





In Essentials Rigging Components

Instruments	6
Remote controls	8
Remote control Cables	12
Switch panels & Harness	14

Rigging Diagrams

Mechanical	18
Y-COP	31
Helm Master EX intro	34
DBW Remote Control	42

Other Rigging Components

Steering & Steering Systems	160
Outboard Maintenance & Accessories	166
Bulk Parts	167
Filters & Fuel Accessories	168
Fuel Tanks & Accessories	169
Other Rigging & Accessories	171
Battery Chargers	172

Propellers

Propeller Information	174
Propeller series description	175
Selection guide by model	178
Propeller Accessories	183

Maintenance

Anodes, Impellers & Thermostats	184
Spark plugs & Oil Filters	186
Timing Belt, Spare keys & Paint	188
Marine Service Kits	192

Accessories

Outboard Accessories	196
Life vests	197
Outboard Locks	198

WaveRunner

Maintenance Essential	200
Accessories	201
Storage, Audio & RecDeck	205

YAM Boats

Boats Accessories	208
Boats Parts	209

Yamalube

Yamalube & Careline	212
---------------------	-----

B2B and Workwear

Workshop & Corporate wear	234
---------------------------	-----



Instruments

Today's boat owners want more information than ever before - and Yamaha Digital Network Gauges deliver it.

Yamaha is proud to offer a comprehensive line-up of Digital Network Gauges, to bring you more convenience, flexibility, and clear information than you ever thought possible. This really is the leading edge of rigging technology, matched up with the supreme level of innovation and reliability you've come to expect from Yamaha. Experience it.

CL5 GAUGE

An all-new, thin Yamaha CL5 touchscreen is small in size but big on information and ability. Its sophisticated, modern design features intuitive operation and matches the latest boat console trends. *1

Description	Part Number
CL5 Display *1	6YM-83710-14-00
Replacement Cover	6YM-87278-00-00
Replacement Bezel	6YM-83512-00-00 (x2)



CL5 FUNCTIONS

Regular indications*2:	Alert indication*2:	Setting *2
• Shift position	• Overheat	• Trim Assist (On/Off) and Preset
• Engine speed	• Low oil pressure	• PTT Switch Preset (Quad engine)
• Trim position	• Low voltage	• Tank Preset
• Engine temperature	• Water in fuel	• Calibration
• Cooling water pressure	• Check engine	• Steer Friction (Regular/Heavy)
• Oil pressure	• Check system	• Lock to Lock (Constant/Variable)
• Main battery voltage	• Steering malfunction	• Speed Control (RPM/GPS)
• Sub-battery voltage	• Low fuel pressure	• Autopilot Setting
• Boat speed		• Joystick and SetPoint Setting
• Fuel economy	Condition indication*2:	• Reset
• Fuel consumption	• Yamaha security system on duty	• Trip Information
• Fuel flow	• Engine under warming up icon	• Diagnosis (Trouble codes)
• Engine operating hours	• Engine synchronization icon	• Maintenance Reminder
• Trip meter	• Autopilot icon and status/ bar	
• Available fuel volume	• Speed Control icon	
• Connections for up to 4 tanks	• Single Lever icon	
• Seawater temperature	• Trim Assist icon	
• Depth	• Status message	
• Maintenance interval notice	• Maintenance Reminder	
• Trolling speed adjustment (depending on model)		

*1 These displays are also compatible with mechanical controlled outboards, both come in convenient kits for mechanical and Drive By Wire, please see the display option section

*2 Contents of indication may vary by outboard models and/or external accessories applied.

DIGITAL NETWORK GAUGES (6Y8 ROUND)

6Y8 Digital Network Gauges are simple, streamlined and sophisticated. The large LCD displays provide easy-to-read information at a glance, allowing you to monitor everything from engine function and fuel management to trim levels, battery voltage, and more. Available as a convenient Rigging Kit. (please see the display option section)

General features:

- Each LCD display can show multiple types of information.
- Information is shown in 2 different formats for main (large - on top) and sub-information (small - below).
- Pre-selectable sub-information selection.
- Each LCD display performs a self-function check on start-up.
- Backlighting can be dimmed individually or together (when multiple gauges are installed).

6Y8 TACHOMETER (ROUND)

6YR-762G0-82-00 (single gauge kit)

- Engine speed • Trim position • Oil pressure • Cooling water pressure (*2)
- Total operating hours • Trip hours • Battery voltage • Engine temperature • Maintenance interval notice • Overheat alert • Low oil pressure alert • Low battery voltage alert • Water in fuel alert • Check Engine alert • Trolling speed adjustment (depends on outboard model) • Diagnosis code



6Y8 SPEED/FUEL COMBINATION METER (ROUND)

6YR-762G0-91-00 (2-gauge kit)

- Boat speed (*1) • Trip meter • Clock • Battery voltage • Fuel tank level (up to 2 tanks) • Fuel flow • Fuel consumption • Fuel economy • Seawater temperature (*2) • Seawater depth (*2)

(*1) GPS connection required (NMEA 0813) or speed sensor

(*2) Optional sensor required Multi Sensor



For details of kit please see Mechanical Remote control Display section



Remote Controls



Yamaha Remote Controls set the standard for operator comfort, convenience and flexibility. Their intuitive ergonomic designs allow for virtually effortless, one-hand control of throttle and shift functions, and allow for surprisingly easy command of horsepower and multiple engine installations.

REMOTE CONTROL TYPE	MODEL	MOUNTING POSITION	NUMBER OF ENGINES			
			Single	Twin	Triple	
DIGITAL (DRIVE-BY-WIRE) (F150G - XTO)	6X9	Top Mount				 Side Mount Top Mount Flush Mount
	6X9	Flush Mount				
	703	Side Mount				
MECHANICAL (F30 - F200F)	704	Top Mount				 Flush Mount
	6X3	Flush Mount				

MECHANICAL REMOTE CONTROLS

Operated by mechanical cable to control throttle and shift mechanism.

1 - 703 SINGLE ENGINE SIDE MOUNT

Designed with broad compatibility in mind, this remote control can be fitted to almost every boat type and is compatible with almost every engine in the Yamaha Outboard range. The 703 delivers all of the basic control functions and open throttle can also be configured in either the push or pull direction. It can be used both at right side or left side configuration.

		GAUGE		Part Number	Remark
		ENGINE		703-48207-24-00	For Electric start models. With PTT button. More versions available see Rigging guide.
		MOUNT	Side mount	703-48206-20-00	For Manual start models. Pull model (replacement of 701 control)
		SWITCH		703-48206-21-00	For Manual start models. Push model (replacement of 701 control)

2 - 6X3 SINGLE ENGINE FLUSH MOUNT

A right-side flush mounted mechanical remote control with integrated lanyard switch. Push action to open throttle. Single key switch panel (without lanyard switch) and 10-pin wire harness supplied separately. It can be used both at right side or left side configuration.



	GAUGE	6Y8 (Round) / CL5
	ENGINE	
	MOUNT	Side mount
	SWITCH	

Part Number	Remark
6X3-48206-10-00	Starboard mount
6X3-48206-21-00	Port mount

3 - SINGLE 704 TOP MOUNT

The 704 Top Mount is designed for use with electric start models and ideally fitted to center console boats. Available in single and twin lever configurations for single and twin engine installations. A switch panel and extension wire harness are required to connect to the engine 10-pin harness.



	GAUGE	6Y8 (Round) / CL5
	ENGINE	
	MOUNT	Top mount
	SWITCH	

4 - TWIN 704 TOP MOUNT



	GAUGE	6Y8 (Round) / CL5
	ENGINE	
	MOUNT	Top mount
	SWITCH	

Part Number	Remark
704-48205-R0-00	Single
704-48207-R0-00	Twin

703 THROTTLE CONVERSION

Description	Part Number
703 Conversion Kit (Pull to Open)	703-48261-11-00
703 Conversion Kit (Push to Open)	703-48261-01-00

704 CONTROL SPACER KITS

Description	Part Number
For 704 Premium Single	704-48293-20-00
For 704 Premium Twin	704-48293-30-00

1. Pull



[703-48261-11-00](#)

2. Push



[703-48261-01-00](#)




Essentials Rigging Components

REMOTE CONTROL - REMOTE CONTROL ATTACHMENT KITS

The best way to convert your Yamaha outboard throttle and shift cable from manual to remote operation with the least amount of fuss.

- Solid & durable corrosion-resistant construction
- For use with remote controls and control cables
- Steering hook not included

We strongly recommend that all cable specification and installation work be carried out by an Authorised Yamaha Dealer, where further product details and helpful advice are always available.



Engine	Part Number
F6A / F6B / F8C / FT8D F8F / FT8G F9.9F / F9.9J / FT9.9G / FT9.9L	6DR-48501-03-00
F15C/F20B	6AH-48501-02-00
F8A/B / F9.9A/B / FT9.9A	6G8-48501-03-00
F9.9C / FT9.9D / F15A	66M-48501-01-00
F25A / F20A / FT25B	65W-48501-01-00
F25D	6BL-48501-02-00
F20G/F25G	6FM-48501-02-00

DIGITAL DRIVE-BY-WIRE (DBW) REMOTE CONTROLS

The operation of throttle and shift is controlled electronically by the Digital Network System, providing you with smoother remote control - and with no cable friction! Multiple engine remote controls feature automatic engine RPM synchronization. Thanks to the convenience of our "plug and play" systems, rigging work is now simplicity itself - even 2nd station installation is a breeze. For more detailed information please also see the Helm Master EX section

Light up when the system is activated and in standby.

START/STOP
Press this button to start or stop all engine.

STATION
Press this button for active station transfer (when applicable).

NEUTRAL HOLD
This button throttles up the engine(s) without shift engagement.

TRIM ASSIST
Press this button to automate engine trim as you accelerate or decelerate for optimum performance and fuel economy. Five-points preset is available by specific RPG or Boat Speed

*2: Trim Assist can also be activated by compatible Yamaha gauges.
*2: Control by Boat Speed is available only when upgraded to Autopilot or Joystick.

NOTE:
POWER switch on the new DEC doesn't work for dual station. POWER and START/STOP switches on the new DEC doesn't work with 6DR or 6X6 switches.

SINGLE LEVER
Press this button to control multiple outboards with the port-side lever only.

CENTER ENGINE
Press this button to activates the system.

POWER
Press this button to activates the system.

6X9 DIGITAL DBW REMOTE CONTROL

An exclusive suite of drive-by-wire remote control boxes. Available in single, twin, triple or Quad engine versions and fully compatible with Yamaha's Helm Master EX

1 - 6X9 SINGLE ENGINE TOP MOUNT



2 - 6X9 TWIN/TRIPLE/QUAD ENGINE TOP MOUNT



6X9 DBW SINGLE ENGINE FLUSH MOUNT

A compact, flush side-mounted digital drive-by-wire remote control box with an integrated lanyard switch. Key switch panel and main wire harness supplied separately.

3 - 6X9 SINGLE ENGINE FLUSH MOUNT



Essentials Rigging Components

REMOTE CONTROL CABLES (YPM)

Only the very best cable performs smoothly and reliably enough to be a match for the renowned quality of a Yamaha Remote Control.

Premium PowerMatched control cable (YPM)



- Stainless Steel Rod
- Wiper seal
- 16" max swivel
- Nickel-plated brass sleeve
- Swivel seat
- Rotary swaged stainless steel hub
- Ultraviolet-stabilised high-density polyethylene outer jacket
- Long-lay oil-tempered wires
- High-density polyethylene liner
- Nylon-covered stranded core wire



Splines reduce contact area with liner for ultra low friction

PREMIUM POWERMATCHED CONTROL CABLE (YPM)


These are top-of-the-line cables, with features and performance that have made them the first choice of professional riggers. The ultra-low-friction inner core wire has splines and a special cover to reduce contact with the liner, allowing rigging to even tighter tolerances; another benefit is reduced 'play' at the cable ends. We strongly recommend the use of Premium PowerMatched cables for boats with severe applications and long cable lengths, on twin-engine installations - and in fact, on any boat where unrivalled smoothness is required. These cables are designed to run smoothly even if installation demands that curves or a radius be applied within the cable run.

REMOTE CONTROL CABLES (YPM)

FEET	CM	Premium (YPM)	FEET	CM	Premium (YPM)
5'	152		18'	549	YMM-21018-PM-30
6'	183	YMM-21006-PM-30	19'	579	YMM-21019-PM-30
7'	213	YMM-21007-PM-30	20'	610	YMM-21020-PM-30
8'	244	YMM-21008-PM-30	21'	640	YMM-21021-PM-30
9'	274	YMM-21009-PM-30	22'	671	YMM-21022-PM-30
10'	305	YMM-21010-PM-30	23'	701	YMM-21023-PM-30
11'	335	YMM-21011-PM-30	24'	732	YMM-21024-PM-30
12'	366	YMM-21012-PM-30	25'	762	YMM-21025-PM-30
13'	396	YMM-21013-PM-30	26'	792	YMM-21026-PM-30
14'	427	YMM-21014-PM-30	27'	823	YMM-21027-PM-30
15'	457	YMM-21015-PM-30	28'	853	YMM-21028-PM-30
16'	488	YMM-21016-PM-30	29'	884	YMM-21029-PM-30
17'	518	YMM-21017-PM-30	30'	914	YMM-21030-PM-30

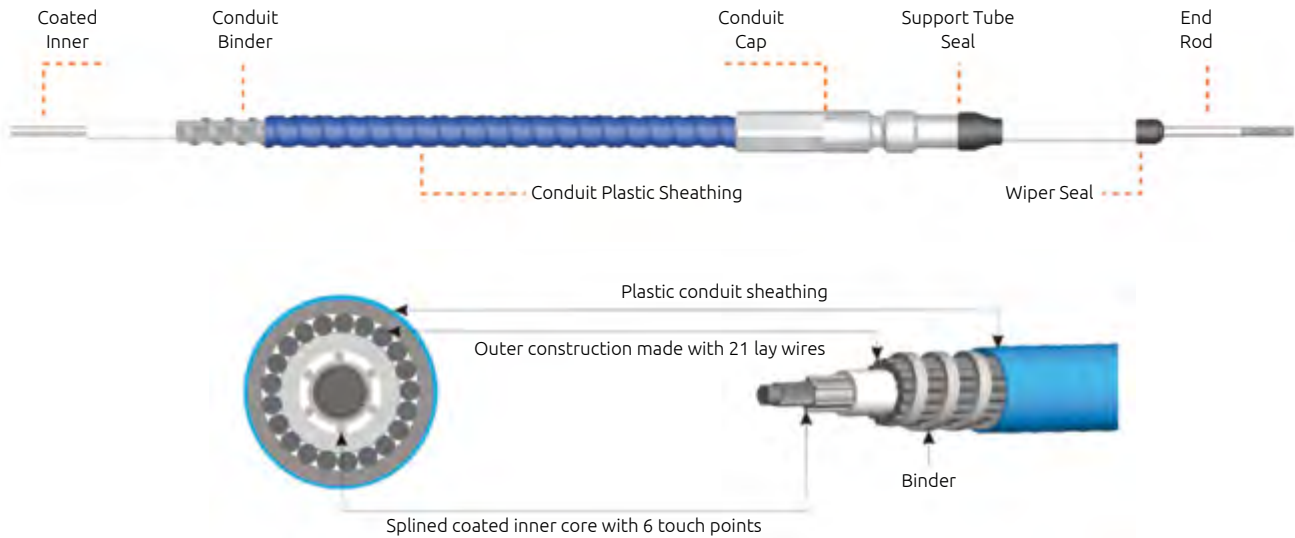
ENTRY LEVEL CONTROL CABLE Y32

The Y32 cable is an entry level control cable that suits the needs for the smaller outboard engines.



REMOTE CONTROL EDGE CABLES

Construction of Remote Control Edge cable



HIGH PERFORMANCE EDGE CABLES

The below features translates into improved efficiency with reduced operator effort when EDGE cables are used:

- Special Edge Conduit: Unique design of Conduit provides structural integrity and a tighter minimum bend radius.
- Improved Efficiency: Edge cables provide significantly greater efficiency due to use of low-friction materials and construction.
- Minimal Backlash: Edge cables are built allowing optimum gap between inner core and conduit, resulting in significantly minimal backlash.
- Less Friction Wiper Seal: The wiper seals are made from a polyurethane impregnated with lifetime lubricant to minimize operating friction.
- Cable Bend Radius: Edge Cable can have a minimum bend radius of 10 centimeter, making it easy for difficult to reach spaces.

HIGH PERFORMANCE EDGE CABLES

FEET	CM	Part Number	FEET	CM	Part Number
5'	152	YME-EC133-05-00	18'	549	YME-EC133-18-00
6'	183	YME-EC133-06-00	19'	579	YME-EC133-19-00
7'	213	YME-EC133-07-00	20'	610	YME-EC133-20-00
8'	244	YME-EC133-08-00	21'	640	YME-EC133-21-00
9'	274	YME-EC133-09-00	22'	671	YME-EC133-22-00
10'	305	YME-EC133-10-00	23'	701	YME-EC133-23-00
11'	335	YME-EC133-11-00	24'	732	YME-EC133-24-00
12'	366	YME-EC133-12-00	25'	762	YME-EC133-25-00
13'	396	YME-EC133-13-00	26'	792	YME-EC133-26-00
14'	427	YME-EC133-14-00	27'	823	YME-EC133-27-00
15'	457	YME-EC133-15-00	28'	853	YME-EC133-28-00
16'	488	YME-EC133-16-00	29'	884	YME-EC133-29-00
17'	518	YME-EC133-17-00	30'	914	YME-EC133-30-00

Essentials Rigging Components

SWITCH PANELS - FOR MECHANICAL REMOTE CONTROL



1 - SINGLE ENGINE KEY SWITCH WITH LANYARD

2 - SINGLE ENGINE MAIN STATION SWITCH WITH PANEL

3 - TWIN ENGINE KEY SWITCH WITH LANYARD

4 - REPLACEMENT LANYARD CORD



#	Part Number	Description	Remote control	Remark
1	704-82570-13-00	Single key switch with lanyard	For 704 single	With choke switch
2	64D-82570-23-00	Single engine Main Station switch with panel	For 6X3	with 2P coupler for Emergency Stop switch
3	6Y8-82570-05-00	Twin key switch with lanyard	For 704 twin	For Digital network system (6Y8)
4	682-82556-00-00	Engine shut-off lanyard cord	---	Replacement lanyard cord

SWITCH PANELS - FOR DBW REMOTE CONTROL 6X6



1 - SINGLE ENGINE KEY SWITCH WITH LANYARD

2 - TWIN ENGINE KEY SWITCH WITH LANYARD



3 - TWIN ENGINE START / STOP SWITCH

4 - ALL START / STOP SWITCH



5 - DUAL STATION SELECTOR



7 - DUAL STATION LANYARD SWITCH



Switches for Single Station

#	Part Number	Description	Engine		Single Station	Dual Station	
			Single	Twin		Main Station	2nd Station
1	6X6-82570-34-00	Single engine key switch with lanyard	x		x	x	
2/3	6X6-762B0-01-00	Kit Twin engine, Start / stop Main Station. Contains Part Numbers 6X6-82570-40 & 6X6-8570-60		x	x	x	
4	6X6-82570-C0-00	All Start/Stop switch		x	x	x	

Switches for Dual Stations

#	Part Number	Description	Engine		Single Station	Dual Station	
			Single	Twin		Main Station	2nd Station
3	6X6-82570-E0-00	Twin engine Start / Stop switch - 2nd Station		x			x
5	6X6-82570-B0-00	Station selector - Dual Station	x	x		x	x
6	6X6-82570-80-00	Single engine Start / Stop switch - 2nd Station	x				x
7	6X6-82570-90-00	Lanyard switch - 2nd Station	x	x			x

SWITCH PANELS - FOR DBW REMOTE CONTROL 6X9 (EKS)

These are available as Kit for details see Rigging diagram section. No p/n see rigging diagram or configurator.



1 - POWER SWITCH



3 - INDIVIDUAL START STOP

4 - INDIVIDUAL START STOP - ENGINE SELECTOR




5 - ALL START / STOP SWITCH

6 - INDIVIDUAL START STOP - ENGINE SELECTOR



2 - EMERGENCY STOP SWITCH



HARNESSES



Main harness 16P

Part name	Length (m)
6X6-8258A-90-00	1.5m (5 ft)
6X6-8258A-51-00	3.7m (12 ft)
6X6-8258A-61-00	5.2m (17 ft)
6X6-8258A-01-00	6m (19 ft)
6X6-8258A-11-00	7m (23 ft)
6X6-8258A-21-00	8m (26 ft)
6X6-8258A-31-00	10m (32 ft)
6X6-8258A-41-00	12m (39 ft)
6X6-8258A-71-00	15m (49 ft)
6X6-8258A-81-00	24m (79 ft)



Main bus wire

Part name	Length
6Y8-82553-01-00	0.3m (1 ft)
6Y8-82553-50-00	3m (10 ft)
6Y8-82553-11-00	4.6m (15 ft)
6Y8-82553-21-00	6.1m (20 ft)
6Y8-82553-31-00	7.6m (25 ft)
6Y8-82553-41-00	9.1m (30 ft)



Pigtail bus wire

Part name	Length
6Y8-82521-01-00	0.3m (1 ft)
6Y8-82521-11-00	0.6m (2 ft)
6Y8-82521-21-00	0.9m (3 ft)
6Y8-82521-31-00	1.8m (6 ft)
6Y8-82521-41-00	2.7m (9 ft)
6Y8-82521-51-00	3.6m (12 ft)



Power wire with 10A fuse

[6Y8-83553-02-00](#)



Multi hub

[6Y8-81920-01-00](#)



Wiring harness (For 704 & 6X3)

Part name	pins	Length (m)
688-8258A-50-00	10-pin	5m (16 ft)
688-8258A-60-00	10-pin	6m (19 ft)
688-8258A-70-00	10-pin	7m (23 ft)
6K1-8258A-40-00	10-pin	8m (26 ft)
61B-8258A-01-00	10-pin	9.5m (23 ft)



Wiring harness extension (For 703/704/6X3)

Part name	pins	Length (m)
688-8258A-10-00	10-pin	2m (7 ft)
688-8258A-30-00	10-pin	3m (10 ft)
688-8258A-50-00	10-pin	5m (16 ft) main cable
688-8258A-60-00	10-pin	6m (19 ft) main cable
688-8258A-70-00	10-pin	7m (13 ft) main cable



Inline hub

[6Y8-81920-11-00](#)



2-pin Cap

[6Y8-82582-01-00](#)



Conversion harness (J1939) For compatible Garmin MFD

Part name	Fitting	Length (m)
6YM-83553-00-00	Straight	0.9m (3 ft)
6YM-83553-10-00	Elbow	0.9m (3 ft)



Replacement Main Harness for 703

Part name	pins	Length (m)
688-8258A-20-00	10-pin	5m (16 ft)



4-pin Cap

[6Y8-82582-11-00](#)

Rigging Diagrams - Index



Mechanical Remote Control

Tiller handle	18
Side Mount	20
Flush Mount	22
Top Mount Single	24
Top Mount Twin	26
Mechanical Display option	27

Y-COP

Y-cop information	31
Single and Twin engine	32
Tiller handle	33

DBW Remote Control

Helm Master EX information	34
How to read the diagram and parts list	42
Single Flush Side-Mount level 1	44
Single Flush Side-Mount level 2	46
Single Flush Side-Mount level 3	50
Single Flush Side-Mount level 3-4	52
Single Flush Side-Mount 2nd station level 1	56
Single Flush Side-Mount 2nd station level 2	58
Single Flush Side-Mount 2nd station level 3	60
Single Flush Side-Mount 2nd station level 3-4	62
Single level 1	64
Single level 2	68
Single level 3	72
Single level 3-4	74
Single 2nd station level 1	78
Single 2nd station level 2	80
Single 2nd station level 3	82
Single 2nd station level 3-4	84
Twin level 1	86
Twin level 2	90
Twin level 3	94
Twin level 3-4	96
Twin 2nd station level 1	100
Twin 2nd station level 2	102
Twin 2nd station level 3	104
Twin 2nd station level 3-4	106
Triple level 1	108
Triple level 2	110
Triple level 3	114
Triple level 3-4	116
Triple 2nd station level 1	120
Triple 2nd station level 2	122
Triple 2nd station level 3	124
Triple 2nd station level 3-4	126

Rigging Diagrams - Index



Quad level 1	128
Quad level 2	130
Quad level 3	134
Quad level 3-4	136
Quad 2nd station level 1	140
Quad 2nd station level 2	142
Quad 2nd station level 3	144
Quad 2nd station level 3-4	146
Joystick add-on-kit	148
Engine mounted prop lights	149
Joystick Only station Single and Twin	150
Joystick Only station Triple and Quad	151
Autopilot Upgrade kit	152
Display Options CL5 / MFD InterfaceType1 and 2	153
MFD compatability	156
Bow Thruster integration, all engines	158

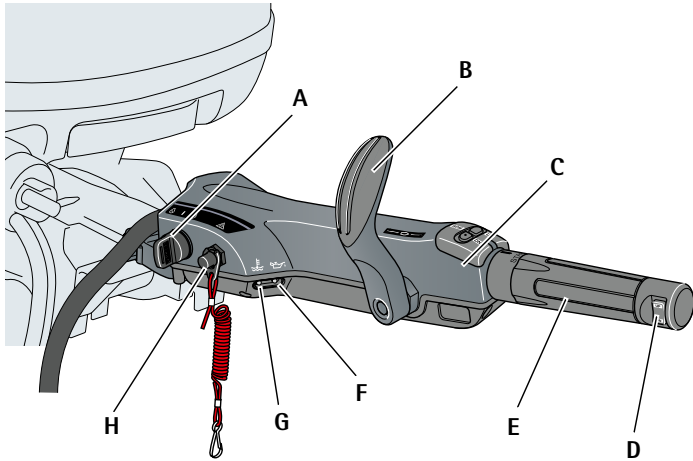


Rigging Diagrams

MULTI-FUNCTION TILLER HANDLE

Our convenient 6X4 Multi-function Tiller Handle is available as an option for mid-range outboard models.

- Ergonomic design and longer, larger-diameter throttle grip
- Contoured, composite-coated lever for smooth, comfortable shifting
- Easy access Power Trim and Tilt switch for on-the-go operation
- Neat and conveniently positioned LED engine warning lamp
- Key switch and STOP switch easily accessible from the handle
- Built-in NEUTRAL switch and buzzer for simple rigging



1 - TILLER HANDLE - MAIN BODY

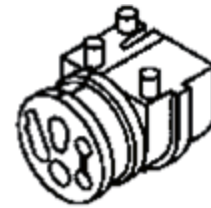
Applicable to F20 – F130*

- A - Engine start/stop
- B - Shift control
- C - Variable trolling switch
- D - PTT Control
- E - Throttle Control
- F - Low oil pressure alert
- G - Overheat alert
- H - Emergency stop lanyard

* F25A/F25D/FT25F are without C/F/G - depending on models - Consult your dealer

2 - FITTING KIT

Fitting kits may differ by outboard model, as shown in the table below



3 - ENGINE GROMMET

Some outboard models require an engine grommet to fit additional wire leads.

4 - YCOP ATTACHMENT KIT

Required to activate YCOP immobilizer installed with Multifunction Tiller Handle. See page 20 for installation details

[6Y8-762A0-01-00](#) Y-COP Attachment Kit 6X4



OUTBOARD MODEL	1* TILLER HANDLE - MAIN BODY	2 FITTING KIT	3 ENGINE GROMMET FOR YCOP	4 Y-COP ATTACHMENT KIT
F20G		6X4-42102-L2-00		
F25G		6X4-42102-F2-00		
F30B/F40F/FT25F		6X4-42102-83-00	(Not Required)	
F50F/F50H/FT50G/FT50J/ F60C/ F60F/FT60D/FT60G	6X4-42103-6A-00	6X4-42102-93-00	6C5-42725-50-00	6Y8-W0035-C0-00
F70A			(Not Required)	
F80D/F100F**		6X4-42102-G3-00		
F80B/F100D		6X4-42102-A4-00	68V-42725-20-00	
F115B/F130A		6X4-42102-C3-00	(Not Required)	

* F25A/F25D/FT25F are without C/F/G - depending on models - Consult your dealer

** F100F needs installation plate [6EK-42121-00-00](#)

MULTI-FUNCTION TILLER HANDLE

SINGLE ENGINE (6Y8 GAUGE + 6X4 MULTI-FUNCTION TILLER HANDLE)

SINGLE ENGINE	6X4 TILLER HANDLE	6Y8 GAUGE
-------------------------	-----------------------------	---------------------




Part Number	Description	Qty	Note
RIGGING KIT			
6YR-762G0-81-00	6Y8 Round Tachometer Kit	1	
MULTI-FUNCTION TILLER HANDLE			
6X4-42103-6A-00	6X4 Multi-function Tiller Handle	1	
TILLER HANDLE FITTING KIT			
6X4-42102-L2-00	F20G	1	
6X4-42102-F2-00	F25G		
6X4-42102-83-00	F30B/F40F		
6X4-42102-93-00	F50H/FT50J/F60F/FT60G/F70A		

Rigging Diagrams

MECHANICAL REMOTE CONTROL

SINGLE ENGINE (6Y8 GAUGES + 703 SIDE MOUNT)

SINGLE ENGINE	703 REMOTE CONTROL	6Y8 GAUGE
-------------------------	------------------------------	---------------------

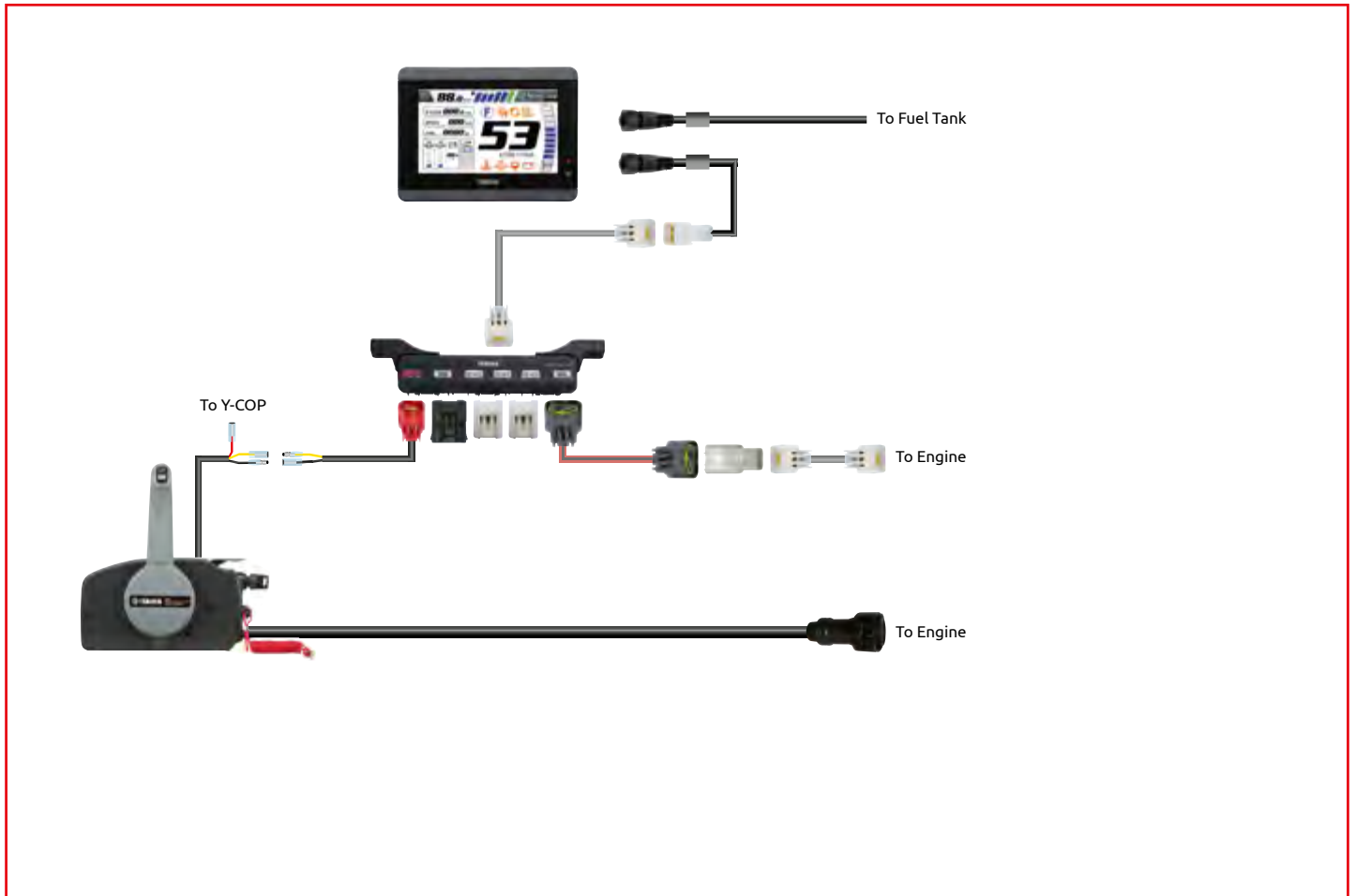


Part Number	Description	Qty	Note
RIGGING KIT			
6YR-762G0-81-00	6Y8 Round Tachometer Kit	1	
6YR-762G0-91-00	6Y8 Round Tacho + Speedo/FMM Kit (Shown above)	1	
REMOTE CONTROL BOX			
703-48207-24-00	703 Side Mount Remote Control	1	

MECHANICAL REMOTE CONTROL

SINGLE ENGINE (CL5 COLOUR DISPLAY + 703 SIDE MOUNT)

SINGLE ENGINE	703 REMOTE CONTROL	CL5 GAUGE
-------------------------	------------------------------	---------------------




Part Number	Description	Qty	Note
RIGGING KIT			
6YM-762G0-23-00	CL5 Single Mechanical Rigging Kit	1	For contents see: Mechanical Display options
REMOTE CONTROL BOX			
703-48207-24-00	703 Side Mount Remote Control	1	

Rigging Diagrams

MECHANICAL REMOTE CONTROL

SINGLE ENGINE (6Y8 GAUGES + 6X3 FLUSH MOUNT)

SINGLE ENGINE	6X3 REMOTE CONTROL	6Y8 GAUGE
-------------------------	------------------------------	---------------------



Part Number	Description	Qty	Note
RIGGING KIT			
6YR-762G0-81-00	6Y8 Round Tachometer Kit	1	
6YR-762G0-91-00	6Y8 Round Tacho + Speedo/FMM Kit (shown above)	1	

PREMIUM REMOTE CONTROL FLUSH MOUNT (RIGHT SIDE)

Part Number	Description	Qty	Note
6X3-48206-11-00	Flush Mount 6X3 Remote Control	1	
64D-82570-23-00	Panel switch assy Single	1	
688-8258A-60-00	Main harness 10P 6m (19,7ft)	1	Other lengths available

PREMIUM REMOTE CONTROL FLUSH MOUNT (LEFT SIDE)

Part Number	Description	Qty	Note
6X3-48206-22-00	Flush Mount 6X3 Remote Control	1	
704-82570-13-00	Panel switch assy Single	1	With lanyard
688-8258A-60-00	Main harness 10P 6m (19,7ft)	1	Other lengths available


HARNESS OPTIONS

Main harness 10P	Length
688-8258A-50-00	5 m (16 ft)
688-8258A-60-00	6 m (19 ft)
688-8258A-70-00	7 m (23 ft)
6K1-8258A-40-00	8 m (26 ft)
61B-8258A-01-00	9.5 m (32 ft)

MECHANICAL REMOTE CONTROL

SINGLE ENGINE (CL5 COLOUR DISPLAY + 6X3 FLUSH MOUNT)

SINGLE ENGINE	6X3 REMOTE CONTROL	CL5 GAUGE
-------------------------	------------------------------	---------------------



Part Number	Description	Qty	Note
RIGGING KIT			
6YM-762G0-23-00	CL5 Single Mechanical Rigging Kit	1	For contents see: Mechanical Display options

PREMIUM REMOTE CONTROL FLUSH MOUNT (RIGHT SIDE)

Part Number	Description	Qty	Note
6X3-48206-11-00	Flush Mount 6X3 Remote Control	1	
64D-82570-23-00	Panel switch assy Single	1	
688-8258A-60-00	Main Harness 10P 6m (19,7ft)	1	Other lengths available

PREMIUM REMOTE CONTROL FLUSH MOUNT (LEFT SIDE)

Part Number	Description	Qty	Note
6X3-48206-22-00	Flush Mount 6X3 Remote Control	1	
704-82570-13-00	Panel switch assy Single	1	With lanyard
688-8258A-60-00	Main harness 10P 6m (19,7ft)	1	Other lengths available

HARNESS OPTIONS

Main harness 10P	Length
688-8258A-50-00	5 m (16 ft)
688-8258A-60-00	6 m (19 ft)
688-8258A-70-00	7 m (23 ft)
6K1-8258A-40-00	8 m (26 ft)
61B-8258A-01-00	9.5 m (32 ft)

Rigging Diagrams

MECHANICAL REMOTE CONTROL

SINGLE ENGINE (6Y8 GAUGES + 704 TOP MOUNT)

SINGLE ENGINE	704 REMOTE CONTROL	6Y8 GAUGE
-------------------------	------------------------------	---------------------



Part Number	Description	Qty	Note
RIGGING KIT			
6YR-762G0-81-00	6Y8 Round Tachometer Kit	1	
6YR-762G0-91-00	6Y8 Round Tacho + Speedo/FMM Kit (shown above)	1	

PREMIUM REMOTE CONTROL TOP MOUNT

Part Number	Description	Qty	Note
704-48205-R1-00	704 Top Mount Single	1	
704-82570-13-00	Panel switch assy Single	1	
6K1-8258A-40-00	Main harness 10P 8m (26,7ft)	1	Other lenghts available

HARNESS OPTIONS

Main harness 10P	Length
688-8258A-50-00	5 m (16 ft)
688-8258A-60-00	6 m (19 ft)
688-8258A-70-00	7 m (23 ft)
6K1-8258A-40-00	8 m (26 ft)
61B-8258A-01-00	9.5 m (32 ft)

MECHANICAL REMOTE CONTROL

SINGLE ENGINE (CL5 COLOUR DISPLAY + 704 TOP MOUNT)

SINGLE ENGINE	704 REMOTE CONTROL	CL5 GAUGE
-------------------------	------------------------------	---------------------



Part Number	Description	Qty	Note
RIGGING KIT			
6YM-762G0-23-00	CL5 Single Mechanical Rigging Kit	1	For contents see: Mechanical Display options

PREMIUM REMOTE CONTROL TOP MOUNT

Part Number	Description	Qty	Note
704-48205-R1-00	704 Top Mount Single	1	
704-82570-13-00	Panel switch assy Single	1	
6K1-8258A-40-00	Main harness 10P 8m (26,7ft)	1	Other lengths available

HARNESS OPTIONS

Main harness 10P	Length
688-8258A-50-00	5 m (16 ft)
688-8258A-60-00	6 m (19 ft)
688-8258A-70-00	7 m (23 ft)
6K1-8258A-40-00	8 m (26 ft)
61B-8258A-01-00	9.5 m (32 ft)

Rigging Diagrams

MECHANICAL REMOTE CONTROL

TWIN ENGINE (CL5 COLOUR DISPLAY + 704 TOP MOUNT)

TWIN ENGINE	704 REMOTE CONTROL	CL5 GAUGE
-----------------------	------------------------------	---------------------



Part Number	Description	Qty	Note
-------------	-------------	-----	------

RIGGING KIT

6YM-762R0-00-00	CL5 Counter Rotation Rigging Kit	1	
-----------------	----------------------------------	---	--

KIT CONTENTS

Part Number	Description	Qty	Note
6YM-762R0-00-00	Premium Remote Control Top Mount Kit	1	
704-48207-R1-00	704 Top Mount Twin	1	
6Y8-82570-04-00	Panel switch assy Twin	1	
6YM-83710-10-00	CL5 Gauge	1	
6YM-83553-00-00	Conversion harness	1	
6YD-8356N-00-00	Fuel tank wire	1	
6Y8-81920-01-00	Multi hub	2	
6Y8-82553-31-00	Main bus wire 7.6m (25ft)	1	Other lengths available
6Y8-82521-11-00	Pigtail bus wire 0.6m (2ft)	1	Other lengths available
6Y8-82521-31-00	Pigtail bus wire 1.8m (6ft)	1	Other lengths available
6Y8-82521-41-00	Pigtail bus wire 2.7m (9ft)	1	Other lengths available
6Y8-83553-01-00	System power supply	1	
6K1-8258A-40-00	Main harness 10P 8m (26,7ft)	1	Other lengths available
61B-8258A-01-00	Main harness 10P 9.5m (31ft)	1	Other lengths available
6Y8-82582-11-00	4 pin cap	3	
6Y8-82582-01-00	2 pin cap	1	

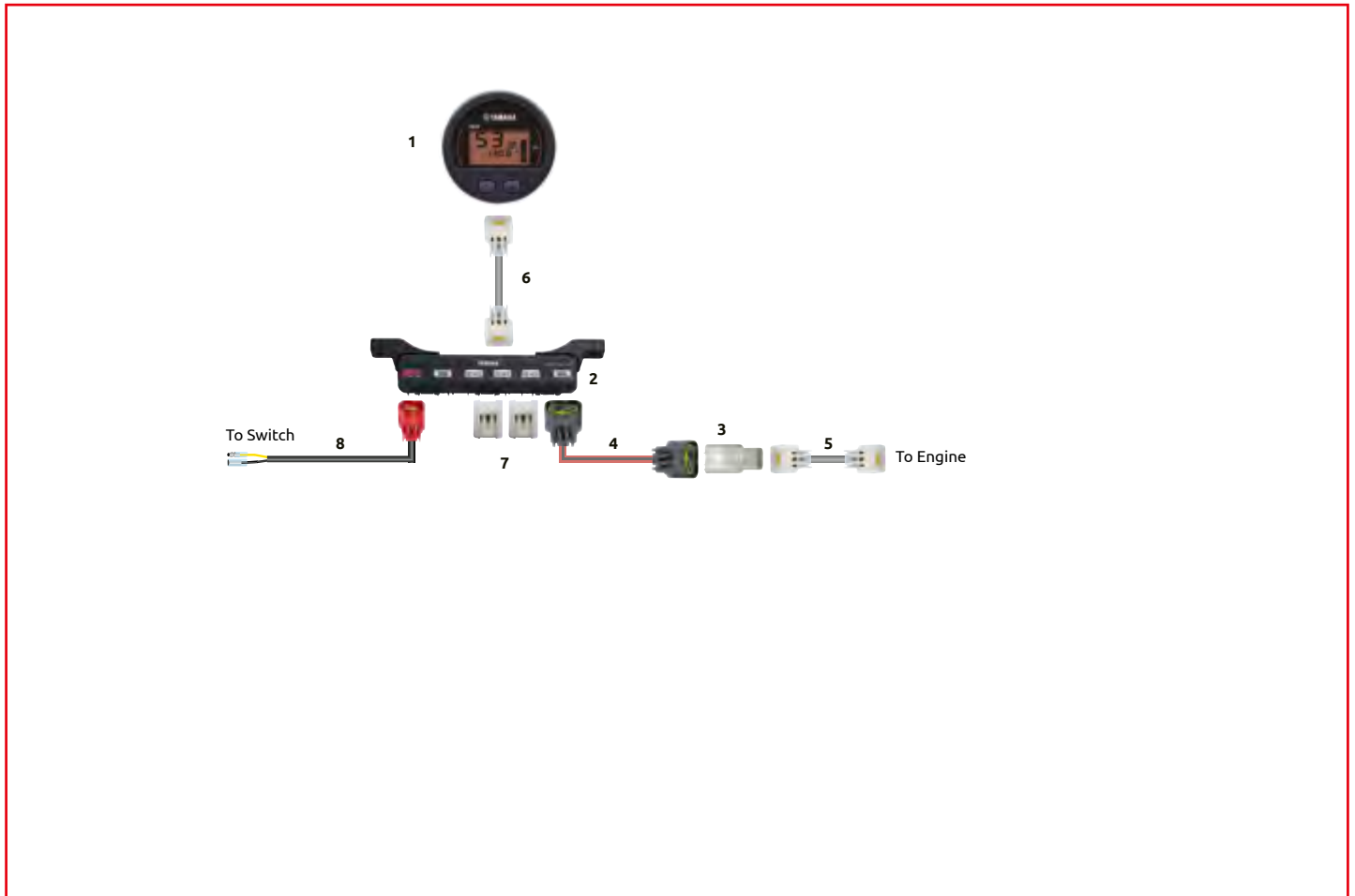
HARNESS OPTIONS

Pigtail bus wire	Length	Pigtail bus wire	Length	Main harness 10P	Length
6Y8-82521-01-00	0.3m (1 ft)	6Y8-82521-31-00	1.8m (6 ft)	688-8258A-50-00	5 m (16 ft)
6Y8-82521-11-00	0.6m (2 ft)	6Y8-82521-41-00	2.7m (9 ft)	688-8258A-60-00	6 m (19 ft)
6Y8-82521-21-00	0.9m (3 ft)	6Y8-82521-51-00	3.6m (12 ft)	688-8258A-70-00	7 m (23 ft)
				6K1-8258A-40-00	8 m (26 ft)
				61B-8258A-01-00	9.5 m (32 ft)

MECHANICAL REMOTE CONTROL (DISPLAY)

6Y8 ROUND TACHO RIGGING KIT (6YR-762G0-81-00)

SINGLE	6Y8
ENGINE	GAUGE



	6YR-762G0-81-00	6Y8 Round Tacho Rigging Kit	Qty	Note
1	6Y8-8350T-22-00	Tachometer assy (Round)	1	
2	6Y8-81920-01-00	Multi hub assy	1	
3	6Y8-81920-11-00	Inline hub assy	1	
4	6Y8-82553-21-00	Main bus harness 6 pin 6.1 m (20 ft)	1	
5	6Y8-82521-41-00	Pigtail bus harness 4 pin 2.7 m (9 ft)	1	
6	6Y8-82521-11-00	Pigtail bus harness 4 pin 0.6 m (2 ft)	1	
7	6Y8-82582-11-00	Terminal cap (4 pin/device)	2	
8	6Y8-83553-01-00	System power supply wire 2.4 m (8 ft)	1	

Rigging Diagrams

MECHANICAL REMOTE CONTROL (DISPLAY)

6Y8 ROUND TACHO + SPEEDO/RIGGING KIT (6YR-762G0-91-00)

SINGLE	6Y8
ENGINE	GAUGE

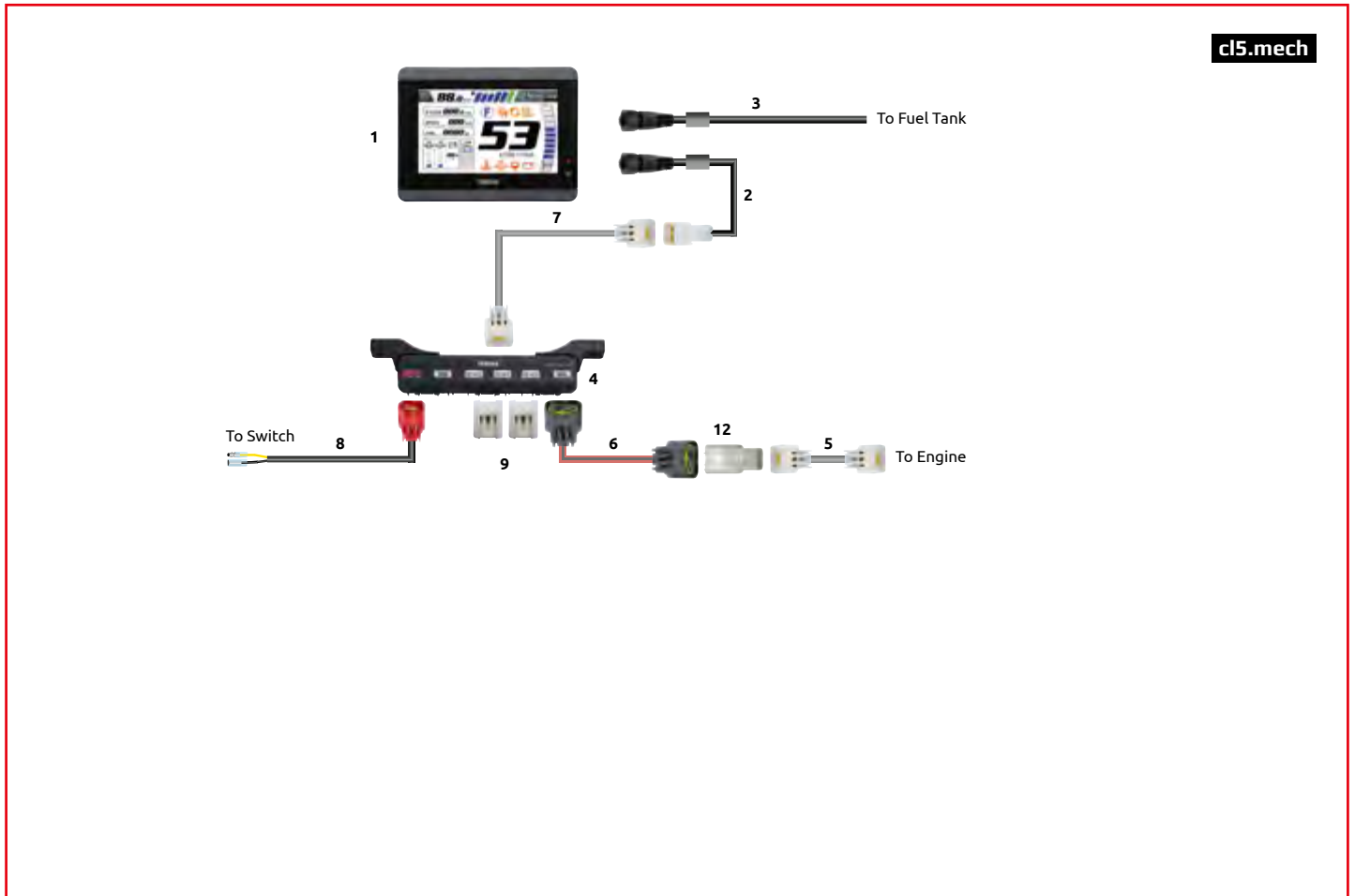


	6YR-762G0-91-00	Round Tacho + Speedo Rigging Kit	Qty	Note
1	6Y8-8350T-22-00	Tachometer assy (Round)	1	
2	6Y8-83500-21-00	Speedo & FMM meter assy (Round)	1	
3	6Y8-81920-01-00	Multi hub assy	1	
4	6Y8-81920-11-00	Inline hub assy	1	
5	6Y8-82553-21-00	Main bus harness 6 pin 6.1 m (20 ft)	1	
6	6Y8-82521-31-00	Pigtail bus harness 4 pin 1.8 m (6 ft)	1	
7	6Y8-82521-11-00	Pigtail bus harness 4 pin 0.6 m (2 ft)	2	
8	6Y8-82582-11-00	Terminal cap (4 pin/device)	1	
9	6Y8-8356N-01-00	6Y8 PGS/Fuel wire (NMEA 0183)	1	
10	6Y8-83553-01-00	System power supply wire 2.4 m (8 ft)	1	

MECHANICAL REMOTE CONTROL (DISPLAY)

DISPLAY OPTION CL5 COLOUR TOUCH GAUGE RIGGING KIT (6YM-762G0-20-00)

CL5
MECHANICAL



	6YM-762G0-20-00	CL5 Color Touch Gauge Kit - MECH	Qty	Note
1	6YM-83710-11-00	CL5 display	1	
2	6YM-83553-00-00	Conversion harness 0.9m / 3 ft	1	Optional elbow connector 0.9m 6YM-83553-10-00
3	6YD-8356N-00-00	Fuel tank wire	1	Optional elbow connector 6YM-8356N-00-00
4	6Y8-81920-01-00	Multi hub	1	
6	6Y8-82553-21-00	Main bus wire 6.1m / 20 ft	1	Other lengths available
7	6Y8-82521-11-00	Pigtail bus wire 0.6m / 2 ft	1	Other lengths available
5	6Y8-82521-31-00	Pigtail bus wire 1.8m / 2 ft	1	Other lengths available
8	6Y8-83553-02-00	System power supply	1	
9	6Y8-82582-11-00	Cap	2	
12	6Y8-81920-11-00	Single hub	1	



Yamaha Y-COP

Yamaha is introducing a full new Yamaha Y-COP theft-deterrent system. Although it is part of Yamaha's new Drive-by-wire Helm Master EX line-up, it works on boats powered by any EFI Yamaha outboard, even in combination with Yamaha's previous rigging system.



THE IMPORTANCE OF THEFT-DETERRENT SYSTEMS

Unfortunately, theft of outboard motors is a recurring story. Yamaha's Y-COP, an effective, easy to install and simple to use theft deterrent system, is available as an option for all Yamaha EFI outboards.

As a unit with enabled Y-COP can only be unlocked by the owner, this will significantly reduce the interest in stealing Yamaha outboards. This is not only a 'peace of mind' for the customer, but will, in many countries, also reduce his insurance costs. (the customer should check with his insurance company whether and what benefits he will get after installing Y-COP).

With Yamaha's new Helm Master EX suite of Rigging components, there is a new, more advanced, version of Y-COP available

YAMAHA'S NEW Y-COP VERSION

The new version of Y-COP consists of an all new key-fob and a separate receiver, to be mounted behind the dashboard. As the unit is directly linked to the outboard's ECU, it prevents the engine from starting when activated.



The buoyant key-fob is water resistant enough to survive short immersion in un-deep water. Two fobs are provided with each Electronic Key Switch (EKS) panel, and up to four more can be programmed into the system.

If necessary, such as in the case of loss, the operator can unlock the system using a four-digit code assigned at the factory or one chosen by the operator. Additionally, the battery-operated fob self-monitors its battery level and audibly alerts the operator when the battery is low.

Together with the kit comes a 'Y-COP' sticker which can be put on the engine cowling or the console next to the electronics panel, to clearly indicate the engines are equipped with a Y-COP immobilizer.



EASY OPERATION OF YAMAHA'S NEW Y-COP

To lock the boat, simply turn-off the outboards and push the lock-button on the floating key-fob. Via the receiving unit, the outboard's ECU will be locked. A single 'beep' will sound on the boat, to assure the outboard (-s) are not possible to start anymore.

Upon arriving back at the boat, just getting close to the receiving unit in the console, will automatically release the outboards again, indicated by a double 'beep' sound. There is no need to take the key-fob out of your pocket!

WHICH OUTBOARDS IS Y-COP COMPATIBLE WITH

Y-COP works on all EFI (Electronic Fuel Injection) Yamaha engines, which are all models from F20G and up (including tiller-handle models). Y-COP can be combined with tiller handles, 6Y8 digital network switches and the new 'Helm-master EX' switches. 2nd station is only available with the new Helm Master EX system. Y-COP is integrated in Yamaha's new 'Helm Master EX' range of rigging materials. When combining with 6X6 rigging materials, Y-COP can be purchased separately.

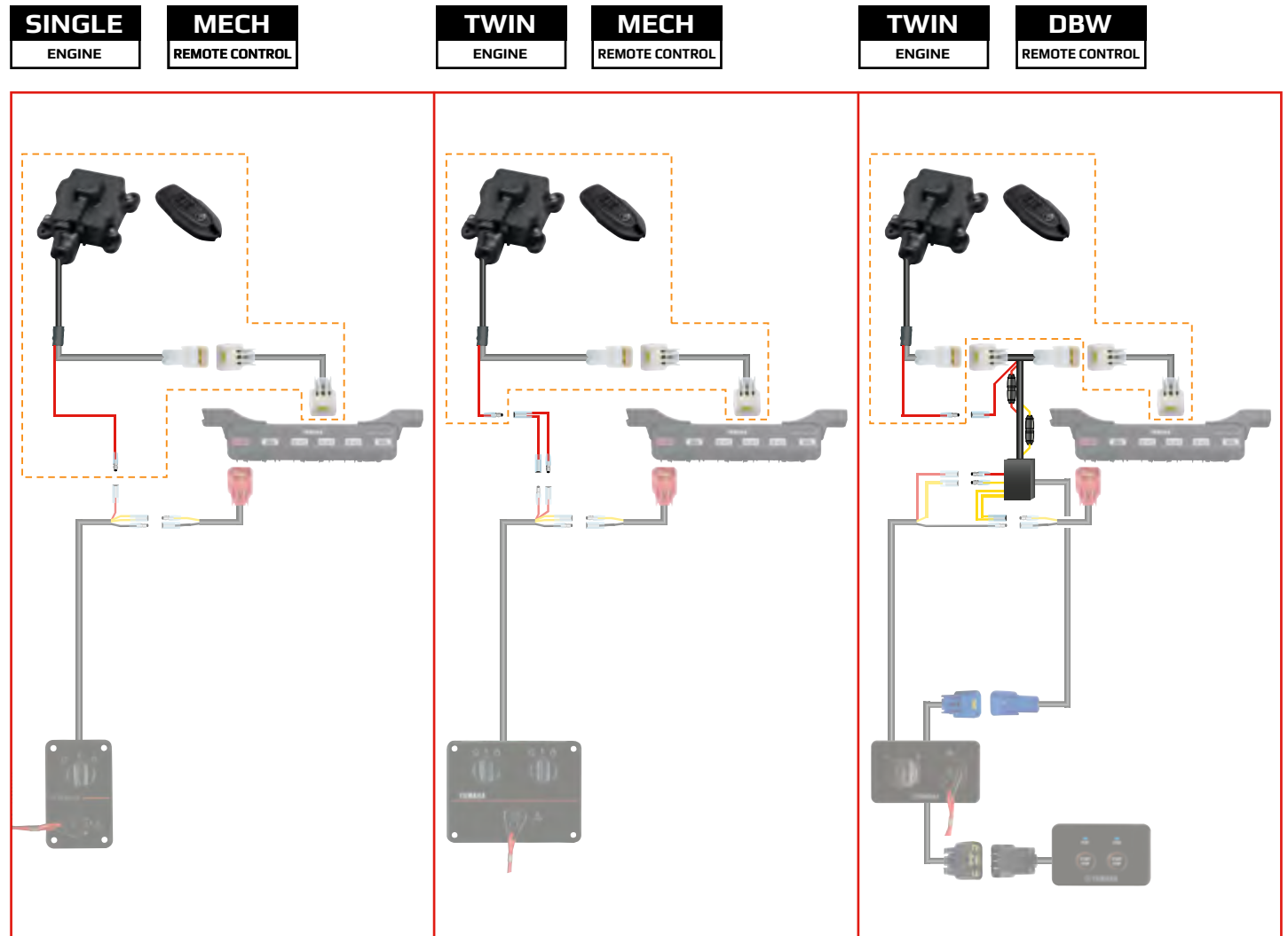
Rigging Diagrams

Y-COP

Y-COP SINGLE ENGINE

Y-COP TWIN ENGINES (MECH)

Y-COP TWIN ENGINES (DBW)



Y-COP WITH SINGLE ENGINE

Part Number	Description	Qty	Note
Y-COP KIT			
6X9-762D0-03-00	Y-COP Kit	1	

KIT CONTENTS

6X9-86260-00-00	Receiver assy and 2 key fobs	1	6X9-86261-00-00 Key fob
6Y8-82521-11-00	Pigtail Bus Wire	1	0.6m (2 ft)

Y-COP WITH MULTIPLE ENGINES (MECHANICAL REMOTE CONTROL)

Part Number	Description	Qty	Note
Y-COP			
6X9-762D0-03-00	Y-COP Kit	1	
6H5-81315-00-00	Y-COP Power Distribution Wire (for multiple engines / Mechanical control)	1	

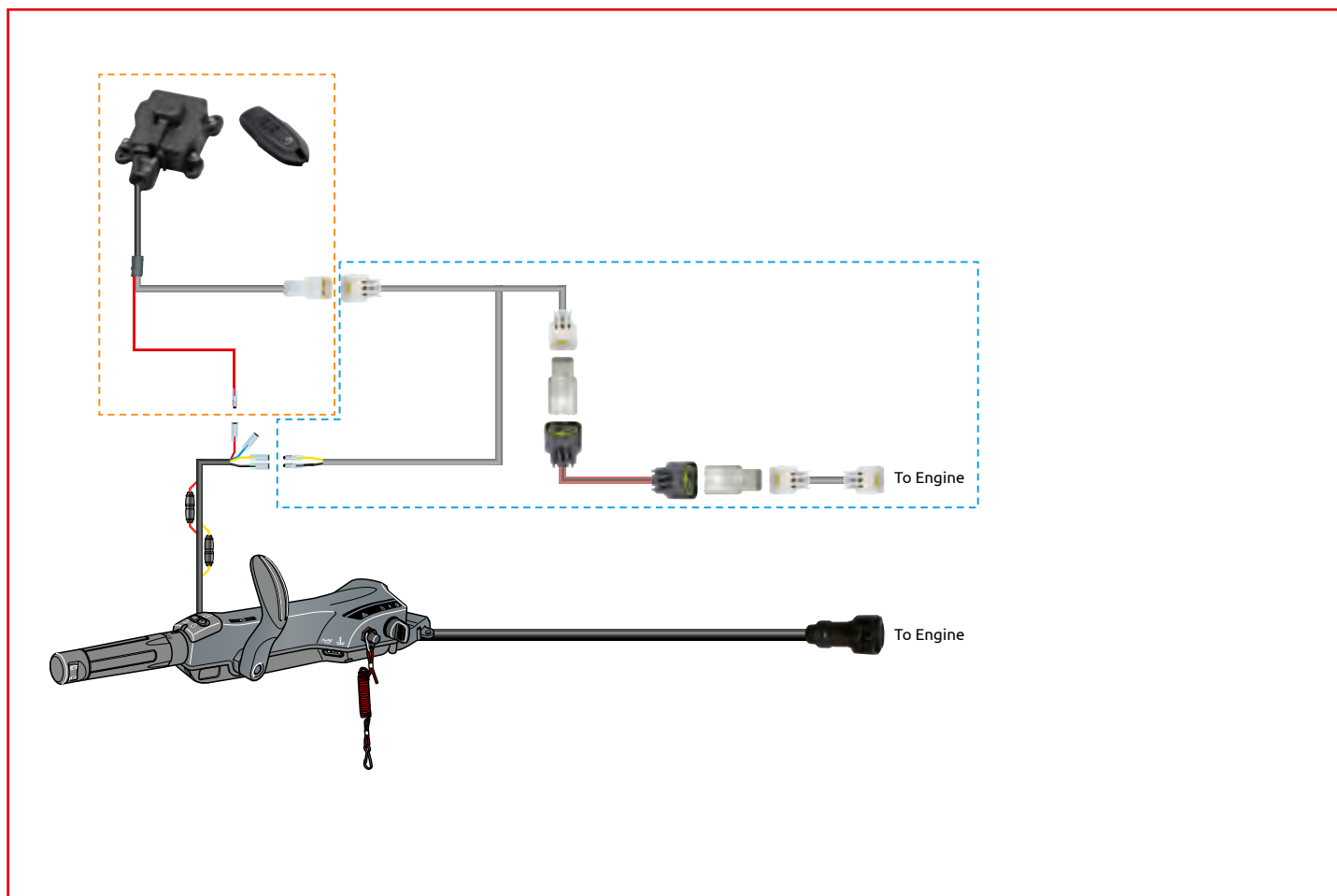
Y-COP WITH MULTIPLE ENGINES (DBW REMOTE CONTROL)

Part Number	Description	Qty	Note
Y-COP			
6X9-762D0-03-00	Y-COP Kit	1	
6Y8-81315-01-00	Y-COP Power Distribution Wire (for multiple engines / DBW control)	1	

Y-COP

Y-COP WITH 6X4 MULTI-FUNCTION TILLER HANDLE

SINGLE ENGINE	6X4 TILLER HANDLE
-------------------------	-----------------------------



Part Number	Description	Qty	Note
Y-COP			
6X9-762D0-03-00	Y-COP Kit	1	
6Y8-762A0-01-00	Y-COP Attachment Kit (required for Y-COP + 6X4 handle installation)	1	

Y-COP ATTACHMENT KIT 6X4 CONTENTS

6Y8-82521-51-00	Pigtail Bus Wire	1	3.6m (12 ft)
6Y8-81920-11-00	Single hub	1	
6Y8-82553-01-00	Main Bus Wire	1	0.3m (1 ft)
6Y5-83553-M1-00	Wire lead	1	2.5m (8 ft)
6Y8-82117-00-00	Pigtail Bus Wire with power lead	1	

ENGINE GROMMET FOR Y-COP HARNESS*

6C5-42725-50-00	F50H/FT50J/F50F/FT60G	1	
68V-42725-20-00	F80B/F100D/F115A	1	

*Required for Y-COP + 6X4 Tiller Handle installations on the specific engine models listed above.

Y-COP KIT (6X9-762D0-00-00) SPARE PARTS

6X9-86261-01-00	Kit of 2 spare key fobs	2	433Mhz (EU)
-----------------	-------------------------	---	-------------



Innovation in control and comfort

Designed for professionals, enthusiasts and casual users alike, Yamaha's all-new Helm Master EX control rigging system makes boat operations both easy and enjoyable with a sophisticated array of features. It is designed for both single and multiple outboard engine set-ups.

FUNCTION TABLE

Function	Digital Electronic Control	Digital Electronic Steering	Autopilot	Joystick
	Level 1	Level 2	Level 3	Level 4
Variable Troll RPM Switch (VTS)	x	x	x	x
Single Lever	x	x	x	x
Speed Control	x	x	x	x
Pattern Shift	x	x	x	x
Trim Assist	x	x	x	x
Neutral Hold	x	x	x	x
Adjustable Lock to Lock		x	x	x
Adjustable Steering Friction		x	x	x
Heading Hold			x	x
Course Hold			x	x
Pattern Steer			x	x
Track Point			x	x
Bow thruster Integration (NEW)			x	x
Joystick Maneuverability (incl. Single Engine)				x
SetPoint® Suite Features (incl. Single Engine)				x
Track Point with SetPoint® Final Stop				x
Electronic Key Switch (EKS) with Y-COP®	x	x	x	x
CL5 Display	x	x	x	x
MFD Interfaces	x	x	x	x



Digital Electronic Control (DEC)

The operation of throttle and shift is controlled electronically by the Digital Network System, providing you with smoother remote control - and with no cable friction! Multiple engine remote controls feature automatic engine RPM synchronization. Thanks to the convenience of our "plug and play" systems, rigging work is now simplicity itself - even 2nd station installation is a breeze. For more detailed information please also see the Helm Master EX section.



Light up when the system is activated and in standby.

START/STOP
Press this button to start or stop all engine.

STATION
Press this button for active station transfer (when applicable).

NEUTRAL HOLD
This button throttles up the engine(s) without shift engagement.

TRIM ASSIST
Press this button to automate engine trim as you accelerate or decelerate for optimum performance and fuel economy. Five-points preset is available by specific RPG or Boat Speed

NOTE:
POWER switch on the new DEC doesn't work for dual station. POWER and START/STOP switches on the new DEC doesn't work with 6DR or 6X6 switches.

SINGLE LEVER
Press this button to control multiple outboards with the port-side lever only.

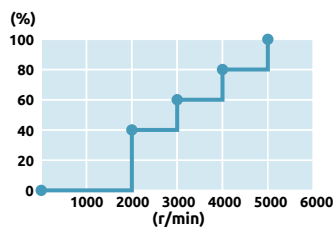
CENTER ENGINE
Press this button to activates the system.

POWER
Press this button to activates the system.


*2: Trim Assist can also be activated by compatible Yamaha gauges.
*2: Control by Boat Speed is available only when upgraded to Autopilot or Joystick.

PATTERN SHIFT

Activated when you are in-gear (trolling) and press speed DN, system takes care of automatic shifting to further lower trolling speed. Applicable also to reverse shift. You can go as far as 10% in gear and 90% out of gear.



INDIVIDUAL TRIM CONTROL



FRICITION ADJUSTMENT / DETENT ADJUSTMENT

The weight of the control lever movement and the click feeling when shifting can be adjusted to customer preference.



Detent adjustment screw

Friction adjustment screw












SPEED CONTROL

Once you reach your desired RPM or Boat Speed *2 by the control lever(s), press speed UP or DN button to hold or throttle up or down with the touch of a button. Buttons are conveniently located on the port-side lever for easy use with Single Lever mode.

SELECTABLE REMOCON LED COLOR



-  : Blue (Default)
-  : Sky
-  : Mint
-  : Green
-  : Yellow
-  : Red
-  : Sakura
-  : Purple
-  : White

Digital Electronic Control (DEC)

With great ergonomic comfort and new capabilities, the all-new Helm Master EX control is available in single handle, or twin handle for twin- through quad-engine installations. In both instances, the base of the control is the same, allowing for easier, more consistent installation between models.

Additionally, there is one simple wire leading to a bank of one or more separate ECUs (one per engine), mounted remotely. There are no additional ECUs needed for second station installations, making under-console and second station rigging streamlined and less complex.

SEPARATE ECU



for Single engine



for Twin engine



for Triple engine



for Quad engine



The easily accessible port helps Yamaha dealers connect YDIS for system compatibility scan, diagnosis and updating software.



Single engine control



Flush Side-mount



Multiple engine control

Highlighted features

SINGLE LEVER OPERATION

Press this button to control multiple outboards with the port-side lever only.



TRIM ASSIST

Trim Assist automatically trims the outboard to operator pre-set levels at chosen engine speeds to make operation easier, particularly for new captains or those with a heavy task load. This function can be initiated directly from all Helm Master EX controls (single or twin binnacle and side flush-mount). Activation/de-activation remains available through the CL5 or MFDI-equipped display, as well.



LOCK TO LOCK AND STEERING FRICTION

With new variable lock-to-lock settings (four to nine rotations) and adjustable steering friction (100 – 200 percent) become available automatically based on outboard rpm. Customer can also choose to select heavier steering load manually (like when in heavy seas, for example) or can set the DES system to not use auto-increase/decrease features.



Autopilot

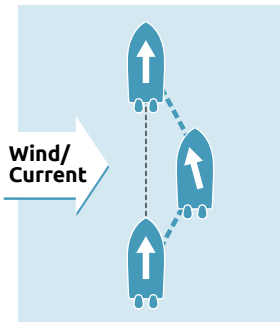
AUTOPILOT FUNCTIONS

Heading Hold automatically maintains set compass heading but allows for drift. Course Hold keeps course, even under current and/or wind. Track Point pilots automatically along an operator set of waypoints (route)*



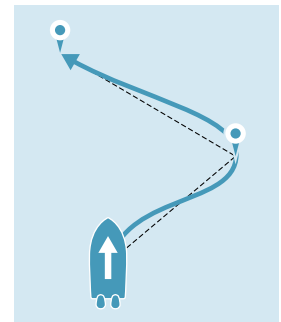
Standard Autopilot functions

Course Hold



Holds the vessels course automatically adjusting for wind or current drift.

Track Point *1



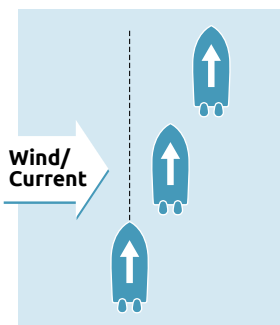
Navigates through operator selected MFD waypoints.

Bow Thruster

Please see the Bow Thruster integration section in the Helm Master EX section for more details and requirements.

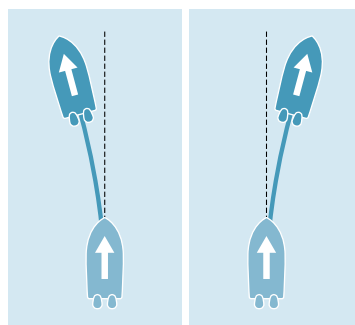


Heading Hold



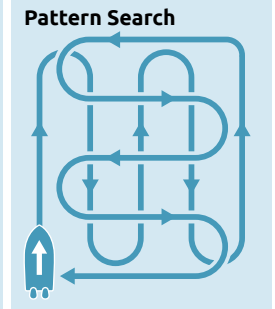
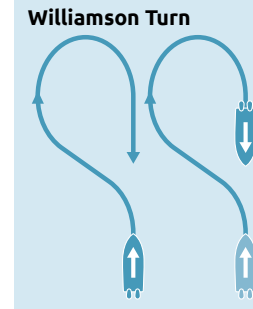
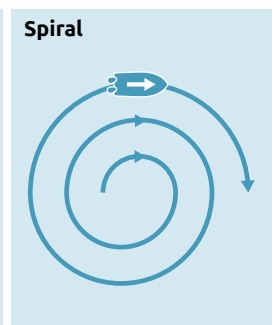
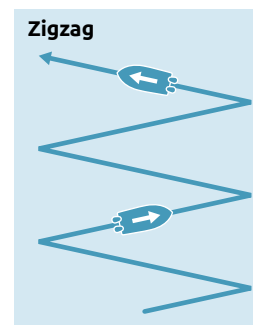
Holds the vessels compass setting. Applicable also to reverse shift for enhanced back trolling.

Arrow Buttons



Press this button to change the set heading of your boat at Heading/ Course Hold modes. Short press : 1 degree increment. Long press : 5 degrees increment. Hold the button down for further steering.

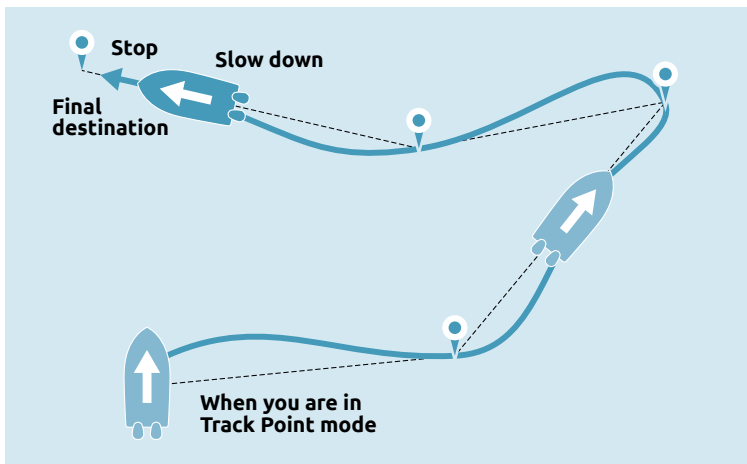
Pattern Steer



Pre-selected patterns that are adjustable - Spiral and Zig-zag - useful to find signs of fish at a target spot.

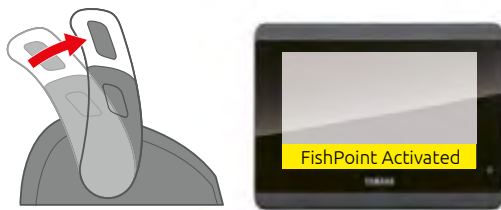
TRACK POINT with SETPOINT

Approaching the final destination of Track Point, the boat will automatically slow down and finally stop *4.



Upon arrival at final destination, shifting neutral activates either of following;

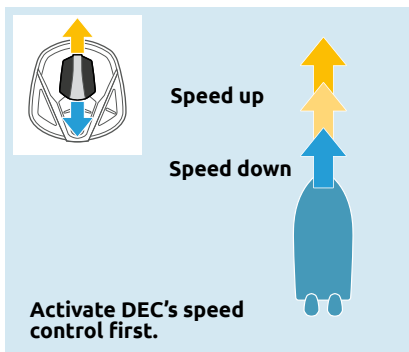
- Boat stop automatically, then SetPoint *2
- Boat stop automatically (no SetPoint)
- No automatic stop



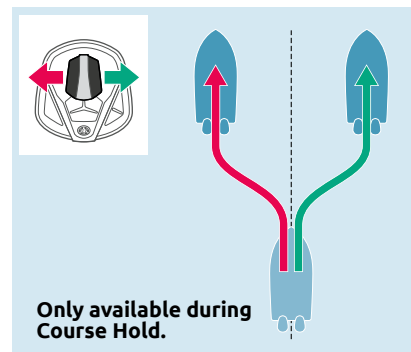
Autopilot with Joystick Adjustability *2

More intuitive Autopilot control by Joystick knob - adjustment of speed, course and heading without touching steering wheel or throttle levers.

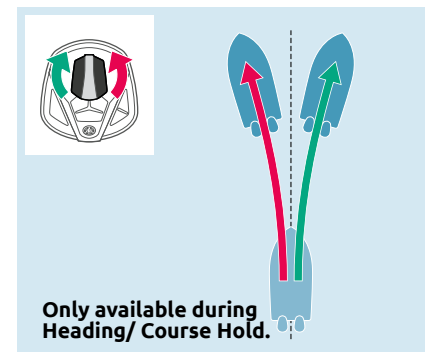
Speed Adjust



Course Adjust



Heading Adjust



- *1: The latest version of NMEA2000 Gateway (6YG) or compatible Multifunction display is required for Track Point and DriftPoint Track to obtain MFD navigation route information via NMEA 2000 network.
- *2: Available when upgraded to Joystick (full upgrade).
- *3: Except first generation F350A (6AW), model year up to 2010.
- *4: Boat may pass by the final destination depending on MFD.
- * Autopilot/ SetPoint do not monitor or avoid people, other boats, obstacles, etc. Skipper needs to stay at helm with lanyard switch and keep proper lookout to avoid collisions.

Joystick

JOYSTICK MANEUVERABILITY AND SETPOINT FEATURES

Previously available only for multiple engines, Helm Master EX is now also available for single engine applications.

Staypoint (not available on single engine installation) Seeks to automatically maintain both boat heading and position.

Fish Point Seeks to automatically maintain boat position (not heading).

Drift Point Seeks to maintain heading only while allowing natural drift.

SELECTABLE REMOCON LED COLOR

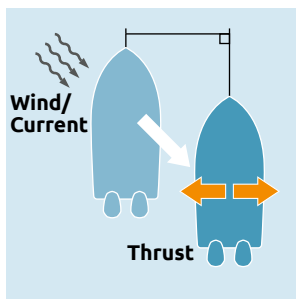


-  : Blue (Default)
-  : Sky
-  : Mint
-  : Green
-  : Yellow
-  : Red
-  : Sakura
-  : Purple
-  : White

SETPOINT suite features

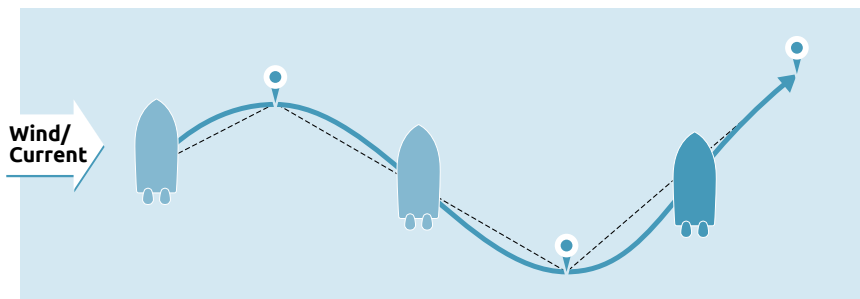
SetPoint® has three primary modes - StayPoint®, FishPoint® and DriftPoint® - offers captains even greater control for situations such as fishing, controlled drifting and maintaining position.

DRIFTPOINT



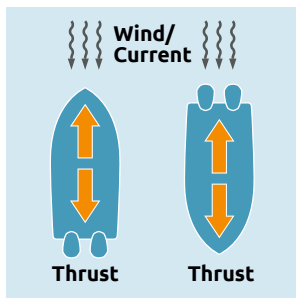
Keeps heading. Great for drift-fishing a wreck or kite fishing.

DRIFTPOINT TRACK *4



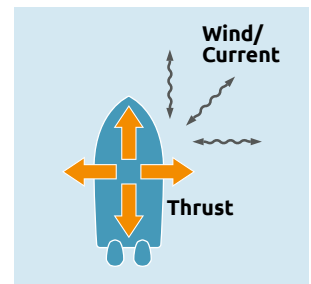
Keep the heading and drift to trace the waypoint (s) which you set from MFD - like following same depth contour or keeping distance from shore. You can enter this mode to push DRIFTPOINT button when MFD navigation route is set.

FISHPOINT



Keeps position. This mode uses minimal RPM to hold your position. Perfect for stationary fishing.

STAYPOINT



Keeps position and heading. Handy when waiting for a bridge or for your turn to approach a fuel dock.

JOYSTICK

Press this button to activate Joystick maneuvering mode shown in the adjacent page.



Thrust Adjustment

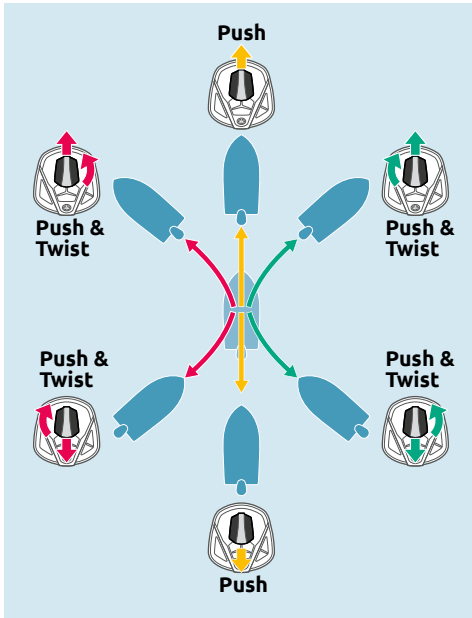
5 steps Joystick thrust adjustment. It can also adjust Autopilot steering sensitivity.

Joystick maneuvering

Low speed Joystick maneuvering is extremely intuitive and useful for various occasions like docking, turning in the confined space or navigating through no-wake zone. Single-hand, fingertip joystick operation integrates control of the throttle, shift and steering – instead of multiple boat operating devices like conventional steering wheel and control levers.

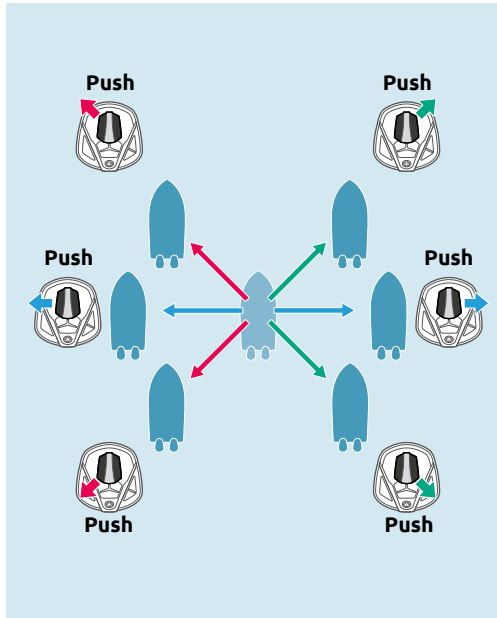
Standard maneuver

Moving forward, backward, and turn right or left



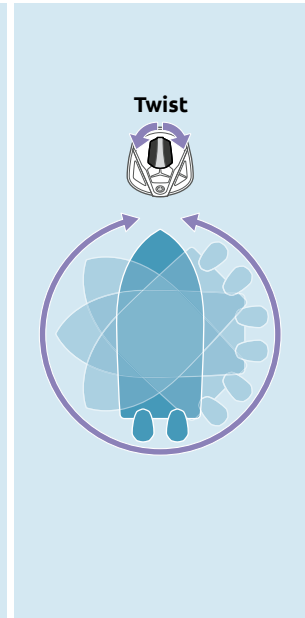
Lateral maneuver

Moving left, right or diagonal



Pivot-turn maneuver

Rotating left or right on the spot



Multiple engines

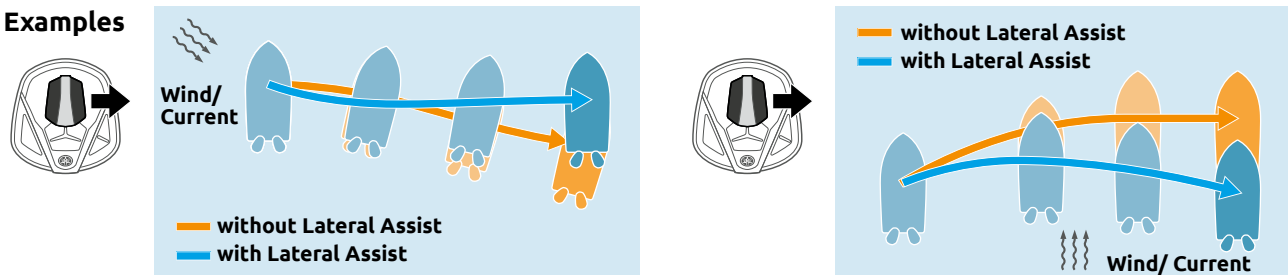
●	●	●
●	—	—

Single engine

Lateral Assist™ *5

Helps maintain straight-line movement of the boat upon sideways or diagonal joystick input, regardless of wind or current.

Examples



- *1: Joystick maneuvering performance, especially sideways move is dependent on boat/ engine application
- *2: Joystick sideways operation and StayPoint are not applicable to single engine application.
- *3: Except first generation F350A (6AW), model year up to 2010.
- *4: The latest version of NMEA2000 Gateway (6YG) is required for Track Point and DriftPoint Track to obtain MFD navigation route information via NMEA 2000 network.
- *5: Joystick Calibration is required for Lateral Assist function.
- * Autopilot/ SetPoint do not monitor or avoid people, other boats, obstacles, shoal, etc. Skipper needs to stay at helm with lanyard switch and keep proper lookout to avoid collisions.

JOYSTICK ONLY STATION

Using only a joystick and a CL5 or Yamaha MFDI-equipped display, it is now possible to create a 2nd or 3rd station for boat maneuvering and positioning. The main helm needs to be equipped with Helm Master EX level 4 This offers great additional control in minimum space. Please refer to joystick only section for connections.

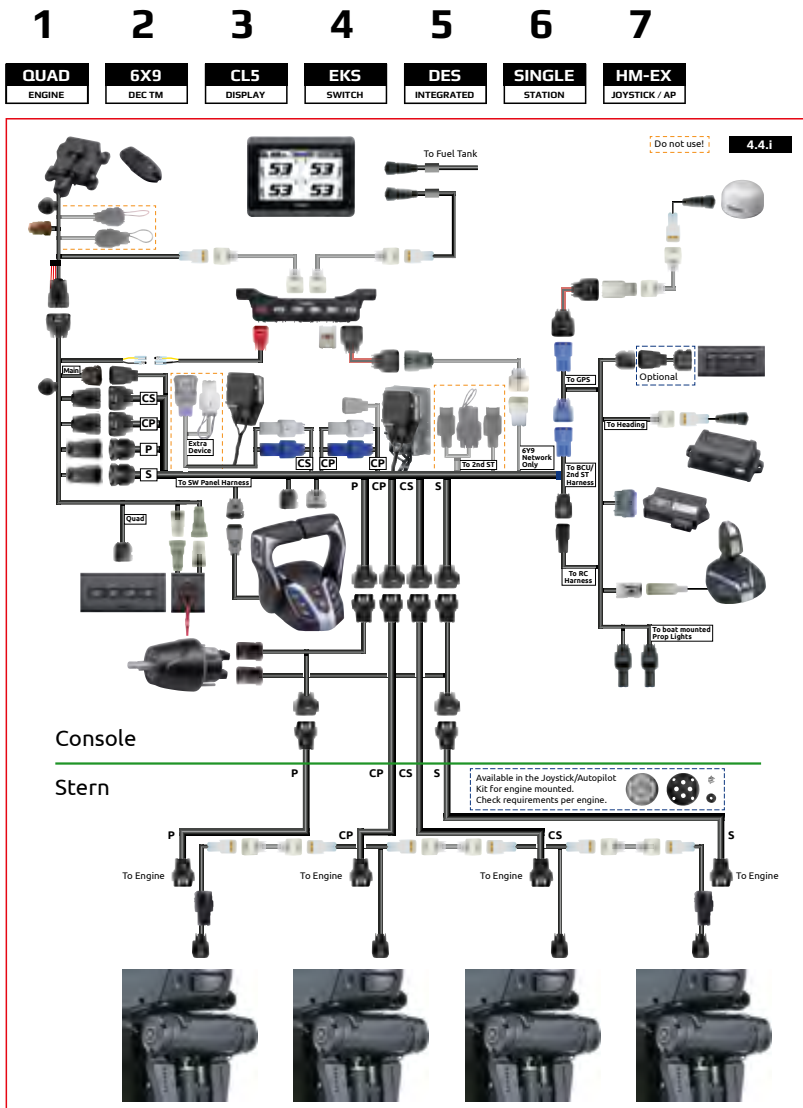


How to read the diagram

On this page you will see a visualization of all the components and connections separated by what is mounted at the Console side and the Stern side. Or encase it is a 2nd station what is mounted at the main helm or at the 2nd station.

From End of March 2023 all Autopilot and Joystick kits will be available to order as parts via Normal parts ordering route.

QUAD LEVEL 3-4 INTEGRATED



IN THIS EXAMPLE INDICATED BY BLOCKS:

1. Quad installation -> 4 engine installation
2. 6X9 new rigging -> in this example a top mount (TM) remote control.
3. CL5 gauge/display -> in this example a CL5 display is used. For other options please see display section. In level 3-4 for map options such as trackpoint a Multifunction display with chart options is required.
4. EKS -> Electronic Key switches. The new 6X9 push button switches are used.
5. Digital electronic steering Integrated -> in this example an engine with build in electronic steering. This can also be Bolt-on electronic steering.
6. Single station -> in this example the main station is displayed
7. HM-EX Joystick / Autopilot -> when expanding from level 1, 2 to 3-4 in the drawing's components are added corresponding to the level.

How to read the parts list

ORDER GUIDELINES:

In the blue box a suggestion is made on what to order in this example for a quad installation level 3-4. It corresponds to all components in the scheme on the left page.

Encase of a 2nd station the components listed are the components to be added at the 2nd station.

Other display options may be found in the display options section.

QUAD LEVEL 3-4 INTEGRATED PARTS			
	Description	Qty	Note
	6X9-48209-10-00	1	6X9 Quad Top Mt DEC IV23
	6YM-762G0-05-00	1	CLS Color Touch Gauge Kit - DEC*
LEVEL 1	6X9-762E0-30-00	1	EKS Kit - Quad IV23
	6X6-8258A-41-00	2	Main harness 16P 12m / 39 ft
	6X6-8258A-71-00	2	Main harness 16P 15m / 49 ft
	6X9-615A0-10-00	1	Compact helm unit
	6X9-81115-00-00	2	SCU link harness (Port/ Stbd) 1.5m (5 ft)
LEVEL 2	6GR-81115-20-00	2	SCU link harness (Center) 1.5m (5 ft)
	6X9-82521-11-00	3	Pigtail bus wire 0.6m / 2 ft
	6GR-8258A-11-00	2	Helm harness main station Twin/Triple/Quad 0.9m / 3 ft
	6X9-762J0-B1-00	1	JS/AP - Quad IV23
	6Y8-82553-50-00	1	Main bus wire 3m / 10 ft
LEVEL 3-4	6Y8-82521-01-00	1	Pigtail bus wire 0.3m / 1 ft
	6X9-82521-00-00	1	AP Panel Ext Harness 4.6m / 15 ft
	Level 3-4 requires a compatible multi-function display for map functions		

RIGGING CONFIGURATOR ONLINE

<https://www.rigging.yamaha-marine.eu/>



HARNES OPTIONS			
	Description	Qty	Note
6YM-762G0-05-00	CLS Color Touch Gauge Kit - DEC	1	
6YM-83710-14-00	CLS display	1	
6YM-83553-00-00	Conversion harness	1	0.9 m (3 ft)
6YD-8356N-00-00	Fuel Tank Wire	1	
6Y8-81920-01-00	Multihub	1	
6Y9-83553-00-00	Conversion harness	1	
6Y8-82553-01-00	Main bus wire	1	0.3m (1 ft), other lengths available
6Y8-82521-31-00	Pigtail bus wire	1	1.8m (6 ft), other lengths available
6Y8-83553-02-00	System power supply	1	
6Y8-82582-11-00	Terminal cap white	2	

	Description	Qty	Note		Description	Qty	Note
6X9-762E0-30-00	EKS Kit - Quad IV23	1		6X9-762J0-B1-00	JS/AP - Quad IV23	1	
6X9-82570-51-00	Individual start / stop	1		6X9-8253V-01-00	Autopilot panel	1	
6X9-82716-91-00	EKS harness	1		6X9-88107-02-00	GPS antenna	1	
6X9-82570-D0-00	Lanyard switch	1		6X9-8A410-00-00	Heading sensor	1	
6X9-86260-02-00	Immobilizer + key fob (2pcs)	1	433Mhz	6X9-8591T-44-00	Boat Control Unit	1	
6Y8-82521-11-00	Pigtail bus wire	1	0.6m (2 ft)	6Y8-81920-11-00	Single hub	1	
6Y8-48277-00-00	Sticker	1		6X9-82386-01-00	BCU harness	1	Ext. available
				6YM-83553-00-00	Conversion harness	2	0.9m (3 ft)
				6X9-482A0-02-00	Joystick Assy - LED IV23	1	
				6KA-83720-00-00	Prop lights **	2	
				**) See engine mounted prop lights section			

KIT CONTENTS:

In the green box: If in the blue box a kit is mentioned for example a "EKS kit Quad" the contents of this kit is explained here. When available as a kit do not order these as separate items

HARNES OPTIONS			
Main harness 16P	Length (m)	Main bus wire	Length
6X6-8258A-91-00	1.5m (5 ft)	6Y8-82553-01-00	0.3m (1 ft)
6X6-8258A-51-00	3.7m (12 ft)	6Y8-82553-50-00	3.0m (10 ft)
6X6-8258A-61-00	5.2m (17 ft)	6Y8-82553-11-00	4.6m (15 ft)
6X6-8258A-01-00	6m (19 ft)	6Y8-82553-21-00	6.1m (20 ft)
6X6-8258A-11-00	7m (23 ft)	6Y8-82553-31-00	7.6m (25 ft)
6X6-8258A-21-00	8m (26 ft)	6Y8-82553-41-00	9.1m (30 ft)
6X6-8258A-31-00	10m (32 ft)		
6X6-8258A-41-00	12m (39 ft)	Helm harness	Length
6X6-8258A-71-00	15m (49 ft)	6GR-8258A-11-00	0.9m (3 ft)
6X6-8258A-81-00	24m (79 ft)	6GR-8258A-51-00	1.8m (6 ft)
		6GR-8258A-61-00	2.7m (9 ft)
		AP Panel Ext Harness	Length
		6X9-82521-00-00	4.6m (15 ft)
		6X9-82521-10-00	9.1m (30 ft)

SCU Link harness P/S	Length	SCU Link harness Center	Length
6X9-81115-00-00	0.3m (1 ft)	6X9-81115-10-00	0.3m (1 ft)
6GR-81115-00-00	1.5m (5 ft)	6GR-81115-20-00	1.5m (5 ft)
6GR-81115-10-00	3.0m (10 ft)	6GR-81115-30-00	3.0m (10 ft)

HARNES OPTIONS:

In the purple box: If in the blue or green box is mentioned "other lengths" available alternative lengths are displayed here. If the boat requires alternative lengths of cables then indicated in the blue box then these part numbers may replace them.

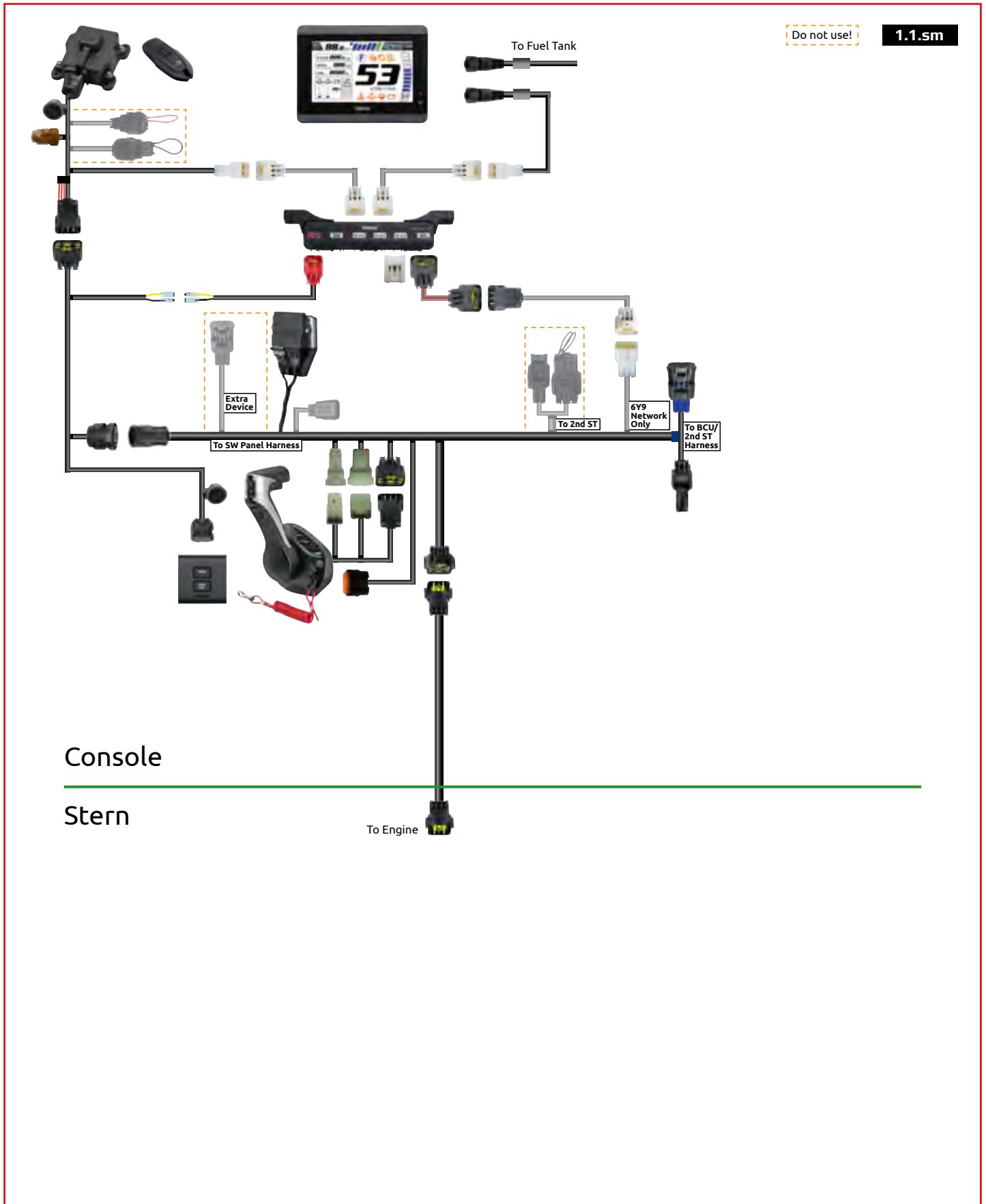
In the kits the lengths cannot be adjusted for longer cables if required they need to be ordered additional.

Rigging Diagrams

DBW REMOTE CONTROL (MAIN STATION)

SINGLE FLUSH SIDE-MOUNT LEVEL 1

SINGLE ENGINE	6X9 DEC SM	CL5 DISPLAY	EKS SWITCH	DES STEERING	SINGLE STATION
-------------------------	----------------------	-----------------------	----------------------	------------------------	--------------------------



SINGLE FLUSH SIDE-MOUNT LEVEL 1 PARTS

	Part Number	Description	Qty	Note
LEVEL 1	6X9-48206-03-00	6X9 Sgl Flush Mt DEC IY23	1	
	6YM-762G0-05-00	CL5 Color Touch Gauge Kit - DEC*	1	
	6X9-762B0-C3-00	EKS Kit - Single Side mount	1	
	6X6-8258A-21-00	Main harness 16P 8m / 26 ft	1	Other lengths available

*) For other display options, check the display section in this guide

KIT CONTENTS

	Part Number	Description	Qty	Note
	6YM-762G0-05-00	CL5 Color Touch Gauge Kit - DEC	1	
	6YM-83710-14-00	CL5 display	1	
	6YM-83553-00-00	Conversion harness	1	0.9m (3 ft)
	6YD-8356N-00-00	Fuel tank wire	1	
	6Y8-81920-01-00	Multi hub	1	
	6Y9-83553-00-00	Conversion harness	1	
	6Y8-82553-01-00	Main bus wire	1	0.3m (1 ft), other lengths available
	6Y8-82521-31-00	Pigtail bus wire	1	1.8m (6 ft), other lengths available
	6Y8-83553-02-00	System power supply	1	
	6Y8-82582-11-00	Terminal cap white	2	

	Part Number	Description	Qty	Note
	6X9-762B0-C3-00	EKS Kit - Single Side mount	1	
	6X9-82570-00-00	Power switch	1	
	6X9-82716-21-00	EKS harness	1	
	6X9-86254-00-00	Immobilizer + key fob (2pcs)	1	433 Mhz
	6Y8-82521-11-00	Pigtail bus wire	1	0.6m (2 ft)
	6Y8-48277-00-00	Sticker	1	

HARNESS OPTIONS

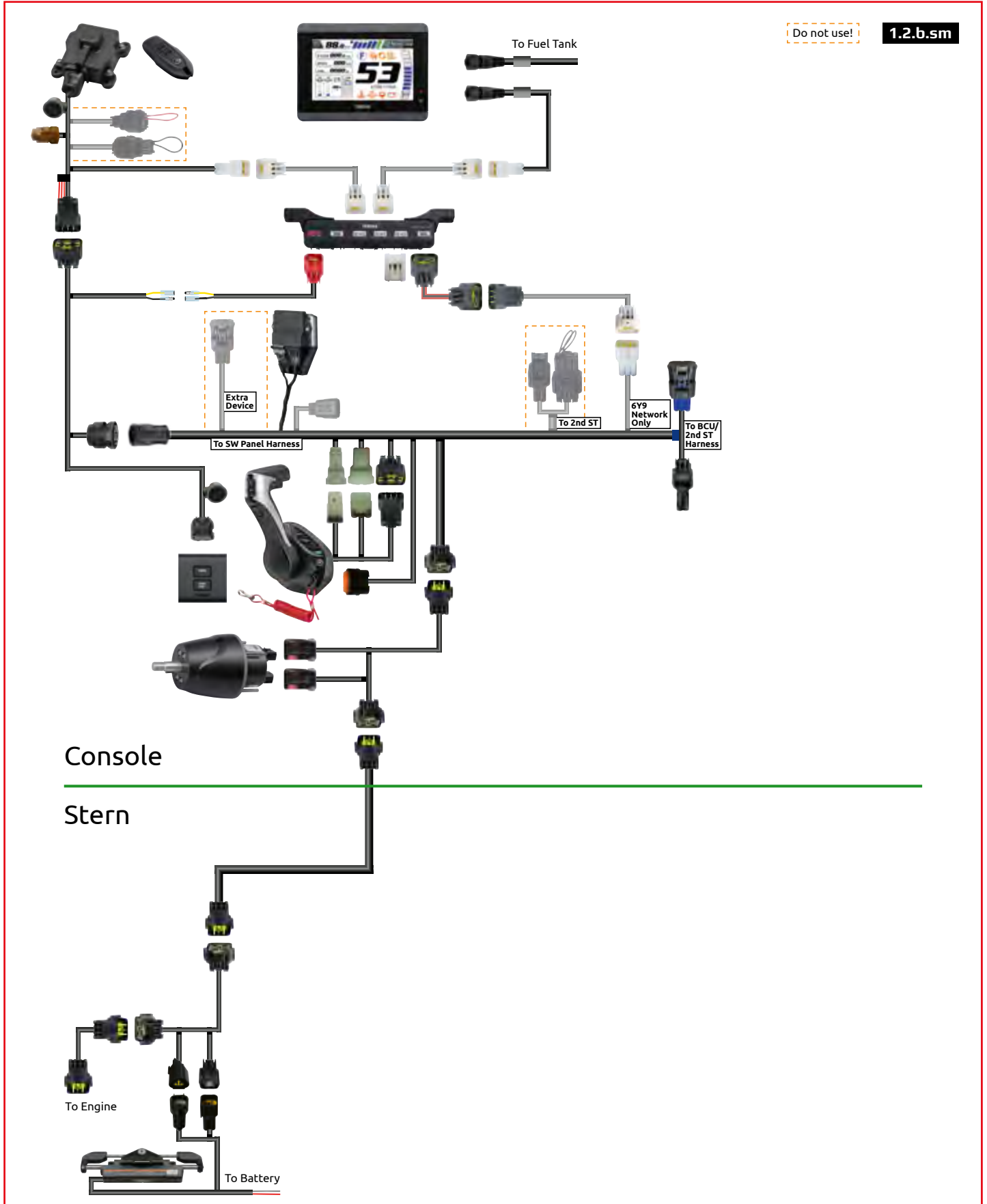
Main harness 16P	Length (m)	Main bus wire	Length	Pigtail bus wire	Length
6X6-8258A-90-00	1.5m (5 ft)	6Y8-82553-01-00	0.3m (1 ft)	6Y8-82521-01-00	0.3m (1 ft)
6X6-8258A-51-00	3.7m (12 ft)	6Y8-82553-50-00	3m (10 ft)	6Y8-82521-11-00	0.6m (2 ft)
6X6-8258A-61-00	5.2m (17 ft)	6Y8-82553-11-00	4.6m (15 ft)	6Y8-82521-21-00	0.9m (3 ft)
6X6-8258A-01-00	6m (19 ft)	6Y8-82553-21-00	6.1m (20 ft)	6Y8-82521-31-00	1.8m (6 ft)
6X6-8258A-11-00	7m (23 ft)	6Y8-82553-31-00	7.6m (25 ft)	6Y8-82521-41-00	2.7m (9 ft)
6X6-8258A-21-00	8m (26 ft)	6Y8-82553-41-00	9.1m (30 ft)	6Y8-82521-51-00	3.6m (12 ft)
6X6-8258A-31-00	10m (32 ft)				
6X6-8258A-41-00	12m (39 ft)				
6X6-8258A-71-00	15m (49 ft)				
6X6-8258A-81-00	24m (79 ft)				

Rigging Diagrams

DBW REMOTE CONTROL (MAIN STATION)

SINGLE FLUSH SIDE-MOUNT LEVEL 2 BOLT-ON

SINGLE ENGINE	6X9 DEC 5M	CL5 DISPLAY	EKS SWITCH	DES BOLT-ON	SINGLE STATION
-------------------------	----------------------	-----------------------	----------------------	-----------------------	--------------------------



SINGLE FLUSH SIDE-MOUNT LEVEL 2 BOLT-ON PARTS

	Description	Qty	Note	
LEVEL 1	6X9-48206-03-00	6X9 Sgl Flush Mt DEC IY23	1	
	6YM-762G0-05-00	CL5 Color Touch Gauge Kit - DEC*	1	
	6X9-762B0-C3-00	EKS Kit - Single Side mount	1	
	6X6-8258A-21-00	Main harness 16P 8m / 26 ft	1	Other lengths available
LEVEL 2	6X9-762S0-03-00	Bolt-on DES Kit	1	
	6X9-438A0-00-00	Steering actuator harness 2.4m / 8 ft	1	Other lengths available
	6X6-8258A-51-00	Main harness 16P 3.7m / 12 ft	1	Other lengths available
	6X9-615A0-10-00	Compact helm unit	1	Tilt type available (Kit: 6GR-762H0-01-00)
	6GR-8258A-01-00	Helm harness main station Single 0.9m / 3 ft	1	Other lengths available
	*) For other display options, check the display section in this guide			

KIT CONTENTS

	Description	Qty	Note
6YM-762G0-05-00	CL5 Color Touch Gauge Kit - DEC	1	
6YM-83710-14-00	CL5 display	1	
6YM-83553-00-00	Conversion harness	1	0.9 m (3 ft)
6YD-8356N-00-00	Fuel tank wire	1	
6Y8-81920-01-00	Multi hub	1	
6Y9-83553-00-00	Conversion harness	1	
6Y8-82553-01-00	Main bus wire	1	0.3m (1 ft), other lengths available
6Y8-82521-31-00	Pigtail bus wire	1	1.8m (6 ft), other lengths available
6Y8-83553-02-00	System power supply	1	
6Y8-82582-11-00	Terminal cap white	2	

	Description	Qty	Note
6X9-762B0-C3-00	EKS Kit - Single Side mount	1	
6X9-82570-00-00	Power switch	1	
6X9-82716-21-00	EKS harness	1	
6X9-86254-00-00	Immobilizer + key fob (2pcs)	1	433 Mhz
6Y8-82521-11-00	Pigtail bus wire	1	0.6m (2 ft)
6Y8-48277-00-00	Sticker	1	

	Description	Qty	Note
6X9-762S0-03-00	Bolt-on DES KIT	1	
6X9-42401-00-00	Actuator	1	
6X9-8258A-90-00	Split harness	1	

HARNESS OPTIONS

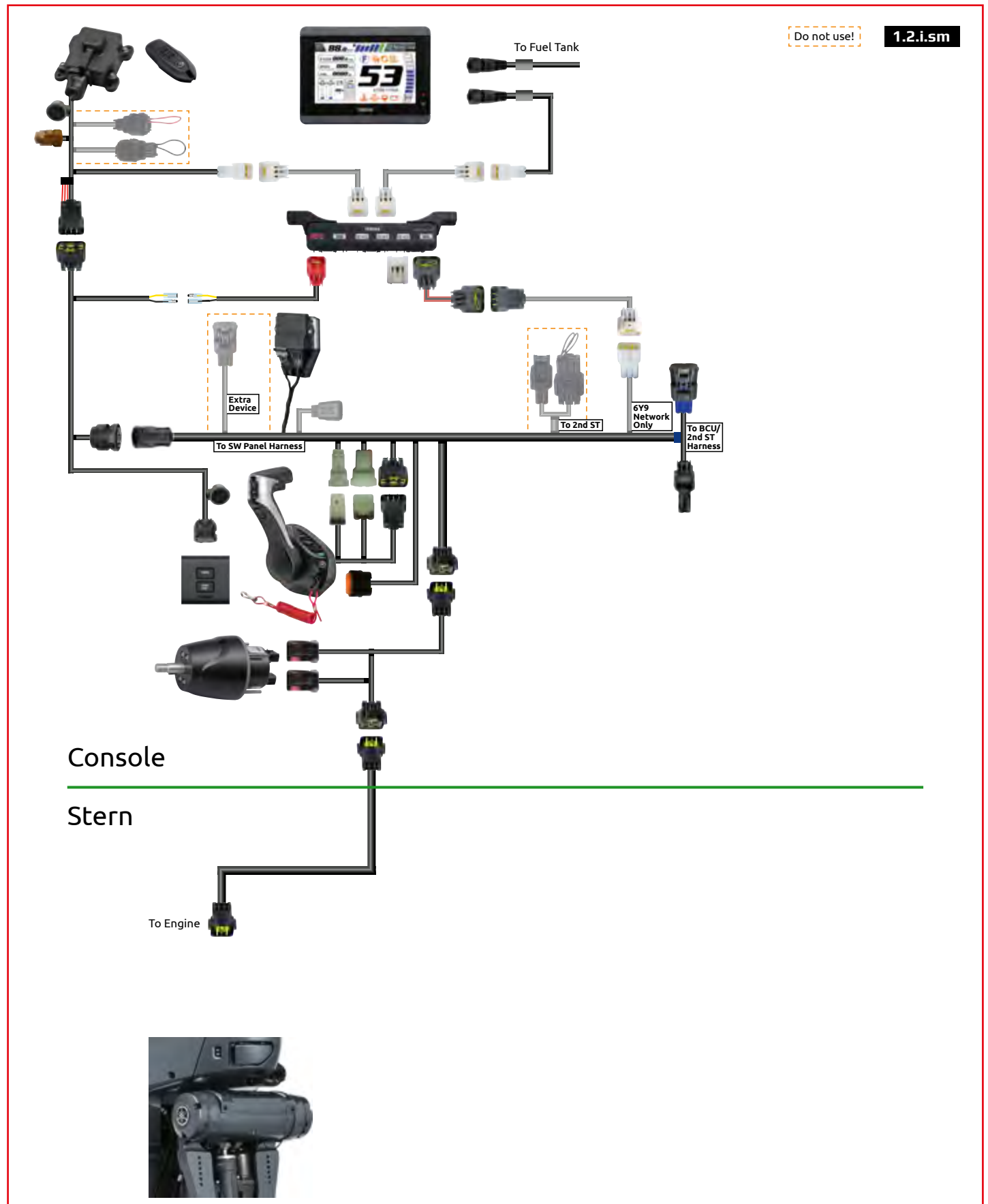
Main harness 16P	Length (m)	Main bus wire	Length	Pigtail bus wire	Length
6X6-8258A-91-00	1.5m (5 ft)	6Y8-82553-01-00	0.3m (1 ft)	6Y8-82521-01-00	0.3m (1 ft)
6X6-8258A-51-00	3.7m (12 ft)	6Y8-82553-50-00	3m (10 ft)	6Y8-82521-11-00	0.6m (2 ft)
6X6-8258A-61-00	5.2m (17 ft)	6Y8-82553-11-00	4.6m (15 ft)	6Y8-82521-21-00	0.9m (3 ft)
6X6-8258A-01-00	6m (19 ft)	6Y8-82553-21-00	6.1m (20 ft)	6Y8-82521-31-00	1.8m (6 ft)
6X6-8258A-11-00	7m (23 ft)	6Y8-82553-31-00	7.6m (25 ft)	6Y8-82521-41-00	2.7m (9 ft)
6X6-8258A-21-00	8m (26 ft)	6Y8-82553-41-00	9.1m (30 ft)	6Y8-82521-51-00	3.6m (12 ft)
6X6-8258A-31-00	10m (32 ft)				
6X6-8258A-41-00	12m (39 ft)	Steering actuator harness	Length	Helm harness	Length
6X6-8258A-71-00	15m (49 ft)	6X9-438A0-00-00	2.4m (8 ft)	6GR-8258A-01-00	0.9m (3 ft)
6X6-8258A-81-00	24m (79 ft)	6X9-438A0-10-00	4.5m (15 ft)	6GR-8258A-41-00	1.8m (6 ft)

Rigging Diagrams

DBW REMOTE CONTROL (MAIN STATION)

SINGLE FLUSH SIDE-MOUNT LEVEL 2 INTEGRATED

SINGLE ENGINE	6X9 DEC SM	CL5 DISPLAY	EKS SWITCH	DES INTEGRATED	SINGLE STATION
-------------------------	----------------------	-----------------------	----------------------	--------------------------	--------------------------



SINGLE FLUSH SIDE-MOUNT LEVEL 2 INTEGRATED PARTS

	Description	Qty	Note	
LEVEL 1	6X9-48206-03-00	6X9 Sgl Flush Mt DEC IY23	1	
	6YM-762G0-05-00	CL5 Color Touch Gauge Kit - DEC*	1	
	6X9-762B0-C3-00	EKS Kit - Single Side mount	1	
	6X6-8258A-21-00	Main harness 16P 8m / 26 ft	1	Other lengths available
LEVEL 2	6X9-615A0-10-00	Compact helm unit	1	Tilt type available (Kit: 6GR-762H0-01-00)
	6GR-8258A-01-00	Helm harness main station Single 0.9m / 3 ft	1	Other lengths available

*) For other display options, check the display section in this guide

KIT CONTENTS

	Description	Qty	Note
6YM-762G0-05-00	CL5 Color Touch Gauge Kit - DEC	1	
6YM-83710-14-00	CL5 display	1	
6YM-83553-00-00	Conversion harness	1	0.9 m (3 ft)
6YD-8356N-00-00	Fuel tank wire	1	
6Y8-81920-01-00	Multi hub	1	
6Y9-83553-00-00	Conversion harness	1	
6Y8-82553-01-00	Main bus wire	1	0.3m (1 ft), other lengths available
6Y8-82521-31-00	Pigtail bus wire	1	1.8m (6 ft), other lengths available
6Y8-83553-02-00	System power supply	1	
6Y8-82582-11-00	Terminal cap white	2	
6X9-762B0-C3-00	EKS Kit - Single Side mount	1	
6X9-82570-00-00	Power switch	1	
6X9-82716-21-00	EKS harness	1	
6X9-86254-00-00	Immobilizer + key fob (2pcs)	1	433 Mhz
6Y8-82521-11-00	Pigtail bus wire	1	0.6m (2 ft)
6Y8-48277-00-00	Sticker	1	

HARNESS OPTIONS

Main harness 16P	Length (m)	Main bus wire	Length	Pigtail bus wire	Length
6X6-8258A-91-00	1.5m (5 ft)	6Y8-82553-01-00	0.3m (1 ft)	6Y8-82521-01-00	0.3m (1 ft)
6X6-8258A-51-00	3.7m (12 ft)	6Y8-82553-50-00	3m (10 ft)	6Y8-82521-11-00	0.6m (2 ft)
6X6-8258A-61-00	5.2m (17 ft)	6Y8-82553-11-00	4.6m (15 ft)	6Y8-82521-21-00	0.9m (3 ft)
6X6-8258A-01-00	6m (19 ft)	6Y8-82553-21-00	6.1m (20 ft)	6Y8-82521-31-00	1.8m (6 ft)
6X6-8258A-11-00	7m (23 ft)	6Y8-82553-31-00	7.6m (25 ft)	6Y8-82521-41-00	2.7m (9 ft)
6X6-8258A-21-00	8m (26 ft)	6Y8-82553-41-00	9.1m (30 ft)	6Y8-82521-51-00	3.6m (12 ft)
6X6-8258A-31-00	10m (32 ft)				
6X6-8258A-41-00	12m (39 ft)	Helm harness	Length		
6X6-8258A-71-00	15m (49 ft)	6GR-8258A-01-00	0.9m (3 ft)		
6X6-8258A-81-00	24m (79 ft)	6GR-8258A-41-00	1.8m (6 ft)		

SINGLE FLUSH SIDE-MOUNT LEVEL 3 INTEGRATED PARTS

	Description	Qty	Note
LEVEL 1	6X9-48206-03-00	6X9 Sgl Flush Mt DEC IY23	1
	6YM-762G0-05-00	CL5 Color Touch Gauge Kit - DEC*	1
	6X9-762B0-C3-00	EKS Kit - Single Side mount	1
LEVEL 2	6X6-8258A-21-00	Main harness 16P 8m / 26 ft	1 Other length available
	6X9-615A0-10-00	Compact helm unit	1 Tilt type available (Kit: 6GR-762H0-01-00)
	6GR-8258A-01-00	Helm harness main station Single 0.9m / 3 ft	1 Other length available
LEVEL 3	6X9-762P0-06-00	Autopilot Kit	1
	6Y8-82553-50-00	Main bus wire 3m / 10 ft	1 Other length available
	6Y8-82521-01-00	Pigtail bus wire 0.3m / 1 ft	1 Other length available
	6X9-82521-00-00	AP Panel Ext Harness 4.6m / 15 ft	1 (Optional) Other length available

Level 3 requires an compatible multi-function display for map functions
 *) For other display options, check the display section in this guide

KIT CONTENTS

	Description	Qty	Note
6YM-762G0-05-00	CL5 Color Touch Gauge Kit - DEC	1	
6YM-83710-14-00	CL5 display	1	
6YM-83553-00-00	Conversion Harness	1	0.9 m (3 ft)
6YD-8356N-00-00	Fuel tank wire	1	
6Y8-81920-01-00	Multi hub	1	
6Y9-83553-00-00	Conversion harness	1	
6Y8-82553-01-00	Main bus wire	1	0.3m (1 ft), other lengths available
6Y8-82521-31-00	Pigtail bus wire	1	1.8m (6 ft), other lengths available
6Y8-83553-02-00	System power supply	1	
6Y8-82582-11-00	Terminal cap white	2	

	Description	Qty	Note		Description	Qty	Note
6X9-762B0-C3-00	EKS Kit - Single Side mount	1		6X9-762P0-06-00	Autopilot Kit	1	
6X9-82570-00-00	Power switch	1		6X9-8253V-01-00	Autopilot panel	1	
6X9-82716-21-00	EKS harness	1		6X9-88107-00-00	GPS antenna	1	
6X9-86254-00-00	Immobilizer + key fob (2pcs)	1	433 Mhz	6X9-8A410-00-00	Heading sensor	1	
6Y8-82521-11-00	Pigtail bus wire	1	0.6m (2 ft)	6X9-8591T-14-00	Boat Control Unit	1	
6Y8-48277-00-00	Sticker	1		6Y8-81920-11-00	Single hub	1	
				6X9-82386-01-00	BCU harness	1	Ext. available
				6YM-83553-00-00	Conversion harness	2	0.9m (3 ft)

HARNESS OPTIONS

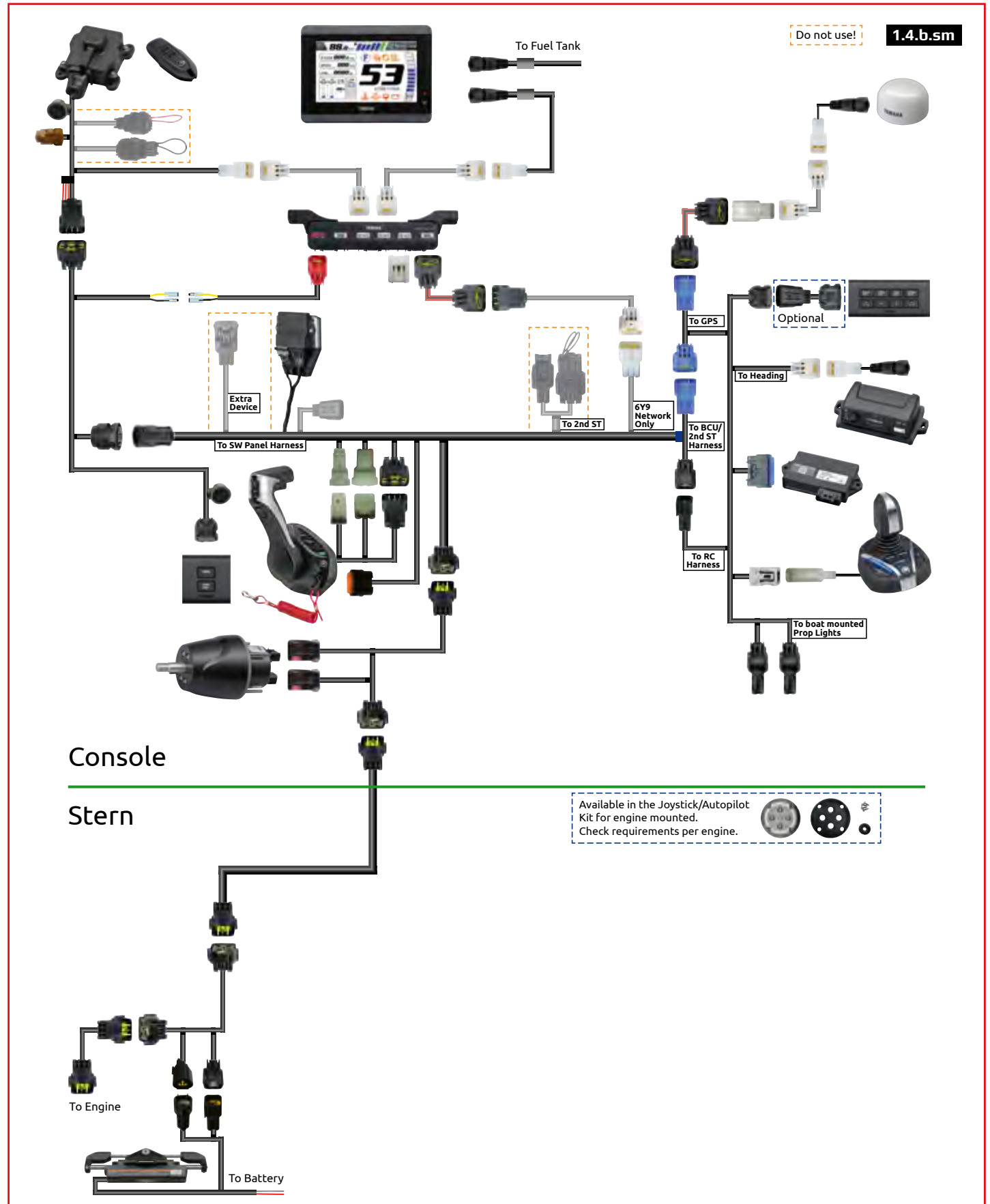
Main harness 16P	Length (m)	Main bus wire	Length	Pigtail bus wire	Length
6X6-8258A-91-00	1.5m (5 ft)	6Y8-82553-01-00	0.3m (1 ft)	6Y8-82521-01-00	0.3m (1 ft)
6X6-8258A-51-00	3.7m (12 ft)	6Y8-82553-50-00	3m (10 ft)	6Y8-82521-11-00	0.6m (2 ft)
6X6-8258A-61-00	5.2m (17 ft)	6Y8-82553-11-00	4.6m (15 ft)	6Y8-82521-21-00*	0.9m (3 ft)
6X6-8258A-01-00	6m (19 ft)	6Y8-82553-21-00	6.1m (20 ft)	6Y8-82521-31-00	1.8m (6 ft)
6X6-8258A-11-00	7m (23 ft)	6Y8-82553-31-00	7.6m (25 ft)	6Y8-82521-41-00	2.7m (9 ft)
6X6-8258A-21-00	8m (26 ft)	6Y8-82553-41-00	9.1m (30 ft)	6Y8-82521-51-00	3.6m (12 ft)
6X6-8258A-31-00	10m (32 ft)			* Max length GPS antenna connection	
6X6-8258A-41-00	12m (39 ft)	Helm harness	Length	AP Panel Ext Harness	Length
6X6-8258A-71-00	15m (49 ft)	6GR-8258A-00-00	0.9m (3 ft)	6X9-82521-00-00	4.6m (15 ft)
6X6-8258A-81-00	24m (79 ft)	6GR-8258A-40-00	1.8m (6 ft)	6X9-82521-10-00	9.1m (30 ft)

Rigging Diagrams

DBW REMOTE CONTROL (MAIN STATION)

SINGLE FLUSH SIDE-MOUNT LEVEL 3-4 BOLT-ON

SINGLE ENGINE	6X9 DEC 5M	CL5 DISPLAY	EKS SWITCH	DES BOLT-ON	SINGLE STATION	HM-EX JOYSTICK / AP
-------------------------	----------------------	-----------------------	----------------------	-----------------------	--------------------------	-------------------------------



SINGLE FLUSH SIDE-MOUNT LEVEL 3-4 BOLT-ON PARTS

	Description	Qty	Note	
LEVEL 1	6X9-48206-03-00	6X9 Sgl Flush Mt DEC IY23	1	
	6YM-762G0-05-00	CL5 Color Touch Gauge Kit - DEC*	1	
	6X9-762B0-C3-00	EKS Kit - Single Side mount	1	
	6X6-8258A-21-00	Main harness 16P 8m / 26 ft	1	Other lengths available
LEVEL 2	6X9-762S0-03-00	Bolt-on DES Kit	1	
	6X9-438A0-00-00	Steering actuator harness 2.4m / 8 ft	1	Other lengths available
	6X6-8258A-51-00	Main harness 16P 3.7m / 12 ft	1	Other length available
	6X9-615A0-10-00	Compact helm unit	1	Tilt type available (Kit: 6GR-762H0-01-00)
	6GR-8258A-01-00	Helm harness main station Single 0.9m / 3 ft	1	Other lengths available
LEVEL 3-4	6X9-762J0-81-00	JS/AP Kit - Single IY23	1	
	6Y8-82553-50-00	Main bus wire 3m / 10 ft	1	Other lengths available
	6Y8-82521-01-00	Pigtail bus wire 0.3m / 1 ft	1	Other lengths available
	6X9-82521-00-00	AP Panel Ext Harness 4.6m / 15 ft	1	(Optional) Other length available

Level 3-4 requires an compatible multi-function display for map functions
 *) For other display options, check the display section in this guide

KIT CONTENTS

		Qty	Note
6YM-762G0-05-00	CL5 Color Touch Gauge Kit - DEC	1	
6YM-83710-14-00	CL5 display	1	
6YM-83553-00-00	Conversion harness	1	0.9 m (3 ft)
6YD-8356N-00-00	Fuel tank wire	1	
6Y8-81920-01-00	Multi hub	1	
6Y9-83553-00-00	Conversion harness	1	
6Y8-82553-01-00	Main bus wire	1	0.3m (1 ft), other lengths available
6Y8-82521-31-00	Pigtail bus wire	1	1.8m (6 ft), other lengths available
6Y8-83553-02-00	System power supply	1	
6Y8-82582-11-00	Terminal cap white	2	

		Qty	Note			Qty	Note
6X9-762B0-C3-00	EKS Kit - Single Side mount	1		6X9-762J0-81-00	JS/AP Kit - Single IY23	1	
6X9-82570-00-00	Power switch	1		6X9-8253V-01-00	Autopilot panel	1	
6X9-82716-21-00	EKS harness	1		6X9-88107-02-00	GPS antenna	1	
6X9-86254-00-00	Immobilizer + key fob (2pcs)	1	433 Mhz	6X9-8A410-00-00	Heading sensor	1	
6Y8-82521-11-00	Pigtail bus wire	1	0.6m (2 ft)	6X9-8591T-14-00	Boat Control Unit	1	
6Y8-48277-00-00	Sticker	1		6Y8-81920-11-00	Single hub	1	
6X9-762S0-03-00	Bolt-on DES KIT	1		6X9-82386-01-00	BCU harness	1	Ext. available
6X9-42401-00-00	Actuator	1		6YM-83553-00-00	Conversion harness	2	0.9m (3 ft)
6X9-8258A-90-00	Split harness	1		6X9-482A0-02-00	Joystick Assy - LED IY23	1	
				6KA-83720-00-00	Prop lights **	1	

***) See engine mounted prop lights section

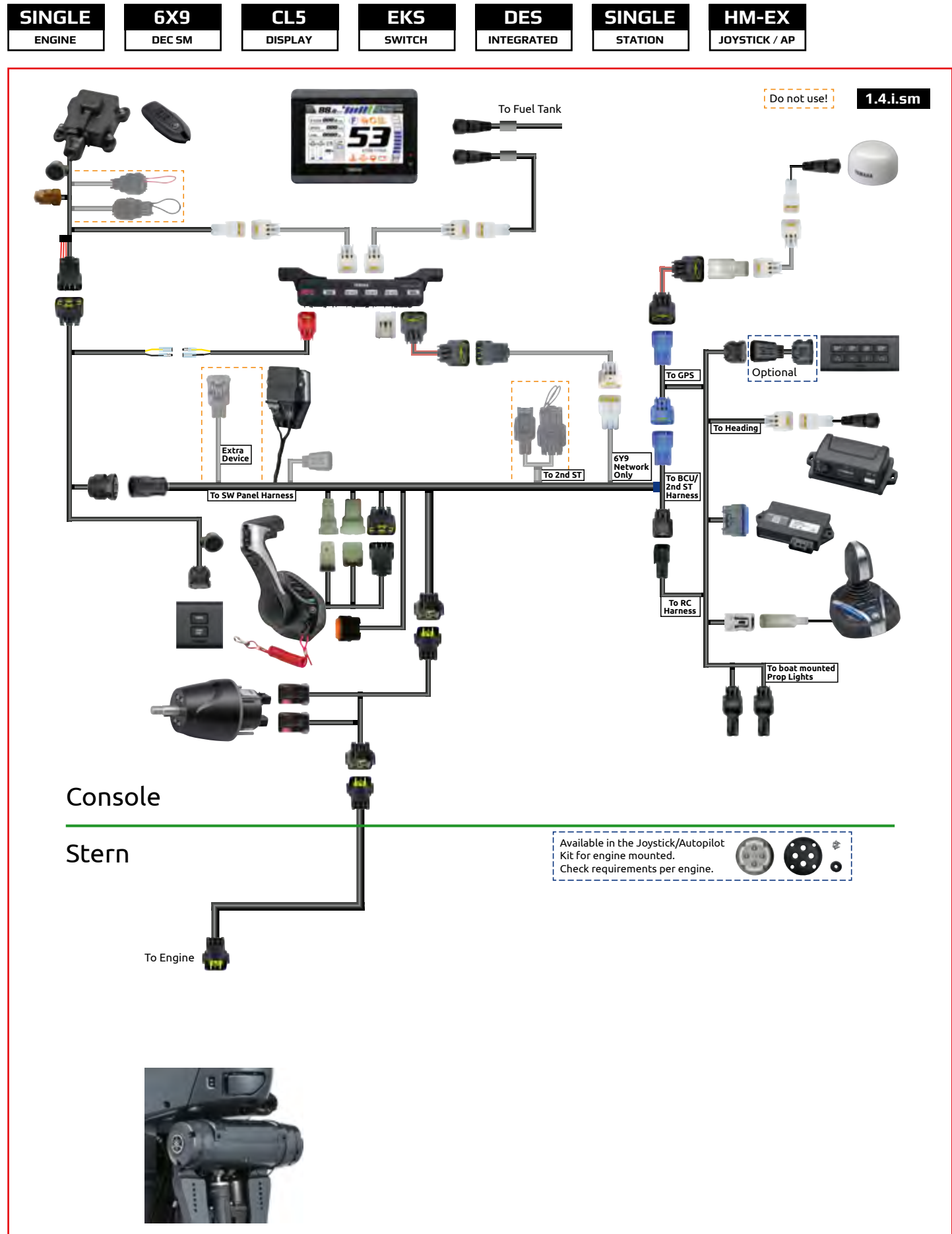
HARNESS OPTIONS

Main harness 16P	Length (m)	Main bus wire	Length	Pigtail bus wire	Length
6X6-8258A-91-00	1.5m (5 ft)	6Y8-82553-01-00	0.3m (1 ft)	6Y8-82521-01-00	0.3m (1 ft)
6X6-8258A-51-00	3.7m (12 ft)	6Y8-82553-50-00	3m (10 ft)	6Y8-82521-11-00	0.6m (2 ft)
6X6-8258A-61-00	5.2m (17 ft)	6Y8-82553-11-00	4.6m (15 ft)	6Y8-82521-21-00*	0.9m (3 ft)
6X6-8258A-01-00	6m (19 ft)	6Y8-82553-21-00	6.1m (20 ft)	6Y8-82521-31-00	1.8m (6 ft)
6X6-8258A-11-00	7m (23 ft)	6Y8-82553-31-00	7.6m (25 ft)	6Y8-82521-41-00	2.7m (9 ft)
6X6-8258A-21-00	8m (26 ft)	6Y8-82553-41-00	9.1m (30 ft)	6Y8-82521-51-00	3.6m (12 ft)
6X6-8258A-31-00	10m (32 ft)			* Max length GPS antenna connection	
6X6-8258A-41-00	12m (39 ft)				
6X6-8258A-71-00	15m (49 ft)	Steering actuator harness	Length	Helm harness	Length
6X6-8258A-81-00	24m (79 ft)	6X9-438A0-00-00	2.4m (8 ft)	6GR-8258A-01-00	0.9m (3 ft)
		6X9-438A0-10-00	4.5m (15 ft)	6GR-8258A-41-00	1.8m (6 ft)
AP Panel Ext Harness	Length				
6X9-82521-00-00	4.6m (15 ft)				
6X9-82521-10-00	9.1m (30 ft)				

Rigging Diagrams

DBW REMOTE CONTROL (MAIN STATION)

SINGLE FLUSH SIDE-MOUNT LEVEL 3-4 INTEGRATED



SINGLE FLUSH SIDE-MOUNT LEVEL 3-4 INTEGRATED PARTS

	Description	Qty	Note
LEVEL 1	6X9-48206-03-00	6X9 Sgl Flush Mt DEC IY23	1
	6YM-762G0-00-00	CL5 Color Touch Gauge Kit - DEC*	1
	6X9-762B0-C3-00	EKS Kit - Single Side mount	1
LEVEL 2	6X6-8258A-20-00	Main harness 16P 8m / 26 ft	1 Other length available
	6X9-615A0-10-00	Compact helm unit	1 Tilt type available (Kit: 6GR-762H0-01-00)
	6GR-8258A-01-00	Helm harness main station Single 0.9m / 3 ft	1 Other length available
LEVEL 3-4	6X9-762J0-81-00	JS/AP Kit - Single IY23	1
	6Y8-82553-50-00	Main bus wire 3m / 10 ft	1 Other length available
	6Y8-82521-01-00	Pigtail bus wire 0.3m / 1 ft	1 Other length available
	6X9-82521-00-00	AP Panel Ext Harness 4.6m / 15 ft	1 (Optional) Other length available

Level 3-4 requires an compatible multi-function display for map functions
 *) For other display options, check the display section in this guide

KIT CONTENTS

	Description	Qty	Note
6YM-762G0-05-00	CL5 Color Touch Gauge Kit - DEC	1	
6YM-83710-14-00	CL5 display	1	
6YM-83553-00-00	Conversion harness	1	0.9 m (3 ft)
6YD-8356N-00-00	Fuel tank wire	1	
6Y8-81920-01-00	Multi hub	1	
6Y9-83553-00-00	Conversion harness	1	
6Y8-82553-01-00	Main bus wire	1	0.3m (1 ft), other lengths available
6Y8-82521-31-00	Pigtail bus wire	1	1.8m (6 ft), other lengths available
6Y8-83553-02-00	System power supply	1	
6Y8-82582-11-00	Terminal cap white	2	

	Description	Qty	Note		Description	Qty	Note
6X9-762B0-C3-00	EKS Kit - Single Side mount	1		6X9-762J0-81-00	JS/AP Kit - Single IY23	1	
6X9-82570-00-00	Power switch	1		6X9-8253V-01-00	Autopilot panel	1	
6X9-82716-21-00	EKS harness	1		6X9-88107-02-00	GPS antenna	1	
6X9-86254-00-00	Immobilizer + key fob (2pcs)	1	433 Mhz	6X9-8A410-00-00	Heading sensor	1	
6Y8-82521-11-00	Pigtail bus wire	1	0.6m (2 ft)	6X9-8591T-14-00	Boat Control Unit	1	
6Y8-48277-00-00	Sticker	1		6Y8-81920-11-00	Single hub	1	
				6X9-82386-01-00	BCU harness	1	Ext. available
				6YM-83553-00-00	Conversion harness	2	0.9m (3 ft)
				6X9-482A0-02-00	Joystick Assy - LED IY23	1	
				6KA-83720-00-00	Prop lights **	1	

***) See engine mounted prop lights section

HARNESS OPTIONS

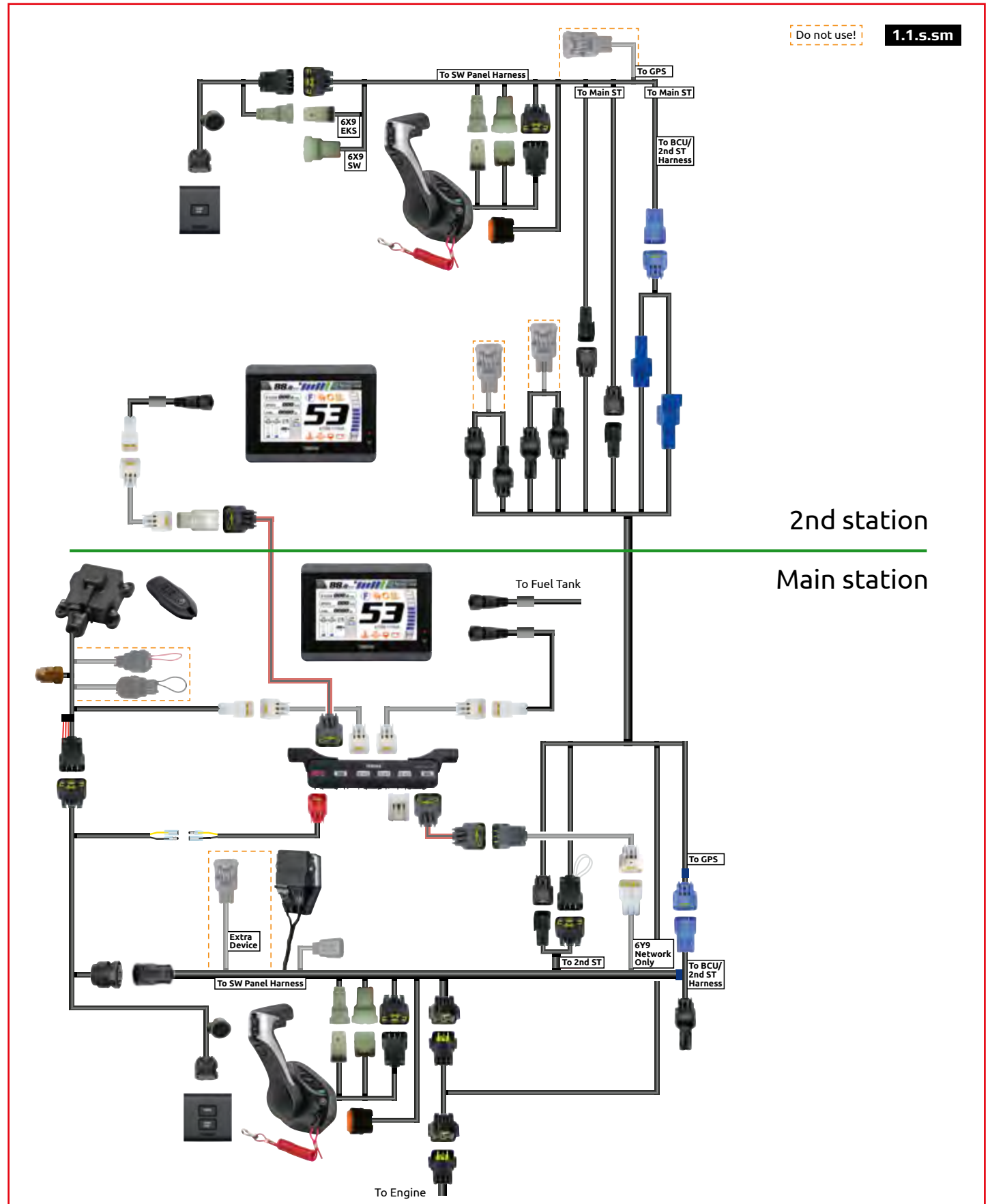
Main harness 16P	Length (m)	Main bus wire	Length	Pigtail bus wire	Length
6X6-8258A-91-00	1.5m (5 ft)	6Y8-82553-01-00	0.3m (1 ft)	6Y8-82521-01-00	0.3m (1 ft)
6X6-8258A-51-00	3.7m (12 ft)	6Y8-82553-50-00	3m (10 ft)	6Y8-82521-11-00	0.6m (2 ft)
6X6-8258A-61-00	5.2m (17 ft)	6Y8-82553-11-00	4.6m (15 ft)	6Y8-82521-21-00*	0.9m (3 ft)
6X6-8258A-01-00	6m (19 ft)	6Y8-82553-21-00	6.1m (20 ft)	6Y8-82521-31-00	1.8m (6 ft)
6X6-8258A-11-00	7m (23 ft)	6Y8-82553-31-00	7.6m (25 ft)	6Y8-82521-41-00	2.7m (9 ft)
6X6-8258A-21-00	8m (26 ft)	6Y8-82553-41-00	9.1m (30 ft)	6Y8-82521-51-00	3.6m (12 ft)
6X6-8258A-31-00	10m (32 ft)			* Max length GPS antenna connection	
6X6-8258A-41-00	12m (39 ft)	Helm harness	Length	AP Panel Ext Harness	Length
6X6-8258A-71-00	15m (49 ft)	6GR-8258A-01-00	0.9m (3 ft)	6X9-82521-00-00	4.6m (15 ft)
6X6-8258A-81-00	24m (79 ft)	6GR-8258A-41-00	1.8m (6 ft)	6X9-82521-10-00	9.1m (30 ft)

Rigging Diagrams

DBW REMOTE CONTROL (2ND STATION)

SINGLE 2ND STATION FLUSH SIDE-MOUNT LEVEL 1

SINGLE ENGINE	6X9 DEC SM	CL5 DISPLAY	EKS SWITCH	DES STEERING	DUAL STATION
-------------------------	----------------------	-----------------------	----------------------	------------------------	------------------------



SINGLE 2ND STATION FLUSH SIDE-MOUNT LEVEL 1 PARTS

	Description	Qty	Note
LEVEL 1	6X9-48206-11-00	6X9 Sgl Flush Mt - 2nd Stn IY23	1 2nd station
	6YM-83710-14-00	CL5 display 2nd station*	1 Display only
	6YM-83553-00-00	Conversion harness for CL5	1
	6Y8-81920-11-00	Single hub	1
	6Y8-82521-11-00	Pigtail bus wire 0.6m / 2 ft	1 Other lengths available
	6Y8-82553-11-00	Main bus wire 4.6m / 15 ft	1 Other lengths available
	6X9-762B0-G1-00	EKS Kit - Single 2nd station	1
	6X9-8258A-00-00	2nd station harness Port 5m / 16 ft	1 Other lengths available
	*) For other display options, check the display section in this guide		

KIT CONTENTS

		Qty	Note
6X9-762B0-G1-00	EKS Kit - Single 2nd St		
6X9-82570-B1-00	All start / stop switch	1	
6X9-82716-60-00	EKS harness	1	

HARNESS OPTIONS

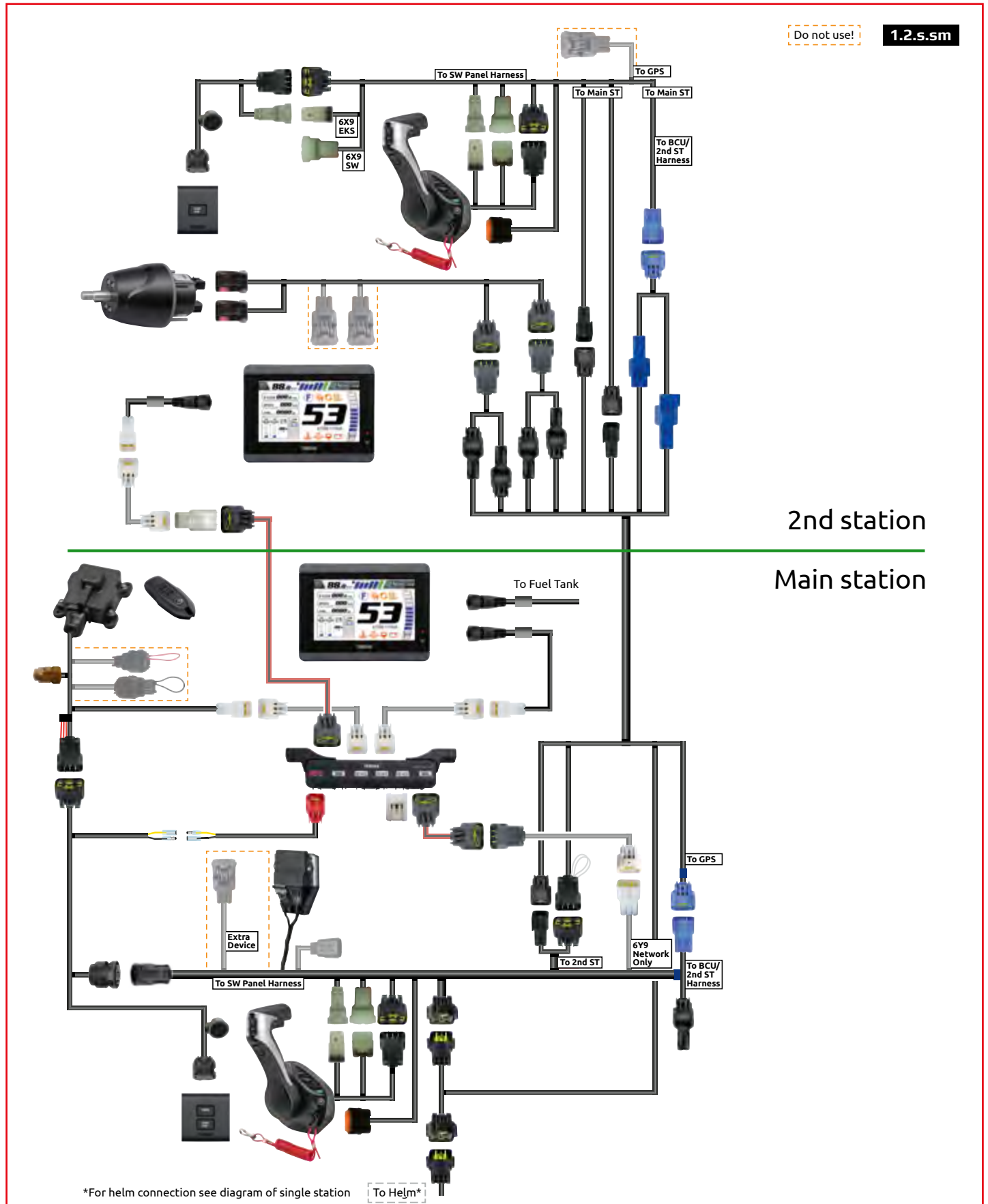
Main bus wire	Length	Pigtail bus wire	Length
6Y8-82553-01-00	0.3m (1 ft)	6Y8-82521-01-00	0.3m (1 ft)
6Y8-82553-50-00	3m (10 ft)	6Y8-82521-11-00	0.6m (2 ft)
6Y8-82553-11-00	4.6m (15 ft)	6Y8-82521-21-00	0.9m (3 ft)
6Y8-82553-21-00	6.1m (20 ft)	6Y8-82521-31-00	1.8m (6 ft)
6Y8-82553-31-00	7.6m (25 ft)	6Y8-82521-41-00	2.7m (9 ft)
6Y8-82553-41-00	9.1m (30 ft)	6Y8-82521-51-00	3.6m (12 ft)

Rigging Diagrams

DBW REMOTE CONTROL (2ND STATION)

SINGLE 2ND STATION FLUSH SIDE-MOUNT LEVEL 2

SINGLE ENGINE	6X9 DEC SM	CL5 DISPLAY	EKS SWITCH	DES BOLT-ON	DUAL STATION
-------------------------	----------------------	-----------------------	----------------------	-----------------------	------------------------



SINGLE 2ND STATION FLUSH SIDE-MOUNT LEVEL 2 PARTS

	Description	Qty	Note
	6X9-48206-11-00 6X9 Sgl Flush Mt - 2nd Stn IY23	1	2nd station
	6YM-83710-14-00 CL5 display 2nd station*	1	Display only
	6YM-83553-00-00 Conversion harness for CL5	1	
	6Y8-81920-11-00 Single hub	1	
LEVEL 1	6Y8-82521-11-00 Pigtail bus wire 0.6m / 2 ft	1	Other lengths available
	6Y8-82553-11-00 Main bus wire 4.6m / 15 ft	1	Other lengths available
	6X9-762B0-G1-00 EKS Kit - Single 2nd station	1	
	6X9-8258A-00-00 2nd station harness Port 5m / 16 ft	1	Other lengths available
	6GR-8258A-V0-00 Extension harness**	1	XTO 375/425 only
LEVEL 2	6X9-615A0-10-00 Compact helm unit	1	Tilt type available (Kit: 6GR-762H0-01-00)
	6X9-8258A-B1-00 Helm harness 2nd station 0.9m / 3 ft	1	Other lengths available

*) For other display options, check the display section in this guide

KIT CONTENTS

		Qty	Note
6X9-762B0-G1-00	EKS Kit - Single 2nd station		
6X9-82570-B1-00	All start / stop switch	1	
6X9-82716-60-00	EKS harness	1	

HARNESS OPTIONS

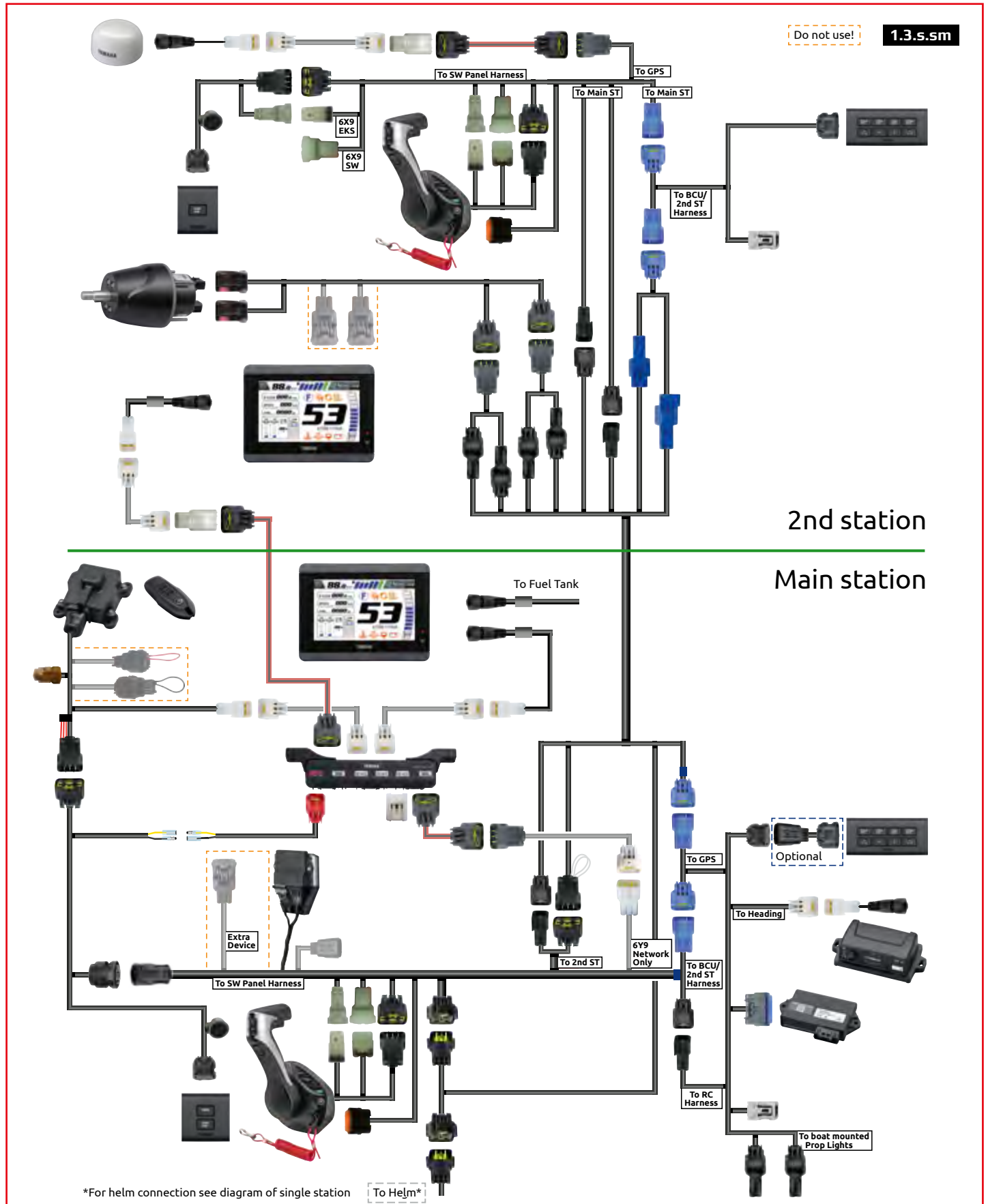
Main bus wire	Length	Pigtail bus wire	Length	2nd helm harness Port	Length
6Y8-82553-01-00	0.3m (1 ft)	6Y8-82521-01-00	0.3m (1 ft)	6X9-8258A-00-00	5m (16 ft)
6Y8-82553-50-00	3m (10 ft)	6Y8-82521-11-00	0.6m (2 ft)	6X9-8258A-10-00	8m (26 ft)
6Y8-82553-11-00	4.6m (15 ft)	6Y8-82521-21-00	0.9m (3 ft)	6X9-8258A-20-00	12m (38 ft)
6Y8-82553-21-00	6.1m (20 ft)	6Y8-82521-31-00	1.8m (6 ft)		
6Y8-82553-31-00	7.6m (25 ft)	6Y8-82521-41-00	2.7m (9 ft)		
6Y8-82553-41-00	9.1m (30 ft)	6Y8-82521-51-00	3.6m (12 ft)		

Rigging Diagrams

DBW REMOTE CONTROL (2ND STATION)

SINGLE 2ND STATION FLUSH SIDE-MOUNT LEVEL 3

SINGLE ENGINE	6X9 DEC SM	CL5 DISPLAY	EKS SWITCH	DES BOLT-ON	DUAL STATION	HM-EX AUTOPILOT
-------------------------	----------------------	-----------------------	----------------------	-----------------------	------------------------	---------------------------



For helm connection see diagram of single station To Helm

SINGLE 2ND STATION FLUSH SIDE-MOUNT LEVEL 3 PARTS

	Description	Qty	Note
	6X9-48206-11-00 6X9 Sgl Flush Mt - 2nd Stn IY23	1	2nd station
	6YM-83710-14-00 CL5 display 2nd station*	1	Display only
	6YM-83553-00-00 Conversion harness for CL5	1	
	6Y8-81920-11-00 Single hub	1	
LEVEL 1	6Y8-82521-11-00 Pigtail bus wire 0.6m / 2 ft	1	Other lengths available
	6Y8-82553-11-00 Main bus wire 4.6m / 15 ft	1	Other lengths available
	6X9-762B0-G1-00 EKS Kit - Single 2nd station	1	
	6X9-8258A-00-00 2nd station harness Port 5m / 16 ft	1	Other lengths available
	6GR-8258A-V0-00 Extension harness**	1	XTO 375/425 only
LEVEL 2	6X9-615A0-10-00 Compact helm unit	1	Tilt type available (Kit: 6GR-762H0-01-00)
	6X9-8258A-B1-00 Helm harness 2nd station 0.9m / 3 ft	1	
	6X9-762P0-11-00 Autopilot Kit - 2nd station	1	
LEVEL 3	6X9-82521-00-00 AP Panel Ext Harness 4.6m / 15 ft	1	(Optional) Other length available

Level 3 requires an compatible multi-function display for map functions
 *) For other display options, check the display section in this guide

KIT CONTENTS

6X9-762B0-G1-00	EKS Kit - Single 2nd station	Qty	Note
6X9-82570-B1-00	All start / stop switch	1	
6X9-82716-60-00	EKS harness	1	
6X9-762P0-11-00	Autopilot Kit - 2nd station	Qty	Note
6X9-8253V-01-00	Autopilot panel	1	
6X9-82386-10-00	BCU harness	1	Extention available

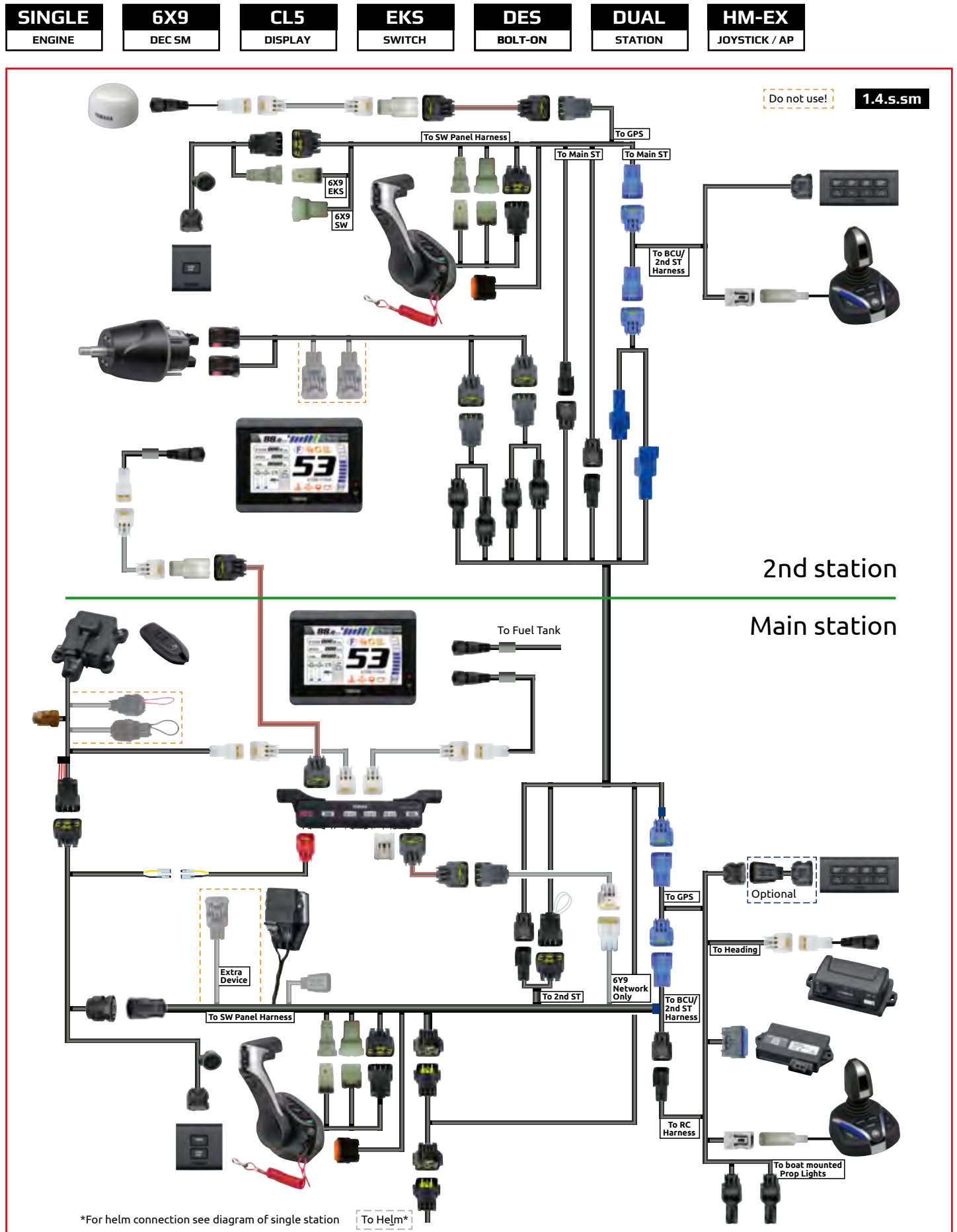
HARNESS OPTIONS

Main bus wire	Length	Pigtail bus wire	Length	2nd helm harness Port	Length
6Y8-82553-01-00	0.3m (1 ft)	6Y8-82521-01-00	0.3m (1 ft)	6X9-8258A-00-00	5m (16 ft)
6Y8-82553-50-00	3m (10 ft)	6Y8-82521-11-00	0.6m (2 ft)	6X9-8258A-10-00	8m (26 ft)
6Y8-82553-11-00	4.6m (15 ft)	6Y8-82521-21-00*	0.9m (3 ft)	6X9-8258A-20-00	12m (38 ft)
6Y8-82553-21-00	6.1m (20 ft)	6Y8-82521-31-00	1.8m (6 ft)		
6Y8-82553-31-00	7.6m (25 ft)	6Y8-82521-41-00	2.7m (9 ft)		
6Y8-82553-41-00	9.1m (30 ft)	6Y8-82521-51-00	3.6m (12 ft)		
		* Max length GPS antenna connection			
AP Panel Ext Harness	Length				
6X9-82521-00-00	4.6m (15 ft)				
6X9-82521-10-00	9.1m (30 ft)				

Rigging Diagrams

DBW REMOTE CONTROL (2ND STATION)

SINGLE 2ND STATION FLUSH SIDE-MOUNT LEVEL 3-4



SINGLE 2ND STATION FLUSH SIDE-MOUNT LEVEL 3-4 PARTS

	Description	Qty	Note
	6X9-48206-11-00 6X9 Sgl Flush Mt - 2nd Stn IY23	1	2nd station
	6YM-83710-14-00 CL5 display 2nd station*	1	Display only
	6YM-83553-00-00 Conversion harness for CL5	1	
	6Y8-81920-11-00 Single hub	1	
LEVEL 1	6Y8-82521-11-00 Pigtail bus wire 0.6m / 2 ft	1	Other lengths available
	6Y8-82553-11-00 Main bus wire 4.6m / 15 ft	1	Other lengths available
	6X9-762B0-G1-00 EKS Kit - Single 2nd station	1	
	6X9-8258A-00-00 2nd station harness Port 5m / 16 ft	1	Other lengths available
	6GR-8258A-V0-00 Extension harness**	1	XTO 375/425 only
LEVEL 2	6X9-615A0-10-00 Compact helm unit	1	Tilt type available (Kit: 6GR-762H0-01-00)
	6X9-8258A-B1-00 Helm harness 2nd station 0.9m / 3 ft	1	
	6X9-762P0-11-00 Autopilot Kit - 2nd station	1	
LEVEL 3-4	6X9-482A0-02-00 Joystick Assy - LED IY23	1	
	6X9-82521-00-00 AP Panel Ext Harness 4.6m / 15 ft	1	(Optional) Other length available

Level 3-4 requires an compatible multi-function display for map functions

*) For other display options, check the display section in this guide

KIT CONTENTS

6X9-762B0-G1-00	EKS Kit - Single 2nd station	Qty	Note
6X9-82570-B1-00	All start / stop switch	1	
6X9-82716-60-00	EKS harness	1	
6X9-762P0-11-00	Autopilot Kit - 2nd station	Qty	Note
6X9-8253V-01-00	Autopilot panel	1	
6X9-82386-10-00	BCU harness	1	Extention available

HARNESS OPTIONS

Main bus wire	Length	Pigtail bus wir36e	Length	2nd helm harness Port	Length
6Y8-82553-01-00	0.3m (1 ft)	6Y8-82521-01-00	0.3m (1 ft)	6X9-8258A-00-00	5m (16 ft)
6Y8-82553-50-00	3m (10 ft)	6Y8-82521-11-00	0.6m (2 ft)	6X9-8258A-10-00	8m (26 ft)
6Y8-82553-11-00	4.6m (15 ft)	6Y8-82521-21-00*	0.9m (3 ft)	6X9-8258A-20-00	12m (38 ft)
6Y8-82553-21-00	6.1m (20 ft)	6Y8-82521-31-00	1.8m (6 ft)		
6Y8-82553-31-00	7.6m (25 ft)	6Y8-82521-41-00	2.7m (9 ft)		
6Y8-82553-41-00	9.1m (30 ft)	6Y8-82521-51-00	3.6m (12 ft)		

* Max length GPS antenna connection

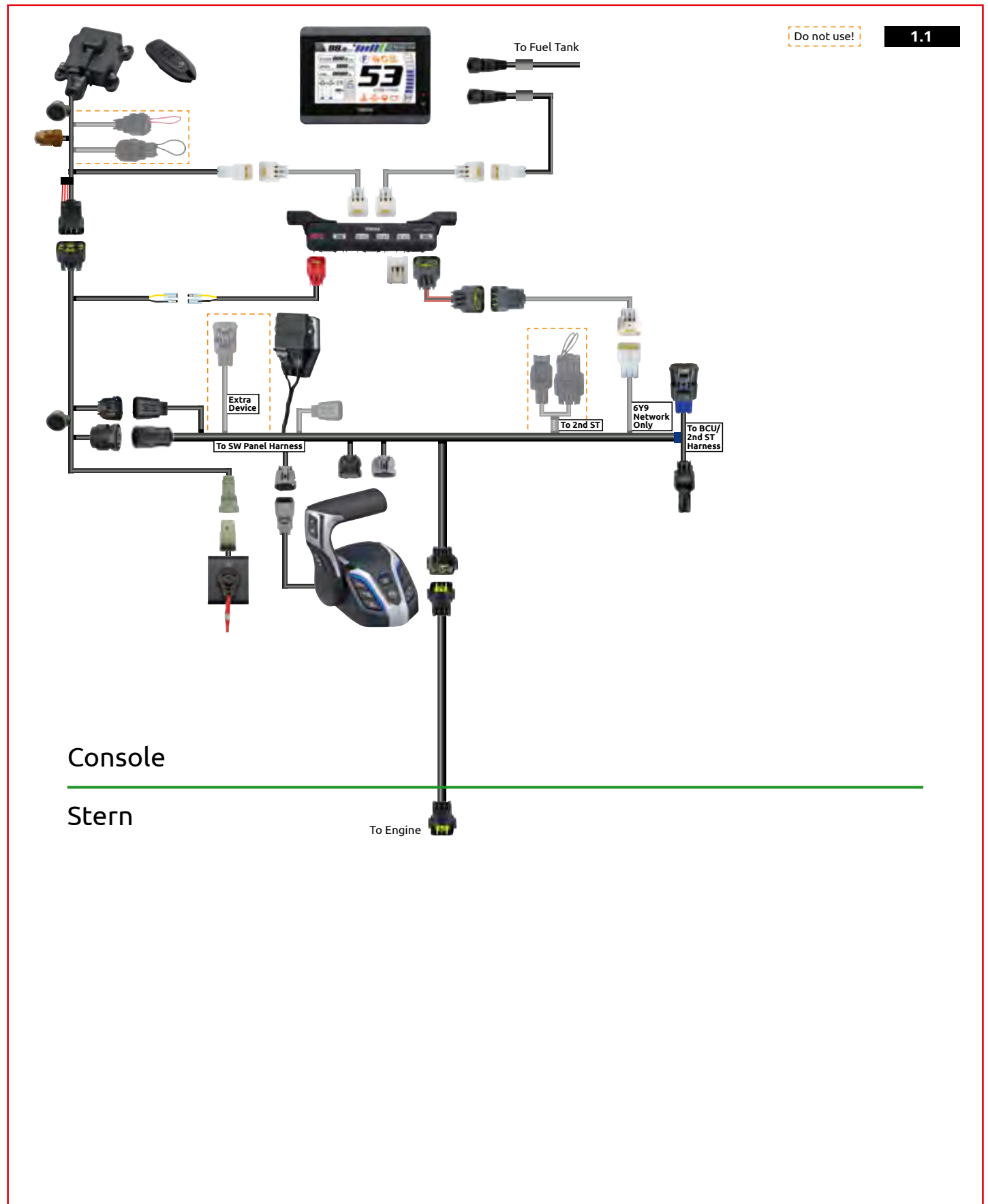
AP Panel Ext Harness	Length
6X9-82521-00-00	4.6m (15 ft)
6X9-82521-10-00	9.1m (30 ft)

Rigging Diagrams

DBW REMOTE CONTROL (MAIN STATION)

SINGLE LEVEL 1

SINGLE ENGINE	6X9 DEC TM	CL5 DISPLAY	EKS SWITCH	DES STEERING	SINGLE STATION
-------------------------	----------------------	-----------------------	----------------------	------------------------	--------------------------



SINGLE LEVEL 1 PARTS

	Part Number	Description	Qty	Note
LEVEL 1	6X9-48205-20-00	6X9 Sgl Top Mt DEC IY23	1	
	6YM-762G0-05-00	CL5 Color Touch Gauge Kit - DEC*	1	
	6X9-762E0-00-00	EKS Kit - Single IY23	1	
	6X6-8258A-21-00	Main harness 16P 8m / 26 ft	1	Other lengths available

*) For other display options, check the display section in this guide

KIT CONTENTS

	Part Number	Description	Qty	Note
	6YM-762G0-05-00	CL5 Color Touch Gauge Kit - DEC	1	
	6YM-83710-14-00	CL5 display	1	
	6YM-83553-00-00	Conversion harness	1	0.9m (3 ft)
	6YD-8356N-00-00	Fuel tank wire	1	
	6Y8-81920-01-00	Multi hub	1	
	6Y9-83553-00-00	Conversion harness	1	
	6Y8-82553-01-00	Main bus wire	1	0.3m (1 ft), other lengths available
	6Y8-82521-31-00	Pigtail bus wire	1	1.8m (6 ft), other lengths available
	6Y8-83553-02-00	System power supply	1	
	6Y8-82582-11-00	Terminal cap white	2	
	6X9-762E0-00-00	EKS Kit - Single IY23	1	
	6X9-82716-21-00	EKS harness	1	
	6X9-82570-70-00	Lanyard switch	1	
	6X9-86254-00-00	Immobilizer + key fob (2pcs)	1	
	6Y8-82521-11-00	Pigtail bus wire	1	433 Mhz
	6Y8-48277-00-00	Sticker	1	0.6m (2 ft)

HARNESS OPTIONS

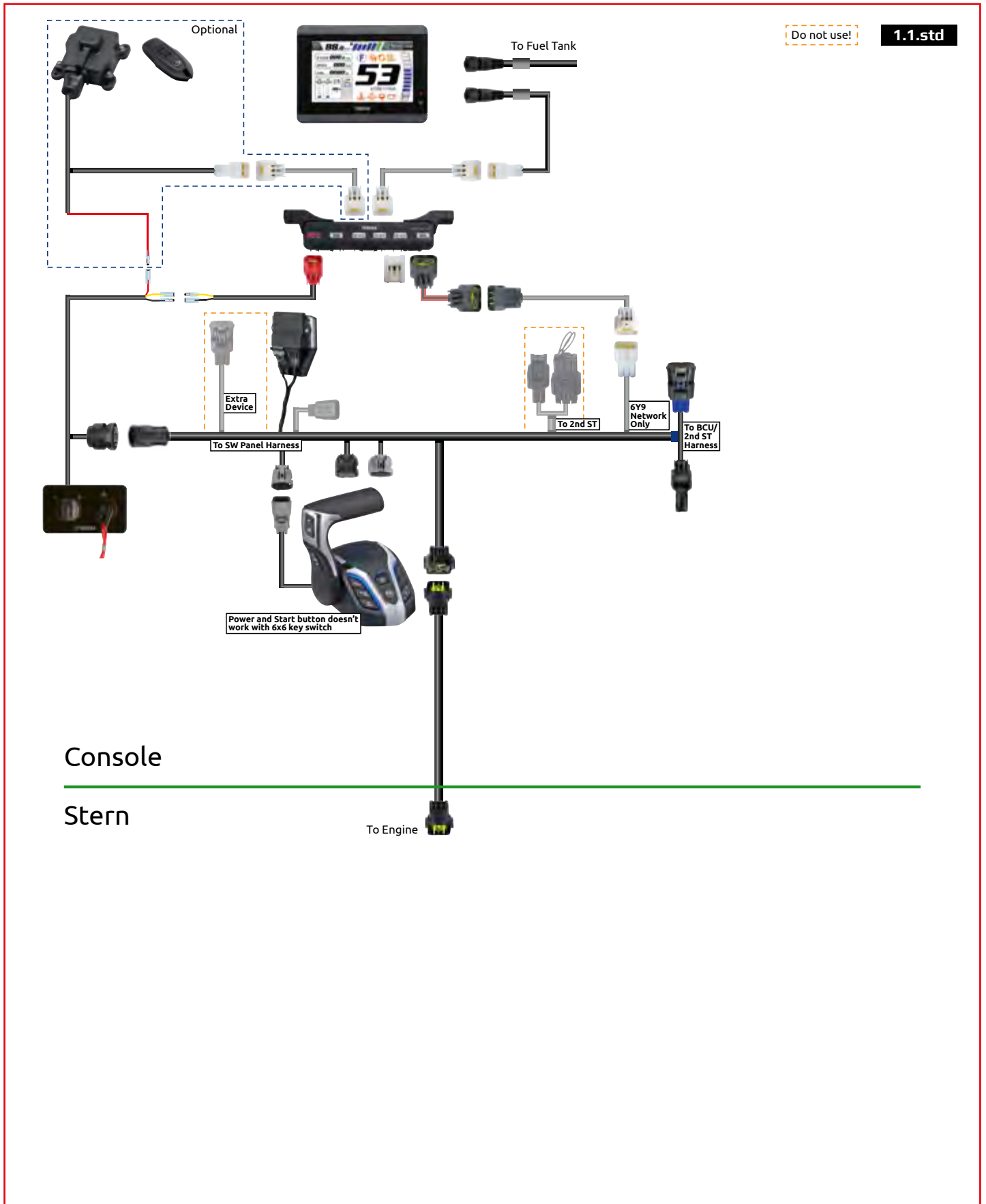
Main harness 16P	Length (m)	Main bus wire	Length	Pigtail bus wire	Length
6X6-8258A-91-00	1.5m (5 ft)	6Y8-82553-01-00	0.3m (1 ft)	6Y8-82521-01-00	0.3m (1 ft)
6X6-8258A-51-00	3.7m (12 ft)	6Y8-82553-50-00	3m (10 ft)	6Y8-82521-11-00	0.6m (2 ft)
6X6-8258A-61-00	5.2m (17 ft)	6Y8-82553-11-00	4.6m (15 ft)	6Y8-82521-21-00	0.9m (3 ft)
6X6-8258A-01-00	6m (19 ft)	6Y8-82553-21-00	6.1m (20 ft)	6Y8-82521-31-00	1.8m (6 ft)
6X6-8258A-11-00	7m (23 ft)	6Y8-82553-31-00	7.6m (25 ft)	6Y8-82521-41-00	2.7m (9 ft)
6X6-8258A-21-00	8m (26 ft)	6Y8-82553-41-00	9.1m (30 ft)	6Y8-82521-51-00	3.6m (12 ft)
6X6-8258A-31-00	10m (32 ft)				
6X6-8258A-41-00	12m (39 ft)				
6X6-8258A-71-00	15m (49 ft)				
6X6-8258A-81-00	24m (79 ft)				

Rigging Diagrams

DBW REMOTE CONTROL (MAIN STATION)

SINGLE LEVEL 1 STANDARD

SINGLE ENGINE	6X9 DEC TM	CL5 DISPLAY	STD SWITCH	DES STEERING	SINGLE STATION
-------------------------	----------------------	-----------------------	----------------------	------------------------	--------------------------



SINGLE LEVEL 1 STANDARD PARTS

	Description	Qty	Note
	6X9-48205-20-00 6X9 Sgl Top Mt DEC IY23	1	
	6YM-762G0-05-00 CL5 Color Touch Gauge Kit - DEC*	1	
LEVEL 1	6X6-82570-34-00 Main switch	1	
	6X9-762D0-03-00 Immobilizer Kit	1	
	6X6-8258A-21-00 Main harness 16P 8m / 26 ft	1	Other lengths available

*) For other display options, check the display section in this guide

KIT CONTENTS

	Description	Qty	Note
6YM-762G0-05-00	CL5 Color Touch Gauge Kit - DEC	1	
6YM-83710-14-00	CL5 display	1	
6YM-83553-00-00	Conversion harness	1	0.9m (3 ft)
6YD-8356N-00-00	Fuel tank wire	1	
6Y8-81920-01-00	Multihub	1	
6Y9-83553-00-00	Conversion harness	1	
6Y8-82553-01-00	Main bus wire	1	0.3m (1 ft), other lengths available
6Y8-82521-31-00	Pigtail bus wire	1	1.8m (6 ft), other lengths available
6Y8-83553-02-00	System power supply	1	
6Y8-82582-11-00	Terminal cap white	2	
6X9-762D0-03-00	Immobilizer Kit	1	
6X9-86254-00-00	Immobilizer + key fob (2pcs)	1	433Mhz
6Y8-82521-11-00	Pigtail bus wire	1	0.6m (2 ft)
6Y8-48277-00-00	Sticker	1	

HARNESS OPTIONS

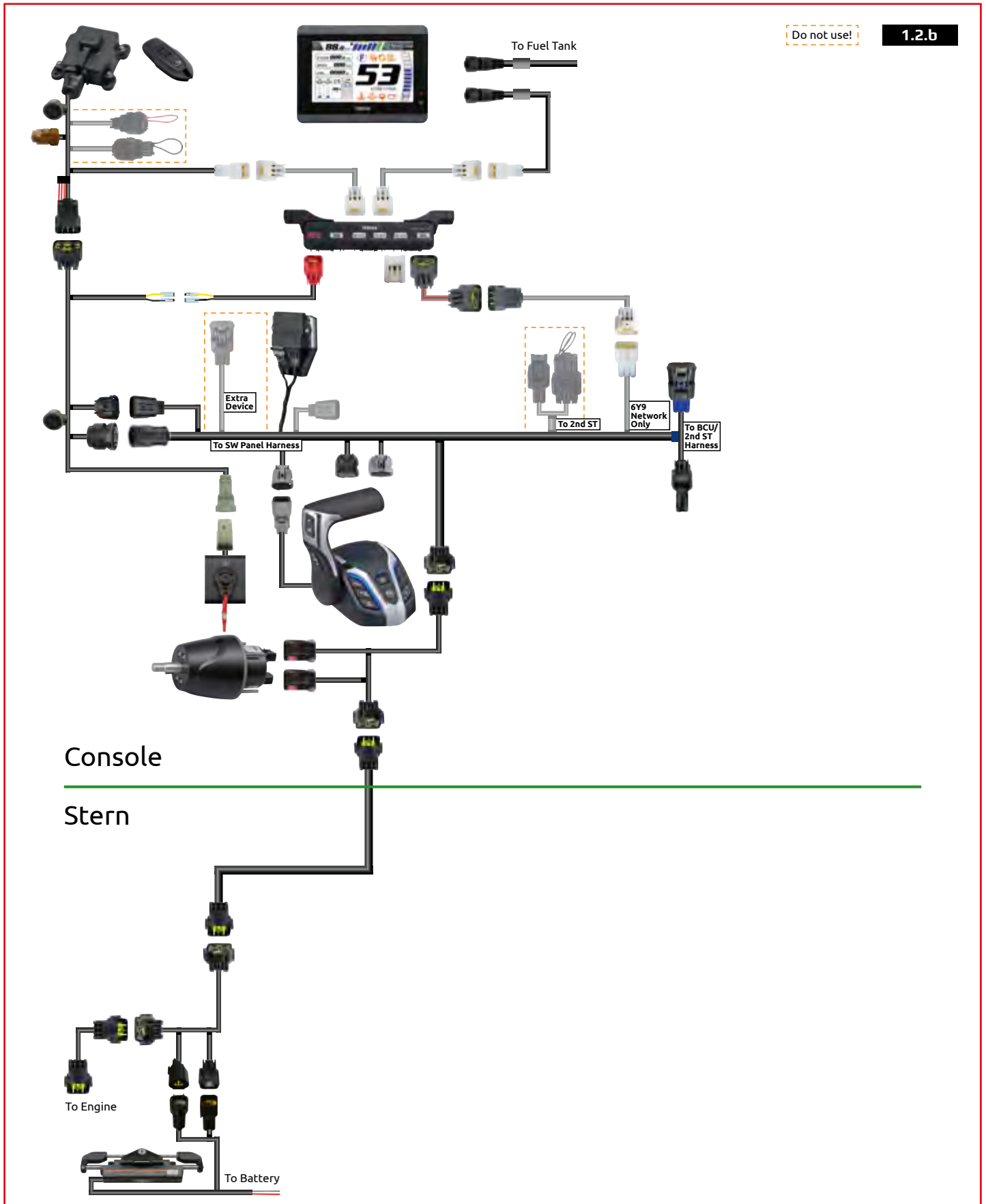
Main harness 16P	Length (m)	Main bus wire	Length	Pigtail bus wire	Length
6X6-8258A-91-00	1.5m (5 ft)	6Y8-82553-01-00	0.3m (1 ft)	6Y8-82521-01-00	0.3m (1 ft)
6X6-8258A-51-00	3.7m (12 ft)	6Y8-82553-50-00	3m (10 ft)	6Y8-82521-11-00	0.6m (2 ft)
6X6-8258A-61-00	5.2m (17 ft)	6Y8-82553-11-00	4.6m (15 ft)	6Y8-82521-21-00	0.9m (3 ft)
6X6-8258A-01-00	6m (19 ft)	6Y8-82553-21-00	6.1m (20 ft)	6Y8-82521-31-00	1.8m (6 ft)
6X6-8258A-11-00	7m (23 ft)	6Y8-82553-31-00	7.6m (25 ft)	6Y8-82521-41-00	2.7m (9 ft)
6X6-8258A-21-00	8m (26 ft)	6Y8-82553-41-00	9.1m (30 ft)	6Y8-82521-51-00	3.6m (12 ft)
6X6-8258A-31-00	10m (32 ft)				
6X6-8258A-41-00	12m (39 ft)				
6X6-8258A-71-00	15m (49 ft)				
6X6-8258A-81-00	24m (79 ft)				

Rigging Diagrams

DBW REMOTE CONTROL (MAIN STATION)

SINGLE LEVEL 2 BOLT-ON

SINGLE ENGINE	6X9 DEC TM	CL5 DISPLAY	EKS SWITCH	DES BOLT-ON	SINGLE STATION
-------------------------	----------------------	-----------------------	----------------------	-----------------------	--------------------------



SINGLE LEVEL 2 BOLT-ON PARTS

	Description	Qty	Note	
LEVEL 1	6X9-48205-20-00	6X9 Sgl Top Mt DEC IY23	1	
	6YM-762G0-05-00	CL5 Color Touch Gauge Kit - DEC*	1	
	6X9-762E0-00-00	EKS Kit - Single IY23	1	
	6X6-8258A-21-00	Main harness 16P 8m / 26 ft	1	Other lengths available
LEVEL 2	6X9-762S0-03-00	Bolt-on DES Kit	1	
	6X9-438A0-00-00	Steering actuator harness 2.4m / 8 ft	1	Other lengths available
	6X6-8258A-51-00	Main harness 16P 3.7m / 12 ft	1	Other length available
	6X9-615A0-10-00	Compact helm unit	1	Tilt type available (Kit: 6GR-762H0-01-00)
	6GR-8258A-01-00	Helm harness main station Single 0.9m / 3 ft	1	Other lengths available
	*) For other display options, check the display section in this guide			

KIT CONTENTS

	Description	Qty	Note
6YM-762G0-05-00	CL5 Color Touch Gauge Kit - DEC	1	
6YM-83710-14-00	CL5 display	1	
6YM-83553-00-00	Conversion harness	1	0.9 m (3 ft)
6YD-8356N-00-00	Fuel tank wire	1	
6Y8-81920-01-00	Multi hub	1	
6Y9-83553-00-00	Conversion harness	1	
6Y8-82553-01-00	Main bus wire	1	0.3m (1 ft), other lengths available
6Y8-82521-31-00	Pigtail bus wire	1	1.8m (6 ft), other lengths available
6Y8-83553-02-00	System power supply	1	
6Y8-82582-11-00	Terminal cap white	2	

	Description	Qty	Note
6X9-762B0-C3-00	EKS Kit - Single Side mount	1	
6X9-82570-00-00	Power switch	1	
6X9-82716-21-00	EKS harness	1	
6X9-86254-00-00	Immobilizer + key fob (2pcs)	1	433 Mhz
6Y8-82521-11-00	Pigtail bus wire	1	0.6m (2 ft)
6Y8-48277-00-00	Sticker	1	

	Description	Qty	Note
6X9-762S0-03-00	Bolt-on DES Kit	1	
6X9-42401-00-00	Actuator	1	
6X9-8258A-90-00	Split harness	1	

HARNESS OPTIONS

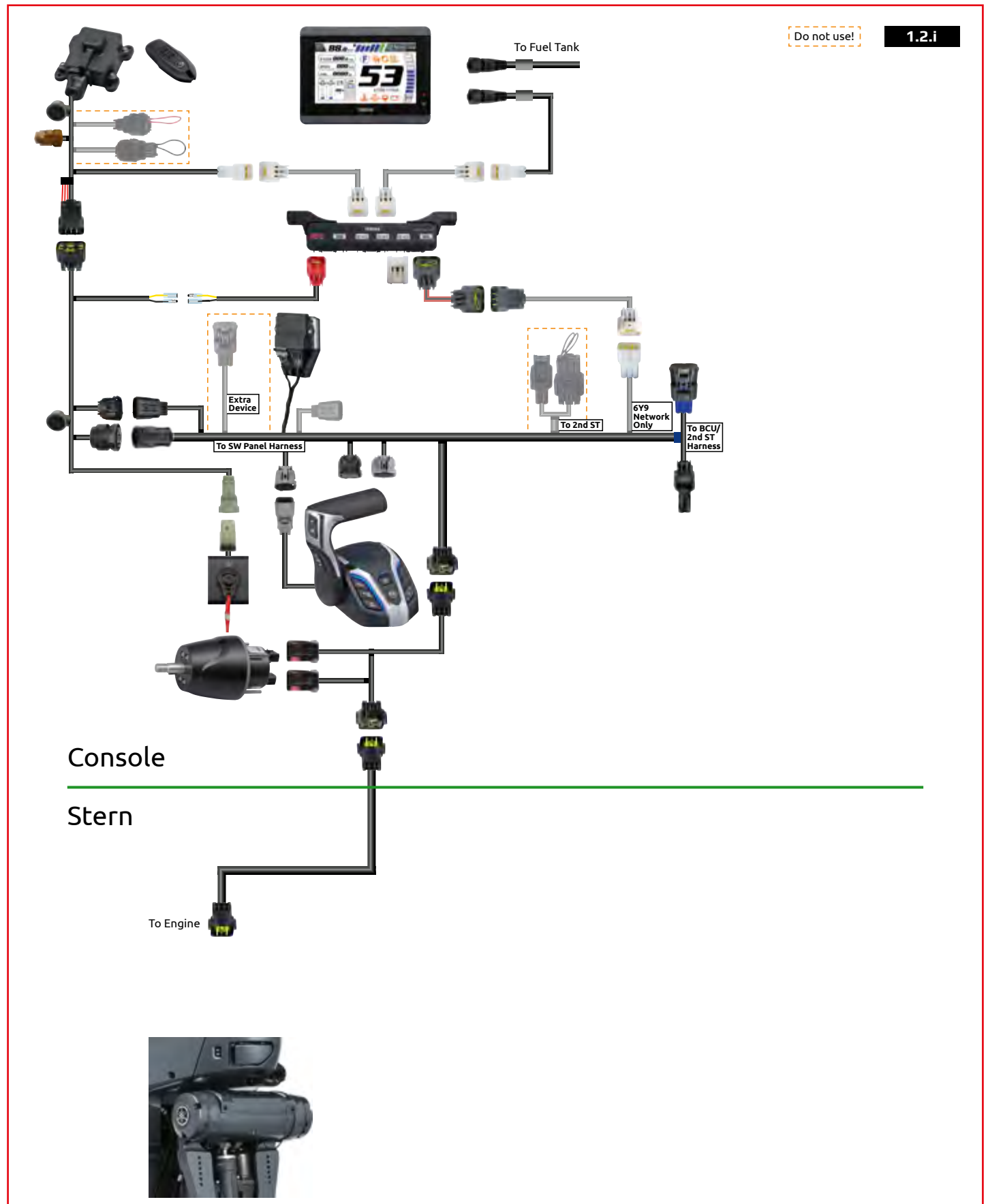
Main harness 16P	Length (m)	Main bus wire	Length	Pigtail bus wire	Length
6X6-8258A-91-00	1.5m (5 ft)	6Y8-82553-01-00	0.3m (1 ft)	6Y8-82521-01-00	0.3m (1 ft)
6X6-8258A-51-00	3.7m (12 ft)	6Y8-82553-50-00	3m (10 ft)	6Y8-82521-11-00	0.6m (2 ft)
6X6-8258A-61-00	5.2m (17 ft)	6Y8-82553-11-00	4.6m (15 ft)	6Y8-82521-21-00	0.9m (3 ft)
6X6-8258A-01-00	6m (19 ft)	6Y8-82553-21-00	6.1m (20 ft)	6Y8-82521-31-00	1.8m (6 ft)
6X6-8258A-11-00	7m (23 ft)	6Y8-82553-31-00	7.6m (25 ft)	6Y8-82521-41-00	2.7m (9 ft)
6X6-8258A-21-00	8m (26 ft)	6Y8-82553-41-00	9.1m (30 ft)	6Y8-82521-51-00	3.6m (12 ft)
6X6-8258A-31-00	10m (32 ft)				
6X6-8258A-41-00	12m (39 ft)	Steering actuator harness	Length	Helm harness	Length
6X6-8258A-71-00	15m (49 ft)	6X9-438A0-00-00	2.4m (8 ft)	6GR-8258A-01-00	0.9m (3 ft)
6X6-8258A-81-00	24m (79 ft)	6X9-438A0-10-00	4.5m (15 ft)	6GR-8258A-41-00	1.8m (6 ft)

Rigging Diagrams

DBW REMOTE CONTROL (MAIN STATION)

SINGLE LEVEL 2 INTEGRATED

SINGLE ENGINE	6X9 DEC TM	CL5 DISPLAY	EKS SWITCH	DES INTEGRATED	SINGLE STATION
-------------------------	----------------------	-----------------------	----------------------	--------------------------	--------------------------



SINGLE LEVEL 2 INTEGRATED PARTS

	Description	Qty	Note	
LEVEL 1	6X9-48205-20-00	6X9 Sgl Top Mt DEC IY23	1	
	6YM-762G0-05-00	CL5 Color Touch Gauge Kit - DEC*	1	
	6X9-762E0-00-00	EKS Kit - Single IY23	1	
	6X6-8258A-21-00	Main harness 16P 8m / 26 ft	1	Other lengths available
LEVEL 2	6X9-615A0-10-00	Compact helm unit	1	Tilt type available (Kit: 6GR-762H0-01-00)
	6GR-8258A-01-00	Helm harness main station Single 0.9m / 3 ft	1	Other length available

*) For other display options, check the display section in this guide

KIT CONTENTS

	Description	Qty	Note
6YM-762G0-05-00	CL5 Color Touch Gauge Kit - DEC	1	
6YM-83710-14-00	CL5 display	1	
6YM-83553-00-00	Conversion harness	1	0.9 m (3 ft)
6YD-8356N-00-00	Fuel tank wire	1	
6Y8-81920-01-00	Multi hub	1	
6Y9-83553-00-00	Conversion harness	1	
6Y8-82553-01-00	Main bus wire	1	0.3m (1 ft), other lengths available
6Y8-82521-31-00	Pigtail bus wire	1	1.8m (6 ft), other lengths available
6Y8-83553-02-00	System power supply	1	
6Y8-82582-11-00	Terminal cap white	2	
6X9-762E0-00-00	EKS Kit - Single IY23	1	
6X9-82716-21-00	EKS harness	1	
6X9-82570-70-00	Lanyard switch	1	
6X9-86254-00-00	Immobilizer + key Fob (2pcs)	1	
6Y8-82521-11-00	Pigtail bus wire	1	433 Mhz
6Y8-48277-00-00	Sticker	1	0.6m (2 ft)

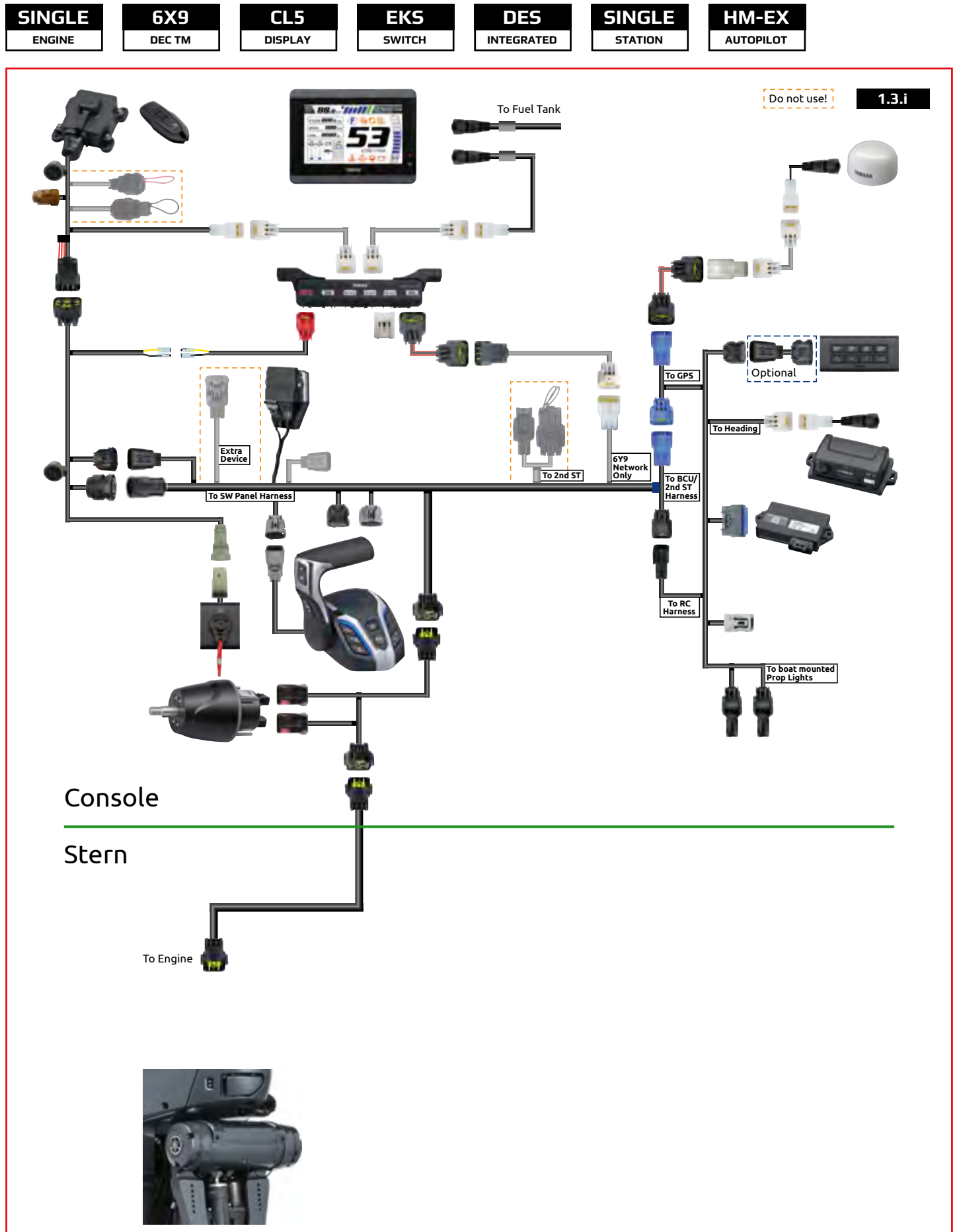
HARNESS OPTIONS

Main harness 16P	Length (m)	Main bus wire	Length	Pigtail bus wire	Length
6X6-8258A-91-00	1.5m (5 ft)	6Y8-82553-01-00	0.3m (1 ft)	6Y8-82521-01-00	0.3m (1 ft)
6X6-8258A-51-00	3.7m (12 ft)	6Y8-82553-50-00	3m (10 ft)	6Y8-82521-11-00	0.6m (2 ft)
6X6-8258A-61-00	5.2m (17 ft)	6Y8-82553-11-00	4.6m (15 ft)	6Y8-82521-21-00	0.9m (3 ft)
6X6-8258A-01-00	6m (19 ft)	6Y8-82553-21-00	6.1m (20 ft)	6Y8-82521-31-00	1.8m (6 ft)
6X6-8258A-11-00	7m (23 ft)	6Y8-82553-31-00	7.6m (25 ft)	6Y8-82521-41-00	2.7m (9 ft)
6X6-8258A-21-00	8m (26 ft)	6Y8-82553-41-00	9.1m (30 ft)	6Y8-82521-51-00	3.6m (12 ft)
6X6-8258A-31-00	10m (32 ft)				
6X6-8258A-41-00	12m (39 ft)	Helm harness	Length		
6X6-8258A-71-00	15m (49 ft)	6GR-8258A-01-00	0.9m (3 ft)		
6X6-8258A-81-00	24m (79 ft)	6GR-8258A-41-00	1.8m (6 ft)		

Rigging Diagrams

DBW REMOTE CONTROL (MAIN STATION)

SINGLE LEVEL 3 INTEGRATED



SINGLE LEVEL 3 INTEGRATED PARTS

	Description	Qty	Note
LEVEL 1	6X9-48205-20-00	6X9 Sgl Top Mt DEC IY23	1
	6YM-762G0-05-00	CL5 Color Touch Gauge Kit - DEC*	1
	6X9-762E0-00-00	EKS Kit - Single IY23	1
LEVEL 2	6X6-8258A-21-00	Main harness 16P 8m / 26 ft	1 Other length available
	6X9-615A0-10-00	Compact helm unit	1 Tilt type available (Kit: 6GR-762H0-01-00)
	6GR-8258A-01-00	Helm harness main station Single 0.9m / 3 ft	1 Other length available
LEVEL 3	6X9-762P0-06-00	Autopilot Kit	1
	6Y8-82553-50-00	Main bus wire 3m / 10 ft	1 Other length available
	6Y8-82521-01-00	Pigtail bus wire 0.3m / 1 ft	1 Other length available
	6X9-82521-00-00	AP Panel Ext Harness 4.6m / 15 ft	1 (Optional) Other length available

Level 3 requires an compatible multi-function display for map functions
 *) For other display options, check the display section in this guide

KIT CONTENTS

	Description	Qty	Note
6YM-762G0-05-00	CL5 Color Touch Gauge Kit - DEC	1	
6YM-83710-14-00	CL5 display	1	
6YM-83553-00-00	Conversion harness	1	0.9 m (3 ft)
6YD-8356N-00-00	Fuel tank wire	1	
6Y8-81920-01-00	Multi hub	1	
6Y9-83553-00-00	Conversion harness	1	
6Y8-82553-01-00	Main bus wire	1	0.3m (1 ft), other lengths available
6Y8-82521-31-00	Pigtail bus wire	1	1.8m (6 ft), other lengths available
6Y8-83553-02-00	System power supply	1	
6Y8-82582-11-00	Terminal cap white	2	

	Description	Qty	Note		Description	Qty	Note
6X9-762E0-00-00	EKS Kit - Single IY23	1		6X9-762P0-06-00	Autopilot Kit	1	
6X9-82716-21-00	EKS harness	1		6X9-8253V-01-00	Autopilot panel	1	
6X9-82570-70-00	Lanyard switch	1		6X9-88107-00-00	GPS antenna	1	
6X9-86254-00-00	Immobilizer + key fob (2pcs)	1	433 Mhz	6X9-8A410-00-00	Heading sensor	1	
6Y8-82521-11-00	Pigtail bus wire	1	0.6m (2 ft)	6X9-8591T-14-00	Boat Control Unit	1	
6Y8-48277-00-00	Sticker	1		6Y8-81920-11-00	Single hub	1	
				6X9-82386-01-00	BCU harness	1	Ext. available
				6YM-83553-00-00	Conversion harness	2	0.9m (3 ft)

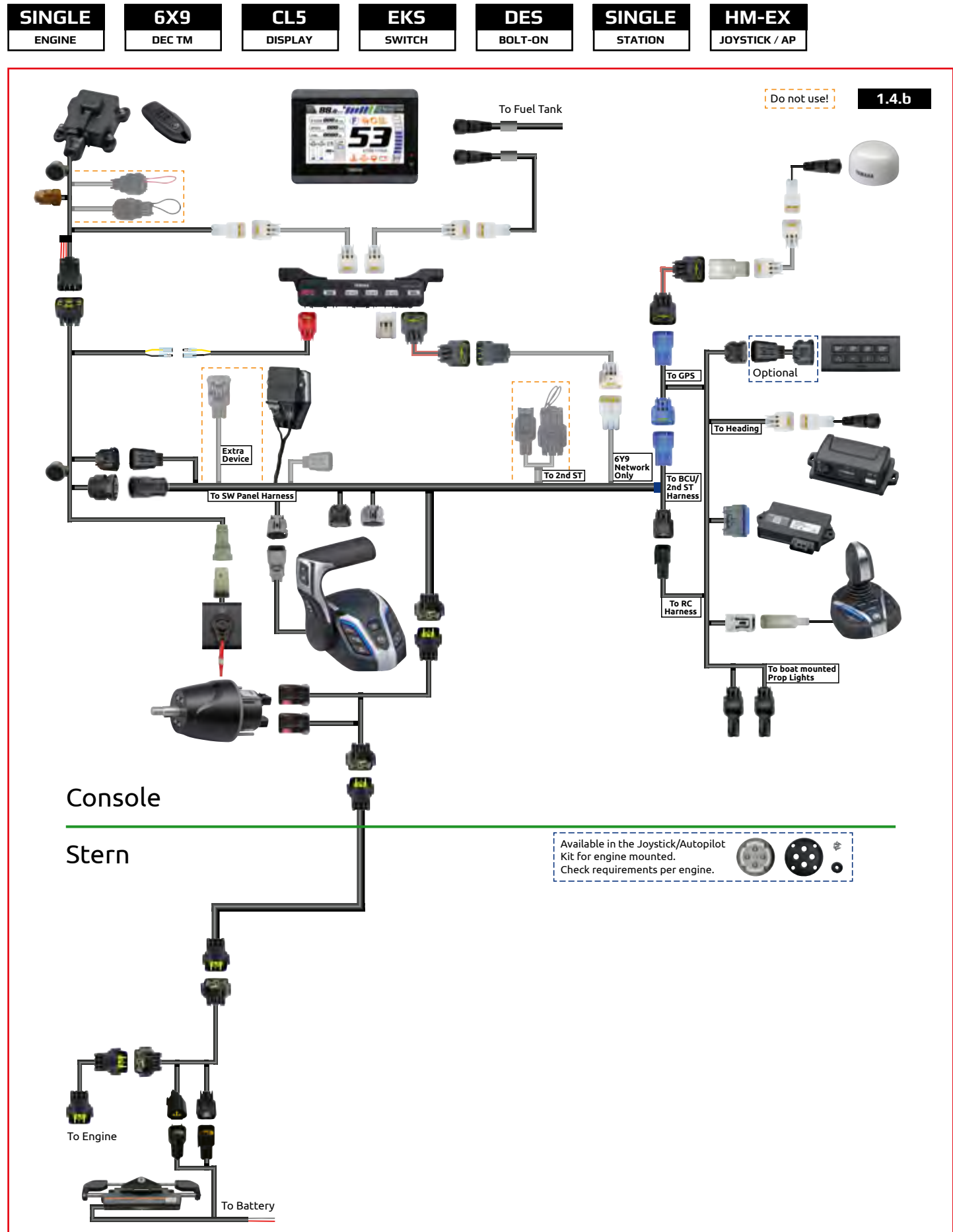
HARNESS OPTIONS

Main harness 16P	Length (m)	Main bus wire	Length	Pigtail bus wire	Length
6X6-8258A-91-00	1.5m (5 ft)	6Y8-82553-01-00	0.3m (1 ft)	6Y8-82521-01-00	0.3m (1 ft)
6X6-8258A-51-00	3.7m (12 ft)	6Y8-82553-50-00	3m (10 ft)	6Y8-82521-11-00	0.6m (2 ft)
6X6-8258A-61-00	5.2m (17 ft)	6Y8-82553-11-00	4.6m (15 ft)	6Y8-82521-21-00*	0.9m (3 ft)
6X6-8258A-01-00	6m (19 ft)	6Y8-82553-21-00	6.1m (20 ft)	6Y8-82521-31-00	1.8m (6 ft)
6X6-8258A-11-00	7m (23 ft)	6Y8-82553-31-00	7.6m (25 ft)	6Y8-82521-41-00	2.7m (9 ft)
6X6-8258A-21-00	8m (26 ft)	6Y8-82553-41-00	9.1m (30 ft)	6Y8-82521-51-00	3.6m (12 ft)
6X6-8258A-31-00	10m (32 ft)			* Max length GPS antenna connection	
6X6-8258A-41-00	12m (39 ft)	Helm harness	Length	AP Panel Ext Harness	Length
6X6-8258A-71-00	15m (49 ft)	6GR-8258A-00-00	0.9m (3 ft)	6X9-82521-00-00	4.6m (15 ft)
6X6-8258A-81-00	24m (79 ft)	6GR-8258A-40-00	1.8m (6 ft)	6X9-82521-10-00	9.1m (30 ft)

Rigging Diagrams

DBW REMOTE CONTROL (MAIN STATION)

SINGLE LEVEL 3-4 BOLT-ON



SINGLE LEVEL 3-4 BOLT-ON PARTS

	Description	Qty	Note	
LEVEL 1	6X9-48205-20-00	6X9 Sgl Top Mt DEC IY23	1	
	6YM-762G0-05-00	CL5 Color Touch Gauge Kit - DEC*	1	
	6X9-762E0-00-00	EKS Kit - Single IY23	1	
	6X6-8258A-21-00	Main harness 16P 8m / 26 ft	1	Other lengths available
LEVEL 2	6X9-762S0-03-00	Bolt-on DES Kit	1	
	6X9-438A0-00-00	Steering actuator harness 2.4m / 8 ft	1	Other lengths available
	6X6-8258A-51-00	Main harness 16P 3.7m / 12 ft	1	Other length available
	6X9-615A0-10-00	Compact helm unit	1	Tilt type available (Kit: 6GR-762H0-01-00)
	6GR-8258A-01-00	Helm harness main station Single 0.9m / 3 ft	1	Other lengths available
LEVEL 3-4	6X9-762J0-81-00	JS/AP Kit - Single IY23	1	
	6Y8-82553-50-00	Main bus wire 3m / 10 ft	1	Other lengths available
	6Y8-82521-01-00	Pigtail bus wire 0.3m / 1 ft	1	Other lengths available
	6X9-82521-00-00	AP Panel Ext Harness 4.6m / 15 ft	1	(Optional) Other length available

Level 4 requires an compatible multi-function display for map functions
 *) For other display options, check the display section in this guide

KIT CONTENTS

Part Number	Description	Qty	Note
6YM-762G0-05-00	CL5 Color Touch Gauge Kit - DEC	1	
6YM-83710-14-00	CL5 display	1	
6YM-83553-00-00	Conversion harness	1	0.9 m (3 ft)
6YD-8356N-00-00	Fuel tank wire	1	
6Y8-81920-01-00	Multi hub	1	
6Y9-83553-00-00	Conversion harness	1	
6Y8-82553-01-00	Main bus wire	1	0.3m (1 ft), other lengths available
6Y8-82521-31-00	Pigtail bus wire	1	1.8m (6 ft), other lengths available
6Y8-83553-02-00	System power supply	1	
6Y8-82582-11-00	Terminal cap white	2	

Part Number	Description	Qty	Note	Part Number	Description	Qty	Note
6X9-762E0-00-00	EKS Kit - Single IY23	1		6X9-762J0-81-00	JS/AP Kit - Single IY23	1	
6X9-82716-21-00	EKS harness	1		6X9-8253V-01-00	Autopilot panel	1	
6X9-82570-70-00	Lanyard switch	1		6X9-88107-02-00	GPS antenna	1	
6X9-86254-00-00	Immobilizer + key fob (2pcs)	1	433 Mhz	6X9-8A410-00-00	Heading sensor	1	
6Y8-82521-11-00	Pigtail bus wire	1	0.6m (2 ft)	6X9-8591T-14-00	Boat Control Unit	1	
6Y8-48277-00-00	Sticker	1		6Y8-81920-11-00	Single hub	1	
				6X9-82386-01-00	BCU harness	1	Ext. available
				6YM-83553-00-00	Conversion harness	2	0.9m (3 ft)
6X9-762S0-03-00	Bolt-on DES Kit	1		6X9-482A0-02-00	Joystick Assy - LED IY23	1	
6X9-42401-00-00	Actuator	1		6KA-83720-00-00	Prop lights **	1	
6X9-8258A-90-00	Split harness	1		**) See engine mounted prop lights section			

HARNES OPTIONS

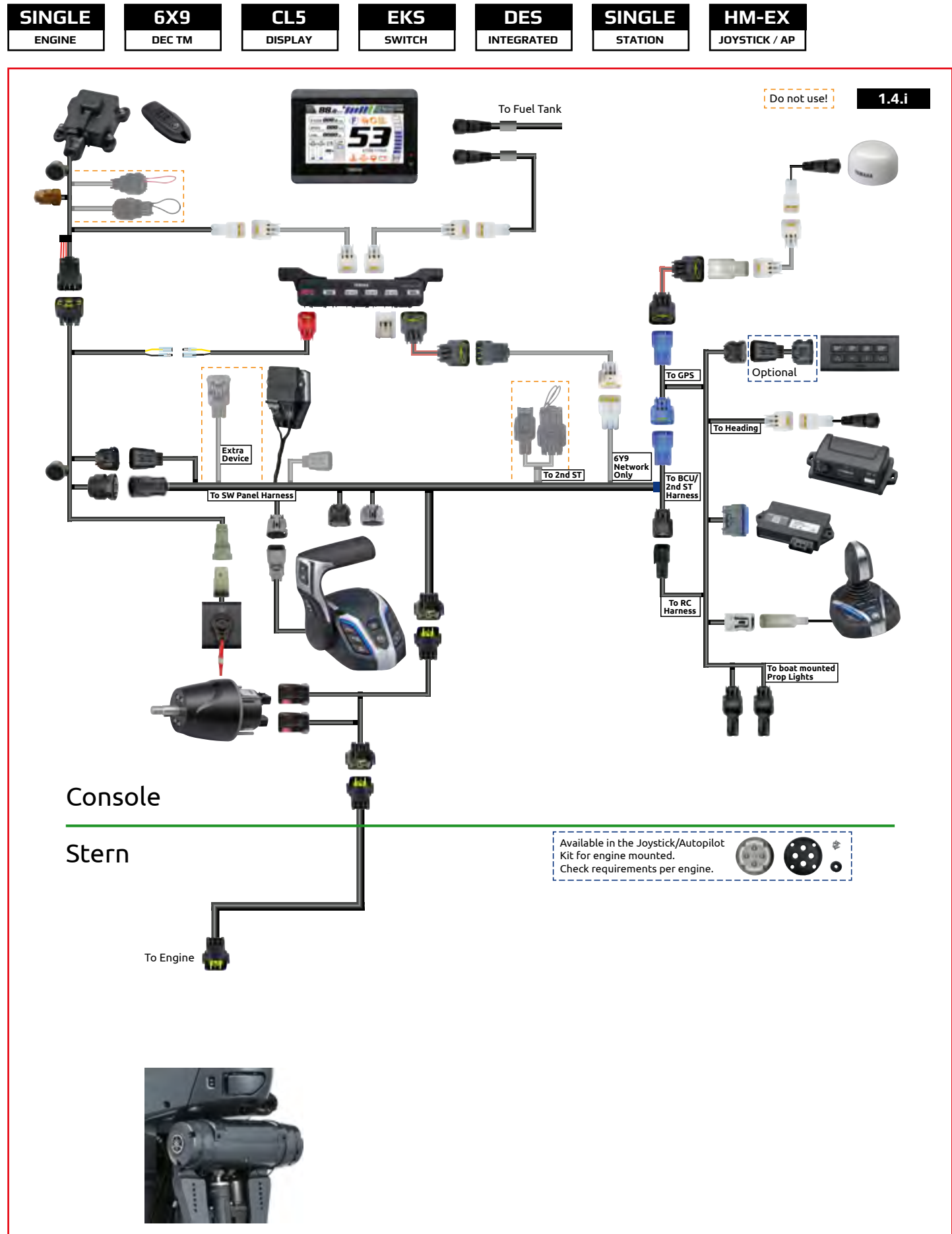
Main harness 16P	Length (m)	Main bus wire	Length	Pigtail bus wire	Length
6X6-8258A-91-00	1.5m (5 ft)	6Y8-82553-01-00	0.3m (1 ft)	6Y8-82521-01-00	0.3m (1 ft)
6X6-8258A-51-00	3.7m (12 ft)	6Y8-82553-50-00	3m (10 ft)	6Y8-82521-11-00	0.6m (2 ft)
6X6-8258A-61-00	5.2m (17 ft)	6Y8-82553-11-00	4.6m (15 ft)	6Y8-82521-21-00*	0.9m (3 ft)
6X6-8258A-01-00	6m (19 ft)	6Y8-82553-21-00	6.1m (20 ft)	6Y8-82521-31-00	1.8m (6 ft)
6X6-8258A-11-00	7m (23 ft)	6Y8-82553-31-00	7.6m (25 ft)	6Y8-82521-41-00	2.7m (9 ft)
6X6-8258A-21-00	8m (26 ft)	6Y8-82553-41-00	9.1m (30 ft)	6Y8-82521-51-00	3.6m (12 ft)
6X6-8258A-31-00	10m (32 ft)			* Max length GPS antenna connection	
6X6-8258A-41-00	12m (39 ft)				
6X6-8258A-71-00	15m (49 ft)	Steering actuator harness	Length	Helm harness	Length
6X6-8258A-81-00	24m (79 ft)	6X9-438A0-00-00	2.4m (8 ft)	6GR-8258A-00-00	0.9m (3 ft)
		6X9-438A0-10-00	4.5m (15 ft)	6GR-8258A-40-00	1.8m (6 ft)

AP Panel Ext Harness	Length
6X9-82521-00-00	4.6m (15 ft)
6X9-7182521-10-00	9.1m (30 ft)

Rigging Diagrams

DBW REMOTE CONTROL (MAIN STATION)

SINGLE LEVEL 3-4 INTEGRATED



SINGLE LEVEL 3-4 INTEGRATED PARTS

	Description	Qty	Note
LEVEL 1	6X9-48205-20-00	6X9 Sgl Top Mt DEC IY23	1
	6YM-762G0-05-00	CL5 Color Touch Gauge Kit - DEC*	1
	6X9-762E0-00-00	EKS Kit - Single IY23	1
LEVEL 2	6X6-8258A-21-00	Main harness 16P 8m / 26 ft	1 Other length available
	6X9-615A0-10-00	Compact helm unit	1 Tilt type available (Kit: 6GR-762H0-01-00)
	6GR-8258A-01-00	Helm harness main station Single 0.9m / 3 ft	1 Other length available
LEVEL 3-4	6X9-762J0-81-00	JS/AP Kit - Single IY23	1
	6Y8-82553-50-00	Main bus wire 3m / 10 ft	1 Other length available
	6Y8-82521-01-00	Pigtail bus wire 0.3m / 1 ft	1 Other length available
	6X9-82521-00-00	AP Panel Ext Harness 4.6m / 15 ft	1 (Optional) Other length available

Level 3-4 requires an compatible multi-function display for map functions
 *) For other display options, check the display section in this guide

KIT CONTENTS

	Description	Qty	Note
6YM-762G0-05-00	CL5 Color Touch Gauge Kit - DEC	1	
6YM-83710-14-00	CL5 display	1	
6YM-83553-00-00	Conversion harness	1	0.9 m (3 ft)
6YD-8356N-00-00	Fuel tank wire	1	
6Y8-81920-01-00	Multi hub	1	
6Y9-83553-00-00	Conversion harness	1	
6Y8-82553-01-00	Main bus wire	1	0.3m (1 ft), other lengths available
6Y8-82521-31-00	Pigtail bus wire	1	1.8m (6 ft), other lengths available
6Y8-83553-02-00	System power supply	1	
6Y8-82582-11-00	Terminal cap white	2	

	Description	Qty	Note		Description	Qty	Note
6X9-762E0-00-00	EKS Kit - Single IY23	1		6X9-762J0-81-00	JS/AP Kit - Single IY23	1	
6X9-82716-21-00	EKS harness	1		6X9-8253V-01-00	Autopilot panel	1	
6X9-82570-70-00	Lanyard switch	1		6X9-88107-02-00	GPS antenna	1	
6X9-86254-00-00	Immobilizer + key fob (2pcs)	1	433 Mhz	6X9-8A410-00-00	Heading sensor	1	
6Y8-82521-11-00	Pigtail bus wire	1	0.6m (2 ft)	6X9-8591T-14-00	Boat Control Unit	1	
6Y8-48277-00-00	Sticker	1		6Y8-81920-11-00	Single hub	1	
				6X9-82386-01-00	BCU harness	1	Ext. available
				6YM-83553-00-00	Conversion harness	2	0.9m (3 ft)
				6X9-482A0-02-00	Joystick Assy - LED IY23	1	
				6KA-83720-00-00	Prop lights **	1	

HARNESS OPTIONS

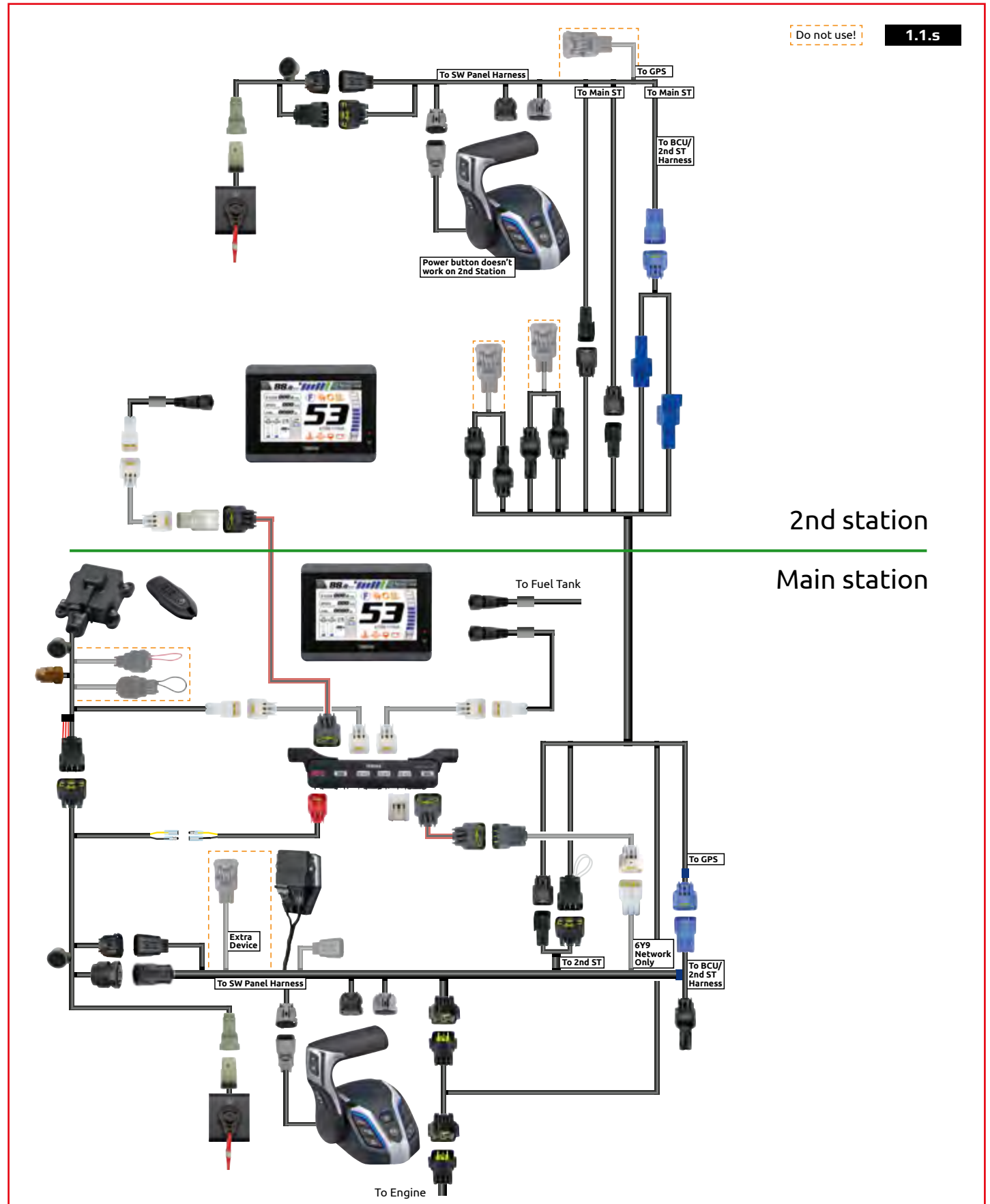
Main harness 16P	Length (m)	Main bus wire	Length	Pigtail bus wire	Length
6X6-8258A-91-00	1.5m (5 ft)	6Y8-82553-01-00	0.3m (1 ft)	6Y8-82521-01-00	0.3m (1 ft)
6X6-8258A-51-00	3.7m (12 ft)	6Y8-82553-50-00	3m (10 ft)	6Y8-82521-11-00	0.6m (2 ft)
6X6-8258A-61-00	5.2m (17 ft)	6Y8-82553-11-00	4.6m (15 ft)	6Y8-82521-21-00*	0.9m (3 ft)
6X6-8258A-01-00	6m (19 ft)	6Y8-82553-21-00	6.1m (20 ft)	6Y8-82521-31-00	1.8m (6 ft)
6X6-8258A-11-00	7m (23 ft)	6Y8-82553-31-00	7.6m (25 ft)	6Y8-82521-41-00	2.7m (9 ft)
6X6-8258A-21-00	8m (26 ft)	6Y8-82553-41-00	9.1m (30 ft)	6Y8-82521-51-00	3.6m (12 ft)
6X6-8258A-31-00	10m (32 ft)			* Max length GPS antenna connection	
6X6-8258A-41-00	12m (39 ft)	Helm harness	Length	AP Panel Ext Harness	Length
6X6-8258A-71-00	15m (49 ft)	6GR-8258A-00-00	0.9m (3 ft)	6X9-82521-00-00	4.6m (15 ft)
6X6-8258A-81-00	24m (79 ft)	6GR-8258A-40-00	1.8m (6 ft)	6X9-82521-10-00	9.1m (30 ft)

Rigging Diagrams

DBW REMOTE CONTROL (2ND STATION)

SINGLE 2ND STATION LEVEL 1

SINGLE ENGINE	6X9 DEC TM	CL5 DISPLAY	EKS SWITCH	DES STEERING	DUAL STATION
-------------------------	----------------------	-----------------------	----------------------	------------------------	------------------------



SINGLE 2ND STATION LEVEL 1 PARTS

	Description	Qty	Note
LEVEL 1	6X9-48205-30-00	6X9 Sgl Top Mt - 2nd Stn IY23	1 2nd station
	6YM-83710-14-00	CL5 display 2nd station*	1 Display only
	6YM-83553-00-00	Conversion harness for CL5	1
	6Y8-81920-11-00	Single hub	1
	6Y8-82521-11-00	Pigtail bus wire 0.6m / 2 ft	1 Other lengths available
	6Y8-82553-11-00	Main bus wire 4.6m / 15 ft	1 Other lengths available
	6X9-762E0-80-00	EKS Kit - Sgl 2nd Stn IY23	1
	6X9-8258A-00-00	2nd station harness Port 5m / 16 ft	1 Other lengths available
	*) For other display options, check the display section in this guide		

KIT CONTENTS

		Qty	Note
6X9-762E0-80-00	EKS Kit - Sgl 2nd Stn IY23		
6X9-82716-60-00	EKS harness	1	
6X9-82570-70-00	Lanyard switch	1	

HARNESS OPTIONS

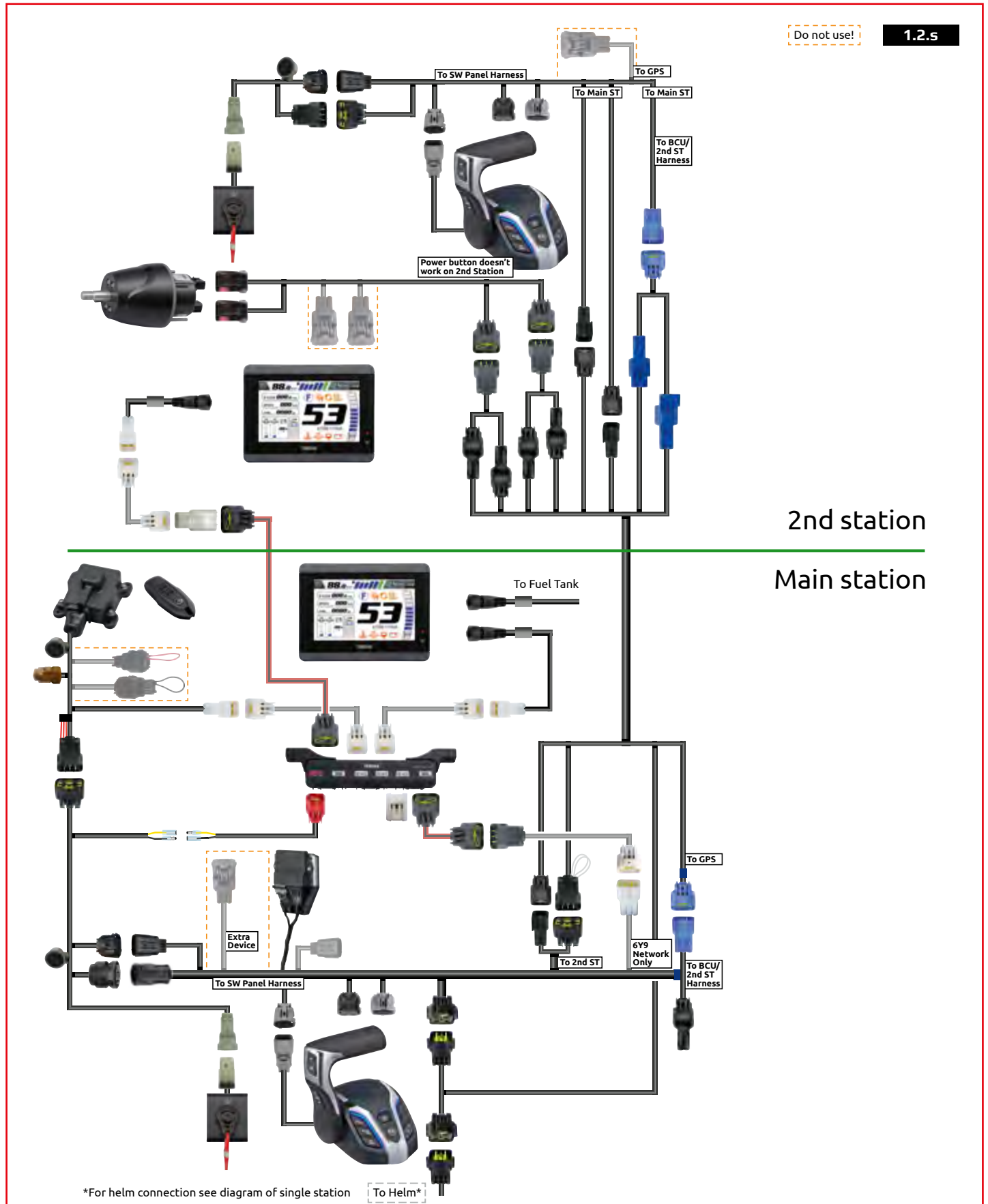
Main bus wire	Length	Pigtail bus wire	Length
6Y8-82553-01-00	0.3m (1 ft)	6Y8-82521-01-00	0.3m (1 ft)
6Y8-82553-50-00	3m (10 ft)	6Y8-82521-11-00	0.6m (2 ft)
6Y8-82553-11-00	4.6m (15 ft)	6Y8-82521-21-00	0.9m (3 ft)
6Y8-82553-21-00	6.1m (20 ft)	6Y8-82521-31-00	1.8m (6 ft)
6Y8-82553-31-00	7.6m (25 ft)	6Y8-82521-41-00	2.7m (9 ft)
6Y8-82553-41-00	9.1m (30 ft)	6Y8-82521-51-00	3.6m (12 ft)

Rigging Diagrams

DBW REMOTE CONTROL (2ND STATION)

SINGLE 2ND STATION LEVEL 2

SINGLE ENGINE	6X9 DEC TM	CL5 DISPLAY	EKS SWITCH	DES BOLT-ON	DUAL STATION
-------------------------	----------------------	-----------------------	----------------------	-----------------------	------------------------



SINGLE 2ND STATION LEVEL 2 PARTS

	Description	Qty	Note
	6X9-48205-30-00 6X9 Sgl Top Mt - 2nd Stn IY23	1	2nd station
	6YM-83710-14-00 CL5 display 2nd station*	1	Display only
	6YM-83553-00-00 Conversion harness for CL5	1	
	6Y8-81920-11-00 Single hub	1	
LEVEL 1	6Y8-82521-11-00 Pigtail bus wire 0.6m / 2 ft	1	Other lengths available
	6Y8-82553-11-00 Main bus wire 4.6m / 15 ft	1	Other lengths available
	6X9-762E0-80-00 EKS Kit - Sgl 2nd Stn IY23	1	
	6X9-8258A-00-00 2nd station harness Port 5m / 16 ft	1	Other lengths available
	6GR-8258A-V0-00 Extension harness**	1	XTO 375/425 only
LEVEL 2	6X9-615A0-10-00 Compact helm unit	1	Tilt type available (Kit: 6GR-762H0-01-00)
	6X9-8258A-B1-00 Helm harness 2nd station 0.9m / 3 ft	1	Other lengths available

*) For other display options, check the display section in this guide

KIT CONTENTS

		Qty	Note
6X9-762E0-80-00	EKS Kit - Sgl 2nd Stn IY23		
6X9-82716-60-00	EKS harness	1	
6X9-82570-70-00	Lanyard switch	1	

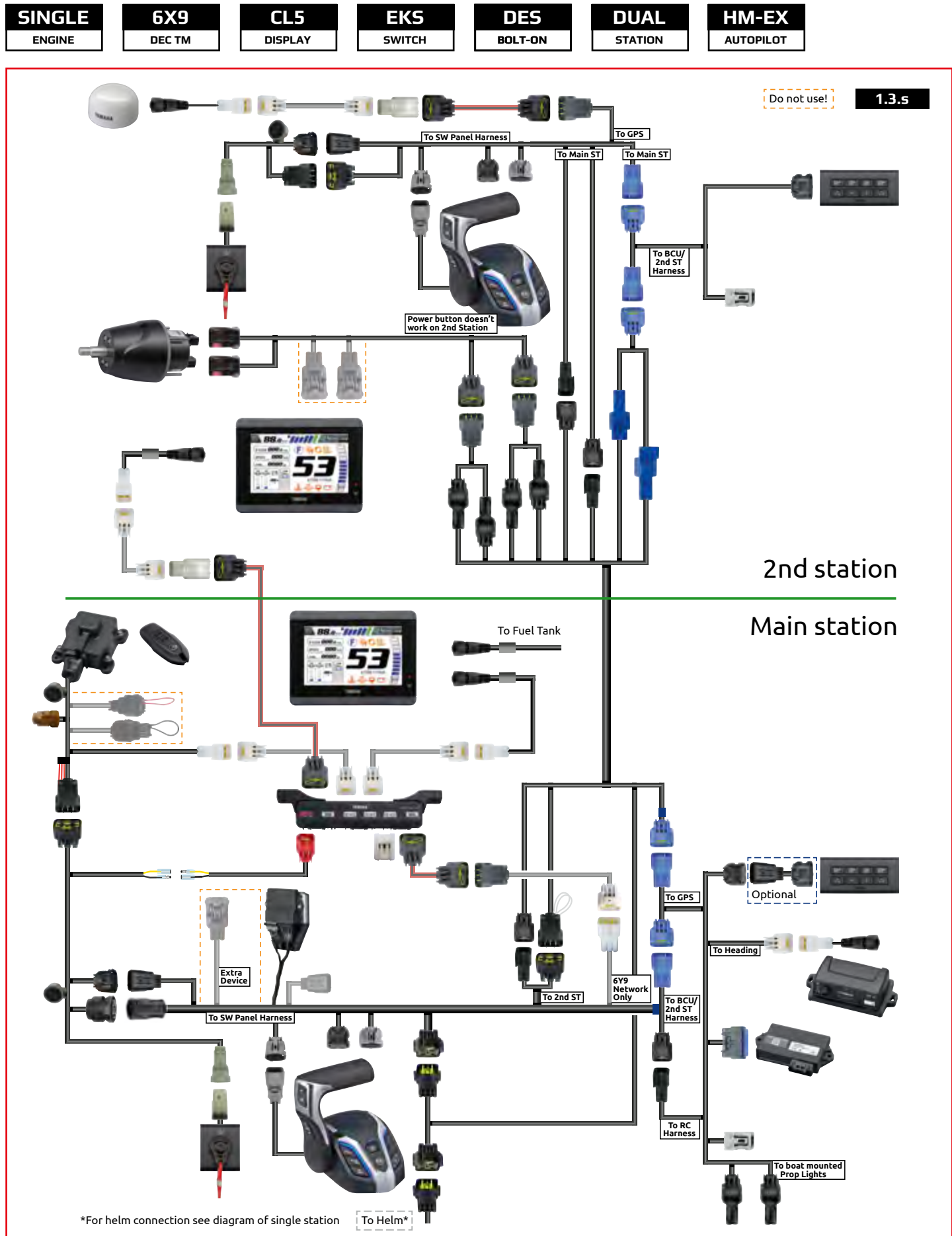
HARNESS OPTIONS

Main bus wire	Length	Pigtail bus wire	Length	2nd helm harness Port	Length
6Y8-82553-01-00	0.3m (1 ft)	6Y8-82521-01-00	0.3m (1 ft)	6X9-8258A-00-00	5m (16 ft)
6Y8-82553-50-00	3m (10 ft)	6Y8-82521-11-00	0.6m (2 ft)	6X9-8258A-10-00	8m (26 ft)
6Y8-82553-11-00	4.6m (15 ft)	6Y8-82521-21-00	0.9m (3 ft)	6X9-8258A-20-00	12m (38 ft)
6Y8-82553-21-00	6.1m (20 ft)	6Y8-82521-31-00	1.8m (6 ft)		
6Y8-82553-31-00	7.6m (25 ft)	6Y8-82521-41-00	2.7m (9 ft)		
6Y8-82553-41-00	9.1m (30 ft)	6Y8-82521-51-00	3.6m (12 ft)		

Rigging Diagrams

DBW REMOTE CONTROL (2ND STATION)

SINGLE 2ND STATION LEVEL 3



SINGLE 2ND STATION LEVEL 3 PARTS

	Description	Qty	Note
	6X9-48205-30-00 6X9 Sgl Top Mt - 2nd Stn IY23	1	2nd station
	6YM-83710-14-00 CL5 display 2nd station*	1	Display only
	6YM-83553-00-00 Conversion harness for CL5	1	
	6Y8-81920-11-00 Single hub	1	
LEVEL 1	6Y8-82521-11-00 Pigtail bus wire 0.6m / 2 ft	1	Other lengths available
	6Y8-82553-11-00 Main bus wire 4.6m / 15 ft	1	Other lengths available
	6X9-762E0-80-00 EKS Kit - Sgl 2nd Stn IY23	1	
	6X9-8258A-00-00 2nd station harness Port 5m / 16 ft	1	Other lengths available
	6GR-8258A-V0-00 Extension harness**	1	XTO 375/425 only
LEVEL 2	6X9-615A0-10-00 Compact helm unit	1	Tilt type available (Kit: 6GR-762H0-01-00)
	6X9-8258A-B1-00 Helm harness 2nd station 0.9m / 3 ft	1	Other lengths available
	6X9-762P0-11-00 Autopilot kit - 2nd station	1	
LEVEL 3	6X9-82521-00-00 AP Panel Ext Harness 4.6m / 15 ft	1	(Optional) Other length available

Level 3 requires an compatible multi-function display for map functions
 *) For other display options, check the display section in this guide

KIT CONTENTS

6X9-762E0-80-00	EKS Kit - Sgl 2nd Stn IY23	Qty	Note
6X9-82716-60-00	EKS harness	1	
6X9-82570-70-00	Lanyard switch	1	
6X9-762P0-11-00	Autopilot Kit - 2nd station	Qty	Note
6X9-8253V-01-00	Autopilot panel	1	
6X9-82386-10-00	BCU harness	1	Extention available

HARNESS OPTIONS

Main bus wire	Length	Pigtail bus wire	Length	2nd helm harness Port	Length
6Y8-82553-01-00	0.3m (1 ft)	6Y8-82521-01-00	0.3m (1 ft)	6X9-8258A-00-00	5m (16 ft)
6Y8-82553-50-00	3m (10 ft)	6Y8-82521-11-00	0.6m (2 ft)	6X9-8258A-10-00	8m (26 ft)
6Y8-82553-11-00	4.6m (15 ft)	6Y8-82521-21-00*	0.9m (3 ft)	6X9-8258A-20-00	12m (38 ft)
6Y8-82553-21-00	6.1m (20 ft)	6Y8-82521-31-00	1.8m (6 ft)		
6Y8-82553-31-00	7.6m (25 ft)	6Y8-82521-41-00	2.7m (9 ft)		
6Y8-82553-41-00	9.1m (30 ft)	6Y8-82521-51-00	3.6m (12 ft)		

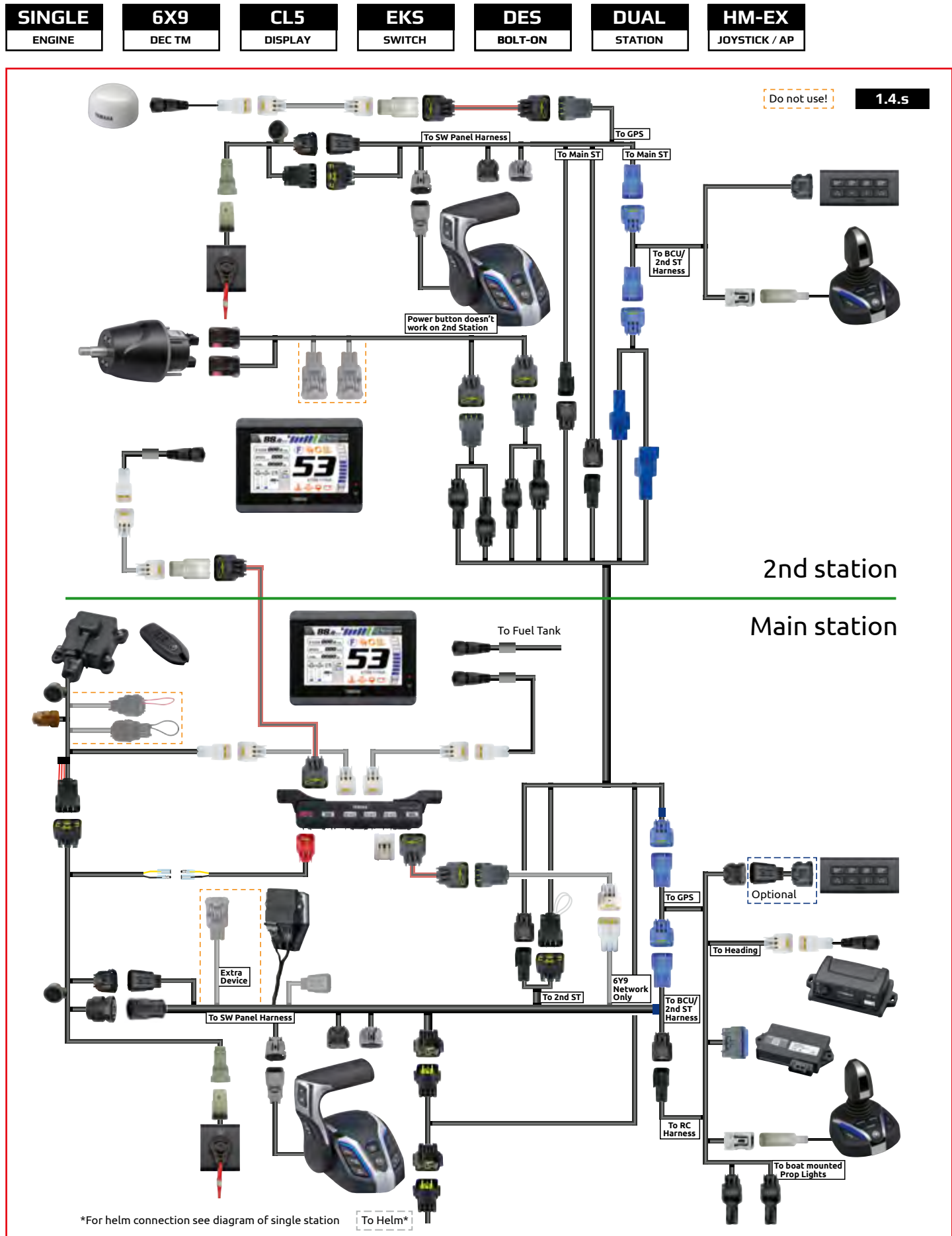
* Max length GPS antenna connection

AP Panel Ext Harness	Length
6X9-82521-00-00	4.6m (15 ft)
6X9-82521-10-00	9.1m (30 ft)

Rigging Diagrams

DBW REMOTE CONTROL (2ND STATION)

SINGLE 2ND STATION LEVEL 3-4



SINGLE 2ND STATION LEVEL 3-4 PARTS

	Description	Qty	Note
	6X9-48205-30-00 6X9 Sgl Top Mt - 2nd Stn IY23	1	2nd station
	6YM-83710-14-00 CL5 display 2nd station*	1	Display only
	6YM-83553-00-00 Conversion harness for CL5	1	
	6Y8-81920-11-00 Single hub	1	
LEVEL 1	6Y8-82521-11-00 Pigtail bus wire 0.6m / 2 ft	1	Other lengths available
	6Y8-82553-11-00 Main bus wire 4.6m / 15 ft	1	Other lengths available
	6X9-762E0-80-00 EKS Kit - Sgl 2nd Stn IY23	1	
	6X9-8258A-00-00 2nd station harness Port 5m / 16 ft	1	Other lengths available
	6GR-8258A-V0-00 Extension harness**	1	XTO 375/425 only
LEVEL 2	6X9-615A0-10-00 Compact helm unit	1	Tilt type available (Kit: 6GR-762H0-01-00)
	6X9-8258A-B1-00 Helm harness 2nd station 0.9m / 3 ft	1	
	6X9-762P0-11-00 Autopilot Kit - 2nd station	1	
LEVEL 3-4	6X9-482A0-02-00 Joystick Assy - LED IY23	1	
	6X9-82521-00-00 AP Panel Ext Harness 4.6m / 15 ft	1	(Optional) Other length available
Level 3-4 requires an compatible multi-function display for map functions			
*) For other display options, check the display section in this guide			

KIT CONTENTS

6X9-762B0-G1-00	EKS Kit - Single 2nd station	Qty	Note
6X9-82570-B1-00	All start / stop switch	1	
6X9-82716-60-00	EKS harness	1	
6X9-762P0-11-00	Autopilot Kit - 2nd station	Qty	Note
6X9-8253V-01-00	Autopilot panel	1	
6X9-82386-10-00	BCU harness	1	Extention available

HARNESS OPTIONS

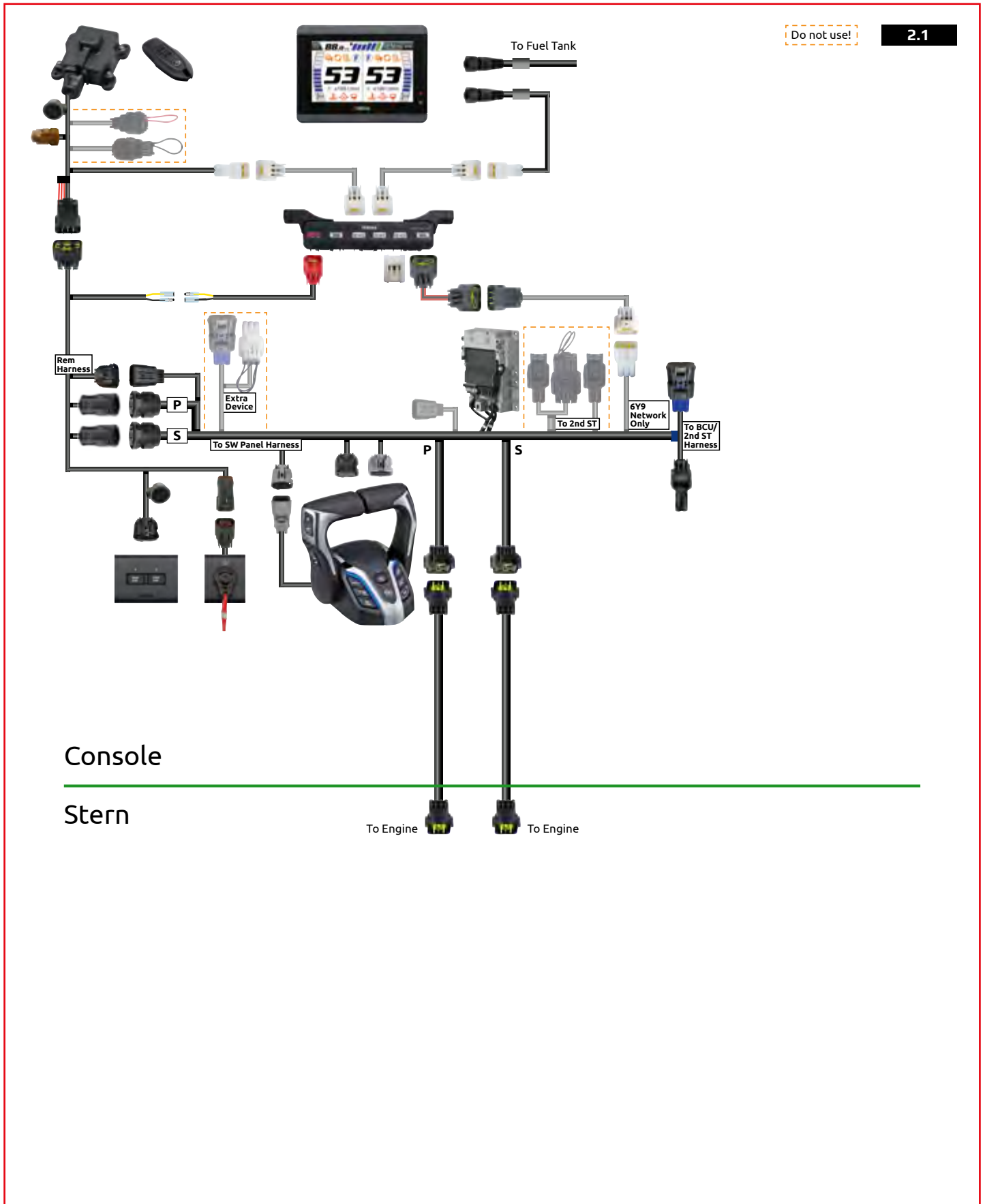
Main bus wire	Length	Pigtail bus wire	Length	2nd helm harness Port	Length
6Y8-82553-01-00	0.3m (1 ft)	6Y8-82521-01-00	0.3m (1 ft)	6X9-8258A-00-00	5m (16 ft)
6Y8-82553-50-00	3m (10 ft)	6Y8-82521-11-00	0.6m (2 ft)	6X9-8258A-10-00	8m (26 ft)
6Y8-82553-11-00	4.6m (15 ft)	6Y8-82521-21-00*	0.9m (3 ft)	6X9-8258A-20-00	12m (38 ft)
6Y8-82553-21-00	6.1m (20 ft)	6Y8-82521-31-00	1.8m (6 ft)		
6Y8-82553-31-00	7.6m (25 ft)	6Y8-82521-41-00	2.7m (9 ft)		
6Y8-82553-41-00	9.1m (30 ft)	6Y8-82521-51-00	3.6m (12 ft)		
		* Max length GPS antenna connection			
AP Panel Ext Harness	Length				
6X9-82521-00-00	4.6m (15 ft)				
6X9-82521-10-00	9.1m (30 ft)				

Rigging Diagrams

DBW REMOTE CONTROL (MAIN STATION)

TWIN LEVEL 1

TWIN ENGINE	6X9 DEC TM	CL5 DISPLAY	EKS SWITCH	DES STEERING	SINGLE STATION
-----------------------	----------------------	-----------------------	----------------------	------------------------	--------------------------



TWIN LEVEL 1 PARTS

	Description	Qty	Note
	6X9-48207-20-00	6X9 Twin Top Mt DEC IY23	1
	6YM-762G0-05-00	CL5 Color Touch Gauge Kit - DEC*	1
LEVEL 1	6X9-762E0-10-00	EKS Kit - Twin IY23	1
	6X6-8258A-21-00	Main harness 16P 26ft / 8m	1 Other lengths available
	6X6-8258A-31-00	Main harness 16P 32ft / 10m	1 Other lengths available

*) For other display options, check the display section in this guide

KIT CONTENTS

	Description	Qty	Note
6YM-762G0-05-00	CL5 Color Touch Gauge Kit - DEC	1	
6YM-83710-14-00	CL5 display	1	
6YM-83553-00-00	Conversion harness	1	0.9 m (3 ft)
6YD-8356N-00-00	Fuel tank wire	1	
6Y8-81920-01-00	Multi hub	1	
6Y9-83553-00-00	Conversion harness	1	
6Y8-82553-01-00	Main bus wire	1	0.3m (1 ft), other lengths available
6Y8-82521-31-00	Pigtail bus wire	1	1.8m (6 ft), other lengths available
6Y8-83553-02-00	System power supply	1	
6Y8-82582-11-00	Terminal cap white	2	

	Description	Qty	Note
6X9-762E0-10-00	EKS Kit - Twin IY23	1	
6X9-82570-31-00	Individual start / stop	1	
6X9-82716-50-00	EKS harness	1	
6X9-82570-80-00	Lanyard switch	1	
6X9-86254-04-00	Immobilizer + key fob (2pcs)	1	433Mhz
6Y8-82521-11-00	Pigtail bus wire	1	0.6m (2 ft)
6Y8-48277-00-00	Sticker	1	

HARNESS OPTIONS

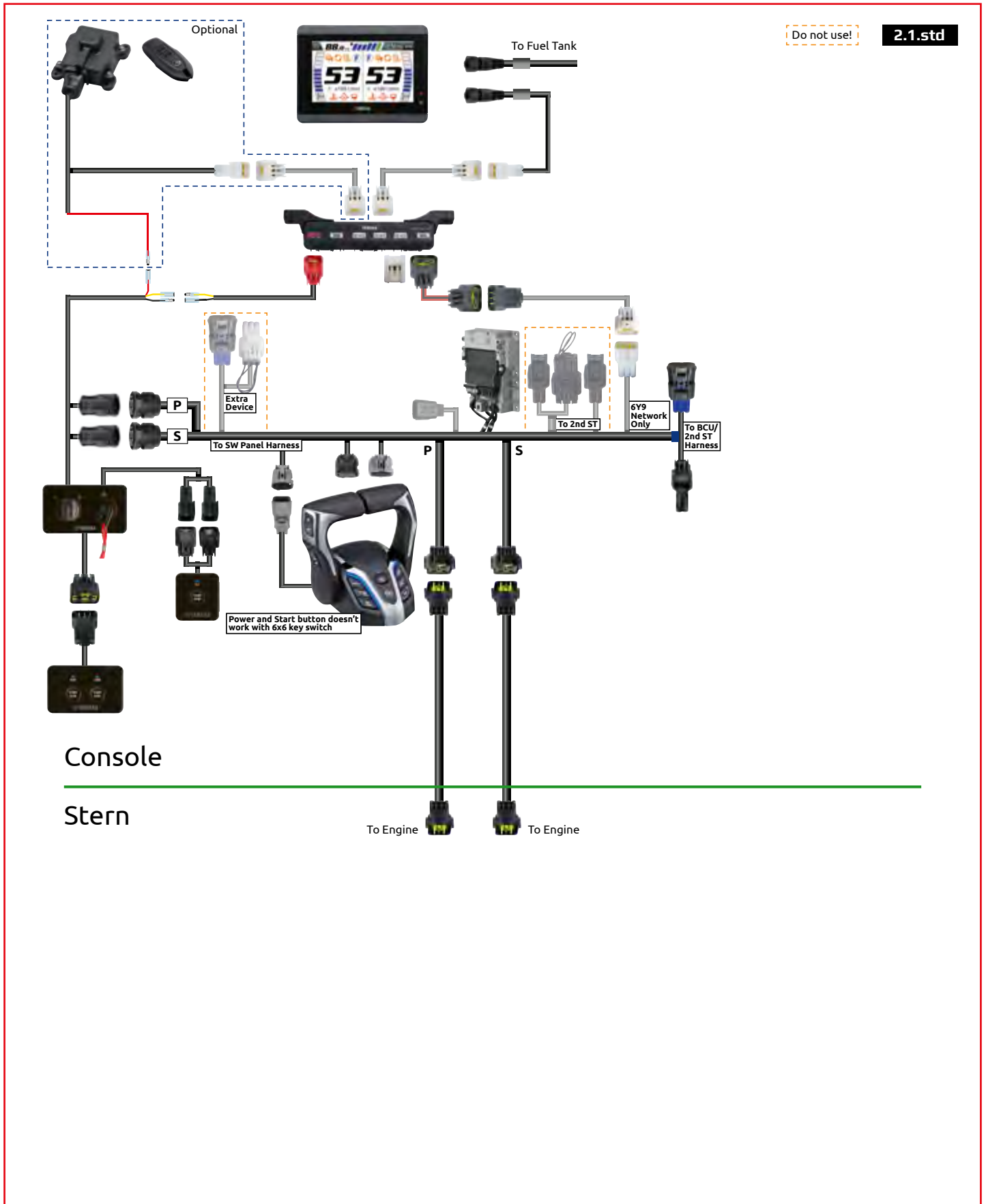
Main harness 16P	Length (m)	Main bus wire	Length	Pigtail bus wire	Length
6X6-8258A-91-00	1.5m (5 ft)	6Y8-82553-01-00	0.3m (1 ft)	6Y8-82521-01-00	0.3m (1 ft)
6X6-8258A-51-00	3.7m (12 ft)	6Y8-82553-50-00	3m (10 ft)	6Y8-82521-11-00	0.6m (2 ft)
6X6-8258A-61-00	5.2m (17 ft)	6Y8-82553-11-00	4.6m (15 ft)	6Y8-82521-21-00	0.9m (3 ft)
6X6-8258A-01-00	6m (19 ft)	6Y8-82553-21-00	6.1m (20 ft)	6Y8-82521-31-00	1.8m (6 ft)
6X6-8258A-11-00	7m (23 ft)	6Y8-82553-31-00	7.6m (25 ft)	6Y8-82521-41-00	2.7m (9 ft)
6X6-8258A-21-00	8m (26 ft)	6Y8-82553-41-00	9.1m (30 ft)	6Y8-82521-51-00	3.6m (12 ft)
6X6-8258A-31-00	10m (32 ft)				
6X6-8258A-41-00	12m (39 ft)				
6X6-8258A-71-00	15m (49 ft)				
6X6-8258A-81-00	24m (79 ft)				

Rigging Diagrams

DBW REMOTE CONTROL (MAIN STATION)

TWIN LEVEL 1 STANDARD

TWIN ENGINE	6X9 DEC TM	CL5 DISPLAY	STD SWITCH	DES STEERING	SINGLE STATION
-----------------------	----------------------	-----------------------	----------------------	------------------------	--------------------------



TWIN LEVEL 1 STANDARD PARTS

	Description	Qty	Note	
LEVEL 1	6X9-48207-20-00	6X9 Twin Top Mt DEC IY23	1	
	6YM-762G0-05-00	CL5 Color Touch Gauge Kit - DEC*	1	
	6X9-762D0-03-00	Immobilizer Kit	1	
	6X6-762B0-01-00	Main switch Kit	1	All start option 6X6-82570-D0-00
	6X6-8258A-21-00	Main harness 16P 8m / 26 ft	1	Other lengths available
	6X6-8258A-31-00	Main harness 16P 10m / 32 ft	1	Other lengths available
	*) For other display options, check the display section in this guide			

KIT CONTENTS

	Description	Qty	Note
6YM-762G0-05-00	CL5 Color Touch Gauge Kit - DEC	1	
6YM-83710-14-00	CL5 display	1	
6YM-83553-00-00	Conversion harness	1	0.9 m (3 ft)
6YD-8356N-00-00	Fuel tank wire	1	
6Y8-81920-01-00	Multihub	1	
6Y9-83553-00-00	Conversion harness	1	
6Y8-82553-01-00	Main bus wire	1	0.3m (1 ft), other lengths available
6Y8-82521-31-00	Pigtail bus wire	1	1.8m (6 ft), other lengths available
6Y8-83553-02-00	System power supply	1	
6Y8-82582-11-00	Terminal cap white	2	

	Description	Qty	Note
6X9-762D0-03-00	Immobilizer Kit	1	
6X9-86254-00-00	Immobilizer + key fob (2pcs)	1	433Mhz
6Y8-82521-11-00	Pigtail bus wire	1	0.6m (2 ft)
6Y8-48277-00-00	Sticker	1	

HARNESS OPTIONS

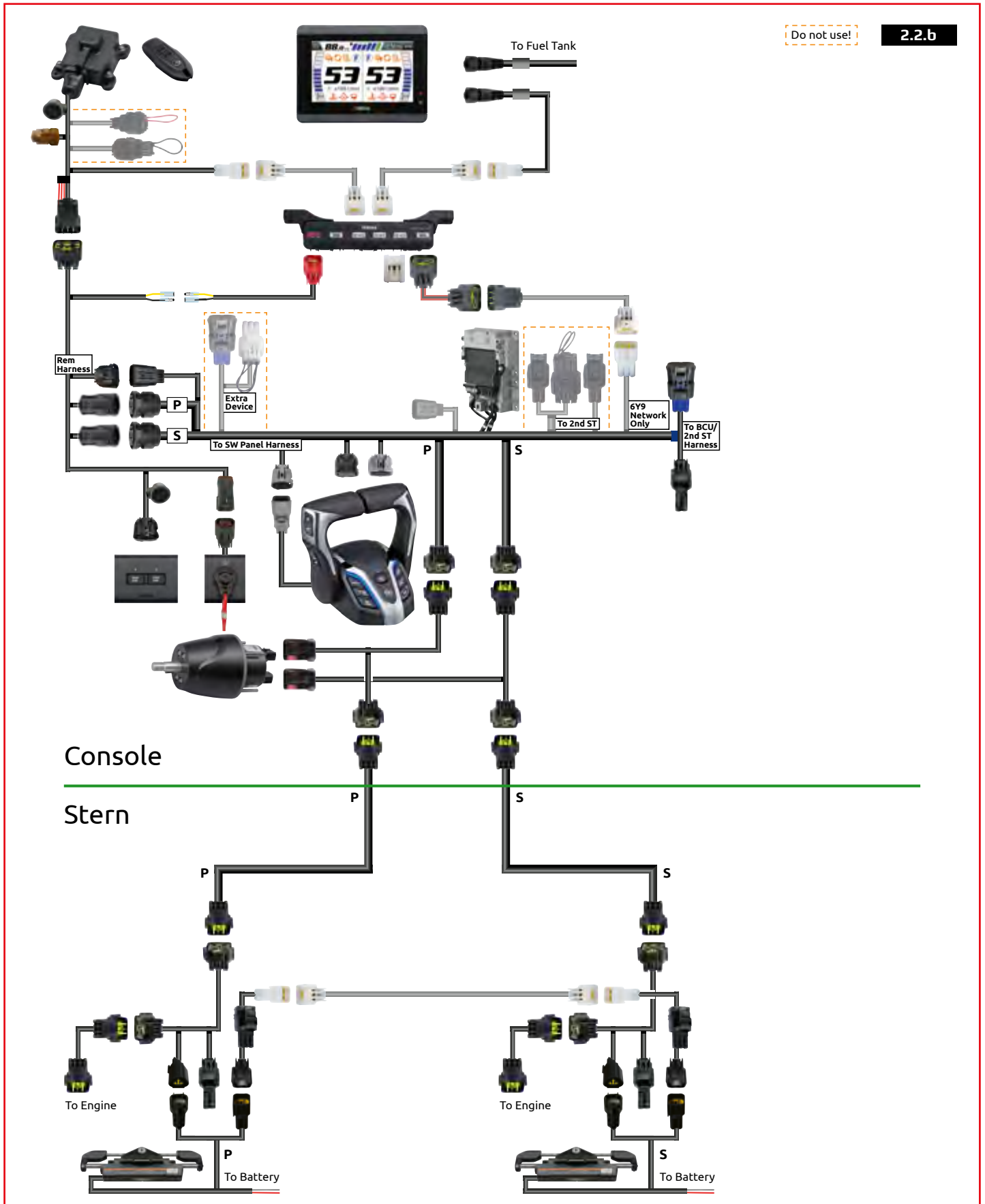
Main harness 16P	Length (m)	Main bus wire	Length	Pigtail bus wire	Length
6X6-8258A-91-00	1.5m (5 ft)	6Y8-82553-01-00	0.3m (1 ft)	6Y8-82521-01-00	0.3m (1 ft)
6X6-8258A-51-00	3.7m (12 ft)	6Y8-82553-50-00	3m (10 ft)	6Y8-82521-11-00	0.6m (2 ft)
6X6-8258A-61-00	5.2m (17 ft)	6Y8-82553-11-00	4.6m (15 ft)	6Y8-82521-21-00	0.9m (3 ft)
6X6-8258A-01-00	6m (19 ft)	6Y8-82553-21-00	6.1m (20 ft)	6Y8-82521-31-00	1.8m (6 ft)
6X6-8258A-11-00	7m (23 ft)	6Y8-82553-31-00	7.6m (25 ft)	6Y8-82521-41-00	2.7m (9 ft)
6X6-8258A-21-00	8m (26 ft)	6Y8-82553-41-00	9.1m (30 ft)	6Y8-82521-51-00	3.6m (12 ft)
6X6-8258A-31-00	10m (32 ft)				
6X6-8258A-41-00	12m (39 ft)				
6X6-8258A-71-00	15m (49 ft)				
6X6-8258A-81-00	24m (79 ft)				

Rigging Diagrams

DBW REMOTE CONTROL (MAIN STATION)

TWIN LEVEL 2 BOLT-ON

TWIN ENGINE	6X9 DEC TM	CL5 DISPLAY	EKS SWITCH	DES BOLT-ON	SINGLE STATION
-----------------------	----------------------	-----------------------	----------------------	-----------------------	--------------------------



TWIN LEVEL 2 BOLT-ON PARTS

	Description	Qty	Note	
LEVEL 1	6X9-48207-20-00	6X9 Twin Top Mt DEC IY23	1	
	6YM-762G0-05-00	CL5 Color Touch Gauge Kit - DEC*	1	
	6X9-762E0-10-00	EKS Kit - Twin IY23	1	
	6X6-8258A-21-00	Main harness 16P 26ft / 8m	1	Other lengths available
	6X6-8258A-31-00	Main harness 16P 32ft / 10m	1	Other lengths available
LEVEL 2	6X9-762S0-03-00	Bolt-on DES Kit	2	
	6X9-438A0-00-00	Steering actuator harness 2.4m / 8 ft	2	Other lengths available
	6X6-8258A-51-00	Main harness 16P 3.7m / 12 ft	2	Other lengths available
	6X9-615A0-10-00	Compact helm unit	1	Tilt type available (Kit: 6GR-762H0-01-00)
	6Y8-82521-11-00	Pigtail bus wire 0.6m / 2 ft	1	Other lengths available
	6GR-81115-00-00	SCU link harness (Port/Stbd) 1.5m (5 ft)	2	Other lengths available
	6GR-8258A-10-00	Helm harness main station Twin/Triple/Quad 0.9m / 3 ft	2	Other lengths available

*) For other display options, check the display section in this guide

KIT CONTENTS

		Qty	Note
6YM-762G0-05-00	CL5 Color Touch Gauge Kit - DEC		
6YM-83710-14-00	CL5 display	1	
6YM-83553-00-00	Conversion harness	1	0.9 m (3 ft)
6YD-8356N-00-00	Fuel tank wire	1	
6Y8-81920-01-00	Multihub	1	
6Y9-83553-00-00	Conversion harness	1	
6Y8-82553-01-00	Main bus wire	1	0.3m (1 ft), other lengths available
6Y8-82521-31-00	Pigtail bus wire	1	1.8m (6 ft), other lengths available
6Y8-83553-02-00	System power supply	1	
6Y8-82582-11-00	Terminal cap white	2	

		Qty	Note
6X9-762E0-10-00	EKS Kit - Twin IY23		
6X9-82570-31-00	Individual start / stop	1	
6X9-82716-50-00	EKS harness	1	
6X9-82570-80-00	Lanyard switch	1	
6X9-86254-04-00	Immobilizer + key fob (2pcs)	1	433Mhz
6Y8-82521-11-00	Pigtail bus wire	1	0.6m (2 ft)
6Y8-48277-00-00	Sticker	1	

		Qty	Note
6X9-762S0-03-00	Bolt-on DES Kit		
6X9-42401-00-00	Actuator	1	
6X9-8258A-90-00	Split harness	1	

HARNESS OPTIONS

Main harness 16P	Length (m)	Main bus wire	Length	Pigtail bus wire	Length
6X6-8258A-91-00	1.5m (5 ft)	6Y8-82553-01-00	0.3m (1 ft)	6Y8-82521-01-00	0.3m (1 ft)
6X6-8258A-51-00	3.7m (12 ft)	6Y8-82553-50-00	3m (10 ft)	6Y8-82521-11-00	0.6m (2 ft)
6X6-8258A-61-00	5.2m (17 ft)	6Y8-82553-11-00	4.6m (15 ft)	6Y8-82521-21-00	0.9m (3 ft)
6X6-8258A-01-00	6m (19 ft)	6Y8-82553-21-00	6.1m (20 ft)	6Y8-82521-31-00	1.8m (6 ft)
6X6-8258A-11-00	7m (23 ft)	6Y8-82553-31-00	7.6m (25 ft)	6Y8-82521-41-00	2.7m (9 ft)
6X6-8258A-21-00	8m (26 ft)	6Y8-82553-41-00	9.1m (30 ft)	6Y8-82521-51-00	3.6m (12 ft)

	Length	Steering actuator harness	Length	Helm harness	Length
6X6-8258A-41-00	12m (39 ft)	6X9-438A0-00-00	2.4m (8 ft)	6GR-8258A-11-00	0.9m (3 ft)
6X6-8258A-71-00	15m (49 ft)	6X9-438A0-10-00	4.5m (15 ft)	6GR-8258A-51-00	1.8m (6 ft)
6X6-8258A-81-00	24m (79 ft)			6GR-8258A-61-00	2.7m (9 ft)

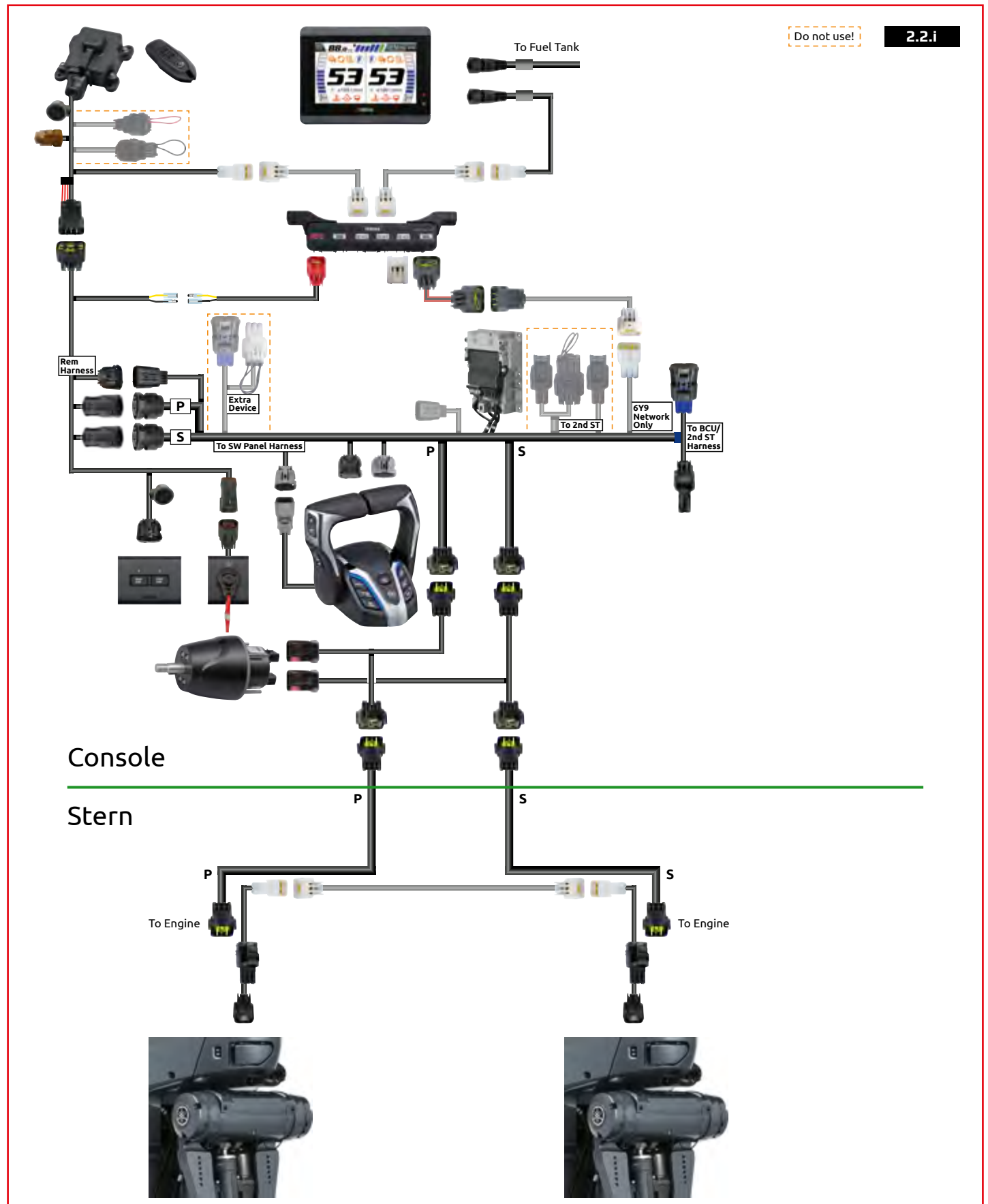
SCU Link harness P/S	Length
6X9-81115-00-00	0.3m (1 ft)
6GR-81115-00-00	1.5m (5 ft)
6GR-81115-10-00	3.0m (10 ft)

Rigging Diagrams

DBW REMOTE CONTROL (MAIN STATION)

TWIN LEVEL 2 INTEGRATED

TWIN ENGINE	6X9 DEC TM	CL5 DISPLAY	EKS SWITCH	DES INTEGRATED	SINGLE STATION
-----------------------	----------------------	-----------------------	----------------------	--------------------------	--------------------------



TWIN LEVEL 2 INTEGRATED PARTS

	Description	Qty	Note	
LEVEL 1	6X9-48207-20-00	6X9 Twin Top Mt DEC IY23	1	
	6YM-762G0-05-00	CL5 Color Touch Gauge Kit - DEC*	1	
	6X9-762E0-10-00	EKS Kit - Twin IY23	1	
	6X6-8258A-21-00	Main harness 16P 26ft / 8m	1	Other lengths available
	6X6-8258A-31-00	Main harness 16P 32ft / 10m	1	Other lengths available
LEVEL 2	6X9-615A0-10-00	Compact helm unit	1	Tilt type available (Kit: 6GR-762H0-01-00)
	6GR-81115-00-00	SCU link harness (Port/ Stbd) 1.5m (5 ft)	2	Other lengths available
	6Y8-82521-11-00	Pigtail bus wire 0.6m / 2 ft	1	Other lengths available
	6GR-8258A-10-00	Helm harness main station Twin/Triple/Quad 0.9m / 3 ft	2	Other lengths available

*) For other display options, check the display section in this guide

KIT CONTENTS

	Description	Qty	Note
6YM-762G0-05-00	CL5 Color Touch Gauge Kit - DEC	1	
6YM-83710-14-00	CL5 display	1	
6YM-83553-00-00	Conversion harness	1	0.9 m (3 ft)
6YD-8356N-00-00	Fuel tank wire	1	
6Y8-81920-01-00	Multi hub	1	
6Y9-83553-00-00	Conversion harness	1	
6Y8-82553-01-00	Main bus wire	1	0.3m (1 ft), other lengths available
6Y8-82521-31-00	Pigtail bus wire	1	1.8m (6 ft), other lengths available
6Y8-83553-02-00	System power supply	1	
6Y8-82582-11-00	Terminal cap white	2	

	Description	Qty	Note
6X9-762E0-10-00	EKS Kit - Twin IY23	1	
6X9-82570-31-00	Individual start / stop	1	
6X9-82716-50-00	EKS harness	1	
6X9-82570-80-00	Lanyard switch	1	
6X9-86254-04-00	Immobilizer + key fob (2pcs)	1	433Mhz
6Y8-82521-11-00	Pigtail bus wire	1	0.6m (2 ft)
6Y8-48277-00-00	Sticker	1	

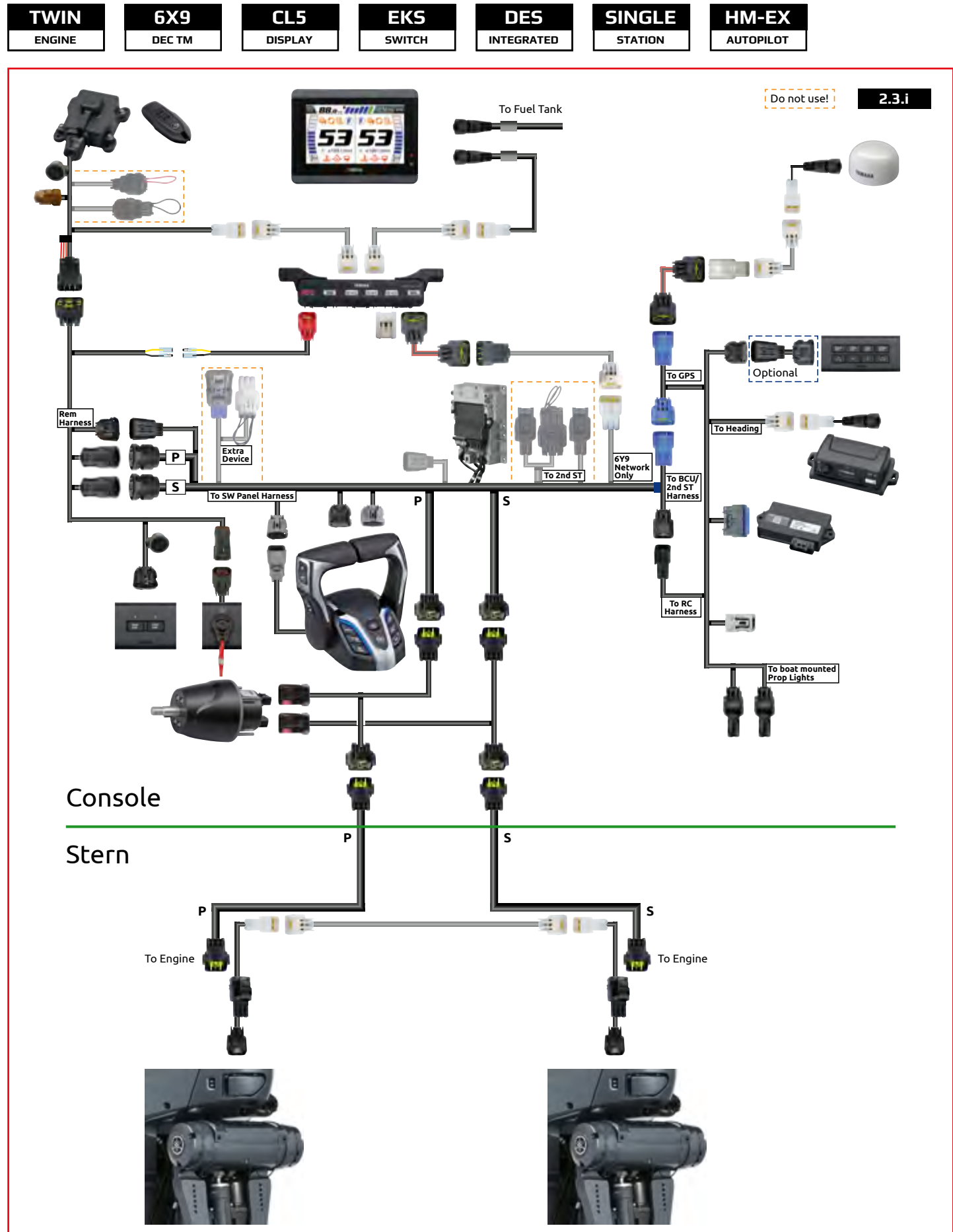
HARNESS OPTIONS

Main harness 16P	Length (m)	Main bus wire	Length	Pigtail bus wire	Length
6X6-8258A-91-00	1.5m (5 ft)	6Y8-82553-01-00	0.3m (1 ft)	6Y8-82521-01-00	0.3m (1 ft)
6X6-8258A-51-00	3.7m (12 ft)	6Y8-82553-50-00	3m (10 ft)	6Y8-82521-11-00	0.6m (2 ft)
6X6-8258A-61-00	5.2m (17 ft)	6Y8-82553-11-00	4.6m (15 ft)	6Y8-82521-21-00	0.9m (3 ft)
6X6-8258A-01-00	6m (19 ft)	6Y8-82553-21-00	6.1m (20 ft)	6Y8-82521-31-00	1.8m (6 ft)
6X6-8258A-11-00	7m (23 ft)	6Y8-82553-31-00	7.6m (25 ft)	6Y8-82521-41-00	2.7m (9 ft)
6X6-8258A-21-00	8m (26 ft)	6Y8-82553-41-00	9.1m (30 ft)	6Y8-82521-51-00	3.6m (12 ft)
6X6-8258A-31-00	10m (32 ft)				
6X6-8258A-41-00	12m (39 ft)	Helm harness	Length	SCU Link harness P/S	Length
6X6-8258A-71-00	15m (49 ft)	6GR-8258A-10-00	0.9m (3 ft)	6X9-81115-00-00	0.3m (1 ft)
6X6-8258A-81-00	24m (79 ft)	6GR-8258A-50-00	1.8m (6 ft)	6GR-81115-00-00	1.5m (5 ft)
		6GR-8258A-60-00	2.7m (9 ft)	6GR-81115-10-00	3.0m (10 ft)

Rigging Diagrams

DBW REMOTE CONTROL (MAIN STATION)

TWIN LEVEL 3 INTEGRATED



TWIN LEVEL 3 INTEGRATED PARTS

	Description	Qty	Note	
LEVEL 1	6X9-48207-20-00	6X9 Twin Top Mt DEC IY23	1	
	6YM-762G0-05-00	CL5 Color Touch Gauge Kit - DEC*	1	
	6X9-762E0-10-00	EKS Kit - Twin IY23	1	
	6X6-8258A-21-00	Main harness 16P 26ft / 8m	1	Other lengths available
	6X6-8258A-31-00	Main harness 16P 32ft / 10m	1	Other lengths available
LEVEL 2	6X9-615A0-10-00	Compact helm unit	1	Tilt type available (Kit: 6GR-762H0-01-00)
	6GR-81115-00-00	SCU link harness (Port/ Stbd) 1.5m (5 ft)	2	Other lengths available
	6Y8-82521-11-00	Pigtail bus wire 0.6m / 2 ft	1	Other lengths available
	6GR-8258A-10-00	Helm harness main station Twin/Triple/Quad 0.9m / 3 ft	2	Other lengths available
	6X9-762P0-06-00	Autopilot Kit	1	
LEVEL 3	6Y8-82553-50-00	Main bus wire 3m / 10 ft	1	Other length available
	6Y8-82521-01-00	Pigtail bus wire 0.3m / 1 ft	1	Other length available
	6X9-82521-00-00	AP Panel Ext Harness 4.6m / 15 ft	1	(Optional) Other length available
	Level 3 requires an compatible multi-function display for map functions			
*) For other display options, check the display section in this guide				

KIT CONTENTS

	Description	Qty	Note
6YM-762G0-05-00	CL5 Color Touch Gauge Kit - DEC		
6YM-83710-14-00	CL5 display	1	
6YM-83553-00-00	Conversion harness	1	0.9 m (3 ft)
6YD-8356N-00-00	Fuel tank wire	1	
6Y8-81920-01-00	Multi hub	1	
6Y9-83553-00-00	Conversion harness	1	
6Y8-82553-01-00	Main bus wire	1	0.3m (1 ft), other lengths available
6Y8-82521-31-00	Pigtail bus wire	1	1.8m (6 ft), other lengths available
6Y8-83553-02-00	System power supply	1	
6Y8-82582-11-00	Terminal cap white	2	

	Description	Qty	Note		Description	Qty	Note
6X9-762E0-10-00	EKS Kit - Twin IY23			6X9-762P0-06-00	Autopilot Kit		
6X9-82570-31-00	Individual start / stop	1		6X9-8253V-01-00	Autopilot panel	1	
6X9-82716-50-00	EKS harness	1		6X9-88107-00-00	GPS antenna	1	
6X9-82570-80-00	Lanyard switch	1		6X9-8A410-00-00	Heading sensor	1	
6X9-86254-04-00	Immobilizer + key Fob (2pcs)	1	433Mhz	6X9-8591T-14-00	Boat Control Unit	1	
6Y8-82521-11-00	Pigtail bus wire	1	0.6m (2 ft)	6Y8-81920-11-00	Single hub	1	
6Y8-48277-00-00	Sticker	1		6X9-82386-01-00	BCU harness	1	Ext. available
				6YM-83553-00-00	Conversion harness	2	0.9m (3 ft)

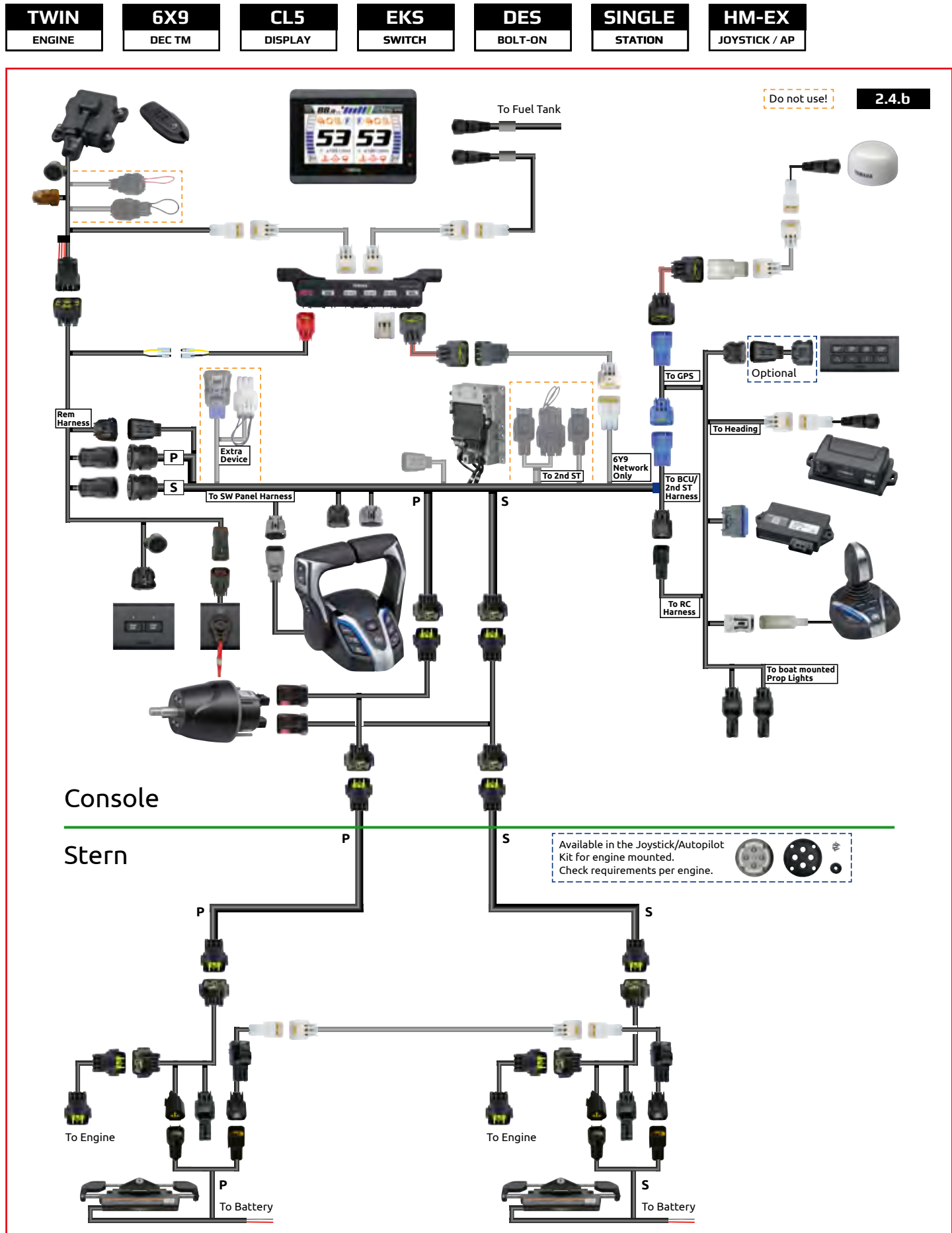
HARNESS OPTIONS

Main harness 16P		Main bus wire		Pigtail bus wire	
	Length (m)		Length		Length
6X6-8258A-91-00	1.5m (5 ft)	6Y8-82553-01-00	0.3m (1 ft)	6Y8-82521-01-00	0.3m (1 ft)
6X6-8258A-51-00	3.7m (12 ft)	6Y8-82553-50-00	3m (10 ft)	6Y8-82521-11-00	0.6m (2 ft)
6X6-8258A-61-00	5.2m (17 ft)	6Y8-82553-11-00	4.6m (15 ft)	6Y8-82521-21-00*	0.9m (3 ft)
6X6-8258A-01-00	6m (19 ft)	6Y8-82553-21-00	6.1m (20 ft)	6Y8-82521-31-00	1.8m (6 ft)
6X6-8258A-11-00	7m (23 ft)	6Y8-82553-31-00	7.6m (25 ft)	6Y8-82521-41-00	2.7m (9 ft)
6X6-8258A-21-00	8m (26 ft)	6Y8-82553-41-00	9.1m (30 ft)	6Y8-82521-51-00	3.6m (12 ft)
6X6-8258A-31-00	10m (32 ft)			* Max length GPS antenna connection	
6X6-8258A-41-00	12m (39 ft)	Helm harness		SCU Link harness P/S	
6X6-8258A-71-00	15m (49 ft)		Length		Length
6X6-8258A-81-00	24m (79 ft)	6GR-8258A-11-00	0.9m (3 ft)	6X9-81115-00-00	0.3m (1 ft)
		6GR-8258A-51-00	1.8m (6 ft)	6GR-81115-00-00	1.5m (5 ft)
AP Panel Ext Harness	Length	6GR-8258A-61-00	2.7m (9 ft)	6GR-81115-10-00	3.0m (10 ft)
6X9-82521-00-00	4.6m (15 ft)				
6X9-82521-10-00	9.1m (30 ft)				

Rigging Diagrams

DBW REMOTE CONTROL (MAIN STATION)

TWIN LEVEL 3-4 BOLT-ON



TWIN LEVEL 3-4 BOLT-ON PARTS

	Description	Qty	Note	
LEVEL 1	6X9-48207-20-00	6X9 Twin Top Mt DEC IY23	1	
	6YM-762G0-05-00	CL5 Color Touch Gauge Kit - DEC*	1	
	6X9-762E0-10-00	EKS Kit - Twin IY23	1	
	6X6-8258A-21-00	Main harness 16P 26ft / 8m	1	Other lengths available
	6X6-8258A-31-00	Main harness 16P 32ft / 10m	1	Other lengths available
LEVEL 2	6X9-762S0-03-00	Bolt-on DES Kit	2	
	6X9-438A0-00-00	Steering actuator harness 2.4m / 8 ft	2	Other lengths available
	6X6-8258A-51-00	Main harness 16P 3.7m / 12 ft	2	Other lengths available
	6X9-615A0-10-00	Compact helm unit	1	Tilt type available (Kit: 6GR-762H0-01-00)
	6Y8-82521-11-00	Pigtail bus wire 0.6m / 2 ft	1	Other lengths available
	6GR-81115-00-00	SCU link harness (Port/ Stbd) 1.5m (5 ft)	2	Other lengths available
LEVEL 3-4	6GR-8258A-10-00	Helm harness main station Twin/Triple/Quad 0.9m / 3 ft	2	Other lengths available
	6X9-762J0-91-00	JS/AP Kit - Twin IY23	1	
	6Y8-82553-50-00	Main bus wire 3m / 10 ft	1	Other lengths available
	6Y8-82521-01-00	Pigtail bus wire 0.3m / 1 ft	1	Other lengths available
	6X9-82521-00-00	AP Panel Ext Harness 4.6m / 15 ft	1	(Optional) Other length available

Level 3-4 requires an compatible multi-function display for map functions
 *) For other display options, check the display section in this guide

KIT CONTENTS

		Qty	Note
6YM-762G0-05-00	CL5 Color Touch Gauge Kit - DEC		
6YM-83710-14-00	CL5 Display	1	
6YM-83553-00-00	Conversion harness	1	0.9 m (3 ft)
6YD-8356N-00-00	Fuel tank wire	1	
6Y8-81920-01-00	Multi hub	1	
6Y9-83553-00-00	Conversion harness	1	
6Y8-82553-01-00	Main bus wire	1	0.3m (1 ft), other lengths available
6Y8-82521-31-00	Pigtail bus wire	1	1.8m (6 ft), other lengths available
6Y8-83553-02-00	System power supply	1	
6Y8-82582-11-00	Terminal cap white	2	

		Qty	Note			Qty	Note
6X9-762E0-10-00	EKS Kit - Twin IY23			6X9-762J0-91-00	Joystick/AP Kit - Twin		
6X9-82570-31-00	Individual start / stop	1		6X9-8253V-01-00	Autopilot panel	1	
6X9-82716-50-00	EKS harness	1		6X9-88107-02-00	GPS antenna	1	
6X9-82570-80-00	Lanyard switch	1		6X9-8A410-00-00	Heading sensor	1	
6X9-86254-04-00	Immobilizer + key fob (2pcs)	1	433Mhz	6X9-8591T-24-00	Boat Control Unit	1	
6Y8-82521-11-00	Pigtail bus wire	1	0.6m (2 ft)	6Y8-81920-11-00	Single hub	1	
6Y8-48277-00-00	Sticker	1		6X9-82386-01-00	BCU harness	1	Ext. available
				6YM-83553-00-00	Conversion harness	2	0.9m (3 ft)
6X9-762S0-03-00	Bolt-on DES Kit			6X9-482A0-02-00	Joystick Assy - LED IY23	1	
6X9-42401-00-00	Actuator	1		6KA-83720-00-00	Prop lights **	2	
6X9-8258A-90-00	Split harness	1		**) See engine mounted prop lights section			

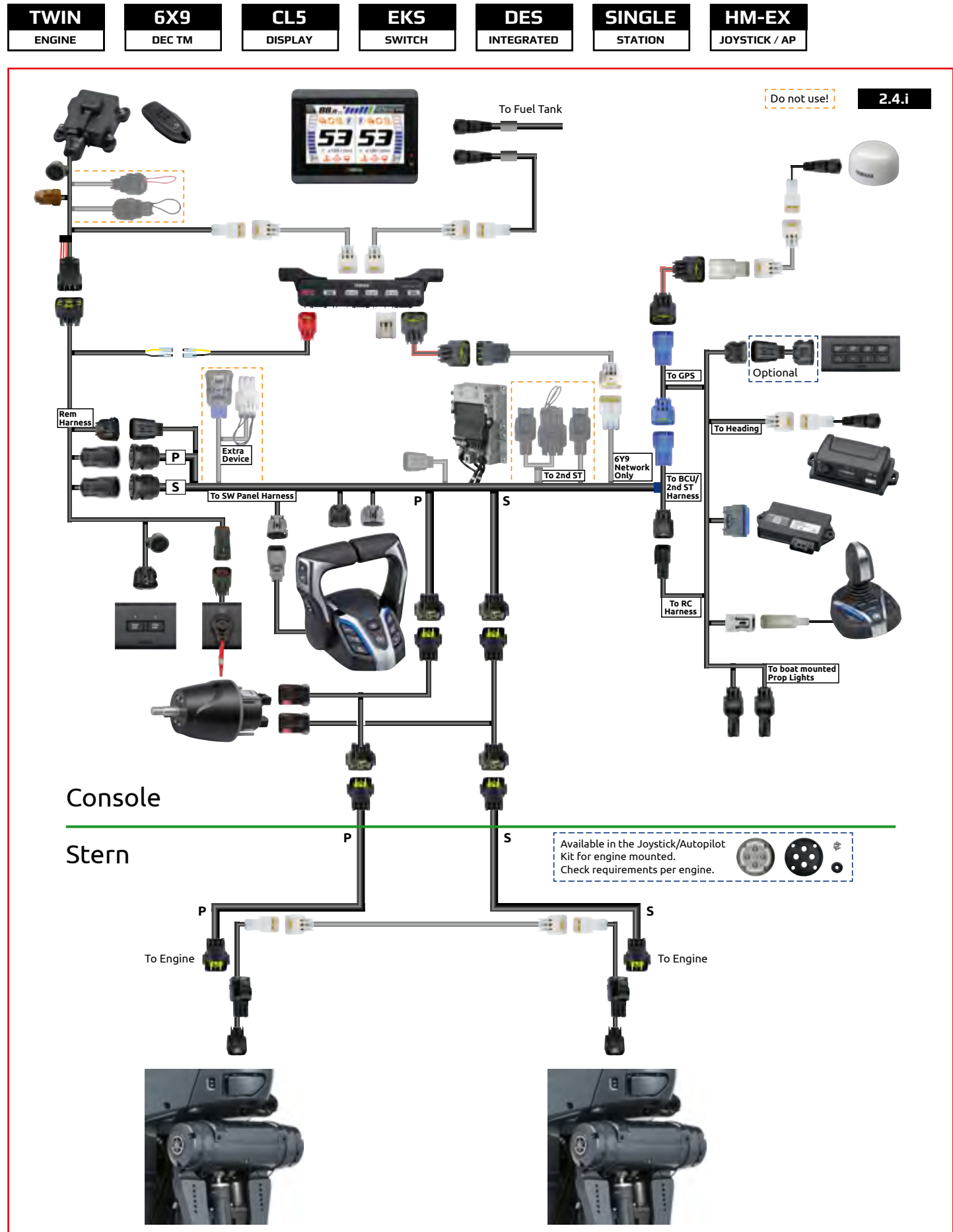
HARNES OPTIONS

Main harness 16P	Length (m)	Main bus wire	Length	Pigtail bus wire	Length
6X6-8258A-91-00	1.5m (5 ft)	6Y8-82553-01-00	0.3m (1 ft)	6Y8-82521-01-00	0.3m (1 ft)
6X6-8258A-51-00	3.7m (12 ft)	6Y8-82553-50-00	3m (10 ft)	6Y8-82521-11-00	0.6m (2 ft)
6X6-8258A-61-00	5.2m (17 ft)	6Y8-82553-11-00	4.6m (15 ft)	6Y8-82521-21-00*	0.9m (3 ft)
6X6-8258A-01-00	6m (19 ft)	6Y8-82553-21-00	6.1m (20 ft)	6Y8-82521-31-00	1.8m (6 ft)
6X6-8258A-11-00	7m (23 ft)	6Y8-82553-31-00	7.6m (25 ft)	6Y8-82521-41-00	2.7m (9 ft)
6X6-8258A-21-00	8m (26 ft)	6Y8-82553-41-00	9.1m (30 ft)	6Y8-82521-51-00	3.6m (12 ft)
6X6-8258A-31-00	10m (32 ft)			* Max length GPS antenna connection	
6X6-8258A-41-00	12m (39 ft)				
6X6-8258A-71-00	15m (49 ft)	Steering actuator harness	Length	Helm harness	Length
6X6-8258A-81-00	24m (79 ft)	6X9-438A0-00-00	2.4m (8 ft)	6GR-8258A-11-00	0.9m (3 ft)
		6X9-438A0-10-00	4.5m (15 ft)	6GR-8258A-51-00	1.8m (6 ft)
				6GR-8258A-61-00	2.7m (9 ft)
SCU Link harness P/S	Length	AP Panel Ext Harness	Length		
6X9-81115-00-00	0.3m (1 ft)	6X9-82521-00-00	4.6m (15 ft)		
6GR-81115-00-00	1.5m (5 ft)	6X9-82521-10-00	9.1m (30 ft)		
6GR-81115-10-00	3.0m (10 ft)				

Rigging Diagrams

DBW REMOTE CONTROL (MAIN STATION)

TWIN LEVEL 3-4 INTEGRATED



TWIN LEVEL 3-4 INTEGRATED PARTS

	Description	Qty	Note	
LEVEL 1	6X9-48207-20-00	6X9 Twin Top Mt DEC IY23	1	
	6YM-762G0-05-00	CL5 Color Touch Gauge Kit - DEC*	1	
	6X9-762E0-10-00	EKS Kit - Twin IY23	1	
	6X6-8258A-21-00	Main harness 16P 26ft / 8m	1	Other lengths available
	6X6-8258A-31-00	Main harness 16P 32ft / 10m	1	Other lengths available
LEVEL 2	6X9-615A0-10-00	Compact helm unit	1	Tilt type available (Kit: 6GR-762H0-01-00)
	6GR-81115-00-00	SCU link harness (Port/ Stbd) 1.5m (5 ft)	2	Other lengths available
	6Y8-82521-11-00	Pigtail bus wire 0.6m / 2 ft	1	Other lengths available
	6GR-8258A-10-00	Helm harness main station Twin/Triple/Quad 0.9m / 3 ft	2	Other lengths available
	6X9-762J0-91-00	JS/AP Kit - Twin IY23	1	
LEVEL 3-4	6Y8-82553-50-00	Main bus wire 3m / 10 ft	1	Other lengths available
	6Y8-82521-01-00	Pigtail bus wire 0.3m / 1 ft	1	Other lengths available
	6X9-82521-00-00	AP Panel Ext Harness 4.6m / 15 ft	1	(Optional) Other length available
	Level 3-4 requires an compatible multi-function display for map functions			
*) For other display options, check the display section in this guide				

KIT CONTENTS

Part Number	Description	Qty	Note
6YM-762G0-05-00	CL5 Color Touch Gauge Kit - DEC		
6YM-83710-14-00	CL5 display	1	
6YM-83553-00-00	Conversion harness	1	0.9 m (3 ft)
6YD-8356N-00-00	Fuel tank wire	1	
6Y8-81920-01-00	Multi hub	1	
6Y9-83553-00-00	Conversion harness	1	
6Y8-82553-01-00	Main bus wire	1	0.3m (1 ft), other lengths available
6Y8-82521-31-00	Pigtail bus wire	1	1.8m (6 ft), other lengths available
6Y8-83553-02-00	System power supply	1	
6Y8-82582-11-00	Terminal cap white	2	

Part Number	Description	Qty	Note	Part Number	Description	Qty	Note
6X9-762E0-10-00	EKS Kit - Twin IY23			6X9-762J0-91-00	Joystick/AP Kit - Twin		
6X9-82570-31-00	Individual start / stop	1		6X9-8253V-01-00	Autopilot panel	1	
6X9-82716-50-00	EKS harness	1		6X9-88107-02-00	GPS antenna	1	
6X9-82570-80-00	Lanyard switch	1		6X9-8A410-00-00	Heading sensor	1	
6X9-86254-04-00	Immobilizer + key fob (2pcs)	1	433Mhz	6X9-8591T-24-00	Boat Control Unit	1	
6Y8-82521-11-00	Pigtail bus wire	1	0.6m (2 ft)	6Y8-81920-11-00	Single hub	1	
6Y8-48277-00-00	Sticker	1		6X9-82386-01-00	BCU harness	1	Ext. available
				6YM-83553-00-00	Conversion harness	2	0.9m (3 ft)
				6X9-482A0-02-00	Joystick Assy - LED IY23	1	
				6KA-83720-00-00	Prop lights **	2	
				**) See engine mounted prop lights section			

HARNESS OPTIONS

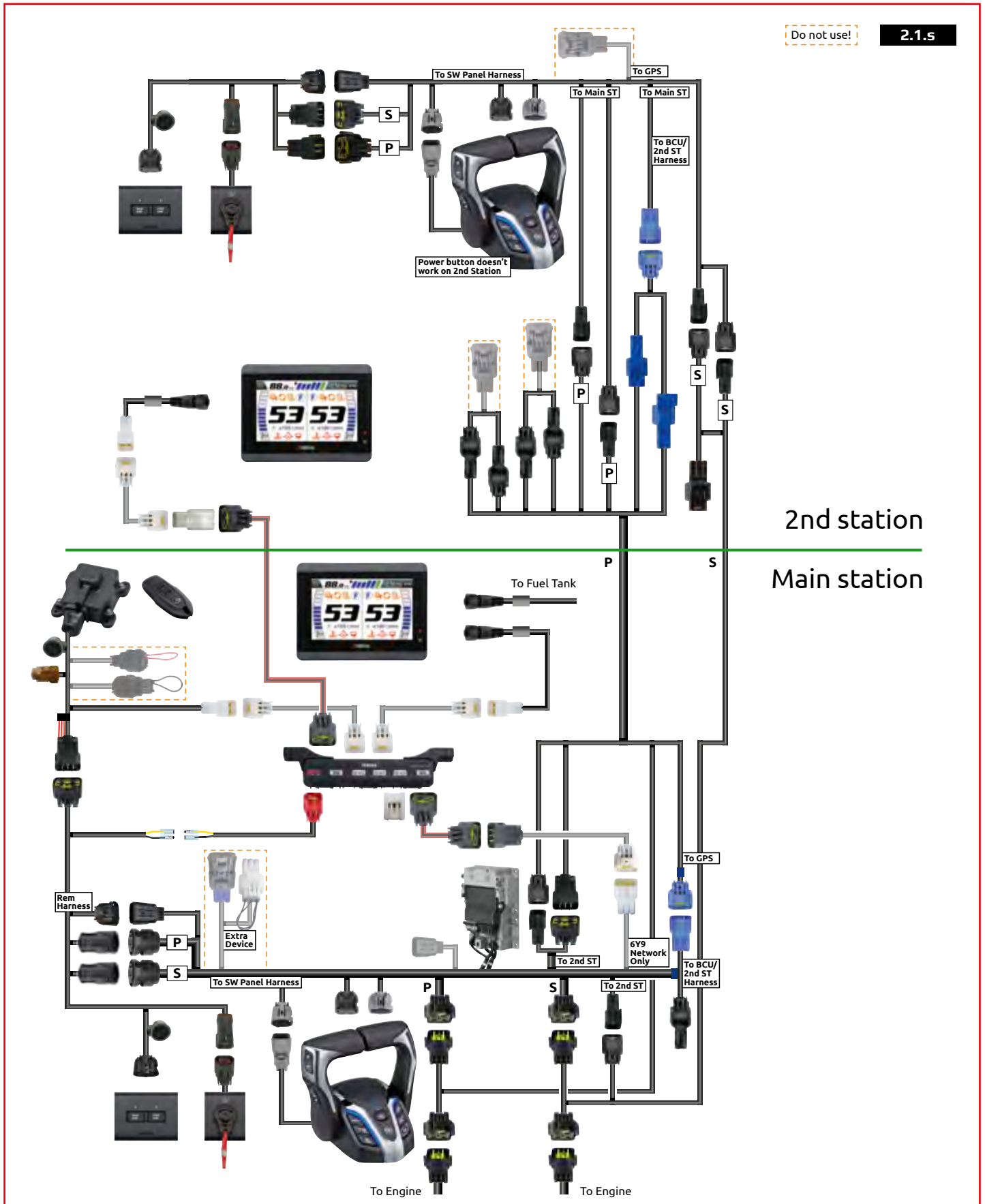
Main harness 16P	Length (m)	Main bus wire	Length	Pigtail bus wire	Length
6X6-8258A-91-00	1.5m (5 ft)	6Y8-82553-01-00	0.3m (1 ft)	6Y8-82521-01-00	0.3m (1 ft)
6X6-8258A-51-00	3.7m (12 ft)	6Y8-82553-50-00	3m (10 ft)	6Y8-82521-11-00	0.6m (2 ft)
6X6-8258A-61-00	5.2m (17 ft)	6Y8-82553-11-00	4.6m (15 ft)	6Y8-82521-21-00*	0.9m (3 ft)
6X6-8258A-01-00	6m (19 ft)	6Y8-82553-21-00	6.1m (20 ft)	6Y8-82521-31-00	1.8m (6 ft)
6X6-8258A-11-00	7m (23 ft)	6Y8-82553-31-00	7.6m (25 ft)	6Y8-82521-41-00	2.7m (9 ft)
6X6-8258A-21-00	8m (26 ft)	6Y8-82553-41-00	9.1m (30 ft)	6Y8-82521-51-00	3.6m (12 ft)
6X6-8258A-31-00	10m (32 ft)			* Max length GPS antenna connection	
6X6-8258A-41-00	12m (39 ft)				
6X6-8258A-71-00	15m (49 ft)	Helm Harness	Length	SCU Link harness P/S	Length
6X6-8258A-81-00	24m (79 ft)	6GR-8258A-11-00	0.9m (3 ft)	6X9-81115-00-00	0.3m (1 ft)
		6GR-8258A-51-00	1.8m (6 ft)	6GR-81115-00-00	1.5m (5 ft)
AP Panel Ext Harness	Length	6GR-8258A-61-00	2.7m (9 ft)	6GR-81115-10-00	3.0m (10 ft)
6X9-82521-00-00	4.6m (15 ft)				
6X9-82521-10-00	9.1m (30 ft)				

Rigging Diagrams

DBW REMOTE CONTROL (2ND STATION)

TWIN 2ND STATION LEVEL 1

TWIN ENGINE	6X9 DEC TM	CL5 DISPLAY	EKS SWITCH	DES STEERING	DUAL STATION
-----------------------	----------------------	-----------------------	----------------------	------------------------	------------------------



TWIN 2ND STATION LEVEL 1 PARTS

	Description	Qty	Note
	6X9-48207-30-00 6X9 Multi Top Mt - 2nd Stn IY23	1	2nd station
	6YM-762G0-05-00 CL5 display 2nd station*	1	Display only
	6YM-83553-00-00 Conversion harness for CL5	1	
	6Y8-81920-11-00 Single hub	1	
LEVEL 1	6Y8-82521-11-00 Pigtail bus wire 0.6m / 2 ft	1	Other lengths available
	6Y8-82553-11-00 Main bus wire 4.6m / 15 ft	1	Other lengths available
	6X9-762E0-90-00 EKS Kit - Twin 2nd Stn IY23	1	
	6X9-8258A-00-00 2nd station harness Port 5m / 16 ft	1	Other lengths available
	6X9-8258A-30-00 2nd station harness Stbd 5m / 16 ft	1	Other lengths available

*) For other display options, check the display section in this guide

KIT CONTENTS

	Description	Qty	Note
6X9-762E0-90-00	EKS Kit - Twin 2nd Stn IY23	1	
6X9-82570-31-00	Twin Panel P+S start stop	1	
6X9-82716-70-00	EKS harness	1	
6X9-82570-80-00	Lanyard switch	1	

HARNESS OPTIONS

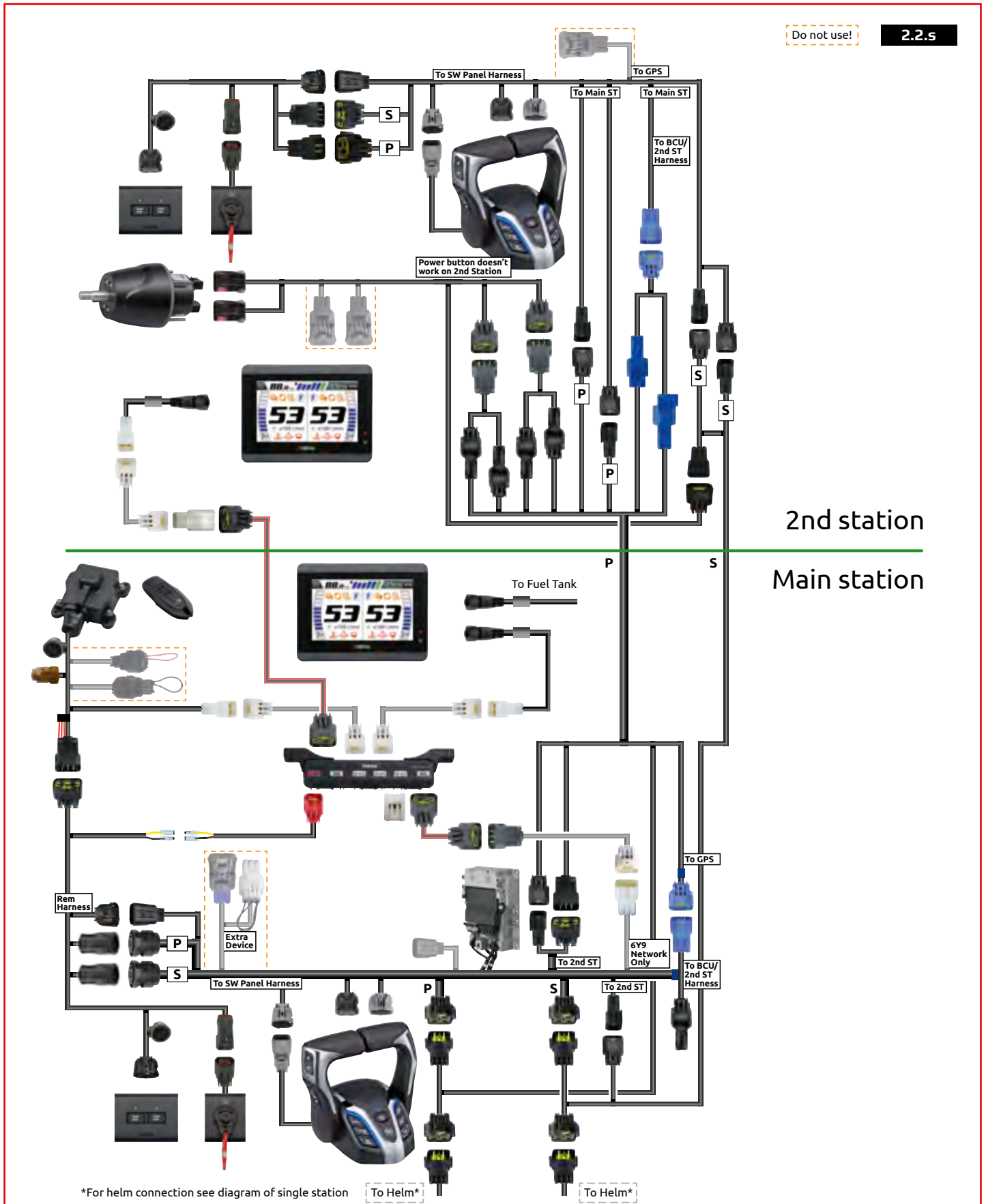
Main bus wire	Length	Pigtail bus wire	Length	2nd helm harness Port	Length
6Y8-82553-01-00	0.3m (1 ft)	6Y8-82521-01-00	0.3m (1 ft)	6X9-8258A-00-00	5m (16 ft)
6Y8-82553-50-00	3m (10 ft)	6Y8-82521-11-00	0.6m (2 ft)	6X9-8258A-10-00	8m (26 ft)
6Y8-82553-11-00	4.6m (15 ft)	6Y8-82521-21-00	0.9m (3 ft)	6X9-8258A-20-00	12m (38 ft)
6Y8-82553-21-00	6.1m (20 ft)	6Y8-82521-31-00	1.8m (6 ft)		
6Y8-82553-31-00	7.6m (25 ft)	6Y8-82521-41-00	2.7m (9 ft)	2nd helm harness Stbd	Length
6Y8-82553-41-00	9.1m (30 ft)	6Y8-82521-51-00	3.6m (12 ft)	6X9-8258A-30-00	5m (16 ft)
				6X9-8258A-40-00	8m (26 ft)
				6X9-8258A-50-00	12m (38 ft)

Rigging Diagrams

DBW REMOTE CONTROL (2ND STATION)

TWIN 2ND STATION LEVEL 2

TWIN ENGINE	6X9 DEC TM	CL5 DISPLAY	EKS SWITCH	DES BOLT-ON	DUAL STATION
-----------------------	----------------------	-----------------------	----------------------	-----------------------	------------------------



TWIN 2ND STATION LEVEL 2 PARTS

	Description	Qty	Note
	6X9-48207-30-00 6X9 Multi Top Mt - 2nd Stn IY23	1	2nd station
	6YM-762G0-05-00 CL5 display 2nd station*	1	Display only
	6YM-83553-00-00 Conversion harness for CL5	1	
	6Y8-81920-11-00 Single hub	1	
LEVEL 1	6Y8-82521-11-00 Pigtail bus wire 0.6m / 2 ft	1	Other lengths available
	6Y8-82553-11-00 Main bus wire 4.6m / 15 ft	1	Other lengths available
	6X9-762E0-90-00 EKS Kit - Twin 2nd Stn IY23	1	
	6X9-8258A-00-00 2nd station harness Port 5m / 16 ft	1	Other lengths available
	6X9-8258A-30-00 2nd station harness Stbd 5m / 16 ft	1	Other lengths available
	6GR-8258A-V0-00 Extension harness**	2	XTO 375/425 only
LEVEL 2	6X9-615A0-10-00 Compact helm unit	1	Tilt type available (Kit: 6GR-762H0-01-00)
	6X9-8258A-B1-00 Helm harness 2nd station 0.9m / 3 ft	1	

*) For other display options, check the display section in this guide

KIT CONTENTS

	Description	Qty	Note
6X9-762E0-90-00	EKS Kit - Twin 2nd Stn IY23		
6X9-82570-31-00	Twin Panel P+S start stop	1	
6X9-82716-70-00	EKS harness	1	
6X9-82570-80-00	Lanyard switch	1	

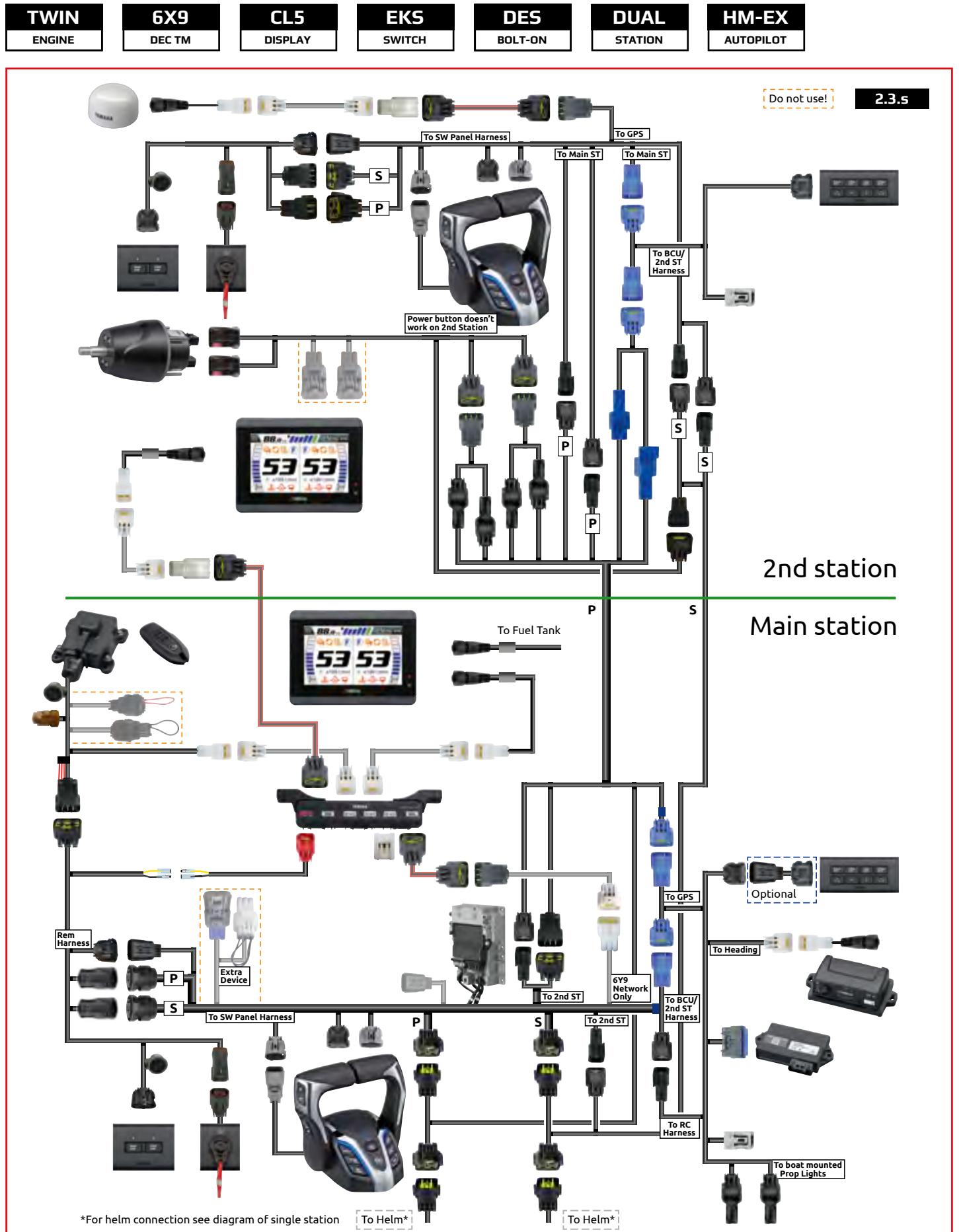
HARNESS OPTIONS

Main bus wire	Length	Pigtail bus wire	Length	2nd helm harness Port	Length
6Y8-82553-01-00	0.3m (1 ft)	6Y8-82521-01-00	0.3m (1 ft)	6X9-8258A-00-00	5m (16 ft)
6Y8-82553-50-00	3m (10 ft)	6Y8-82521-11-00	0.6m (2 ft)	6X9-8258A-10-00	8m (26 ft)
6Y8-82553-11-00	4.6m (15 ft)	6Y8-82521-21-00	0.9m (3 ft)	6X9-8258A-20-00	12m (38 ft)
6Y8-82553-21-00	6.1m (20 ft)	6Y8-82521-31-00	1.8m (6 ft)		
6Y8-82553-31-00	7.6m (25 ft)	6Y8-82521-41-00	2.7m (9 ft)	2nd helm harness Stbd	Length
6Y8-82553-41-00	9.1m (30 ft)	6Y8-82521-51-00	3.6m (12 ft)	6X9-8258A-30-00	5m (16 ft)
				6X9-8258A-40-00	8m (26 ft)
				6X9-8258A-50-00	12m (38 ft)

Rigging Diagrams

DBW REMOTE CONTROL (2ND STATION)

TWIN 2ND STATION LEVEL 3



TWIN 2ND STATION LEVEL 3 PARTS

	Description	Qty	Note
	6X9-48207-30-00 6X9 Multi Top Mt - 2nd Stn IY23	1	2nd station
	6YM-762G0-05-00 CL5 display 2nd station*	1	Display only
	6YM-83553-00-00 Conversion harness for CL5	1	
	6Y8-81920-11-00 Single hub	1	
LEVEL 1	6Y8-82521-11-00 Pigtail bus wire 0.6m / 2 ft	1	Other lengths available
	6Y8-82553-11-00 Main bus wire 4.6m / 15 ft	1	Other lengths available
	6X9-762E0-90-00 EKS Kit - Twin 2nd Stn IY23	1	
	6X9-8258A-00-00 2nd station harness Port 5m / 16 ft	1	Other lengths available
	6X9-8258A-30-00 2nd station harness Stbd 5m / 16 ft	1	Other lengths available
	6GR-8258A-V0-00 Extension harness**	2	XTO 375/425 only
LEVEL 2	6X9-615A0-10-00 Compact helm unit	1	Tilt type available (Kit: 6GR-762H0-01-00)
	6X9-8258A-B1-00 Helm harness 2nd station 0.9m / 3 ft	1	
LEVEL 3	6X9-762P0-10-00 Auto Pilot Panel kit 2nd station	1	
	6X9-82521-00-00 AP Panel Ext Harness 4.6m / 15 ft	1	(Optional) Other length available

Level 3 requires an compatible multi-function display for map functions

*) For other display options, check the display section in this guide

KIT CONTENTS

6X9-762E0-90-00	EKS Kit - Twin 2nd Stn IY23	Qty	Note
6X9-82570-31-00	Twin Panel P+S start stop	1	
6X9-82716-70-00	EKS harness	1	
6X9-82570-80-00	Lanyard switch	1	
6X9-762P0-11-00	Autopilot Kit - 2nd station	Qty	Note
6X9-8253V-01-00	Autopilot panel	1	
6X9-82386-10-00	BCU harness	1	Extention available

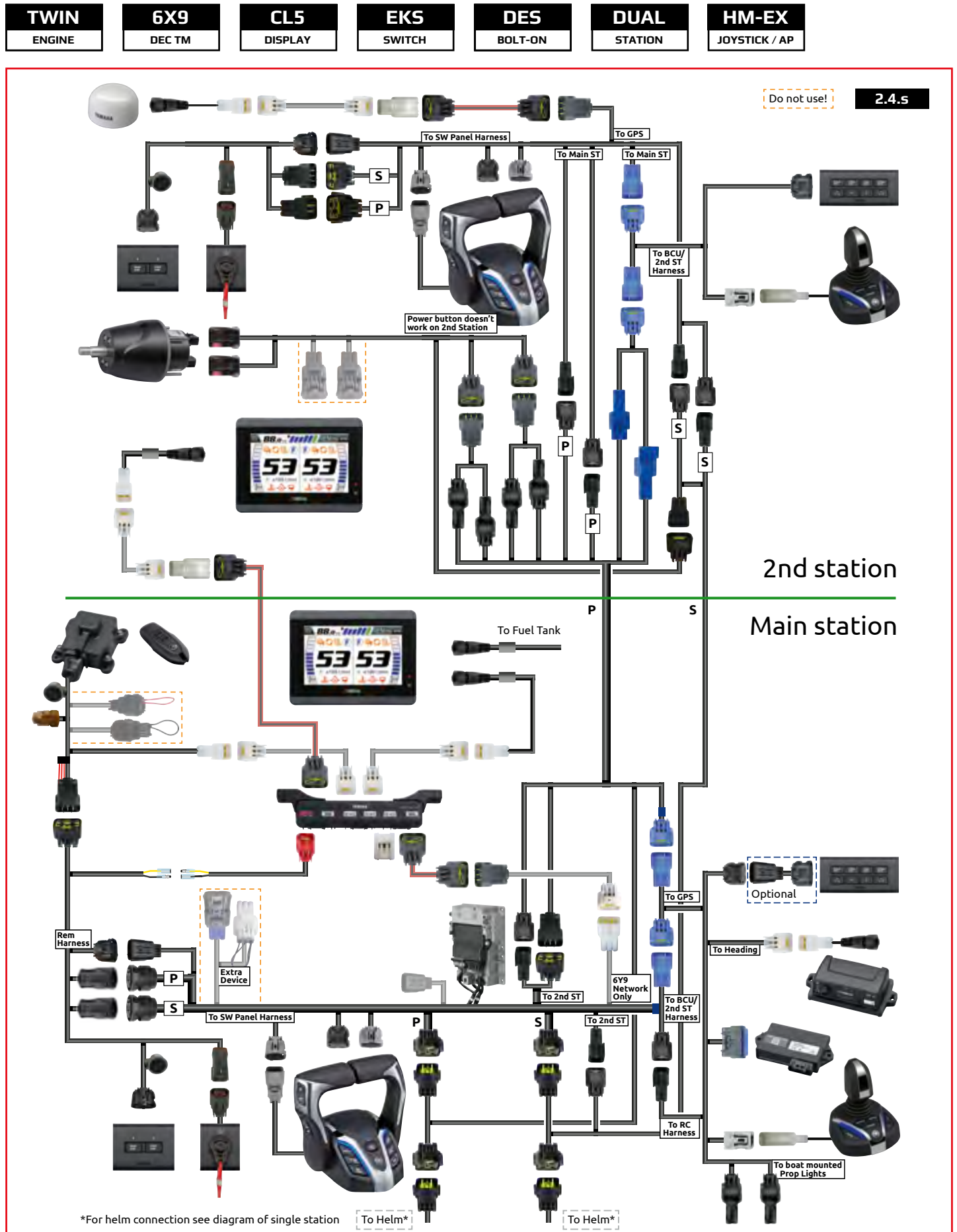
HARNESS OPTIONS

Main bus wire	Length	Pigtail bus wire	Length	2nd helm harness Port	Length
6Y8-82553-01-00	0.3m (1 ft)	6Y8-82521-01-00	0.3m (1 ft)	6X9-8258A-00-00	5m (16 ft)
6Y8-82553-50-00	3m (10 ft)	6Y8-82521-11-00	0.6m (2 ft)	6X9-8258A-10-00	8m (26 ft)
6Y8-82553-11-00	4.6m (15 ft)	6Y8-82521-21-00	0.9m (3 ft)	6X9-8258A-20-00	12m (38 ft)
6Y8-82553-21-00	6.1m (20 ft)	6Y8-82521-31-00	1.8m (6 ft)		
6Y8-82553-31-00	7.6m (25 ft)	6Y8-82521-41-00	2.7m (9 ft)	2nd helm harness Stbd	Length
6Y8-82553-41-00	9.1m (30 ft)	6Y8-82521-51-00	3.6m (12 ft)	6X9-8258A-30-00	5m (16 ft)
				6X9-8258A-40-00	8m (26 ft)
				6X9-8258A-50-00	12m (38 ft)
AP Panel Ext Harness	Length				
6X9-82521-00-00	4.6m (15 ft)				
6X9-82521-10-00	9.1m (30 ft)				

Rigging Diagrams

DBW REMOTE CONTROL (2ND STATION)

TWIN 2ND STATION LEVEL 3-4



TWIN 2ND STATION LEVEL 3-4 PARTS

	Description	Qty	Note
	6X9-48207-30-00 6X9 Multi Top Mt - 2nd Stn IY23	1	2nd station
	6YM-762G0-05-00 CL5 display 2nd station*	1	Display only
	6YM-83553-00-00 Conversion harness for CL5	1	
	6Y8-81920-11-00 Single hub	1	
LEVEL 1	6Y8-82521-11-00 Pigtail bus wire 0.6m / 2 ft	1	Other lengths available
	6Y8-82553-11-00 Main bus wire 4.6m / 15 ft	1	Other lengths available
	6X9-762E0-90-00 EKS Kit - Twin 2nd Stn IY23	1	
	6X9-8258A-00-00 2nd station harness Port 5m / 16 ft	1	Other lengths available
	6X9-8258A-30-00 2nd station harness Stbd 5m / 16 ft	1	Other lengths available
	6GR-8258A-V0-00 Extension harness**	2	XTO 375/425 only
LEVEL 2	6X9-615A0-10-00 Compact helm unit	1	Tilt type available (Kit: 6GR-762H0-01-00)
	6X9-8258A-B1-00 Helm harness 2nd station 0.9m / 3 ft	1	
LEVEL 3-4	6X9-762P0-10-00 Autopilot Kit - 2nd station	1	
	6X9-482A0-02-00 Joystick Assy - LED IY23	1	
	6X9-82521-00-00 AP Panel Ext Harness 4.6m / 15 ft	1	(Optional) Other length available

Level 3-4 requires an compatible multi-function display for map functions
 *) For other display options, check the display section in this guide

KIT CONTENTS

6X9-762E0-90-00	EKS Kit - Twin 2nd Stn IY23	Qty	Note
6X9-82570-31-00	Twin Panel P+S start stop	1	
6X9-82716-70-00	EKS harness	1	
6X9-82570-80-00	Lanyard switch	1	
6X9-762P0-11-00	Autopilot Kit - 2nd station	Qty	Note
6X9-8253V-01-00	Autopilot panel	1	
6X9-82386-10-00	BCU harness	1	Extention available

HARNESS OPTIONS

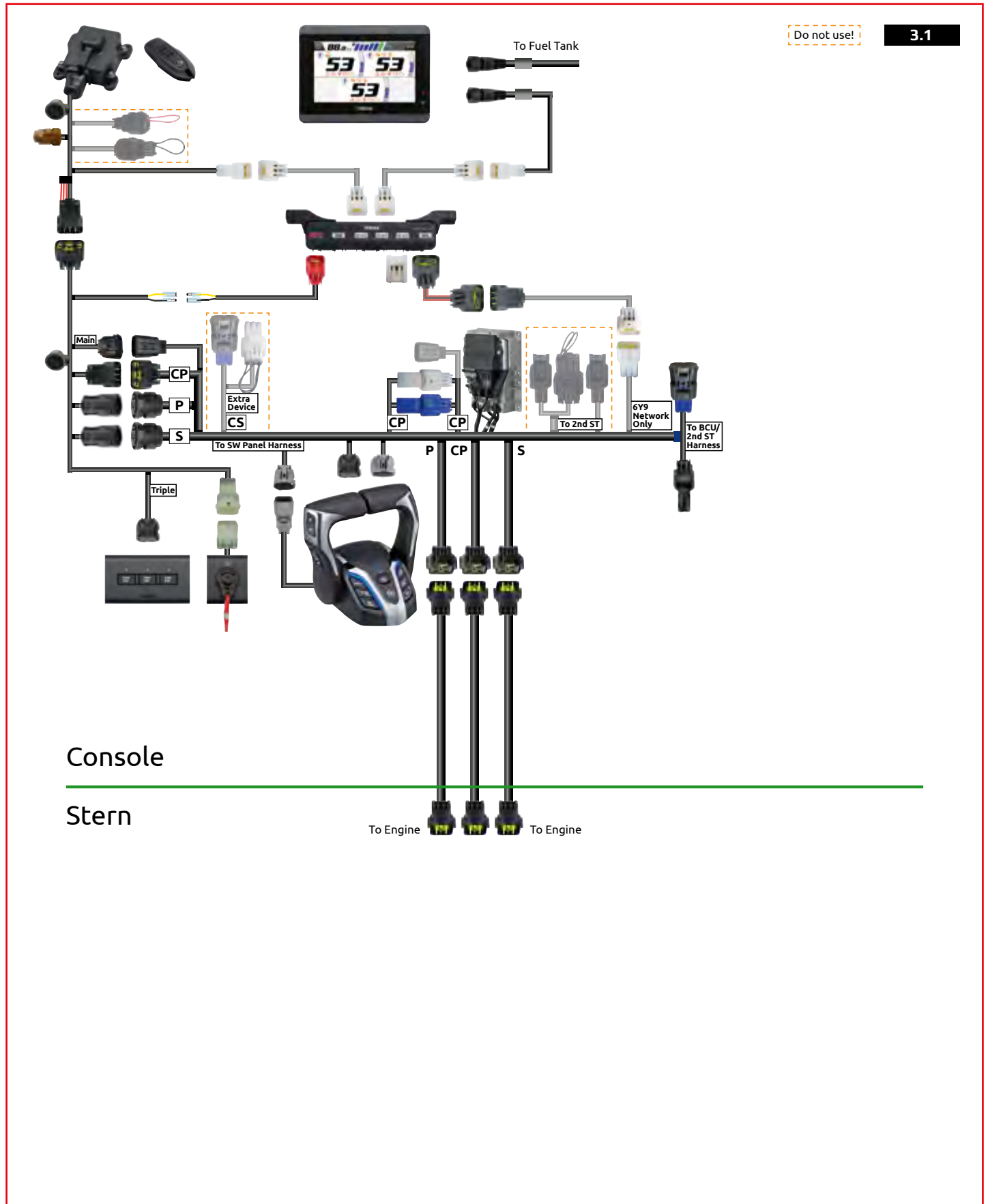
Main bus wire	Length	Pigtail bus wire	Length	2nd helm harness Port	Length
6Y8-82553-01-00	0.3m (1 ft)	6Y8-82521-01-00	0.3m (1 ft)	6X9-8258A-00-00	5m (16 ft)
6Y8-82553-50-00	3m (10 ft)	6Y8-82521-11-00	0.6m (2 ft)	6X9-8258A-10-00	8m (26 ft)
6Y8-82553-11-00	4.6m (15 ft)	6Y8-82521-21-00	0.9m (3 ft)	6X9-8258A-20-00	12m (38 ft)
6Y8-82553-21-00	6.1m (20 ft)	6Y8-82521-31-00	1.8m (6 ft)		
6Y8-82553-31-00	7.6m (25 ft)	6Y8-82521-41-00	2.7m (9 ft)	2nd helm harness Stbd	Length
6Y8-82553-41-00	9.1m (30 ft)	6Y8-82521-51-00	3.6m (12 ft)	6X9-8258A-30-00	5m (16 ft)
				6X9-8258A-40-00	8m (26 ft)
				6X9-8258A-50-00	12m (38 ft)
AP Panel Ext Harness	Length				
6X9-82521-00-00	4.6m (15 ft)				
6X9-82521-10-00	9.1m (30 ft)				

Rigging Diagrams

DBW REMOTE CONTROL (MAIN STATION)

TRIPLE LEVEL 1

TRIPLE ENGINE	6X9 DEC TM	CL5 DISPLAY	EKS SWITCH	DES STEERING	SINGLE STATION
-------------------------	----------------------	-----------------------	----------------------	------------------------	--------------------------



Do not use!

3.1

Console

Stern

To Engine To Engine To Engine

TRIPLE LEVEL 1 PARTS

	Description	Qty	Note
	6X9-48208-10-00 6X9 Triple Top Mt DEC IY23	1	
	6YM-762G0-05-00 CL5 Color Touch Gauge Kit - DEC*	1	
LEVEL 1	6X9-762E0-20-00 EKS Kit - Triple IY23	1	
	6X6-8258A-31-00 Main harness 16P 10m / 32 ft	1	Other lengths available
	6X6-8258A-41-00 Main harness 16P 12m / 39 ft	2	Other lengths available

*) For other display options, check the display section in this guide

KIT CONTENTS

	Description	Qty	Note
6YM-762G0-05-00	CL5 Color Touch Gauge Kit - DEC	1	
6YM-83710-14-00	CL5 display	1	
6YM-83553-00-00	Conversion harness	1	0.9 m (3 ft)
6YD-8356N-00-00	Fuel tank wire	1	
6Y8-81920-01-00	Multi hub	1	
6Y9-83553-00-00	Conversion harness	1	
6Y8-82553-01-00	Main bus wire	1	0.3m (1 ft), other lengths available
6Y8-82521-31-00	Pigtail bus wire	1	1.8m (6 ft), other lengths available
6Y8-83553-02-00	System power supply	1	
6Y8-82582-11-00	Terminal cap white	2	

	Description	Qty	Note
6X9-762E0-20-00	EKS KIT - Triple IY23	1	
6X9-82570-41-00	Individual start stop	1	
6X9-82716-41-00	EKS harness	1	
6X9-82570-C0-00	Lanyard switch	1	
6X9-86254-00-00	Immobilizer + key fob (2pcs)	1	433Mhz
6Y8-82521-11-00	Pigtail bus wire	1	0.6m (2 ft)
6Y8-48277-00-00	Sticker	1	

HARNESS OPTIONS

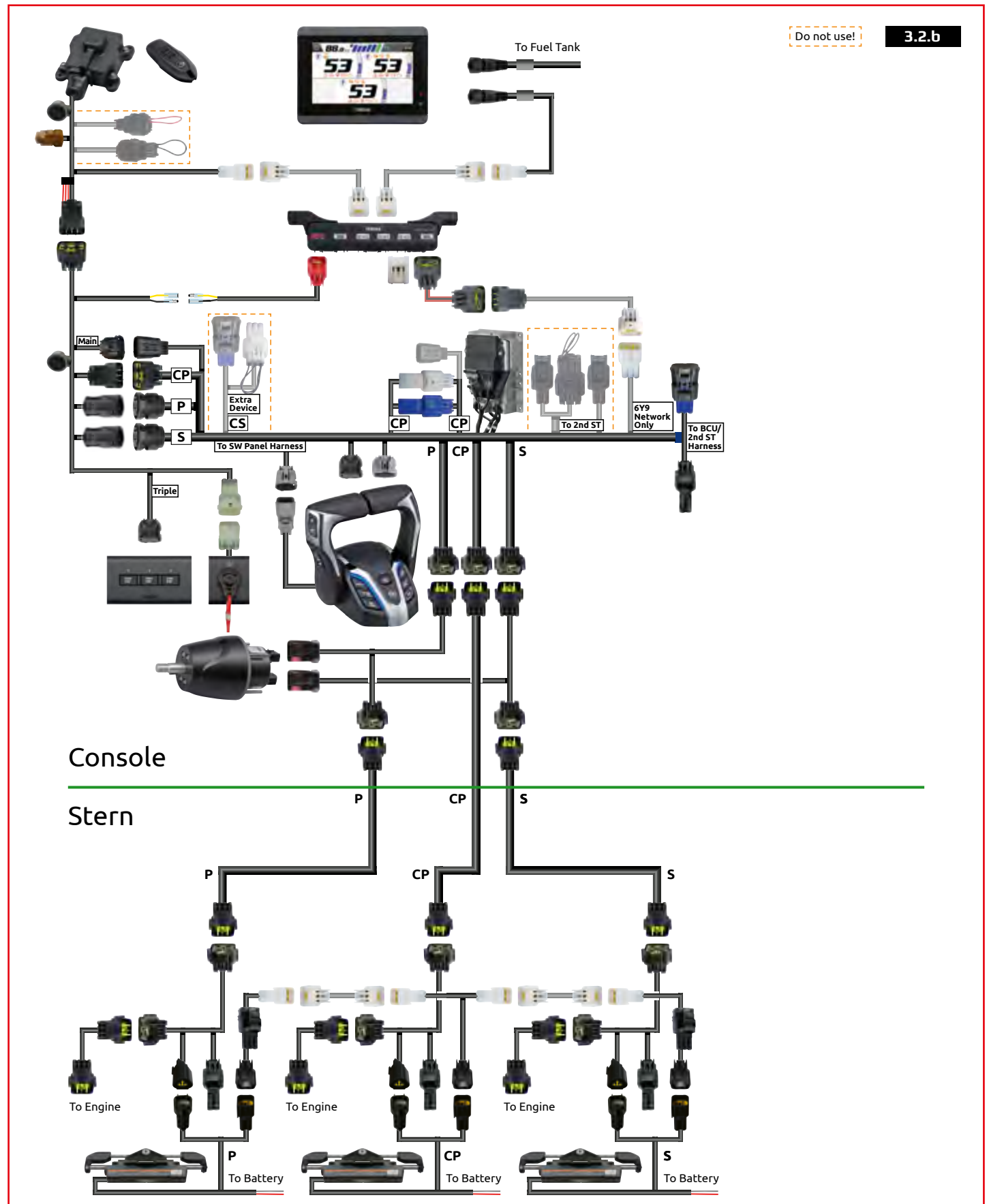
Main harness 16P	Length (m)	Main bus wire	Length	Pigtail bus wire	Length
6X6-8258A-91-00	1.5m (5 ft)	6Y8-82553-01-00	0.3m (1 ft)	6Y8-82521-01-00	0.3m (1 ft)
6X6-8258A-51-00	3.7m (12 ft)	6Y8-82553-50-00	3m (10 ft)	6Y8-82521-11-00	0.6m (2 ft)
6X6-8258A-61-00	5.2m (17 ft)	6Y8-82553-11-00	4.6m (15 ft)	6Y8-82521-21-00	0.9m (3 ft)
6X6-8258A-01-00	6m (19 ft)	6Y8-82553-21-00	6.1m (20 ft)	6Y8-82521-31-00	1.8m (6 ft)
6X6-8258A-11-00	7m (23 ft)	6Y8-82553-31-00	7.6m (25 ft)	6Y8-82521-41-00	2.7m (9 ft)
6X6-8258A-21-00	8m (26 ft)	6Y8-82553-41-00	9.1m (30 ft)	6Y8-82521-51-00	3.6m (12 ft)
6X6-8258A-31-00	10m (32 ft)				
6X6-8258A-41-00	12m (39 ft)				
6X6-8258A-71-00	15m (49 ft)				
6X6-8258A-81-00	24m (79 ft)				

Rigging Diagrams

DBW REMOTE CONTROL (MAIN STATION)

TRIPLE LEVEL 2 BOLT-ON

TRIPLE ENGINE	6X9 DEC TM	CL5 DISPLAY	EKS SWITCH	DES BOLT-ON	SINGLE STATION
-------------------------	----------------------	-----------------------	----------------------	-----------------------	--------------------------



TRIPLE LEVEL 2 BOLT-ON PARTS

	Description	Qty	Note	
LEVEL 1	6X9-48208-10-00	6X9 Triple Top Mt DEC IY23	1	
	6YM-762G0-05-00	CL5 Color Touch Gauge Kit - DEC*	1	
	6X9-762E0-20-00	EKS Kit - Triple IY23	1	
	6X6-8258A-31-00	Main harness 16P 10m / 32 ft	1	Other lengths available
	6X6-8258A-41-00	Main harness 16P 12m / 39 ft	2	Other lengths available
LEVEL 2	6X9-762S0-03-00	Bolt-on DES Kit	3	
	6X9-438A0-00-00	Steering actuator harness 2.4m / 8 ft	3	Other lengths available
	6X6-8258A-51-00	Main harness 16P 3.7m / 12 ft	3	Other lengths available
	6X9-615A0-10-00	Compact Helm unit	1	Tilt type available (Kit: 6GR-762H0-01-00)
	6Y8-82521-11-00	Pigtail bus wire 0.6m / 2 ft	2	Other lengths available
	6GR-81115-00-00	SCU link harness (Port/Stbd) 1.5m (5 ft)	2	Other lengths available
	6GR-81115-20-00	SCU link harness (Center) 1.5m (5 ft)	1	Other lengths available
	6GR-8258A-10-00	Helm harness main station Twin/Triple/Quad 0.9m / 3 ft	2	Other lengths available

*) For other display options, check the display section in this guide

KIT CONTENTS

		Qty	Note
6YM-762G0-05-00	CL5 Color Touch Gauge Kit - DEC		
6YM-83710-14-00	CL5 display	1	
6YM-83553-00-00	Conversion harness	1	0.9 m (3 ft)
6YD-8356N-00-00	Fuel tank wire	1	
6Y8-81920-01-00	Multi hub	1	
6Y9-83553-00-00	Conversion harness	1	
6Y8-82553-01-00	Main bus wire	1	0.3m (1 ft), other lengths available
6Y8-82521-31-00	Pigtail bus wire	1	1.8m (6 ft), other lengths available
6Y8-83553-02-00	System power supply	1	
6Y8-82582-11-00	Terminal cap white	2	

		Qty	Note
6X9-762E0-20-00	EKS Kit - Triple IY23		
6X9-82570-41-00	Individual start stop	1	
6X9-82716-41-00	EKS harness	1	
6X9-82570-C0-00	Lanyard switch	1	
6X9-86254-00-00	Immobilizer + key fob (2pcs)	1	433Mhz
6Y8-82521-11-00	Pigtail bus wire	1	0.6m (2 ft)
6Y8-48277-00-00	Sticker	1	

		Qty	Note
6X9-762S0-03-00	Bolt-on DES Kit		
6X9-42401-00-00	Actuator	1	
6X9-8258A-90-00	Split harness	1	

HARNESS OPTIONS

Main harness 16P	Length (m)	Main bus wire	Length	Pigtail bus wire	Length
6X6-8258A-91-00	1.5m (5 ft)	6Y8-82553-01-00	0.3m (1 ft)	6Y8-82521-01-00	0.3m (1 ft)
6X6-8258A-51-00	3.7m (12 ft)	6Y8-82553-50-00	3m (10 ft)	6Y8-82521-11-00	0.6m (2 ft)
6X6-8258A-61-00	5.2m (17 ft)	6Y8-82553-11-00	4.6m (15 ft)	6Y8-82521-21-00	0.9m (3 ft)
6X6-8258A-01-00	6m (19 ft)	6Y8-82553-21-00	6.1m (20 ft)	6Y8-82521-31-00	1.8m (6 ft)
6X6-8258A-11-00	7m (23 ft)	6Y8-82553-31-00	7.6m (25 ft)	6Y8-82521-41-00	2.7m (9 ft)
6X6-8258A-21-00	8m (26 ft)	6Y8-82553-41-00	9.1m (30 ft)	6Y8-82521-51-00	3.6m (12 ft)
6X6-8258A-31-00	10m (32 ft)				

Steering Actuator Harness	Length
6X9-438A0-00-00	2.4m (8 ft)
6X9-438A0-10-00	4.5m (15 ft)

Helm harness	Length
6GR-8258A-11-00	0.9m (3 ft)
6GR-8258A-51-00	1.8m (6 ft)
6GR-8258A-61-00	2.7m (9 ft)

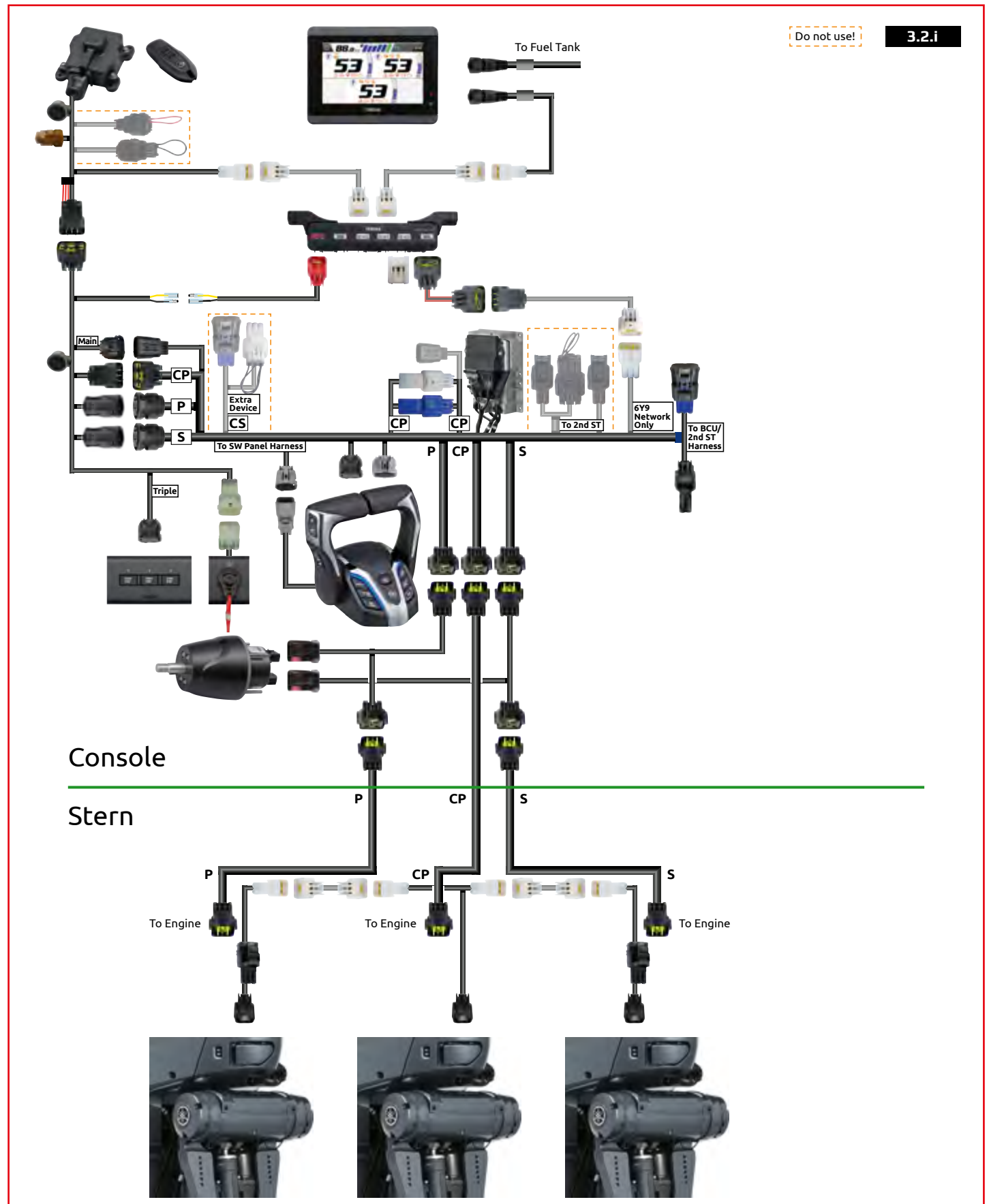
SCU Link harness P/S	Length	SCU Link harness Center	Length
6X9-81115-00-00	0.3m (1 ft)	6X9-81115-10-00	0.3m (1 ft)
6GR-81115-00-00	1.5m (5 ft)	6GR-81115-20-00	1.5m (5 ft)
6GR-81115-10-00	3.0m (10 ft)	6GR-81115-30-00	3.0m (10 ft)

Rigging Diagrams

DBW REMOTE CONTROL (MAIN STATION)

TRIPLE LEVEL 2 INTEGRATED

TRIPLE ENGINE	6X9 DEC TM	CL5 DISPLAY	EKS SWITCH	DES INTEGRATED	SINGLE STATION
-------------------------	----------------------	-----------------------	----------------------	--------------------------	--------------------------



TRIPLE LEVEL 2 INTEGRATED PARTS

	Description	Qty	Note
	6X9-48208-10-00 6X9 Triple Top Mt DEC IY23	1	
	6YM-762G0-05-00 CL5 Color Touch Gauge Kit - DEC*	1	
LEVEL 1	6X9-762E0-20-00 EKS Kit - Triple IY23	1	
	6X6-8258A-31-00 Main harness 16P 10m / 32 ft	1	Other lengths available
	6X6-8258A-41-00 Main harness 16P 12m / 39 ft	2	Other lengths available
	6X9-615A0-10-00 Compact helm unit	1	Tilt type available (Kit: 6GR-762H0-01-00)
	6GR-81115-00-00 SCU link harness (Port/ Stbd) 1.5m (5 ft)	2	Other lengths available
LEVEL 2	6GR-81115-20-00 SCU link harness (Center) 1.5m (5 ft)	1	Other lengths available
	6Y8-82521-11-00 Pigtail bus wire 0.6m / 2 ft	2	Other lengths available
	6GR-8258A-10-00 Helm harness main station Twin/Triple/Quad 0.9m / 3 ft	2	Other lengths available

*) For other display options, check the display section in this guide

KIT CONTENTS

	Description	Qty	Note
6YM-762G0-05-00	CL5 Color Touch Gauge Kit - DEC	1	
6YM-83710-14-00	CL5 display	1	
6YM-83553-00-00	Conversion harness	1	0.9 m (3 ft)
6YD-8356N-00-00	Fuel tank wire	1	
6Y8-81920-01-00	Multi hub	1	
6Y9-83553-00-00	Conversion harness	1	
6Y8-82553-01-00	Main bus wire	1	0.3m (1 ft), other lengths available
6Y8-82521-31-00	Pigtail bus wire	1	1.8m (6 ft), other lengths available
6Y8-83553-02-00	System power supply	1	
6Y8-82582-11-00	Terminal cap white	2	
6X9-762E0-20-00	EKS Kit - Triple IY23	1	
6X9-82570-41-00	Individual start stop	1	
6X9-82716-41-00	EKS harness	1	
6X9-82570-C0-00	Lanyard switch	1	
6X9-86254-00-00	Immobilizer + key Fob (2pcs)	1	433Mhz
6Y8-82521-11-00	Pigtail bus wire	1	0.6m (2 ft)
6Y8-48277-00-00	Sticker	1	

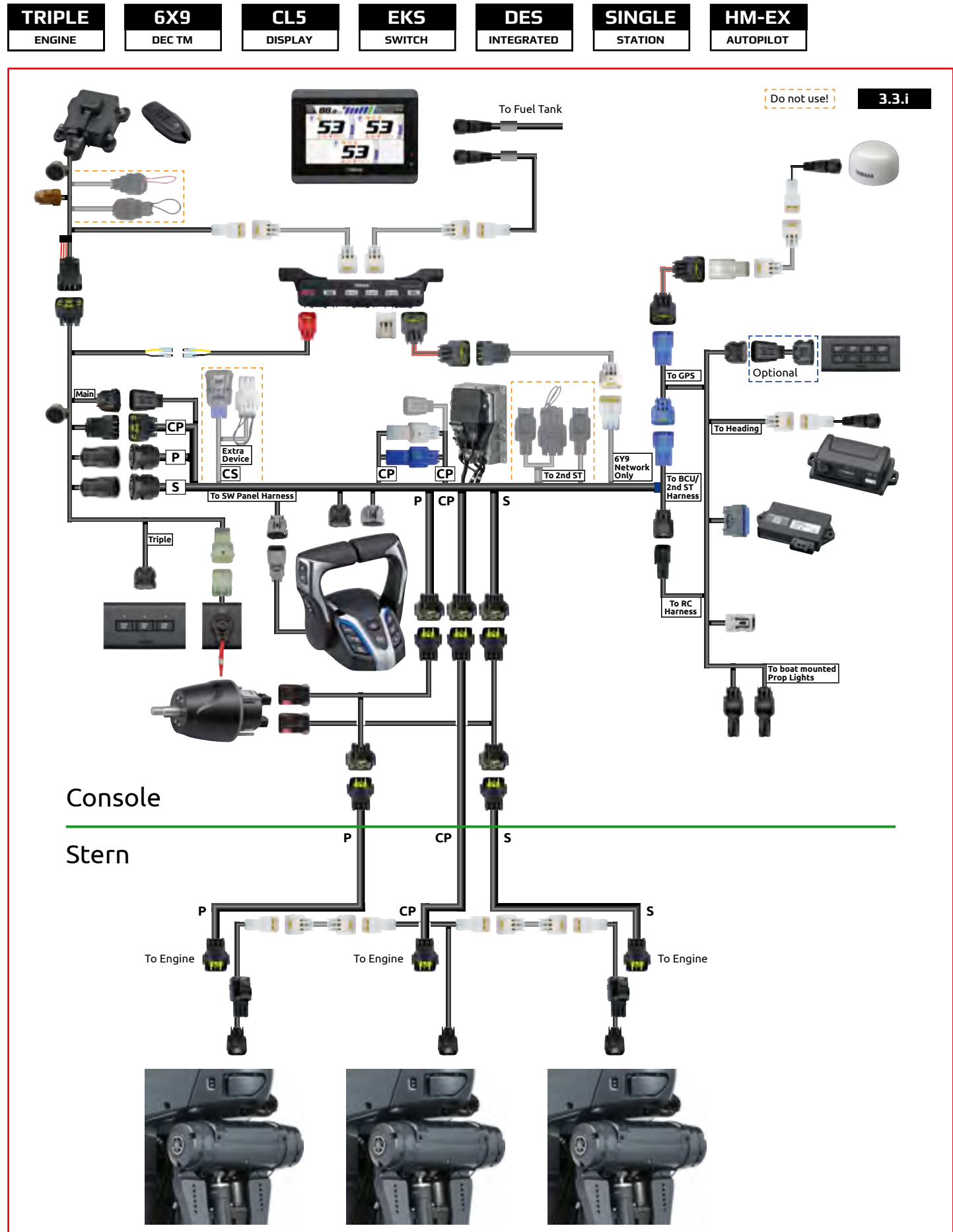
HARNESS OPTIONS

Main harness 16P	Length (m)	Main bus wire	Length	Pigtail bus wire	Length
6X6-8258A-91-00	1.5m (5 ft)	6Y8-82553-01-00	0.3m (1 ft)	6Y8-82521-01-00	0.3m (1 ft)
6X6-8258A-51-00	3.7m (12 ft)	6Y8-82553-50-00	3m (10 ft)	6Y8-82521-11-00	0.6m (2 ft)
6X6-8258A-61-00	5.2m (17 ft)	6Y8-82553-11-00	4.6m (15 ft)	6Y8-82521-21-00	0.9m (3 ft)
6X6-8258A-01-00	6m (19 ft)	6Y8-82553-21-00	6.1m (20 ft)	6Y8-82521-31-00	1.8m (6 ft)
6X6-8258A-11-00	7m (23 ft)	6Y8-82553-31-00	7.6m (25 ft)	6Y8-82521-41-00	2.7m (9 ft)
6X6-8258A-21-00	8m (26 ft)	6Y8-82553-41-00	9.1m (30 ft)	6Y8-82521-51-00	3.6m (12 ft)
6X6-8258A-31-00	10m (32 ft)				
6X6-8258A-41-00	12m (39 ft)	SCU Link harness P/S	Length	SCU Link harness Center	Length
6X6-8258A-71-00	15m (49 ft)	6X9-81115-00-00	0.3m (1 ft)	6X9-81115-10-00	0.3m (1 ft)
6X6-8258A-81-00	24m (79 ft)	6GR-81115-00-00	1.5m (5 ft)	6GR-81115-20-00	1.5m (5 ft)
		6GR-81115-10-00	3.0m (10 ft)	6GR-81115-30-00	3.0m (10 ft)
Helm Harness	Length				
6GR-8258A-11-00	0.9m (3 ft)				
6GR-8258A-51-00	1.8m (6 ft)				
6GR-8258A-61-00	2.7m (9 ft)				

Rigging Diagrams

DBW REMOTE CONTROL (MAIN STATION)

TRIPLE LEVEL 3 INTEGRATED



TRIPLE LEVEL 3 INTEGRATED PARTS

	Description	Qty	Note	
LEVEL 1	6X9-48208-10-00	6X9 Triple Top Mt DEC IY23	1	
	6YM-762G0-05-00	CL5 Color Touch Gauge Kit - DEC*	1	
	6X9-762E0-20-00	EKS Kit - Triple IY23	1	
	6X6-8258A-31-00	Main harness 16P 10m / 32 ft	1	Other lengths available
	6X6-8258A-41-00	Main harness 16P 12m / 39 ft	2	Other lengths available
LEVEL 2	6X9-615A0-10-00	Compact helm unit	1	Tilt type available (Kit: 6GR-762H0-01-00)
	6GR-81115-00-00	SCU link harness (Port/ Stbd) 1.5m (5 ft)	2	Other lengths available
	6GR-81115-20-00	SCU link harness (Center) 1.5m (5 ft)	1	Other lengths available
	6Y8-82521-11-00	Pigtail bus wire 0.6m / 2 ft	2	Other lengths available
	6GR-8258A-10-00	Helm harness main station Twin/Triple/Quad 0.9m / 3 ft	2	Other lengths available
LEVEL 3	6X9-762P0-06-00	Autopilot Kit	1	
	6Y8-82553-50-00	Main bus wire 3m / 10 ft	1	Other length available
	6Y8-82521-01-00	Pigtail bus wire 0.3m / 1 ft	1	Other length available
	6X9-82521-00-00	AP Panel Ext Harness 4.6m / 15 ft	1	(Optional) Other length available
	Level 3 requires an compatible multi-function display for map functions			

*) For other display options, check the display section in this guide

KIT CONTENTS

Part Number	Description	Qty	Note
6YM-762G0-05-00	CL5 Color Touch Gauge Kit - DEC	1	
6YM-83710-14-00	CL5 display	1	
6YM-83553-00-00	Conversion harness	1	0.9 m (3 ft)
6YD-8356N-00-00	Fuel tank wire	1	
6Y8-81920-01-00	Multi hub	1	
6Y9-83553-00-00	Conversion harness	1	
6Y8-82553-01-00	Main bus wire	1	0.3m (1 ft), other lengths available
6Y8-82521-31-00	Pigtail bus wire	1	1.8m (6 ft), other lengths available
6Y8-83553-02-00	System power supply	1	
6Y8-82582-11-00	Terminal cap white	2	

Part Number	Description	Qty	Note	Part Number	Description	Qty	Note
6X9-762E0-20-00	EKS Kit - Triple IY23	1		6X9-762P0-06-00	Autopilot Kit - Quad	1	
6X9-82570-41-00	Individual start stop	1		6X9-8253V-01-00	Autopilot panel	1	
6X9-82716-41-00	EKS harness	1		6X9-88107-00-00	GPS antenna	1	
6X9-82570-C0-00	Lanyard switch	1		6X9-8A410-00-00	Heading sensor	1	
6X9-86254-00-00	Immobilizer + key fob (2pcs)	1	433Mhz	6X9-8591T-14-00	Boat Control Unit	1	
6Y8-82521-11-00	Pigtail bus wire	1	0.6m (2 ft)	6Y8-81920-11-00	Single hub	1	
6Y8-48277-00-00	Sticker	1		6X9-82386-01-00	BCU harness	1	Ext. available
				6YM-83553-00-00	Conversion harness	2	0.9m (3 ft)

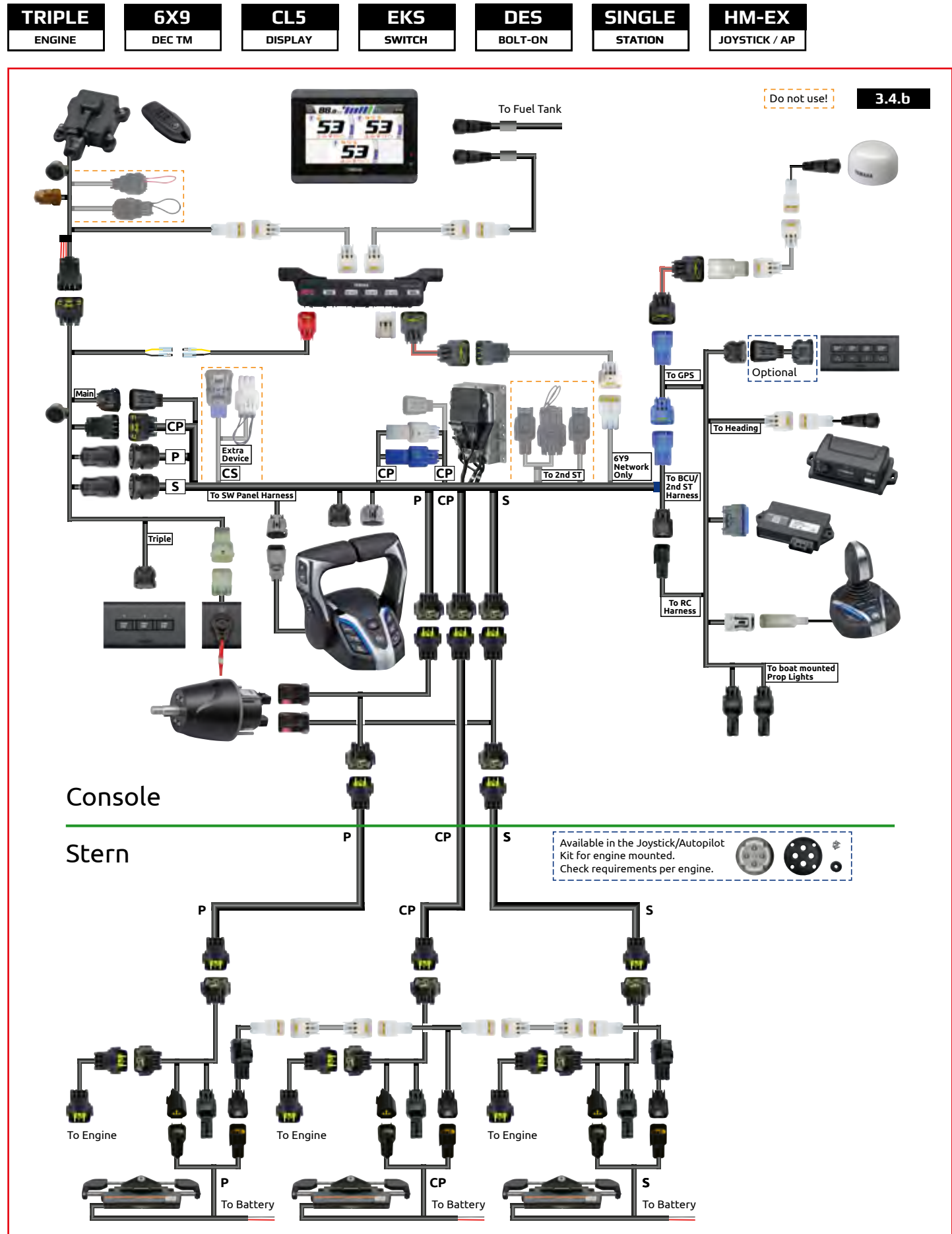
HARNESS OPTIONS

Main harness 16P	Length (m)	Main bus wire	Length	Pigtail bus wire	Length
6X6-8258A-91-00	1.5m (5 ft)	6Y8-82553-01-00	0.3m (1 ft)	6Y8-82521-01-00	0.3m (1 ft)
6X6-8258A-51-00	3.7m (12 ft)	6Y8-82553-50-00	3m (10 ft)	6Y8-82521-11-00	0.6m (2 ft)
6X6-8258A-61-00	5.2m (17 ft)	6Y8-82553-11-00	4.6m (15 ft)	6Y8-82521-21-00*	0.9m (3 ft)
6X6-8258A-01-00	6m (19 ft)	6Y8-82553-21-00	6.1m (20 ft)	6Y8-82521-31-00	1.8m (6 ft)
6X6-8258A-11-00	7m (23 ft)	6Y8-82553-31-00	7.6m (25 ft)	6Y8-82521-41-00	2.7m (9 ft)
6X6-8258A-21-00	8m (26 ft)	6Y8-82553-41-00	9.1m (30 ft)	6Y8-82521-51-00	3.6m (12 ft)
6X6-8258A-31-00	10m (32 ft)			* Max length GPS antenna connection	
6X6-8258A-41-00	12m (39 ft)				
6X6-8258A-71-00	15m (49 ft)	Helm Harness	Length	AP Panel Ext Harness	Length
6X6-8258A-81-00	24m (79 ft)	6GR-8258A-11-00	0.9m (3 ft)	6X9-82521-00-00	4.6m (15 ft)
		6GR-8258A-51-00	1.8m (6 ft)	6X9-82521-10-00	9.1m (30 ft)
		6GR-8258A-61-00	2.7m (9 ft)		
SCU Link harness P/S	Length	SCU Link harness Center	Length		
6X9-81115-00-00	0.3m (1 ft)	6X9-81115-10-00	0.3m (1 ft)		
6GR-81115-00-00	1.5m (5 ft)	6GR-81115-20-00	1.5m (5 ft)		
6GR-81115-10-00	3.0m (10 ft)	6GR-81115-30-00	3.0m (10 ft)		

Rigging Diagrams

DBW REMOTE CONTROL (MAIN STATION)

TRIPLE LEVEL 3-4 BOLT-ON



TRIPLE LEVEL 3-4 BOLT-ON PARTS

	Description	Qty	Note	
LEVEL 1	6X9-48208-10-00	6X9 Triple Top Mt DEC IY23	1	
	6YM-762G0-05-00	CL5 Color Touch Gauge Kit - DEC*	1	
	6X9-762E0-20-00	EKS Kit - Triple IY23	1	
	6X6-8258A-31-00	Main harness 16P 10m / 32 ft	1	Other lengths available
	6X6-8258A-41-00	Main harness 16P 12m / 39 ft	2	Other lengths available
LEVEL 2	6X9-762S0-03-00	Bolt-on DES Kit	3	
	6X9-438A0-00-00	Steering actuator harness 2.4m / 8 ft	3	Other lengths available
	6X6-8258A-51-00	Main harness 16P 3.7m / 12 ft	3	Other lengths available
	6X9-615A0-10-00	Compact helm unit	1	Tilt type available (Kit: 6GR-762H0-01-00)
	6Y8-82521-11-00	Pigtail bus wire 0.6m / 2 ft	2	Other lengths available
	6GR-81115-00-00	SCU link harness (Port/Stbd) 1.5m (5 ft)	2	Other lengths available
	6GR-81115-20-00	SCU link harness (Center) 1.5m (5 ft)	1	Other lengths available
LEVEL 3-4	6GR-8258A-10-00	Helm harness main station Twin/Triple/Quad 0.9m / 3 ft	2	Other lengths available
	6X9-762J0-A1-00	JS/AP Kit - Triple IY23	1	
	6Y8-82553-50-00	Main bus wire 3m / 10 ft	1	Other lengths available
	6Y8-82521-01-00	Pigtail bus wire 0.3m / 1 ft	1	Other lengths available
	6X9-82521-00-00	AP Panel Ext Harness 4.6m / 15 ft	1	(Optional) Other lengths available

Level 3-4 requires an compatible multi-function display for map functions
 *) For other display options, check the display section in this guide

KIT CONTENTS

	Description	Qty	Note
6YM-762G0-05-00	CL5 Color Touch Gauge Kit - DEC		
6YM-83710-14-00	CL5 display	1	
6YM-83553-00-00	Conversion harness	1	0.9 m (3 ft)
6YD-8356N-00-00	Fuel tank wire	1	
6Y8-81920-01-00	Multihub	1	
6Y9-83553-00-00	Conversion harness	1	
6Y8-82553-01-00	Main bus wire	1	0.3m (1 ft), other lengths available
6Y8-82521-31-00	Pigtail bus wire	1	1.8m (6 ft), other lengths available
6Y8-83553-02-00	System power supply	1	
6Y8-82582-11-00	Terminal cap white	2	

6X9-762E0-20-00	EKS Kit - Triple IY23	Qty	Note	6X9-762J0-A1-00	JS/AP Kit - Triple IY23	Qty	Note
6X9-82570-41-00	Individual start stop	1		6X9-8253V-01-00	Autopilot panel	1	
6X9-82716-41-00	EKS harness	1		6X9-88107-02-00	GPS antenna	1	
6X9-82570-C0-00	Lanyard switch	1		6X9-8A410-00-00	Heading sensor	1	
6X9-86254-00-00	Immobilizer + key fob (2pcs)	1	433Mhz	6X9-8591T-34-00	Boat Control Unit	1	
6Y8-82521-11-00	Pigtail bus wire	1	0.6m (2 ft)	6Y8-81920-11-00	Single hub	1	
6Y8-48277-00-00	Sticker	1		6X9-82386-01-00	BCU harness	1	Ext. available
				6YM-83553-00-00	Conversion harness	2	0.9m (3 ft)
6X9-762S0-03-00	Bolt-on DES Kit	Qty	Note	6X9-482A0-02-00	Joystick Assy - LED IY23	1	
6X9-42401-00-00	Actuator	1		6KA-83720-00-00	Prop lights **	2	
6X9-8258A-90-00	Split harness	1		**) See engine mounted prop lights section			

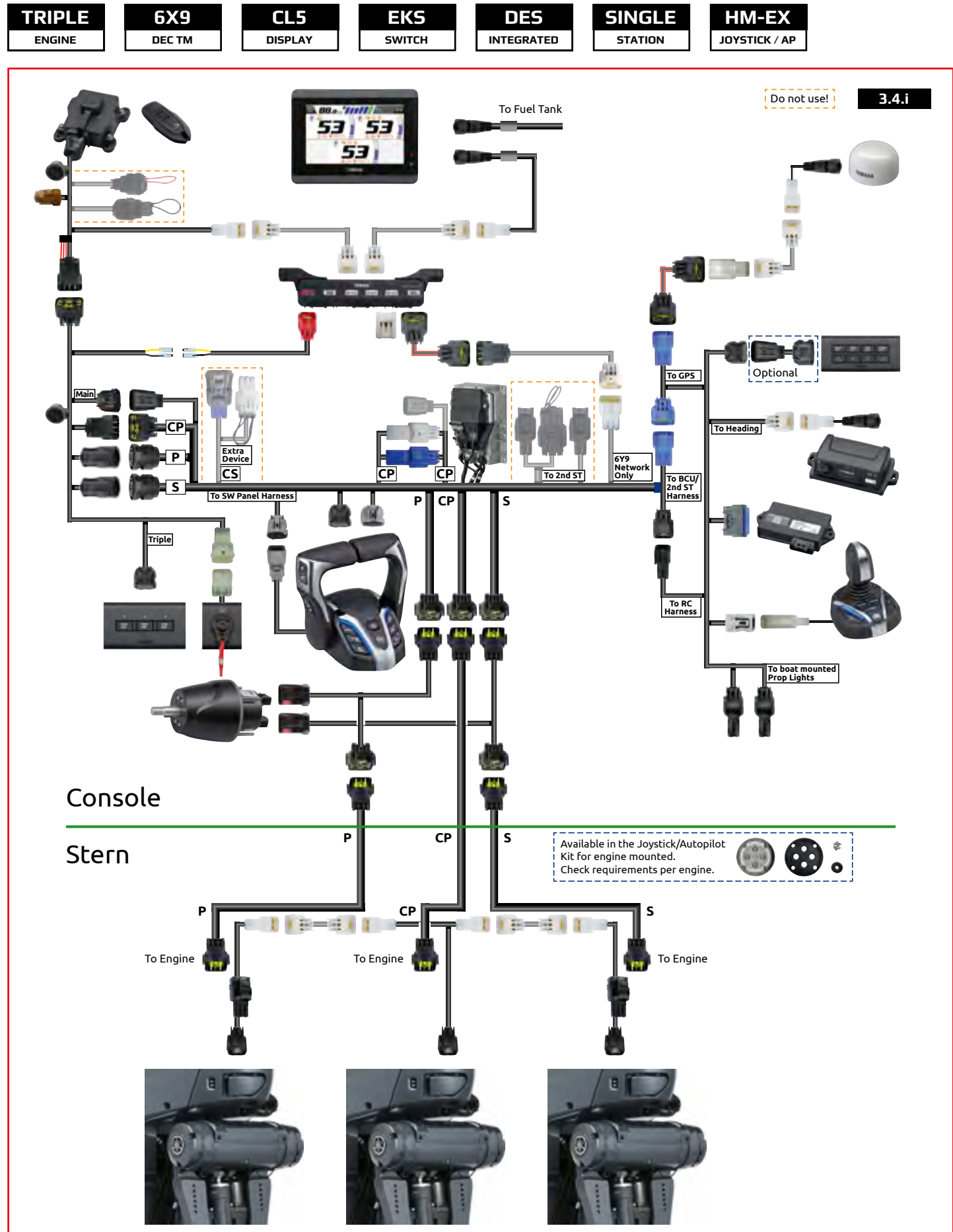
HARNESS OPTIONS

Main harness 16P	Length (m)	Main bus wire	Length	Pigtail bus wire	Length
6X6-8258A-91-00	1.5m (5 ft)	6Y8-82553-01-00	0.3m (1 ft)	6Y8-82521-01-00	0.3m (1 ft)
6X6-8258A-51-00	3.7m (12 ft)	6Y8-82553-50-00	3m (10 ft)	6Y8-82521-11-00	0.6m (2 ft)
6X6-8258A-61-00	5.2m (17 ft)	6Y8-82553-11-00	4.6m (15 ft)	6Y8-82521-21-00*	0.9m (3 ft)
6X6-8258A-01-00	6m (19 ft)	6Y8-82553-21-00	6.1m (20 ft)	6Y8-82521-31-00	1.8m (6 ft)
6X6-8258A-11-00	7m (23 ft)	6Y8-82553-31-00	7.6m (25 ft)	6Y8-82521-41-00	2.7m (9 ft)
6X6-8258A-21-00	8m (26 ft)	6Y8-82553-41-00	9.1m (30 ft)	6Y8-82521-51-00	3.6m (12 ft)
6X6-8258A-31-00	10m (32 ft)			* Max length GPS antenna connection	
6X6-8258A-41-00	12m (39 ft)	Steering actuator harness	Length	Helm Harness	Length
6X6-8258A-71-00	15m (49 ft)	6X9-438A0-00-00	2.4m (8 ft)	6GR-8258A-11-00	0.9m (3 ft)
6X6-8258A-81-00	24m (79 ft)	6X9-438A0-10-00	4.5m (15 ft)	6GR-8258A-51-00	1.8m (6 ft)
				6GR-8258A-61-00	2.7m (9 ft)
SCU Link harness P/S	Length	SCU Link harness Center	Length	AP Panel Ext Harness	Length
6X9-81115-00-00	0.3m (1 ft)	6X9-81115-10-00	0.3m (1 ft)	6X9-82521-00-00	4.6m (15 ft)
6GR-81115-00-00	1.5m (5 ft)	6GR-81115-20-00	1.5m (5 ft)	6X9-82521-10-00	9.1m (30 ft)
6GR-81115-10-00	3.0m (10 ft)	6GR-81115-30-00	3.0m (10 ft)		

Rigging Diagrams

DBW REMOTE CONTROL (MAIN STATION)

TRIPLE LEVEL 3-4 INTEGRATED



TRIPLE LEVEL 3-4 INTEGRATED PARTS

	Description	Qty	Note	
LEVEL 1	6X9-48208-10-00	6X9 Triple Top Mt DEC IY23	1	
	6YM-762G0-05-00	CL5 Color Touch Gauge Kit - DEC*	1	
	6X9-762E0-20-00	EKS Kit - Triple IY23	1	
	6X6-8258A-31-00	Main harness 16P 10m / 32 ft	1	Other lengths available
	6X6-8258A-41-00	Main harness 16P 12m / 39 ft	2	Other lengths available
LEVEL 2	6X9-615A0-10-00	Compact helm unit	1	Tilt type available (Kit: 6GR-762H0-01-00)
	6GR-81115-00-00	SCU link harness (Port/ Stbd) 1.5m (5 ft)	2	Other lengths available
	6GR-81115-20-00	SCU link harness (Center) 1.5m (5 ft)	1	Other lengths available
	6Y8-82521-11-00	Pigtail bus wire 0.6m / 2 ft	2	Other lengths available
	6GR-8258A-10-00	Helm harness main station Twin/Triple/Quad 0.9m / 3 ft	2	Other lengths available
LEVEL 3-4	6X9-762J0-A1-00	JS/AP Kit- Triple IY23	1	
	6Y8-82553-50-00	Main bus wire 3m / 10 ft	1	Other lengths available
	6Y8-82521-01-00	Pigtail bus wire 0.3m / 1 ft	1	Other lengths available
	6X9-82521-00-00	AP Panel Ext Harness 4.6m / 15 ft	1	(Optional) Other lengths available

Level 3-4 requires an compatible multi-function display for map functions

*) For other display options, check the display section in this guide

KIT CONTENTS

Part Number	Description	Qty	Note
6YM-762G0-05-00	CL5 Color Touch Gauge Kit - DEC	1	
6YM-83710-14-00	CL5 display	1	
6YM-83553-00-00	Conversion harness	1	0.9 m (3 ft)
6YD-8356N-00-00	Fuel tank wire	1	
6Y8-81920-01-00	Multi hub	1	
6Y9-83553-00-00	Conversion harness	1	
6Y8-82553-01-00	Main bus wire	1	0.3m (1 ft), other lengths available
6Y8-82521-31-00	Pigtail bus wire	1	1.8m (6 ft), other lengths available
6Y8-83553-02-00	System power supply	1	
6Y8-82582-11-00	Terminal cap white	2	

Part Number	Description	Qty	Note	Part Number	Description	Qty	Note
6X9-762E0-20-00	EKS Kit - Triple IY23	1		6X9-762J0-A1-00	JS/AP Kit - Triple IY23	1	
6X9-82570-41-00	Individual start stop	1		6X9-8253V-01-00	Autopilot panel	1	
6X9-82716-41-00	EKS harness	1		6X9-88107-02-00	GPS antenna	1	
6X9-82570-C0-00	Lanyard switch	1		6X9-8A410-00-00	Heading sensor	1	
6X9-86254-00-00	Immobilizer + key fob (2pcs)	1	433Mhz	6X9-8591T-34-00	Boat Control Unit	1	
6Y8-82521-11-00	Pigtail bus wire	1	0.6m (2 ft)	6Y8-81920-11-00	Single hub	1	
6Y8-48277-00-00	Sticker	1		6X9-82386-01-00	BCU harness	1	Ext. available
				6YM-83553-00-00	Conversion harness	2	0.9m (3 ft)
				6X9-482A0-02-00	Joystick Assy - LED IY23	1	
				6KA-83720-00-00	Prop lights **	2	

***) See engine mounted prop lights section

HARNESS OPTIONS

Main harness 16P	Length (m)	Main bus wire	Length	Pigtail bus wire	Length
6X6-8258A-91-00	1.5m (5 ft)	6Y8-82553-01-00	0.3m (1 ft)	6Y8-82521-01-00	0.3m (1 ft)
6X6-8258A-51-00	3.7m (12 ft)	6Y8-82553-50-00	3m (10 ft)	6Y8-82521-11-00	0.6m (2 ft)
6X6-8258A-61-00	5.2m (17 ft)	6Y8-82553-11-00	4.6m (15 ft)	6Y8-82521-21-00*	0.9m (3 ft)
6X6-8258A-01-00	6m (19 ft)	6Y8-82553-21-00	6.1m (20 ft)	6Y8-82521-31-00	1.8m (6 ft)
6X6-8258A-11-00	7m (23 ft)	6Y8-82553-31-00	7.6m (25 ft)	6Y8-82521-41-00	2.7m (9 ft)
6X6-8258A-21-00	8m (26 ft)	6Y8-82553-41-00	9.1m (30 ft)	6Y8-82521-51-00	3.6m (12 ft)
6X6-8258A-31-00	10m (32 ft)			* Max length GPS antenna connection	
6X6-8258A-41-00	12m (39 ft)				
6X6-8258A-71-00	15m (49 ft)	Helm harness	Length	AP Panel Ext Harness	Length
6X6-8258A-81-00	24m (79 ft)	6GR-8258A-11-00	0.9m (3 ft)	6X9-82521-00-00	4.6m (15 ft)
		6GR-8258A-51-00	1.8m (6 ft)	6X9-82521-10-00	9.1m (30 ft)
		6GR-8258A-61-00	2.7m (9 ft)		
SCU Link harness P/S	Length	SCU Link harness Center	Length		
6X9-81115-00-00	0.3m (1 ft)	6X9-81115-10-00	0.3m (1 ft)		
6GR-81115-00-00	1.5m (5 ft)	6GR-81115-20-00	1.5m (5 ft)		
6GR-81115-10-00	3.0m (10 ft)	6GR-81115-30-00	3.0m (10 ft)		

TRIPLE 2ND STATION LEVEL 1 PARTS

	Description	Qty	Note
	6X9-48207-30-00 6X9 Multi Top Mt - 2nd Stn IY23	1	2nd station
	6YM-83710-14-00 CL5 display 2nd station*	1	Display only
	6YM-83553-00-00 Conversion harness for CL5	1	
	6Y8-81920-11-00 Single hub	1	
LEVEL 1	6Y8-82521-11-00 Pigtail bus wire 0.6m / 2 ft	1	Other lengths available
	6Y8-82553-11-00 Main bus wire 4.6m / 15 ft	1	Other lengths available
	6X9-762E0-A0-00 EKS Kit - Triple 2nd Stn IY23	1	
	6X9-8258A-00-00 2nd station harness Port 5m / 16 ft	1	Other lengths available
	6X9-8258A-30-00 2nd station harness Stbd 5m / 16 ft	1	Other lengths available
	6X9-8258A-60-00 2nd station harness Center 5m / 16 ft	1	Other lengths available

*) For other display options, check the display section in this guide

KIT CONTENTS

	Description	Qty	Note
6X9-762E0-A0-00	EKS Kit - Triple 2nd Stn IY23		
6X9-82570-41-00	Individual start / stop	1	
6X9-82716-80-00	EKS harness	1	
6X9-82570-C0-00	Lanyard switch	1	

HARNESS OPTIONS

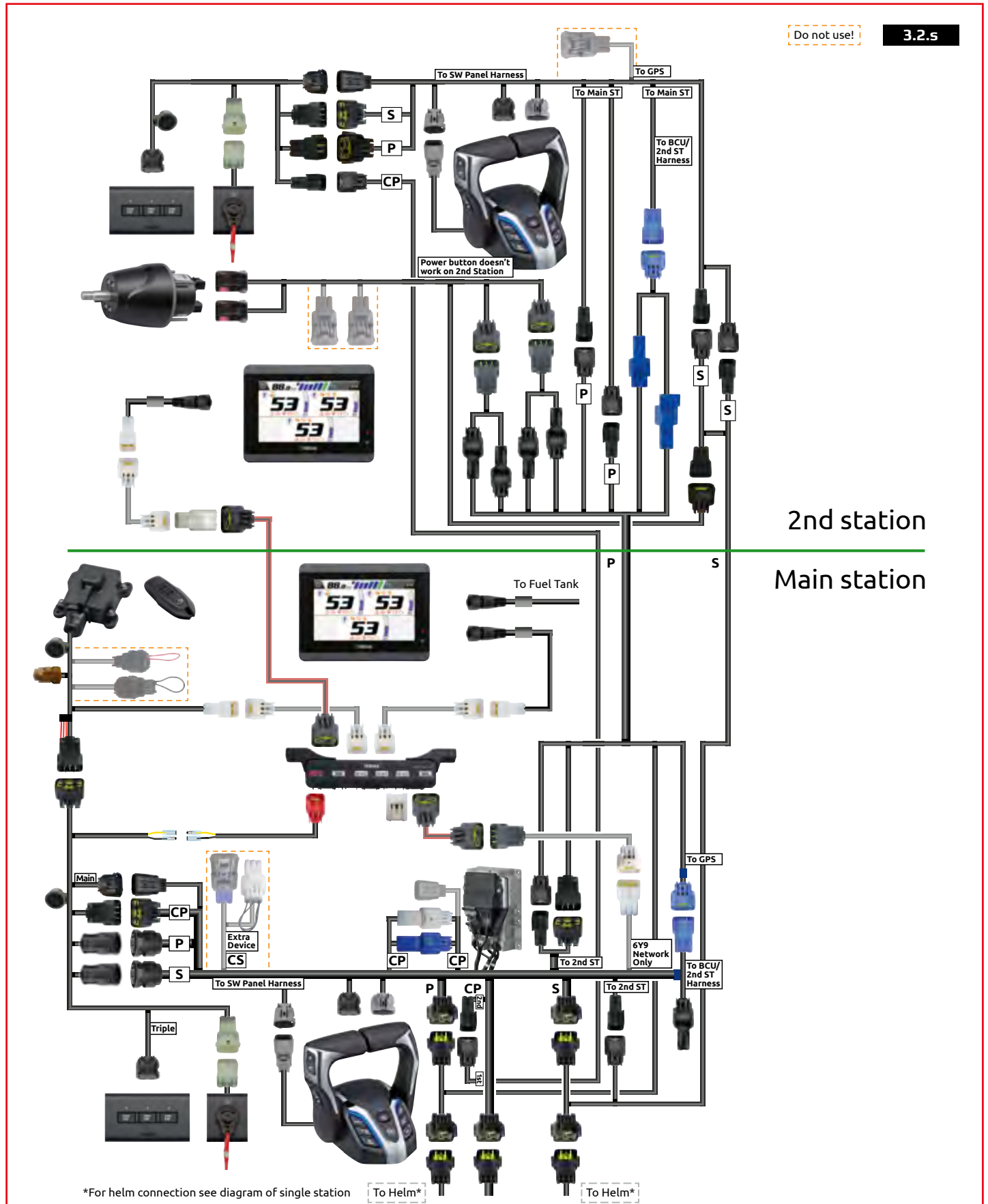
Main bus wire		Pigtail bus wire		2nd helm harness Port		2nd helm harness Stbd		2nd helm harness Center	
	Length		Length		Length		Length		Length
6Y8-82553-01-00	0.3m (1 ft)	6Y8-82521-01-00	0.3m (1 ft)	6X9-8258A-00-00	5m (16 ft)	6X9-8258A-30-00	5m (16 ft)	6X9-8258A-60-00	5m (16 ft)
6Y8-82553-50-00	3m (10 ft)	6Y8-82521-11-00	0.6m (2 ft)	6X9-8258A-10-00	8m (26 ft)	6X9-8258A-40-00	8m (26 ft)	6X9-8258A-70-00	8m (26 ft)
6Y8-82553-11-00	4.6m (15 ft)	6Y8-82521-21-00	0.9m (3 ft)	6X9-8258A-20-00	12m (38 ft)	6X9-8258A-50-00	12m (38 ft)	6X9-8258A-80-00	12m (38 ft)
6Y8-82553-21-00	6.1m (20 ft)	6Y8-82521-31-00	1.8m (6 ft)						
6Y8-82553-31-00	7.6m (25 ft)	6Y8-82521-41-00	2.7m (9 ft)						
6Y8-82553-41-00	9.1m (30 ft)	6Y8-82521-51-00	3.6m (12 ft)						

Rigging Diagrams

DBW REMOTE CONTROL (2ND STATION)

TRIPLE 2ND STATION LEVEL 2

TRIPLE ENGINE	6X9 DEC TM	CL5 DISPLAY	EKS SWITCH	DES BOLT-ON	DUAL STATION
-------------------------	----------------------	-----------------------	----------------------	-----------------------	------------------------



TRIPLE 2ND STATION LEVEL 2 PARTS

	Description	Qty	Note
	6X9-48207-30-00 6X9 Multi Top Mt - 2nd Stn IY23	1	2nd station
	6YM-83710-14-00 CL5 display 2nd station*	1	Display only
	6YM-83553-00-00 Conversion harness for CL5	1	
	6Y8-81920-11-00 Single hub	1	
	6Y8-82521-11-00 Pigtail bus wire 0.6m / 2 ft	1	Other lengths available
LEVEL 1	6Y8-82553-11-00 Main bus wire 4.6m / 15 ft	1	Other lengths available
	6X9-762E0-A0-00 EKS Kit - Triple 2nd Stn IY23	1	
	6X9-8258A-00-00 2nd station harness Port 5m / 16 ft	1	Other lengths available
	6X9-8258A-30-00 2nd station harness Stbd 5m / 16 ft	1	Other lengths available
	6X9-8258A-60-00 2nd station harness Center 5m / 16 ft	1	Other lengths available
	6GR-8258A-V0-00 Extension harness**	2	XTO 375/425 only
LEVEL 2	6X9-615A0-10-00 Compact helm unit	1	Tilt type available (Kit: 6GR-762H0-01-00)
	6X9-8258A-B1-00 Helm harness 2nd St 0.9m / 3 ft	1	

*) For other display options, check the display section in this guide

KIT CONTENTS

		Qty	Note
6X9-762E0-A0-00	EKS Kit - Triple 2nd Stn IY23		
6X9-82570-41-00	Individual start / stop	1	
6X9-82716-80-00	EKS harness	1	
6X9-82570-C0-00	Lanyard switch	1	

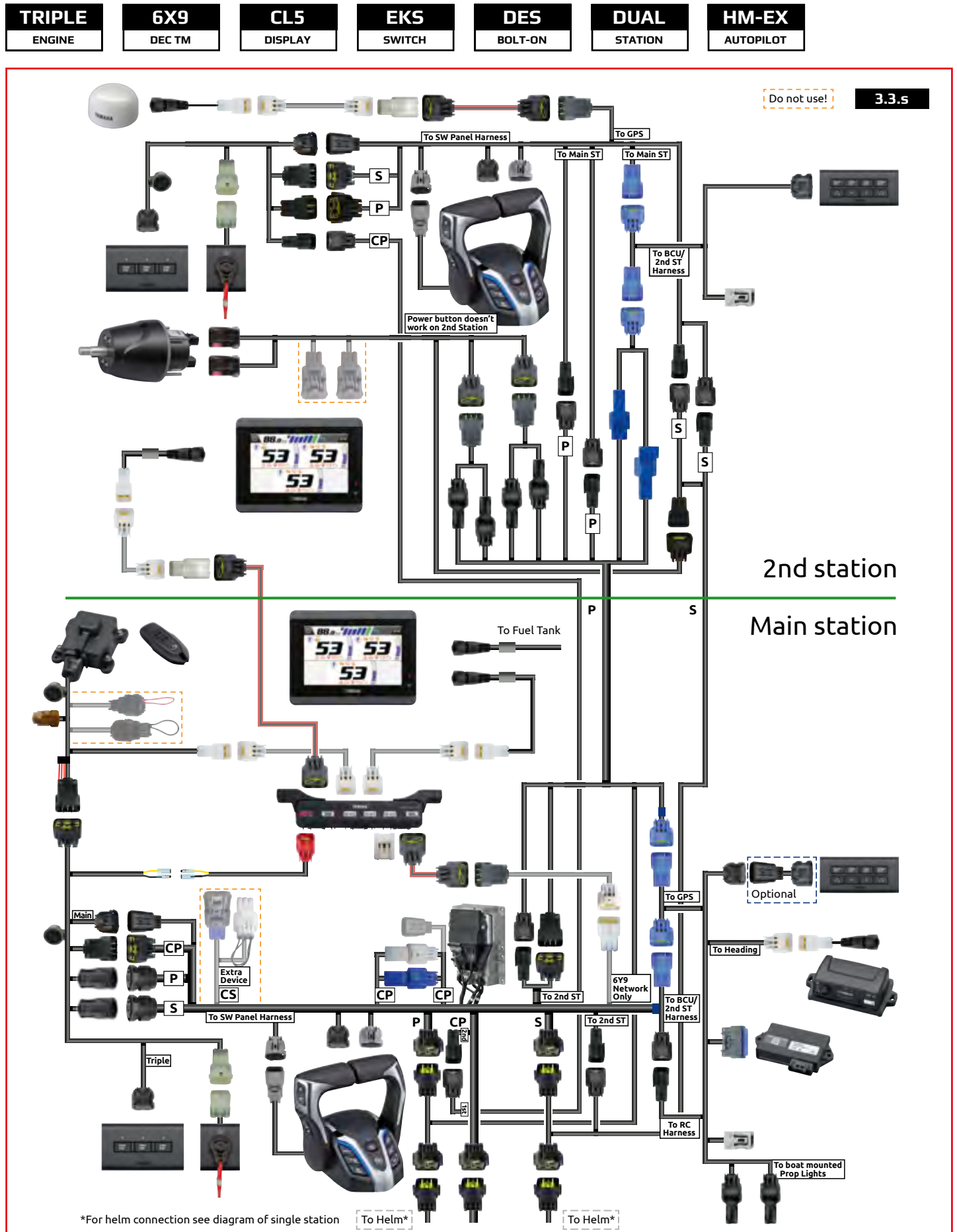
HARNESS OPTIONS

Main bus wire	Length	Pigtail bus wire	Length		
6Y8-82553-01-00	0.3m (1 ft)	6Y8-82521-01-00	0.3m (1 ft)		
6Y8-82553-50-00	3m (10 ft)	6Y8-82521-11-00	0.6m (2 ft)		
6Y8-82553-11-00	4.6m (15 ft)	6Y8-82521-21-00	0.9m (3 ft)		
6Y8-82553-21-00	6.1m (20 ft)	6Y8-82521-31-00	1.8m (6 ft)		
6Y8-82553-31-00	7.6m (25 ft)	6Y8-82521-41-00	2.7m (9 ft)		
6Y8-82553-41-00	9.1m (30 ft)	6Y8-82521-51-00	3.6m (12 ft)		
2nd helm harness Port	Length	2nd helm harness Stbd	Length	2nd helm harness Center	Length
6X9-8258A-00-00	5m (16 ft)	6X9-8258A-30-00	5m (16 ft)	6X9-8258A-60-00	5m (16 ft)
6X9-8258A-10-00	8m (26 ft)	6X9-8258A-40-00	8m (26 ft)	6X9-8258A-70-00	8m (26 ft)
6X9-8258A-20-00	12m (38 ft)	6X9-8258A-50-00	12m (38 ft)	6X9-8258A-80-00	12m (38 ft)

Rigging Diagrams

DBW REMOTE CONTROL (2ND STATION)

TRIPLE 2ND STATION LEVEL 3



TRIPLE 2ND STATION LEVEL 3 PARTS

	Description	Qty	Note
	6X9-48207-30-00 6X9 Multi Top Mt - 2nd Stn IY23	1	2nd station
	6YM-83710-14-00 CL5 display 2nd station*	1	Display only
	6YM-83553-00-00 Conversion harness for CL5	1	
	6Y8-81920-11-00 Single hub	1	
	6Y8-82521-11-00 Pigtail bus wire 0.6m / 2 ft	1	Other lengths available
LEVEL 1	6Y8-82553-11-00 Main bus wire 4.6m / 15 ft	1	Other lengths available
	6X9-762E0-A0-00 EKS Kit - Triple 2nd Stn IY23	1	
	6X9-8258A-00-00 2nd station harness Port 5m / 16 ft	1	Other lengths available
	6X9-8258A-30-00 2nd station harness Stbd 5m / 16 ft	1	Other lengths available
	6X9-8258A-60-00 2nd station harness Center 5m / 16 ft	1	Other lengths available
	6GR-8258A-V0-00 Extension harness**	2	XTO 375/425 only
LEVEL 2	6X9-615A0-10-00 Compact helm unit	1	Tilt type available (Kit: 6GR-762H0-01-00)
	6X9-8258A-B1-00 Helm harness 2nd station 0.9m / 3 ft	1	
	6X9-762P0-11-00 Autopilot Kit - 2nd station	1	
LEVEL 3	6X9-82521-00-00 AP Panel Ext Harness 4.6m / 15 ft	1	(Optional) Other length available
Level 3 requires an compatible multi-function display for map functions			
*) For other display options, check the display section in this guide			

KIT CONTENTS

6X9-762E0-A0-00	EKS Kit - Triple 2nd Stn IY23	Qty	Note
6X9-82570-41-00	Individual start / stop	1	
6X9-82716-80-00	EKS harness	1	
6X9-82570-C0-00	Lanyard switch	1	
6X9-762P0-11-00	Autopilot Kit - 2nd station	Qty	Note
6X9-8253V-01-00	Autopilot panel	1	
6X9-82386-10-00	BCU harness	1	Extention available

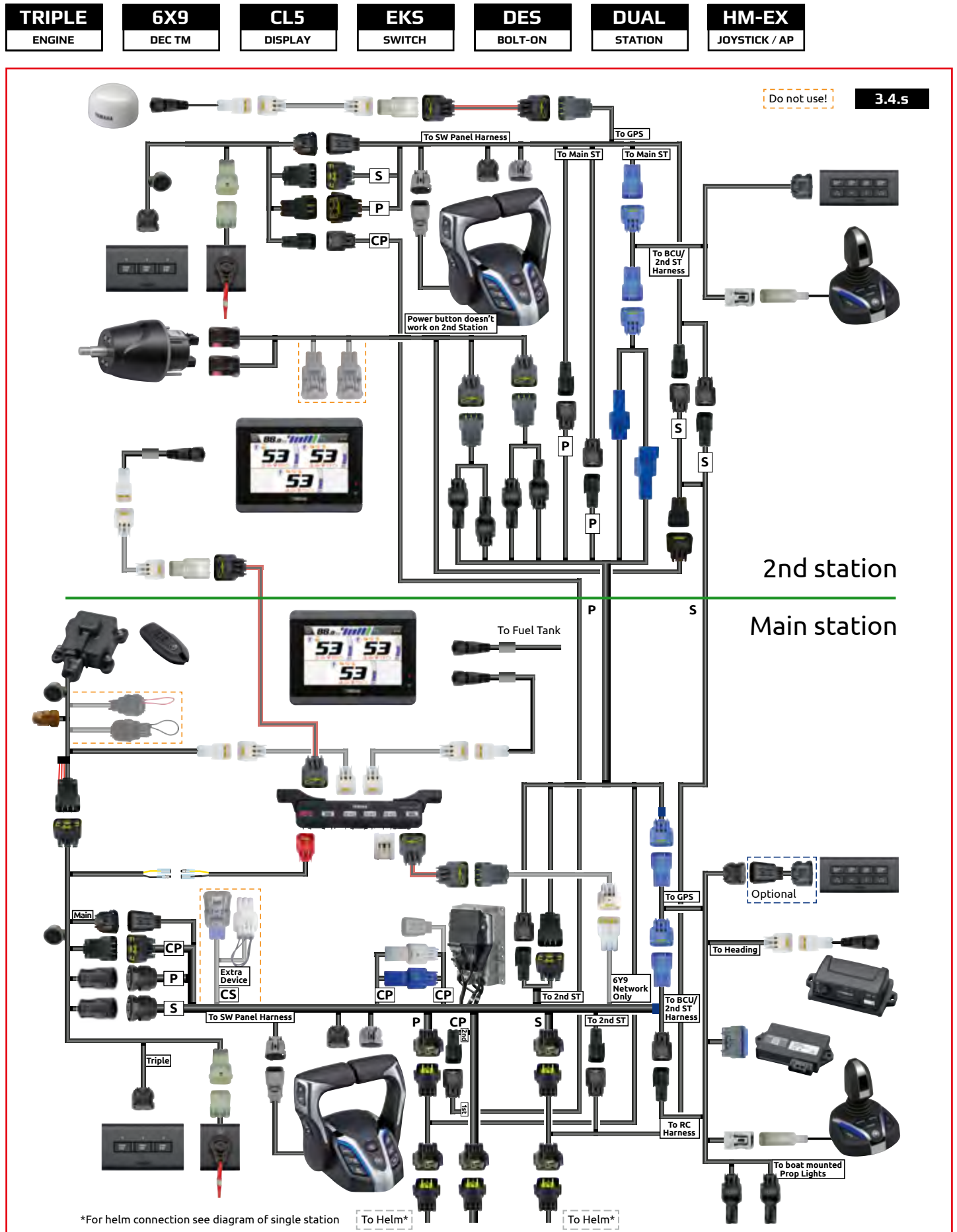
HARNESS OPTIONS

Main bus wire	Length	Pigtail bus wire	Length	2nd helm harness Port	Length
6Y8-82553-01-00	0.3m (1 ft)	6Y8-82521-01-00	0.3m (1 ft)	6X9-8258A-00-00	5m (16 ft)
6Y8-82553-50-00	3m (10 ft)	6Y8-82521-11-00	0.6m (2 ft)	6X9-8258A-10-00	8m (26 ft)
6Y8-82553-11-00	4.6m (15 ft)	6Y8-82521-21-00	0.9m (3 ft)	6X9-8258A-20-00	12m (38 ft)
6Y8-82553-21-00	6.1m (20 ft)	6Y8-82521-31-00	1.8m (6 ft)		
6Y8-82553-31-00	7.6m (25 ft)	6Y8-82521-41-00	2.7m (9 ft)		
6Y8-82553-41-00	9.1m (30 ft)	6Y8-82521-51-00	3.6m (12 ft)		
AP Panel Ext Harness	Length	2nd helm harness Stbd	Length	2nd helm harness Center	Length
6X9-82521-00-00	4.6m (15 ft)	6X9-8258A-30-00	5m (16 ft)	6X9-8258A-60-00	5m (16 ft)
6X9-82521-10-00	9.1m (30 ft)	6X9-8258A-40-00	8m (26 ft)	6X9-8258A-70-00	8m (26 ft)
		6X9-8258A-50-00	12m (38 ft)	6X9-8258A-80-00	12m (38 ft)

Rigging Diagrams

DBW REMOTE CONTROL (2ND STATION)

TRIPLE 2ND STATION LEVEL 3-4



TRIPLE 2ND STATION LEVEL 3-4 PARTS

	Description	Qty	Note
	6X9-48207-30-00 6X9 Multi Top Mt - 2nd Stn IY23	1	2nd station
	6YM-83710-14-00 CL5 display 2nd station*	1	Display only
	6YM-83553-00-00 Conversion harness for CL5	1	
	6Y8-81920-11-00 Single hub	1	
LEVEL 1	6Y8-82521-11-00 Pigtail bus wire 0.6m / 2 ft	1	Other lengths available
	6Y8-82553-11-00 Main bus wire 4.6m / 15 ft	1	Other lengths available
	6X9-762E0-A0-00 EKS Kit - Triple 2nd Stn IY23	1	
	6X9-8258A-00-00 2nd station harness Port 5m / 16 ft	1	Other lengths available
	6X9-8258A-30-00 2nd station harness Stbd 5m / 16 ft	1	Other lengths available
	6X9-8258A-60-00 2nd station harness Center 5m / 16 ft	1	Other lengths available
	6GR-8258A-V0-00 Extension harness**	2	XTO 375/425 only
	6X9-615A0-10-00 Compact helm unit	1	Tilt type available (Kit: 6GR-762H0-01-00)
LEVEL 2	6X9-8258A-B1-00 Helm harness 2nd station 0.9m / 3 ft	1	
	6X9-762P0-11-00 Autopilot Kit - 2nd station	1	
LEVEL 3-4	6X9-482A0-02-00 Joystick Assy - LED IY23	1	
	6X9-82521-00-00 AP Panel Ext Harness 4.6m / 15 ft	1	(Optional) Other length available

Level 3-4 requires an compatible multi-function display for map functions
 *) For other display options, check the display section in this guide

KIT CONTENTS

Part Number	Description	Qty	Note	Part Number	Description	Qty	Note
6X9-762E0-A0-00	EKS Kit - Triple 2nd Stn IY23			6X9-762P0-11-00	Autopilot Kit - 2nd station		
6X9-82570-41-00	Individual start / stop	1		6X9-8253V-01-00	Autopilot panel	1	
6X9-82716-80-00	EKS harness	1		6X9-82386-10-00	BCU Harness	1	Ext. available
6X9-82570-C0-00	Lanyard switch	1					

HARNESS OPTIONS

Main bus wire	Length	Pigtail bus wire	Length	2nd helm harness Port	Length
6Y8-82553-01-00	0.3m (1 ft)	6Y8-82521-01-00	0.3m (1 ft)	6X9-8258A-00-00	5m (16 ft)
6Y8-82553-50-00	3m (10 ft)	6Y8-82521-11-00	0.6m (2 ft)	6X9-8258A-10-00	8m (26 ft)
6Y8-82553-11-00	4.6m (15 ft)	6Y8-82521-21-00	0.9m (3 ft)	6X9-8258A-20-00	12m (38 ft)
6Y8-82553-21-00	6.1m (20 ft)	6Y8-82521-31-00	1.8m (6 ft)		
6Y8-82553-31-00	7.6m (25 ft)	6Y8-82521-41-00	2.7m (9 ft)		
6Y8-82553-41-00	9.1m (30 ft)	6Y8-82521-51-00	3.6m (12 ft)		

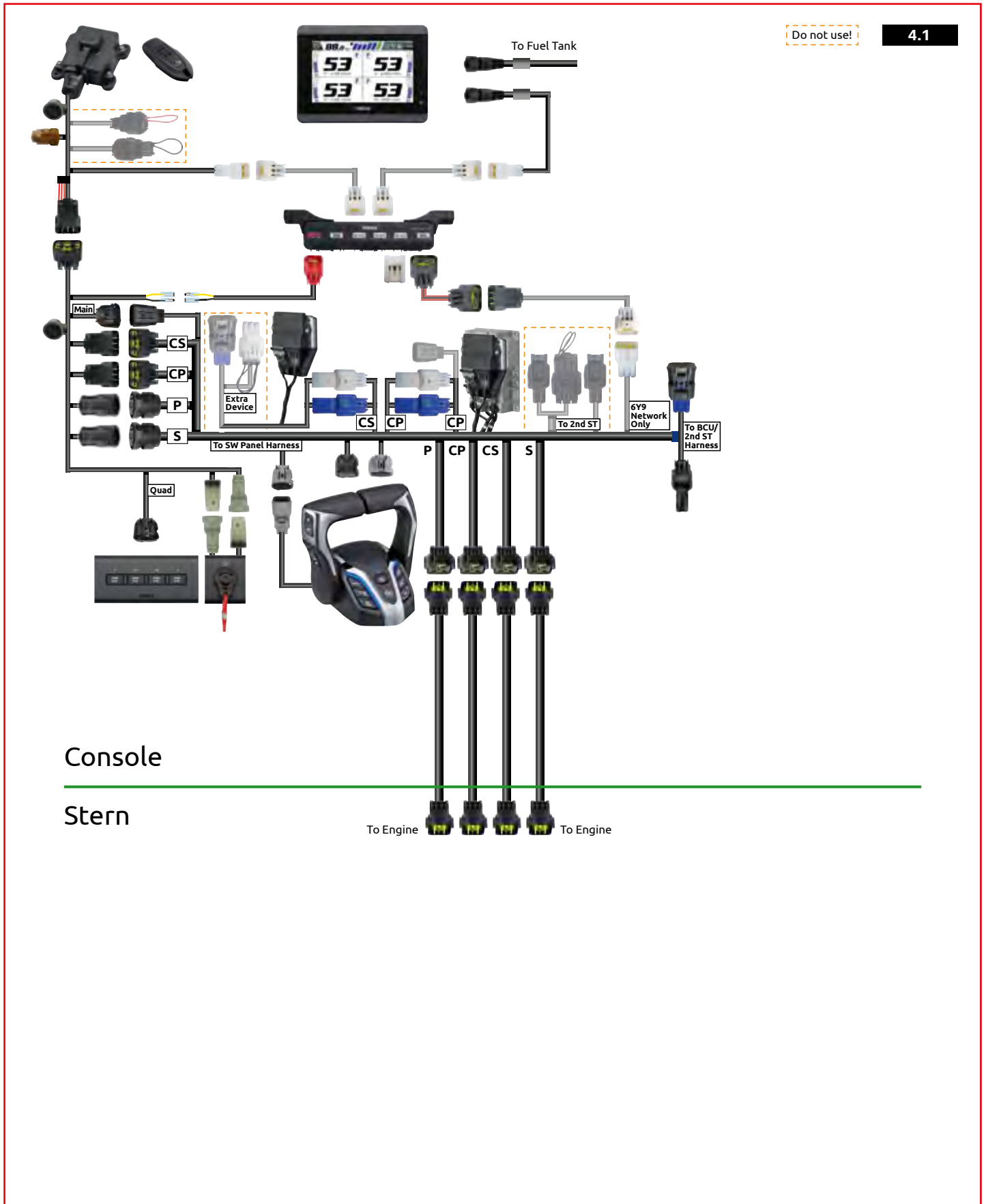
AP Panel Ext Harness	Length	2nd helm harness Stbd	Length	2nd helm harness Center	Length
6X9-82521-00-00	4.6m (15 ft)	6X9-8258A-30-00	5m (16 ft)	6X9-8258A-60-00	5m (16 ft)
6X9-82521-10-00	9.1m (30 ft)	6X9-8258A-40-00	8m (26 ft)	6X9-8258A-70-00	8m (26 ft)
		6X9-8258A-50-00	12m (38 ft)	6X9-8258A-80-00	12m (38 ft)

Rigging Diagrams

DBW REMOTE CONTROL (MAIN STATION)

QUAD LEVEL 1

QUAD ENGINE	6X9 DEC TM	CL5 DISPLAY	EKS SWITCH	DES STEERING	SINGLE STATION
-----------------------	----------------------	-----------------------	----------------------	------------------------	--------------------------



QUAD LEVEL 1 PARTS

	Description	Qty	Note
	6X9-48209-10-00 6X9 Quad Top Mt DEC IY23	1	
	6YM-762G0-05-00 CL5 Color Touch Gauge Kit - DEC*	1	
LEVEL 1	6X9-762E0-30-00 EKS Kit - Quad IY23	1	
	6X6-8258A-41-00 Main harness 16P 12m / 39 ft	2	Other lengths available
	6X6-8258A-71-00 Main harness 16P 15m / 49 ft	2	Other lengths available

*) For other display options, check the display section in this guide

KIT CONTENTS

	Description	Qty	Note
6YM-762G0-05-00	CL5 Color Touch Gauge Kit - DEC	1	
6YM-83710-14-00	CL5 Display	1	
6YM-83553-00-00	Conversion harness	1	0.9 m (3 ft)
6YD-8356N-00-00	Fuel tank wire	1	
6Y8-81920-01-00	Multi hub	1	
6Y9-83553-00-00	Conversion harness	1	
6Y8-82553-01-00	Main bus wire	1	0.3m (1 ft), other lengths available
6Y8-82521-31-00	Pigtail bus wire	1	1.8m (6 ft), other lengths available
6Y8-83553-02-00	System power supply	1	
6Y8-82582-11-00	Terminal cap white	2	
6X9-762E0-30-00	EKS Kit - Quad IY23	1	
6X9-82570-51-00	Individual start / stop	1	
6X9-82716-91-00	EKS harness	1	
6X9-82570-D0-00	Lanyard switch	1	
6X9-86260-02-00	Immobilizer + key fob (2pcs)	1	433Mhz
6Y8-82521-11-00	Pigtail bus wire	1	0.6m (2 ft)
6Y8-48277-00-00	Sticker	1	

HARNESS OPTIONS

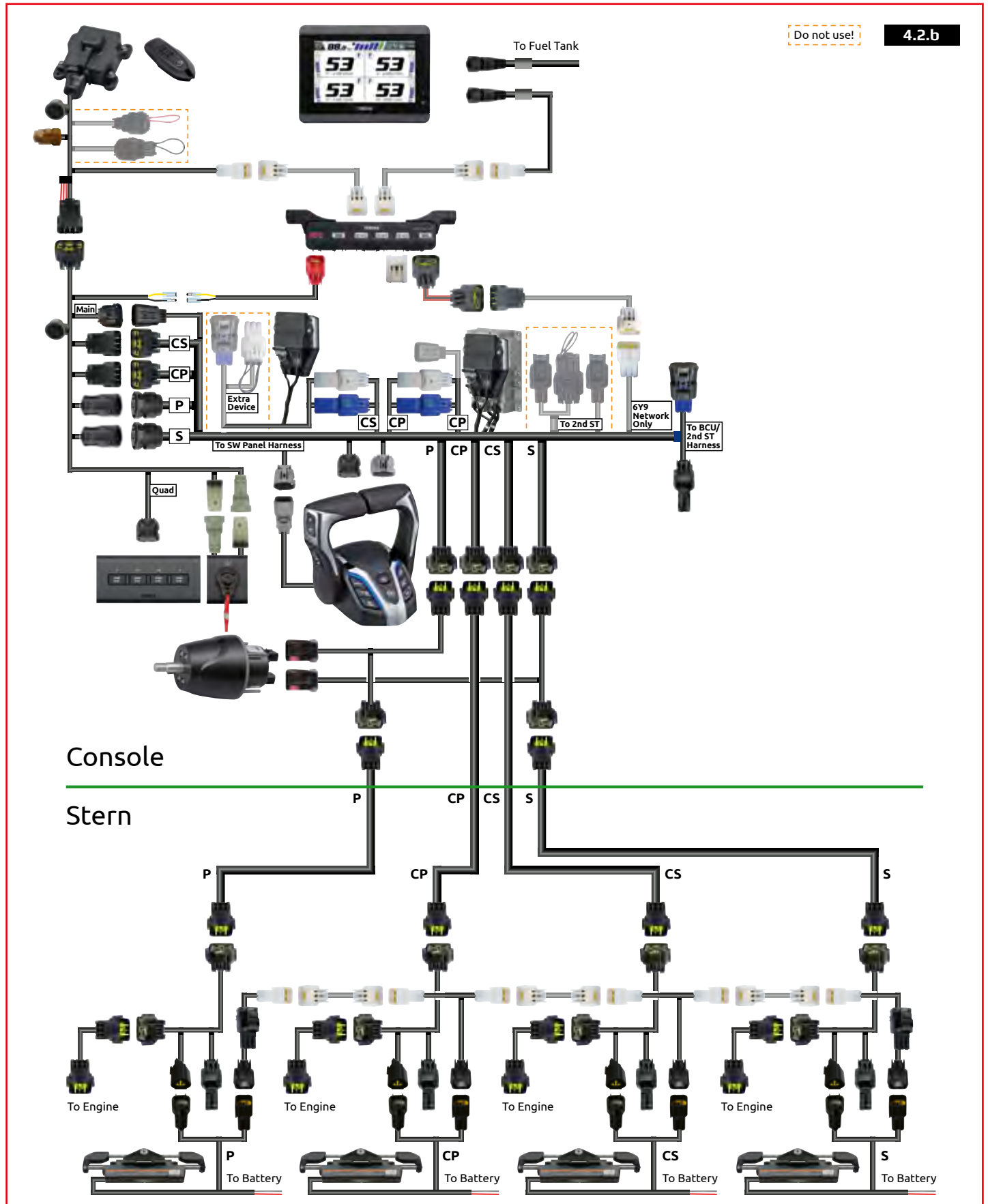
Main harness 16P	Length (m)	Main bus wire	Length	Pigtail bus wire	Length
6X6-8258A-90-00	1.5m (5 ft)	6Y8-82553-01-00	0.3m (1 ft)	6Y8-82521-01-00	0.3m (1 ft)
6X6-8258A-51-00	3.7m (12 ft)	6Y8-82553-50-00	3m (10 ft)	6Y8-82521-11-00	0.6m (2 ft)
6X6-8258A-61-00	5.2m (17 ft)	6Y8-82553-11-00	4.6m (15 ft)	6Y8-82521-21-00	0.9m (3 ft)
6X6-8258A-01-00	6m (19 ft)	6Y8-82553-21-00	6.1m (20 ft)	6Y8-82521-31-00	1.8m (6 ft)
6X6-8258A-11-00	7m (23 ft)	6Y8-82553-31-00	7.6m (25 ft)	6Y8-82521-41-00	2.7m (9 ft)
6X6-8258A-21-00	8m (26 ft)	6Y8-82553-41-00	9.1m (30 ft)	6Y8-82521-51-00	3.6m (12 ft)
6X6-8258A-31-00	10m (32 ft)				
6X6-8258A-41-00	12m (39 ft)				
6X6-8258A-71-00	15m (49 ft)				
6X6-8258A-81-00	24m (79 ft)				

Rigging Diagrams

DBW REMOTE CONTROL (MAIN STATION)

QUAD LEVEL 2 BOLT-ON

QUAD ENGINE	6X9 DEC TM	CL5 DISPLAY	EKS SWITCH	DES BOLT-ON	SINGLE STATION
-----------------------	----------------------	-----------------------	----------------------	-----------------------	--------------------------



QUAD LEVEL 2 BOLT-ON PARTS

	Description	Qty	Note	
LEVEL 1	6X9-48209-10-00	6X9 Quad Top Mt DEC IY23	1	
	6YM-762G0-05-00	CL5 Color Touch Gauge Kit - DEC*	1	
	6X9-762E0-30-00	EKS Kit - Quad IY23	1	
	6X6-8258A-41-00	Main harness 16P 12m / 39 ft	2	Other lengths available
	6X6-8258A-71-00	Main harness 16P 15m / 49 ft	2	Other lengths available
LEVEL 2	6X9-762S0-03-00	Bolt-on DES Kit	4	
	6X9-438A0-00-00	Steering actuator harness 2.4m / 8 ft	4	Other lengths available
	6X6-8258A-51-00	Main harness 16P 3.7m / 12 ft	4	Other lengths available
	6X9-615A0-10-00	Compact helm unit	1	Tilt type available (Kit: 6GR-762H0-01-00)
	6Y8-82521-11-00	Pigtail bus wire 0.6m / 2 ft	3	Other lengths available
	6GR-81115-00-00	SCU link harness (Port/Stbd) 1.5m (5 ft)	2	Other lengths available
	6GR-81115-20-00	SCU link harness (Center) 1.5m (5 ft)	2	Other lengths available
	6GR-8258A-11-00	Helm harness main station Twin/Triple/Quad 0.9m / 3 ft	2	Other lengths available

*) For other display options, check the display section in this guide

KIT CONTENTS

		Qty	Note
6YM-762G0-05-00	CL5 Color Touch Gauge Kit - DEC		
6YM-83710-14-00	CL5 display	1	
6YM-83553-00-00	Conversion harness	1	0.9 m (3 ft)
6YD-8356N-00-00	Fuel Tank Wire	1	
6Y8-81920-01-00	Multihub	1	
6Y9-83553-00-00	Conversion harness	1	
6Y8-82553-01-00	Main bus wire	1	0.3m (1 ft), other lengths available
6Y8-82521-31-00	Pigtail bus wire	1	1.8m (6 ft), other lengths available
6Y8-83553-02-00	System power supply	1	
6Y8-82582-11-00	Terminal cap white	2	

		Qty	Note
6X9-762E0-30-00	EKS Kit - Quad IY23		
6X9-82570-51-00	Individual start / stop	1	
6X9-82716-91-00	EKS harness	1	
6X9-82570-D0-00	Lanyard switch	1	
6X9-86260-02-00	Immobilizer + key fob (2pcs)	1	433Mhz
6Y8-82521-11-00	Pigtail bus wire	1	0.6m (2 ft)
6Y8-48277-00-00	Sticker	1	

		Qty	Note
6X9-762S0-03-00	Bolt-on DES Kit		
6X9-42401-00-00	Actuator	1	
6X9-8258A-90-00	Split harness	1	

HARNESS OPTIONS

Main harness 16P	Length (m)	Main bus wire	Length	Pigtail bus wire	Length
6X6-8258A-91-00	1.5m (5 ft)	6Y8-82553-01-00	0.3m (1 ft)	6Y8-82521-01-00	0.3m (1 ft)
6X6-8258A-51-00	3.7m (12 ft)	6Y8-82553-50-00	3m (10 ft)	6Y8-82521-11-00	0.6m (2 ft)
6X6-8258A-61-00	5.2m (17 ft)	6Y8-82553-11-00	4.6m (15 ft)	6Y8-82521-21-00	0.9m (3 ft)
6X6-8258A-01-00	6m (19 ft)	6Y8-82553-21-00	6.1m (20 ft)	6Y8-82521-31-00	1.8m (6 ft)
6X6-8258A-11-00	7m (23 ft)	6Y8-82553-31-00	7.6m (25 ft)	6Y8-82521-41-00	2.7m (9 ft)
6X6-8258A-21-00	8m (26 ft)	6Y8-82553-41-00	9.1m (30 ft)	6Y8-82521-51-00	3.6m (12 ft)
6X6-8258A-31-00	10m (32 ft)				
6X6-8258A-41-00	12m (39 ft)	Steering actuator harness	Length	Helm harness	Length
6X6-8258A-71-00	15m (49 ft)	6X9-438A0-00-00	2.4m (8 ft)	6GR-8258A-11-00	0.9m (3 ft)
6X6-8258A-81-00	24m (79 ft)	6X9-438A0-10-00	4.5m (15 ft)	6GR-8258A-51-00	1.8m (6 ft)
				6GR-8258A-61-00	2.7m (9 ft)

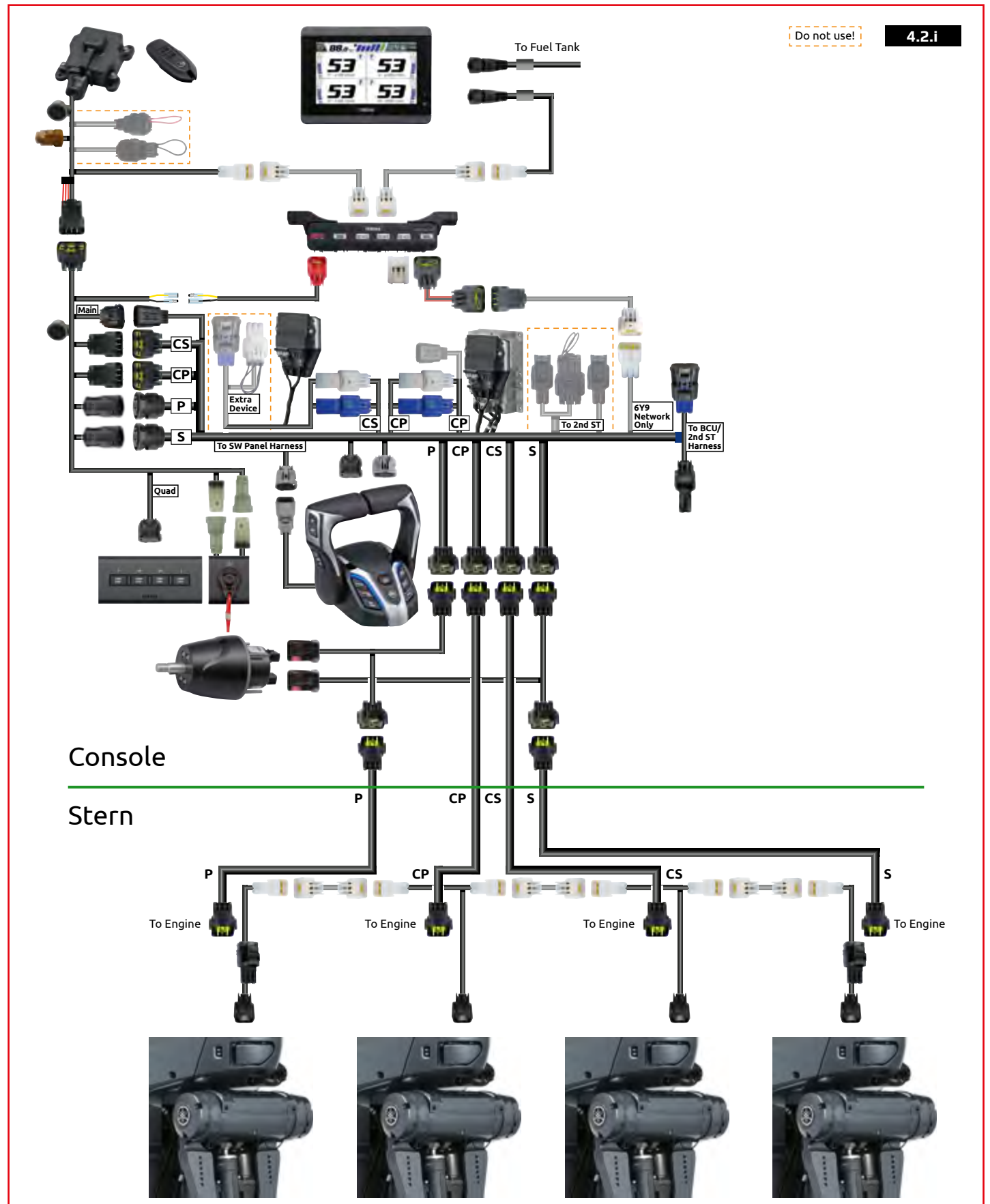
SCU Link harness P/S	Length	SCU Link harness Center	Length
6X9-81115-00-00	0.3m (1 ft)	6X9-81115-10-00	0.3m (1 ft)
6GR-81115-00-00	1.5m (5 ft)	6GR-81115-20-00	1.5m (5 ft)
6GR-81115-10-00	3.0m (10 ft)	6GR-81115-30-00	3.0m (10 ft)

Rigging Diagrams

DBW REMOTE CONTROL (MAIN STATION)

QUAD LEVEL 2 INTEGRATED

QUAD ENGINE	6X9 DEC TM	CL5 DISPLAY	EKS SWITCH	DES INTEGRATED	SINGLE STATION
-----------------------	----------------------	-----------------------	----------------------	--------------------------	--------------------------



QUAD LEVEL 2 INTEGRATED PARTS

	Description	Qty	Note
	6X9-48209-10-00 6X9 Quad Top Mt DEC IY23	1	
	6YM-762G0-05-00 CL5 Color Touch Gauge Kit - DEC*	1	
LEVEL 1	6X9-762E0-30-00 EKS Kit - Quad IY23	1	
	6X6-8258A-41-00 Main harness 16P 12m / 39 ft	2	Other lengths available
	6X6-8258A-71-00 Main harness 16P 15m / 49 ft	2	Other lengths available
	6X9-615A0-10-00 Compact helm unit	1	Tilt type available (Kit: 6GR-762H0-01-00)
	6GR-81115-00-00 SCU link harness (Port/ Stbd) 1.5m (5 ft)	2	Other lengths available
LEVEL 2	6GR-81115-20-00 SCU link harness (Center) 1.5m (5 ft)	2	Other lengths available
	6Y8-82521-11-00 Pigtail bus wire 0.6m / 2 ft	3	Other lengths available
	6GR-8258A-11-00 Helm harness main station Twin/Triple/Quad 0,9m / 3 ft	2	Other lengths available

*) For other display options, check the display section in this guide

KIT CONTENTS

	Description	Qty	Note
6YM-762G0-05-00	CL5 Color Touch Gauge Kit - DEC	1	
6YM-83710-14-00	CL5 display	1	
6YM-83553-00-00	Conversion harness	1	0.9 m (3 ft)
6YD-8356N-00-00	Fuel Tank Wire	1	
6Y8-81920-01-00	Multihub	1	
6Y9-83553-00-00	Conversion harness	1	
6Y8-82553-01-00	Main bus wire	1	0.3m (1 ft), other lengths available
6Y8-82521-31-00	Pigtail bus wire	1	1.8m (6 ft), other lengths available
6Y8-83553-02-00	System power supply	1	
6Y8-82582-11-00	Terminal cap white	2	
6X9-762E0-30-00	EKS Kit - Quad IY23	1	
6X9-82570-51-00	Individual start / stop	1	
6X9-82716-91-00	EKS harness	1	
6X9-82570-D0-00	Lanyard switch	1	
6X9-86260-02-00	Immobilizer + key fob (2pcs)	1	433Mhz
6Y8-82521-11-00	Pigtail bus wire	1	0.6m (2 ft)
6Y8-48277-00-00	Sticker	1	

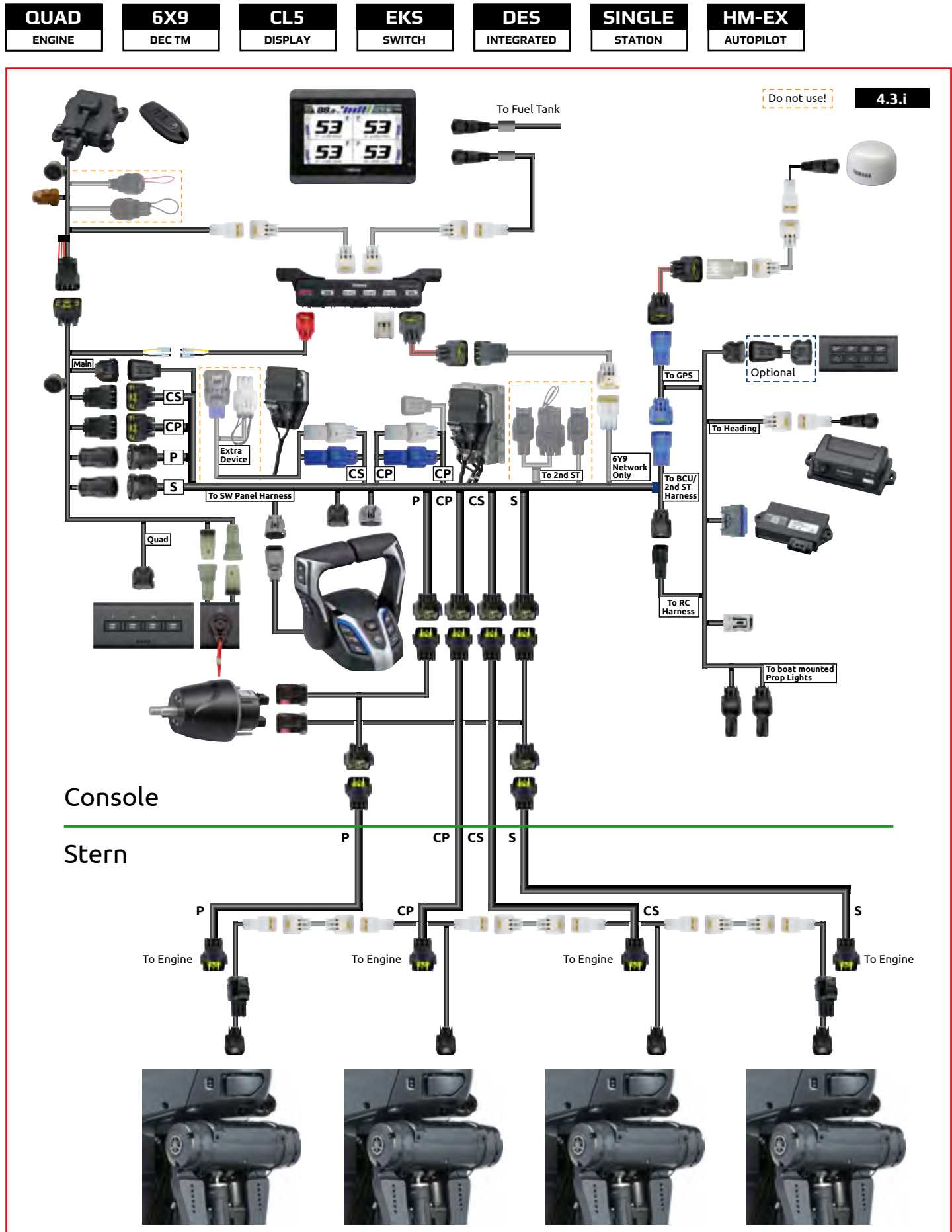
HARNESS OPTIONS

Main harness 16P	Length (m)	Main bus wire	Length	Pigtail bus wire	Length
6X6-8258A-91-00	1.5m (5 ft)	6Y8-82553-01-00	0.3m (1 ft)	6Y8-82521-01-00	0.3m (1 ft)
6X6-8258A-51-00	3.7m (12 ft)	6Y8-82553-50-00	3m (10 ft)	6Y8-82521-11-00	0.6m (2 ft)
6X6-8258A-61-00	5.2m (17 ft)	6Y8-82553-11-00	4.6m (15 ft)	6Y8-82521-21-00	0.9m (3 ft)
6X6-8258A-01-00	6m (19 ft)	6Y8-82553-21-00	6.1m (20 ft)	6Y8-82521-31-00	1.8m (6 ft)
6X6-8258A-11-00	7m (23 ft)	6Y8-82553-31-00	7.6m (25 ft)	6Y8-82521-41-00	2.7m (9 ft)
6X6-8258A-21-00	8m (26 ft)	6Y8-82553-41-00	9.1m (30 ft)	6Y8-82521-51-00	3.6m (12 ft)
6X6-8258A-31-00	10m (32 ft)				
6X6-8258A-41-00	12m (39 ft)				
6X6-8258A-71-00	15m (49 ft)				
6X6-8258A-81-00	24m (79 ft)				
Helm Harness	Length	SCU Link harness P/S	Length	SCU Link harness Center	Length
6GR-8258A-11-00	0.9m (3 ft)	6X9-81115-00-00	0.3m (1 ft)	6X9-81115-10-00	0.3m (1 ft)
6GR-8258A-51-00	1.8m (6 ft)	6GR-81115-00-00	1.5m (5 ft)	6GR-81115-20-00	1.5m (5 ft)
6GR-8258A-61-00	2.7m (9 ft)	6GR-81115-10-00	3.0m (10 ft)	6GR-81115-30-00	3.0m (10 ft)

Rigging Diagrams

DBW REMOTE CONTROL (MAIN STATION)

QUAD LEVEL 3 INTEGRATED



QUAD LEVEL 3 INTEGRATED PARTS

	Description	Qty	Note	
LEVEL 1	6X9-48209-10-00	6X9 Quad Top Mt DEC IY23	1	
	6YM-762G0-05-00	CL5 Color Touch Gauge Kit - DEC*	1	
	6X9-762E0-30-00	EKS Kit - Quad IY23	1	
	6X6-8258A-41-00	Main harness 16P 12m / 39 ft	2	Other lengths available
	6X6-8258A-71-00	Main harness 16P 15m / 49 ft	2	Other lengths available
LEVEL 2	6X9-615A0-10-00	Compact helm unit	1	Tilt type available (Kit: 6GR-762H0-01-00)
	6GR-81115-00-00	SCU link harness (Port/ Stbd) 1.5m (5 ft)	2	Other lengths available
	6GR-81115-20-00	SCU link harness (Center) 1.5m (5 ft)	2	Other lengths available
	6Y8-82521-11-00	Pigtail bus wire 0.6m / 2 ft	3	Other lengths available
	6GR-8258A-11-00	Helm harness main station Twin/Triple/Quad 0,9m / 3 ft	2	Other lengths available
LEVEL 3	6X9-762P0-06-00	Autopilot Kit	1	
	6Y8-82553-50-00	Main bus wire 3m / 10 ft	1	Other lengths available
	6Y8-82521-01-00	Pigtail bus wire 0.3m / 1 ft	1	Other lengths available
	6X9-82521-00-00	AP Panel Ext Harness 4.6m / 15 ft	1	(Optional) Other lengths available
	Level 3 requires an compatible multi-function display for map functions			

*) For other display options, check the display section in this guide

KIT CONTENTS

	Description	Qty	Note
6YM-762G0-05-00	CL5 Color Touch Gauge Kit - DEC	1	
6YM-83710-14-00	CL5 display	1	
6YM-83553-00-00	Conversion harness	1	0.9 m (3 ft)
6YD-8356N-00-00	Fuel Tank Wire	1	
6Y8-81920-01-00	Multihub	1	
6Y9-83553-00-00	Conversion harness	1	
6Y8-82553-01-00	Main bus wire	1	0.3m (1 ft), other lengths available
6Y8-82521-31-00	Pigtail bus wire	1	1.8m (6 ft), other lengths available
6Y8-83553-02-00	System power supply	1	
6Y8-82582-11-00	Terminal cap white	2	

	Description	Qty	Note		Description	Qty	Note
6X9-762E0-30-00	EKS Kit - Quad IY23	1		6X9-762P0-06-00	Autopilot Kit - Quad	1	
6X9-82570-51-00	Individual start / stop	1		6X9-8253V-01-00	Autopilot panel	1	
6X9-82716-91-00	EKS harness	1		6X9-88107-00-00	GPS antenna	1	
6X9-82570-D0-00	Lanyard switch	1		6X9-8A410-00-00	Heading sensor	1	
6X9-86260-02-00	Immobilizer + key fob (2pcs)	1	433Mhz	6X9-8591T-14-00	Boat Control Unit	1	
6Y8-82521-11-00	Pigtail bus wire	1	0.6m (2 ft)	6Y8-81920-11-00	Single hub	1	
6Y8-48277-00-00	Sticker	1		6X9-82386-01-00	BCU harness	1	Ext. available
				6YM-83553-00-00	Conversion harness	2	0.9m (3 ft)

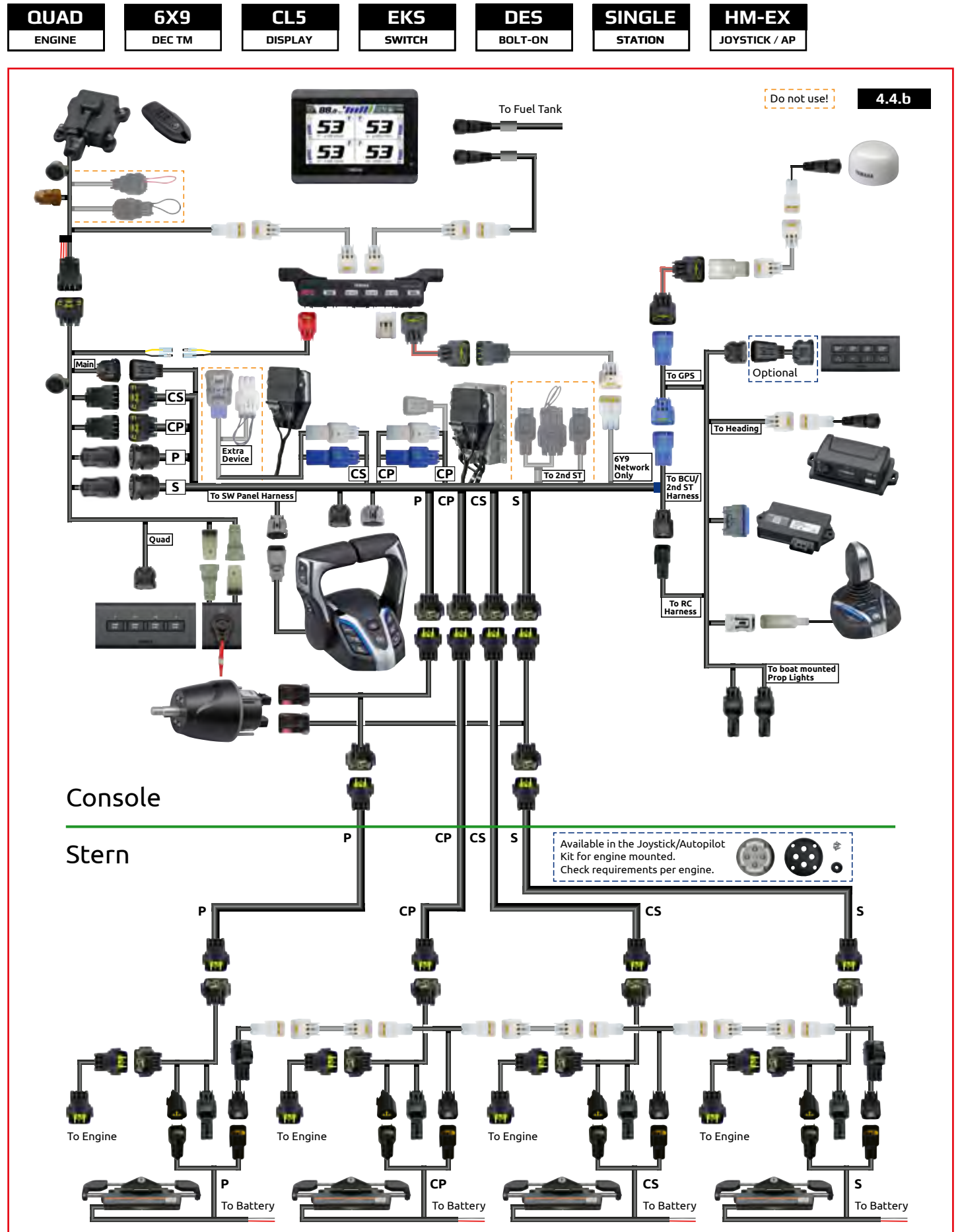
HARNESS OPTIONS

Main harness 16P	Length (m)	Main bus wire	Length	Pigtail bus wire	Length
6X6-8258A-91-00	1.5m (5 ft)	6Y8-82553-01-00	0.3m (1 ft)	6Y8-82521-01-00	0.3m (1 ft)
6X6-8258A-51-00	3.7m (12 ft)	6Y8-82553-50-00	3m (10 ft)	6Y8-82521-11-00	0.6m (2 ft)
6X6-8258A-61-00	5.2m (17 ft)	6Y8-82553-11-00	4.6m (15 ft)	6Y8-82521-21-00*	0.9m (3 ft)
6X6-8258A-01-00	6m (19 ft)	6Y8-82553-21-00	6.1m (20 ft)	6Y8-82521-31-00	1.8m (6 ft)
6X6-8258A-11-00	7m (23 ft)	6Y8-82553-31-00	7.6m (25 ft)	6Y8-82521-41-00	2.7m (9 ft)
6X6-8258A-21-00	8m (26 ft)	6Y8-82553-41-00	9.1m (30 ft)	6Y8-82521-51-00	3.6m (12 ft)
6X6-8258A-31-00	10m (32 ft)			* Max length GPS antenna connection	
6X6-8258A-41-00	12m (39 ft)	Helm harness	Length		
6X6-8258A-71-00	15m (49 ft)	6GR-8258A-11-00	0.9m (3 ft)		
6X6-8258A-81-00	24m (79 ft)	6GR-8258A-51-00	1.8m (6 ft)		
		6GR-8258A-61-00	2.7m (9 ft)		
SCU Link harness P/S	Length	SCU Link harness Center	Length	AP Panel Ext Harness	Length
6X9-81115-00-00	0.3m (1 ft)	6X9-81115-10-00	0.3m (1 ft)	6X9-82521-00-00	4.6m (15 ft)
6GR-81115-00-00	1.5m (5 ft)	6GR-81115-20-00	1.5m (5 ft)	6X9-82521-10-00	9.1m (30 ft)
6GR-81115-10-00	3.0m (10 ft)	6GR-81115-30-00	3.0m (10 ft)		

Rigging Diagrams

DBW REMOTE CONTROL (MAIN STATION)

QUAD LEVEL 3-4 BOLT-ON



QUAD LEVEL 3-4 BOLT-ON PARTS

	Description	Qty	Note	
LEVEL 1	6X9-48209-10-00	6X9 Quad Top Mt DEC IY23	1	
	6YM-762G0-05-00	CL5 Color Touch Gauge Kit - DEC*	1	
	6X9-762E0-30-00	EKS Kit - Quad IY23	1	
	6X6-8258A-41-00	Main harness 16P 12m / 39 ft	2	Other lengths available
	6X6-8258A-71-00	Main harness 16P 15m / 49 ft	2	Other lengths available
LEVEL 2	6X9-762S0-03-00	Bolt-on DES Kit	4	
	6X9-438A0-00-00	Steering actuator harness 2.4m / 8 ft	4	Other lengths available
	6X6-8258A-51-00	Main harness 16P 3.7m / 12 ft	4	Other lengths available
	6X9-615A0-10-00	Compact helm unit	1	Tilt type available (Kit: 6GR-762H0-01-00)
	6Y8-82521-11-00	Pigtail bus wire 0.6m / 2 ft	3	Other lengths available
	6GR-81115-00-00	SCU link harness (Port/Stbd) 1.5m (5 ft)	2	Other lengths available
	6GR-81115-20-00	SCU link harness (Center) 1.5m (5 ft)	2	Other lengths available
LEVEL 3-4	6GR-8258A-11-00	Helm harness main station Twin/Triple/Quad 0.9m / 3 ft	2	Other lengths available
	6X9-762J0-B1-00	JS/AP - Quad IY23	1	
	6Y8-82553-50-00	Main bus wire 3m / 10 ft	1	Other lengths available
	6Y8-82521-01-00	Pigtail bus wire 0.3m / 1 ft	1	Other lengths available
	6X9-82521-00-00	AP Panel Ext Harness 4.6m / 15 ft	1	(Optional) Other lengths available

Level 3-4 requires an compatible multi-function display for map functions
 *) For other display options, check the display section in this guide

KIT CONTENTS

		Qty	Note
6YM-762G0-05-00	CL5 Color Touch Gauge Kit - DEC		
6YM-83710-14-00	CL5 display	1	
6YM-83553-00-00	Conversion harness	1	0.9 m (3 ft)
6YD-8356N-00-00	Fuel Tank Wire	1	
6Y8-81920-01-00	Multihub	1	
6Y9-83553-00-00	Conversion harness	1	
6Y8-82553-01-00	Main bus wire	1	0.3m (1 ft), other lengths available
6Y8-82521-31-00	Pigtail bus wire	1	1.8m (6 ft), other lengths available
6Y8-83553-02-00	System power supply	1	
6Y8-82582-11-00	Terminal cap white	2	

		Qty	Note			Qty	Note
6X9-762E0-30-00	EKS Kit - Quad IY23			6X9-762J0-B1-00	JS/AP - Quad IY23		
6X9-82570-51-00	Individual start / stop	1		6X9-8253V-01-00	Autopilot panel	1	
6X9-82716-91-00	EKS harness	1		6X9-88107-02-00	GPS antenna	1	
6X9-82570-D0-00	Lanyard switch	1		6X9-8A410-00-00	Heading sensor	1	
6X9-86260-02-00	Immobilizer + key fob (2pcs)	1	433Mhz	6X9-8591T-44-00	Boat Control Unit	1	
6Y8-82521-11-00	Pigtail bus wire	1	0.6m (2 ft)	6Y8-81920-11-00	Single hub	1	
6Y8-48277-00-00	Sticker	1		6X9-82386-01-00	BCU harness	1	Ext. available
6X9-762S0-03-00	Bolt-on DES Kit			6YM-83553-00-00	Conversion harness	2	0.9m (3 ft)
6X9-42401-00-00	Actuator	1		6X9-482A0-02-00	Joystick Assy - LED IY23	1	
6X9-8258A-90-00	Split harness	1		6KA-83720-00-00	Prop lights **	2	

***) See engine mounted prop lights section

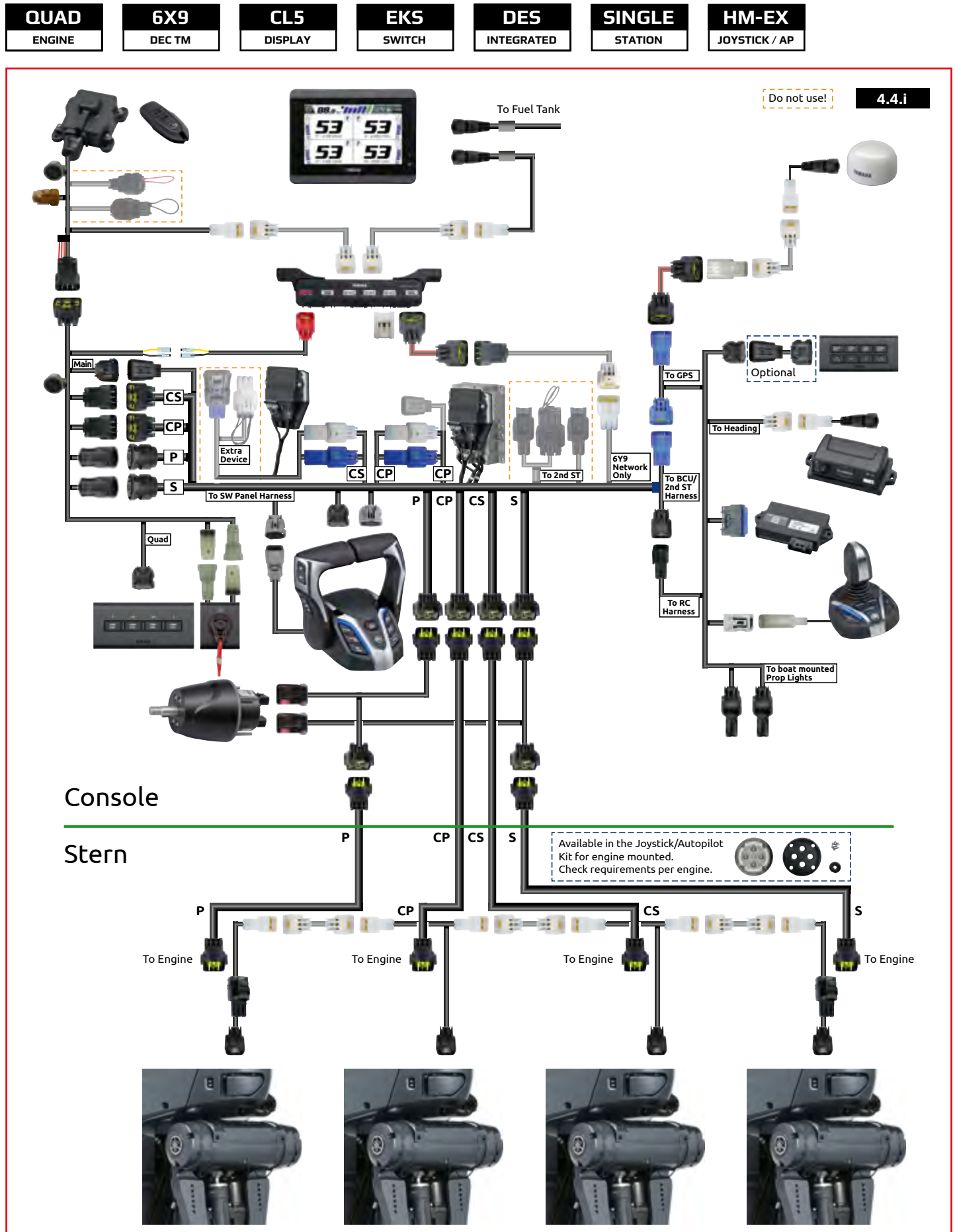
HARNES OPTIONS

Main harness 16P	Length (m)	Main bus wire	Length	Pigtail bus wire	Length
6X6-8258A-91-00	1.5m (5 ft)	6Y8-82553-01-00	0.3m (1 ft)	6Y8-82521-01-00	0.3m (1 ft)
6X6-8258A-51-00	3.7m (12 ft)	6Y8-82553-50-00	3m (10 ft)	6Y8-82521-11-00	0.6m (2 ft)
6X6-8258A-61-00	5.2m (17 ft)	6Y8-82553-11-00	4.6m (15 ft)	6Y8-82521-21-00*	0.9m (3 ft)
6X6-8258A-01-00	6m (19 ft)	6Y8-82553-21-00	6.1m (20 ft)	6Y8-82521-31-00	1.8m (6 ft)
6X6-8258A-11-00	7m (23 ft)	6Y8-82553-31-00	7.6m (25 ft)	6Y8-82521-41-00	2.7m (9 ft)
6X6-8258A-21-00	8m (26 ft)	6Y8-82553-41-00	9.1m (30 ft)	6Y8-82521-51-00	3.6m (12 ft)
6X6-8258A-31-00	10m (32 ft)			* Max length GPS antenna connection	
6X6-8258A-41-00	12m (39 ft)				
6X6-8258A-71-00	15m (49 ft)	Steering actuator harness	Length	Helm Harness	Length
6X6-8258A-81-00	24m (79 ft)	6X9-438A0-00-00	2.4m (8 ft)	6GR-8258A-11-00	0.9m (3 ft)
		6X9-438A0-10-00	4.5m (15 ft)	6GR-8258A-51-00	1.8m (6 ft)
				6GR-8258A-61-00	2.7m (9 ft)
SCU Link harness P/S	Length	SCU Link harness Center	Length	AP Panel Ext Harness	Length
6X9-81115-00-00	0.3m (1 ft)	6X9-81115-10-00	0.3m (1 ft)	6X9-82521-00-00	4.6m (15 ft)
6GR-81115-00-00	1.5m (5 ft)	6GR-81115-20-00	1.5m (5 ft)	6X9-82521-10-00	9.1m (30 ft)
6GR-81115-10-00	3.0m (10 ft)	6GR-81115-30-00	3.0m (10 ft)		

Rigging Diagrams

DBW REMOTE CONTROL (MAIN STATION)

QUAD LEVEL 3-4 INTEGRATED



QUAD LEVEL 3-4 INTEGRATED PARTS

	Description	Qty	Note	
LEVEL 1	6X9-48209-10-00	6X9 Quad Top Mt DEC IY23	1	
	6YM-762G0-05-00	CL5 Color Touch Gauge Kit - DEC*	1	
	6X9-762E0-30-00	EKS Kit - Quad IY23	1	
	6X6-8258A-41-00	Main harness 16P 12m / 39 ft	2	Other lengths available
	6X6-8258A-71-00	Main harness 16P 15m / 49 ft	2	Other lengths available
LEVEL 2	6X9-615A0-10-00	Compact helm unit	1	Tilt type available (Kit: 6GR-762H0-01-00)
	6GR-81115-00-00	SCU link harness (Port/ Stbd) 1.5m (5 ft)	2	Other lengths available
	6GR-81115-20-00	SCU link harness (Center) 1.5m (5 ft)	2	Other lengths available
	6Y8-82521-11-00	Pigtail bus wire 0.6m / 2 ft	3	Other lengths available
	6GR-8258A-11-00	Helm harness main station Twin/Triple/Quad 0.9m / 3 ft	2	Other lengths available
LEVEL 3-4	6X9-762J0-B1-00	JS/AP - Quad IY23	1	
	6Y8-82553-50-00	Main bus wire 3m / 10 ft	1	Other lengths available
	6Y8-82521-01-00	Pigtail bus wire 0.3m / 1 ft	1	Other lengths available
	6X9-82521-00-00	AP Panel Ext Harness 4.6m / 15 ft	1	(Optional) Other lengths available

Level 3-4 requires an compatible multi-function display for map functions

*) For other display options, check the display section in this guide

HARNESS OPTIONS

	Description	Qty	Note
6YM-762G0-05-00	CL5 Color Touch Gauge Kit - DEC	1	
6YM-83710-14-00	CL5 display	1	
6YM-83553-00-00	Conversion harness	1	0.9 m (3 ft)
6YD-8356N-00-00	Fuel Tank Wire	1	
6Y8-81920-01-00	Multihub	1	
6Y9-83553-00-00	Conversion harness	1	
6Y8-82553-01-00	Main bus wire	1	0.3m (1 ft), other lengths available
6Y8-82521-31-00	Pigtail bus wire	1	1.8m (6 ft), other lengths available
6Y8-83553-02-00	System power supply	1	
6Y8-82582-11-00	Terminal cap white	2	

	Description	Qty	Note		Description	Qty	Note
6X9-762E0-30-00	EKS Kit - Quad IY23	1		6X9-762J0-B1-00	JS/AP - Quad IY23	1	
6X9-82570-51-00	Individual start / stop	1		6X9-8253V-01-00	Autopilot panel	1	
6X9-82716-91-00	EKS harness	1		6X9-88107-02-00	GPS antenna	1	
6X9-82570-D0-00	Lanyard switch	1		6X9-8A410-00-00	Heading sensor	1	
6X9-86260-02-00	Immobilizer + key fob (2pcs)	1	433Mhz	6X9-8591T-44-00	Boat Control Unit	1	
6Y8-82521-11-00	Pigtail bus wire	1	0.6m (2 ft)	6Y8-81920-11-00	Single hub	1	
6Y8-48277-00-00	Sticker	1		6X9-82386-01-00	BCU harness	1	Ext. available
				6YM-83553-00-00	Conversion harness	2	0.9m (3 ft)
				6X9-482A0-02-00	Joystick Assy - LED IY23	1	
				6KA-83720-00-00	Prop lights **	2	

** See engine mounted prop lights section

HARNESS OPTIONS

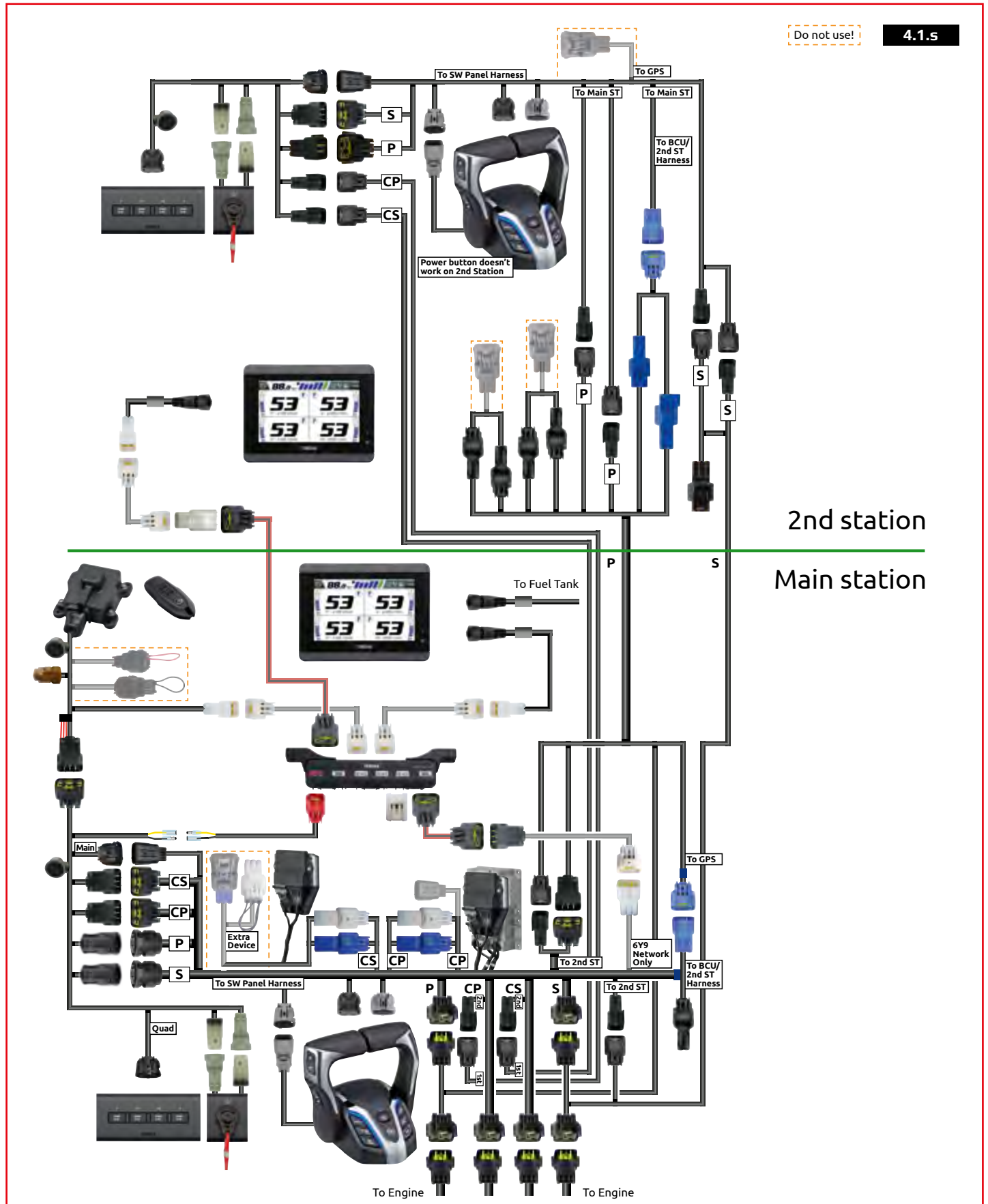
Main harness 16P	Length (m)	Main bus wire	Length	Pigtail bus wire	Length
6X6-8258A-91-00	1.5m (5 ft)	6Y8-82553-01-00	0.3m (1 ft)	6Y8-82521-01-00	0.3m (1 ft)
6X6-8258A-51-00	3.7m (12 ft)	6Y8-82553-50-00	3.0m (10 ft)	6Y8-82521-11-00	0.6m (2 ft)
6X6-8258A-61-00	5.2m (17 ft)	6Y8-82553-11-00	4.6m (15 ft)	6Y8-82521-21-00*	0.9m (3 ft)
6X6-8258A-01-00	6m (19 ft)	6Y8-82553-21-00	6.1m (20 ft)	6Y8-82521-31-00	1.8m (6 ft)
6X6-8258A-11-00	7m (23 ft)	6Y8-82553-31-00	7.6m (25 ft)	6Y8-82521-41-00	2.7m (9 ft)
6X6-8258A-21-00	8m (26 ft)	6Y8-82553-41-00	9.1m (30 ft)	6Y8-82521-51-00	3.6m (12 ft)
6X6-8258A-31-00	10m (32 ft)			* Max length GPS antenna connection	
6X6-8258A-41-00	12m (39 ft)				
6X6-8258A-71-00	15m (49 ft)	Helm harness	Length	AP Panel Ext Harness	Length
6X6-8258A-81-00	24m (79 ft)	6GR-8258A-11-00	0.9m (3 ft)	6X9-82521-00-00	4.6m (15 ft)
		6GR-8258A-51-00	1.8m (6 ft)	6X9-82521-10-00	9.1m (30 ft)
		6GR-8258A-61-00	2.7m (9 ft)		
SCU Link harness P/S	Length	SCU Link harness Center	Length		
6X9-81115-00-00	0.3m (1 ft)	6X9-81115-10-00	0.3m (1 ft)		
6GR-81115-00-00	1.5m (5 ft)	6GR-81115-20-00	1.5m (5 ft)		
6GR-81115-10-00	3.0m (10 ft)	6GR-81115-30-00	3.0m (10 ft)		

Rigging Diagrams

DBW REMOTE CONTROL (2ND STATION)

QUAD 2ND STATION LEVEL 1

QUAD ENGINE	6X9 DEC TM	CL5 DISPLAY	EKS SWITCH	DES STEERING	DUAL STATION
-----------------------	----------------------	-----------------------	----------------------	------------------------	------------------------



QUAD 2ND STATION LEVEL 1 PARTS

	Description	Qty	Note
	6X9-48207-30-00 6X9 Multi Top Mt - 2nd Stn IY23	1	2nd station
	6YM-83710-14-00 CL5 display 2nd station*	1	Display only
	6YM-83553-00-00 Conversion harness for CL5	1	
	6Y8-81920-11-00 Single hub	1	
LEVEL 1	6Y8-82521-11-00 Pigtail bus wire 0.6m / 2 ft	1	Other lengths available
	6Y8-82553-11-00 Main bus wire 4.6m / 15 ft	1	Other lengths available
	6X9-762B0-B1-00 EKS Kit - Quad 2nd Stn IY23	1	
	6X9-8258A-00-00 2nd station harness Port 5m / 16 ft	1	Other lengths available
	6X9-8258A-30-00 2nd station harness Stbd 5m / 16 ft	1	Other lengths available
	6X9-8258A-60-00 2nd station harness Center 5m / 16 ft	2	Other lengths available
	*) For other display options, check the display section in this guide		

KIT CONTENTS

	Description	Qty	Note
6X9-762B0-B1-00	EKS Kit - Quad 2nd Stn IY23		
6X9-82570-51-00	Individual start / stop	1	
6X9-82716-A0-00	EKS harness	1	
6X9-82570-D0-00	Lanyard switch	1	

HARNESS OPTIONS

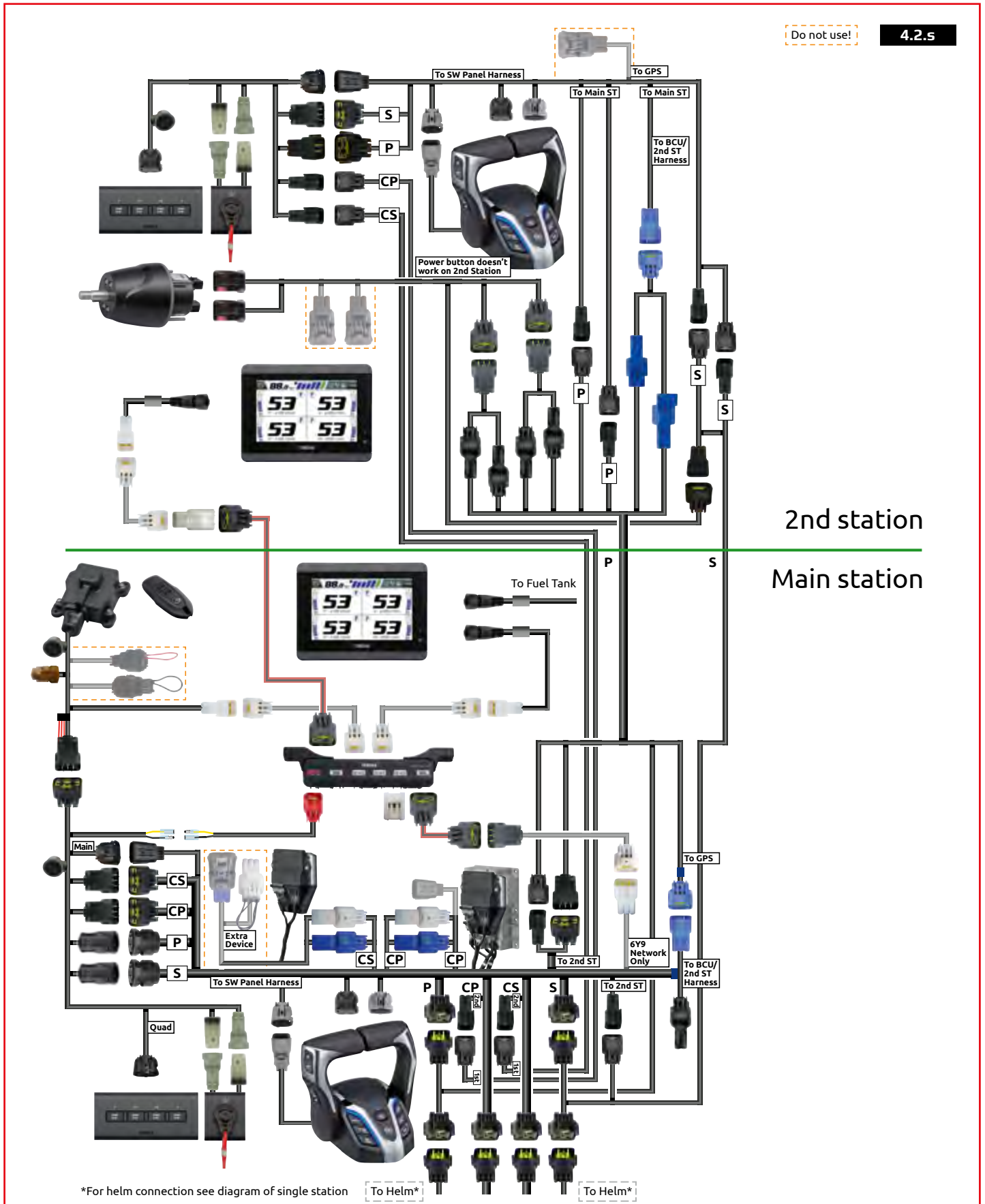
Main bus wire	Length	Pigtail bus wire	Length		
6Y8-82553-01-00	0.3m (1 ft)	6Y8-82521-01-00	0.3m (1 ft)		
6Y8-82553-50-00	3m (10 ft)	6Y8-82521-11-00	0.6m (2 ft)		
6Y8-82553-11-00	4.6m (15 ft)	6Y8-82521-21-00	0.9m (3 ft)		
6Y8-82553-21-00	6.1m (20 ft)	6Y8-82521-31-00	1.8m (6 ft)		
6Y8-82553-31-00	7.6m (25 ft)	6Y8-82521-41-00	2.7m (9 ft)		
6Y8-82553-41-00	9.1m (30 ft)	6Y8-82521-51-00	3.6m (12 ft)		
2nd helm harness Port	Length	2nd helm harness Stbd	Length	2nd helm harness Center	Length
6X9-8258A-00-00	5m (16 ft)	6X9-8258A-30-00	5m (16 ft)	6X9-8258A-60-00	5m (16 ft)
6X9-8258A-10-00	8m (26 ft)	6X9-8258A-40-00	8m (26 ft)	6X9-8258A-70-00	8m (26 ft)
6X9-8258A-20-00	12m (38 ft)	6X9-8258A-50-00	12m (38 ft)	6X9-8258A-80-00	12m (38 ft)

Rigging Diagrams

DBW REMOTE CONTROL (2ND STATION)

QUAD 2ND STATION LEVEL 2

QUAD ENGINE	6X9 DEC TM	CL5 DISPLAY	EKS SWITCH	DES BOLT-ON	DUAL STATION
-----------------------	----------------------	-----------------------	----------------------	-----------------------	------------------------



QUAD 2ND STATION LEVEL 2 PARTS

	Description	Qty	Note
	6X9-48207-30-00 6X9 Multi Top Mt - 2nd Stn IY23	1	2nd station
	6YM-83710-14-00 CL5 display 2nd station*	1	Display only
	6YM-83553-00-00 Conversion harness for CL5	1	
	6Y8-81920-11-00 Single hub	1	
	6Y8-82521-11-00 Pigtail bus wire 0.6m / 2 ft	1	Other lengths available
LEVEL 1	6Y8-82553-11-00 Main bus wire 4.6m / 15 ft	1	Other lengths available
	6X9-762B0-B1-00 EKS Kit - Quad 2nd Stn IY23	1	
	6X9-8258A-00-00 2nd station harness Port 5m / 16 ft	1	Other lengths available
	6X9-8258A-30-00 2nd station harness Stbd 5m / 16 ft	1	Other lengths available
	6X9-8258A-60-00 2nd station harness Center 5m / 16 ft	2	Other lengths available
	6GR-8258A-V0-00 Extension harness**	2	XTO 375/425 only
LEVEL 2	6X9-615A0-10-00 Compact helm unit	1	Tilt type available (Kit: 6GR-762H0-01-00)
	6X9-8258A-B1-00 Helm harness 2nd station 0.9m / 3 ft	1	

*) For other display options, check the display section in this guide

KIT CONTENTS

		Qty	Note
6X9-762B0-B1-00	EKS Kit - Quad 2nd Stn IY23		
6X9-82570-51-00	Individual start / stop	1	
6X9-82716-A0-00	EKS harness	1	
6X9-82570-D0-00	Lanyard switch	1	

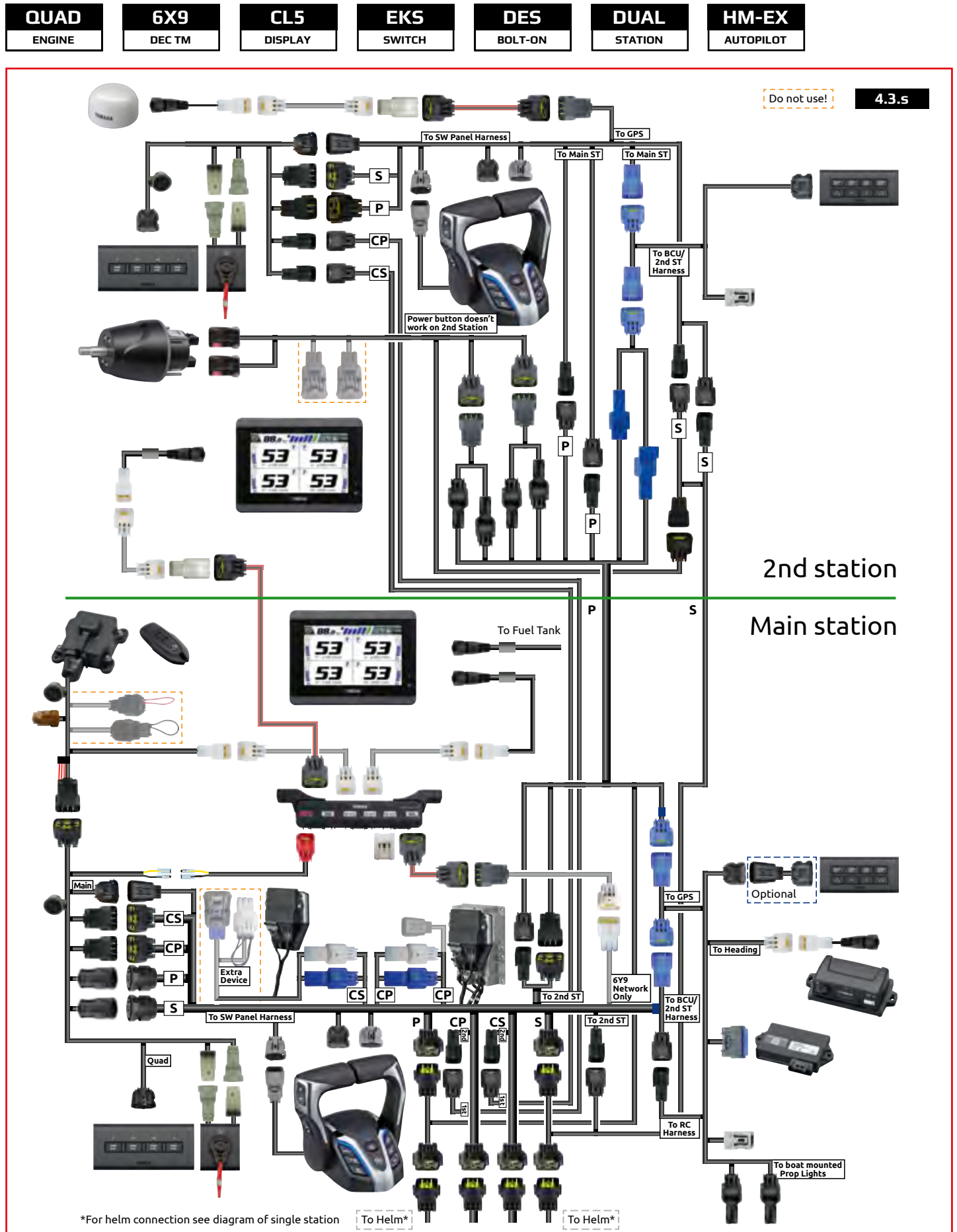
HARNESS OPTIONS

Main bus wire	Length	Pigtail bus wire	Length		
6Y8-82553-01-00	0.3m (1 ft)	6Y8-82521-01-00	0.3m (1 ft)		
6Y8-82553-50-00	3m (10 ft)	6Y8-82521-11-00	0.6m (2 ft)		
6Y8-82553-11-00	4.6m (15 ft)	6Y8-82521-21-00	0.9m (3 ft)		
6Y8-82553-21-00	6.1m (20 ft)	6Y8-82521-31-00	1.8m (6 ft)		
6Y8-82553-31-00	7.6m (25 ft)	6Y8-82521-41-00	2.7m (9 ft)		
6Y8-82553-41-00	9.1m (30 ft)	6Y8-82521-51-00	3.6m (12 ft)		
2nd helm harness Port	Length	2nd helm harness Stbd	Length	2nd helm harness Center	Length
6X9-8258A-00-00	5m (16 ft)	6X9-8258A-30-00	5m (16 ft)	6X9-8258A-60-00	5m (16 ft)
6X9-8258A-10-00	8m (26 ft)	6X9-8258A-40-00	8m (26 ft)	6X9-8258A-70-00	8m (26 ft)
6X9-8258A-20-00	12m (38 ft)	6X9-8258A-50-00	12m (38 ft)	6X9-8258A-80-00	12m (38 ft)

Rigging Diagrams

DBW REMOTE CONTROL (2ND STATION)

QUAD 2ND STATION LEVEL 3



QUAD 2ND STATION LEVEL 3 PARTS

	Description	Qty	Note
	6X9-48207-30-00 6X9 Multi Top Mt - 2nd Stn IY23	1	2nd station
	6YM-83710-14-00 CL5 display 2nd station*	1	Display only
	6YM-83553-00-00 Conversion harness for CL5	1	
	6Y8-81920-11-00 Single hub	1	
	6Y8-82521-11-00 Pigtail bus wire 0.6m / 2 ft	1	Other lengths available
LEVEL 1	6Y8-82553-11-00 Main bus wire 4.6m / 15 ft	1	Other lengths available
	6X9-762B0-B1-00 EKS Kit - Quad 2nd Stn IY23	1	
	6X9-8258A-00-00 2nd station harness Port 5m / 16 ft	1	Other lengths available
	6X9-8258A-30-00 2nd station harness Stbd 5m / 16 ft	1	Other lengths available
	6X9-8258A-60-00 2nd station harness Center 5m / 16 ft	2	Other lengths available
	6GR-8258A-V0-00 Extension harness**	2	XTO 375/425 only
LEVEL 2	6X9-615A0-10-00 Compact helm unit	1	Tilt type available (Kit: 6GR-762H0-01-00)
	6X9-8258A-B1-00 Helm harness 2nd Station 0.9m / 3 ft	1	
	6X9-762P0-11-00 Autopilot Kit - 2nd station	1	
LEVEL 3	6X9-82521-00-00 AP Panel Ext Harness 4.6m / 15 ft	1	(Optional) Other length available

Level 3 requires an compatible multi-function display for map functions
 *) For other display options, check the display section in this guide

KIT CONTENTS

6X9-762B0-B1-00	EKS Kit - Quad 2nd Stn IY23	Qty	Note
6X9-82570-51-00	Individual start / stop	1	
6X9-82716-A0-00	EKS harness	1	
6X9-82570-D0-00	Lanyard switch	1	
6X9-762P0-11-00	Autopilot Kit - 2nd station	Qty	Note
6X9-8253V-01-00	Autopilot panel	1	
6X9-82386-10-00	BCU harness	1	Extention available

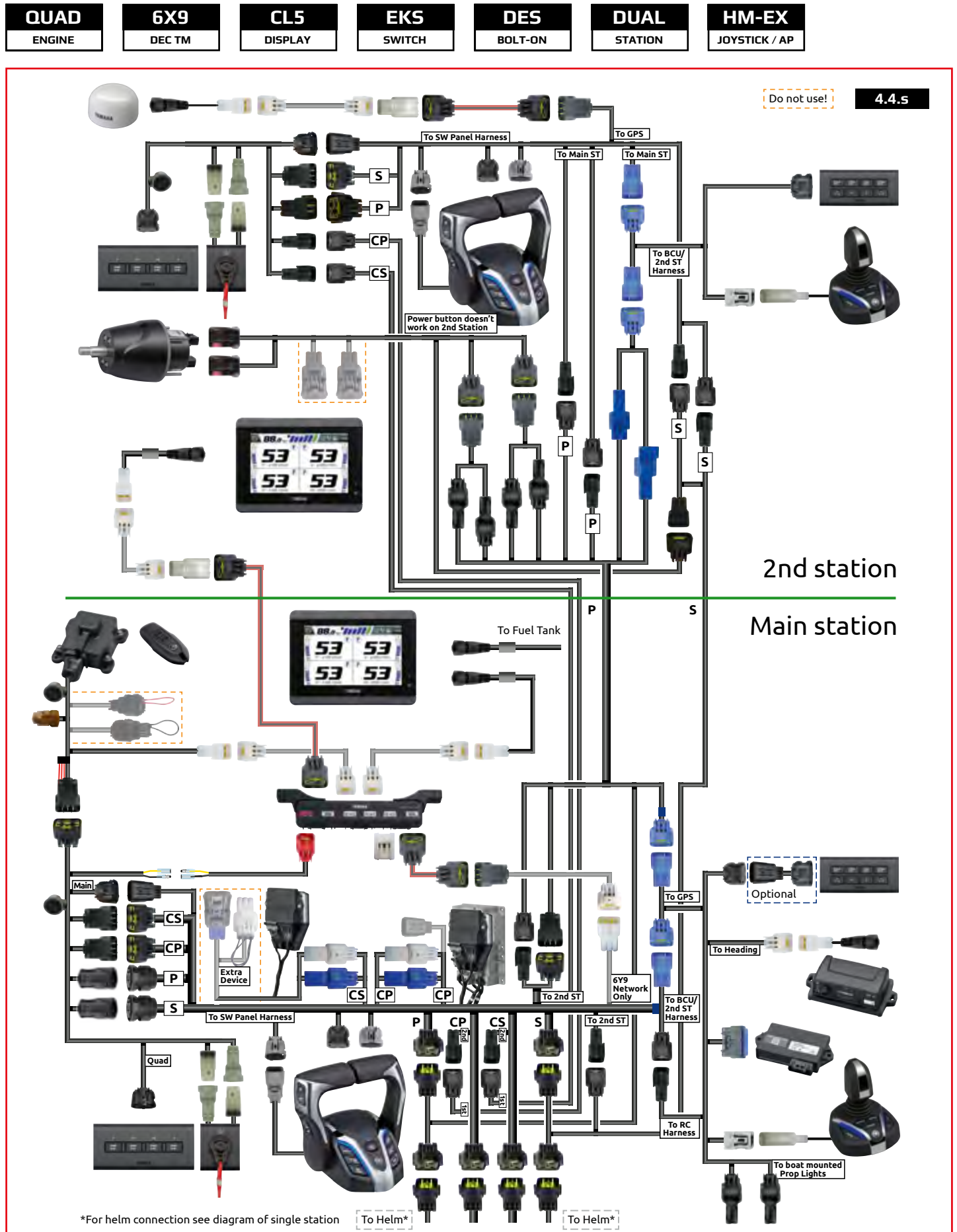
HARNESS OPTIONS

Main bus wire	Length	Pigtail bus wire	Length	2nd helm harness Port	Length
6Y8-82553-01-00	0.3m (1 ft)	6Y8-82521-01-00	0.3m (1 ft)	6X9-8258A-00-00	5m (16 ft)
6Y8-82553-50-00	3m (10 ft)	6Y8-82521-11-00	0.6m (2 ft)	6X9-8258A-10-00	8m (26 ft)
6Y8-82553-11-00	4.6m (15 ft)	6Y8-82521-21-00*	0.9m (3 ft)	6X9-8258A-20-00	12m (38 ft)
6Y8-82553-21-00	6.1m (20 ft)	6Y8-82521-31-00	1.8m (6 ft)		
6Y8-82553-31-00	7.6m (25 ft)	6Y8-82521-41-00	2.7m (9 ft)		
6Y8-82553-41-00	9.1m (30 ft)	6Y8-82521-51-00	3.6m (12 ft)		
AP Panel Ext Harness	Length	2nd helm harness Stbd	Length	2nd helm harness Center	Length
6X9-82521-00-00	4.6m (15 ft)	6X9-8258A-30-00	5m (16 ft)	6X9-8258A-60-00	5m (16 ft)
6X9-82521-10-00	9.1m (30 ft)	6X9-8258A-40-00	8m (26 ft)	6X9-8258A-70-00	8m (26 ft)
		6X9-8258A-50-00	12m (38 ft)	6X9-8258A-80-00	12m (38 ft)

Rigging Diagrams

DBW REMOTE CONTROL (2ND STATION)

QUAD 2ND STATION LEVEL 3-4



QUAD 2ND STATION LEVEL 3-4 PARTS

	Description	Qty	Note
	6X9-48207-30-00 6X9 Multi Top Mt - 2nd Stn IY23	1	2nd station
	6YM-83710-14-00 CL5 display 2nd station*	1	Display only
	6YM-83553-00-00 Conversion harness for CL5	1	
	6Y8-81920-11-00 Single hub	1	
	6Y8-82521-11-00 Pigtail bus wire 0.6m / 2 ft	1	Other lengths available
LEVEL 1	6Y8-82553-11-00 Main bus wire 4.6m / 15 ft	1	Other lengths available
	6X9-762B0-B1-00 EKS Kit - Quad 2nd Stn IY23	1	
	6X9-8258A-00-00 2nd station harness Port 5m / 16 ft	1	Other lengths available
	6X9-8258A-30-00 2nd station harness Stbd 5m / 16 ft	1	Other lengths available
	6X9-8258A-60-00 2nd station harness Center 5m / 16 ft	2	Other lengths available
	6GR-8258A-V0-00 Extension harness**	2	XTO 375/425 only
LEVEL 2	6X9-615A0-10-00 Compact helm unit	1	Tilt type available (Kit: 6GR-762H0-01-00)
	6X9-8258A-B1-00 Helm harness 2nd station 0.9m / 3 ft	1	
	6X9-482A0-02-00 Joystick Assy - LED IY23	1	
LEVEL 3-4	6X9-762P0-11-00 Autopilot Kit - 2nd station	1	
	6X9-82521-00-00 AP Panel Ext Harness 4.6m / 15 ft	1	(Optional) Other length available
Level 3-4 requires an compatible multi-function display for map functions			
*) For other display options, check the display section in this guide			

KIT CONTENTS

6X9-762B0-B1-00	EKS Kit - Quad 2nd Stn IY23	Qty	Note	6X9-762P0-11-00	Autopilot Kit - 2nd station	Qty	Note
6X9-82570-51-00	Individual start / stop	1		6X9-8253V-01-00	Autopilot panel	1	
6X9-82716-A0-00	EKS harness	1		6X9-82386-10-00	BCU harness	1	Ext. Available
6X9-82570-D0-00	Lanyard switch	1					

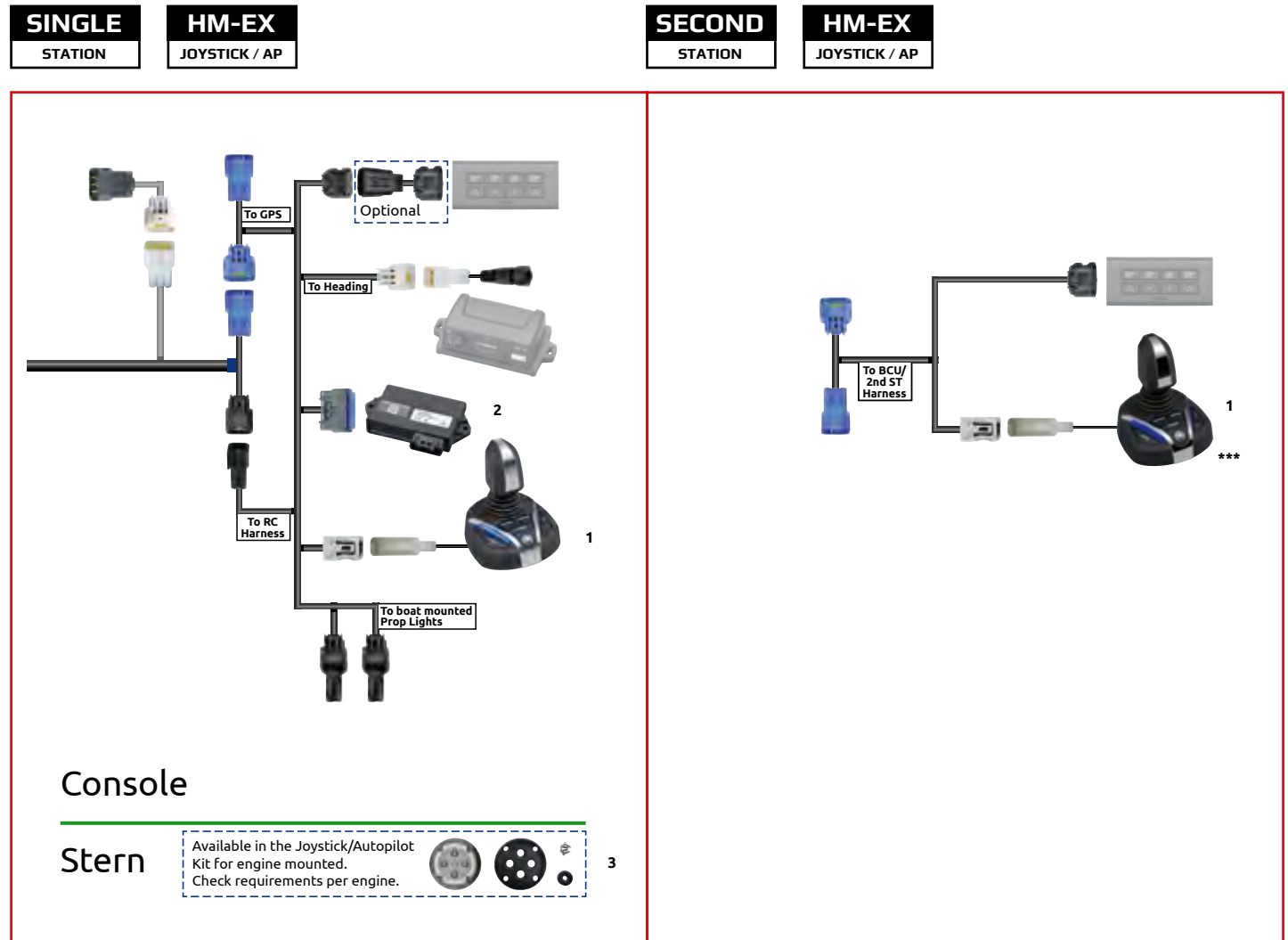
HARNESS OPTIONS

Main bus wire	Length	Pigtail bus wire	Length	2nd helm harness Port	Length
6Y8-82553-01-00	0.3m (1 ft)	6Y8-82521-01-00	0.3m (1 ft)	6X9-8258A-00-00	5.0m (16 ft)
6Y8-82553-50-00	3.0m (10 ft)	6Y8-82521-11-00	0.6m (2 ft)	6X9-8258A-10-00	8.0m (26 ft)
6Y8-82553-11-00	4.6m (15 ft)	6Y8-82521-21-00*	0.9m (3 ft)	6X9-8258A-20-00	12m (38 ft)
6Y8-82553-21-00	6.1m (20 ft)	6Y8-82521-31-00	1.8m (6 ft)		
6Y8-82553-31-00	7.6m (25 ft)	6Y8-82521-41-00	2.7m (9 ft)		
6Y8-82553-41-00	9.1m (30 ft)	6Y8-82521-51-00	3.6m (12 ft)		
AP Panel Ext Harness	Length	2nd helm harness Stbd	Length	2nd helm harness Center	Length
6X9-82521-00-00	4.6m (15 ft)	6X9-8258A-30-00	5.0m (16 ft)	6X9-8258A-60-00	5.0m (16 ft)
6X9-82521-10-00	9.1m (30 ft)	6X9-8258A-40-00	8.0m (26 ft)	6X9-8258A-70-00	8.0m (26 ft)
		6X9-8258A-50-00	12m (38 ft)	6X9-8258A-80-00	12m (38 ft)

Rigging Diagrams

JOYSTICK ADD-ON-KIT

SINGLE STATION (FOR 2ND STATION ADD 1 PCS [6X9-482A0-02-00](#))

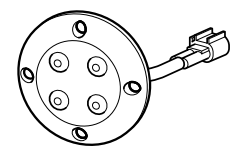
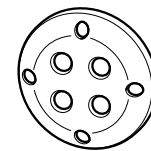
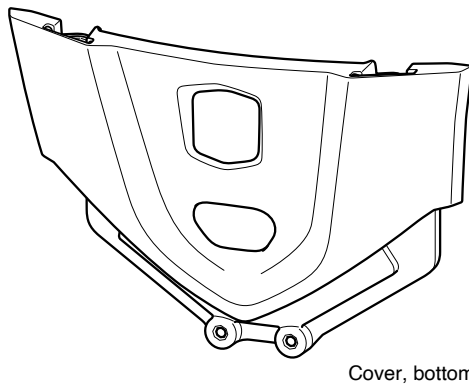
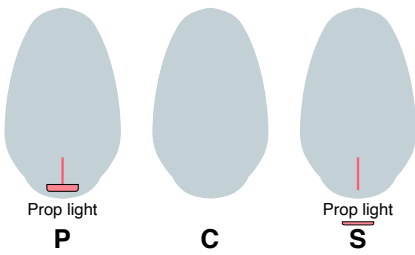


KIT CONTENTS

			Qty	Note
	6X9-762J0-C0-00 Single	Joystick Upgrade Kit for AP Single		
1	6X9-482A0-02-00	Joystick Assy - LED IY23	1	
3	6KA-83720-00-00	Prop lights	1	See engine mounted prop lights section
	6X9-762J0-D0-00 Twin	Joystick Upgrade Kit for AP Twin	Qty	Note
1	6X9-482A0-02-00	Joystick Assy - LED IY23	1	
2	6X9-8591T-24-00	Boat Control Unit	1	
3	6KA-83720-00-00	Prop lights	1	See engine mounted prop lights section
	6X9-762J0-E0-00 Triple	Joystick Upgrade Kit for AP Triple	Qty	Note
1	6X9-482A0-02-00	Joystick Assy - LED IY23	1	
2	6X9-8591T-34-00	Boat Control Unit	1	
3	6KA-83720-00-00	Prop lights	1	See engine mounted prop lights section
	6X9-762J0-F0-00 Quad	Joystick Upgrade Kit for AP quad	Qty	Note
1	6X9-482A0-02-00	Joystick Assy - LED IY23	1	
2	6X9-8591T-44-00	Boat Control Unit	1	
3	6KA-83720-00-00	Prop lights	1	See engine mounted prop lights section

***) For 2nd station add Joystick Assy [6X9-482A0-02-00](#)

ENGINE MOUNTED PROP LIGHTS



Cover, tail light

LED assy (prop light)



Grommet



Screw

	Description	Qty required* (see illustration)	Color	Note
6KA-42723-10-8D	Light Cover, V6 Grey	2	Grey	
6KA-42723-10-CE	Light Cover, V6 White	2	White	
6LH-42723-10-8D	Light Cvr F150-200 - Grey	2	Grey	
6LH-42723-10-CE	Light Cvr F150-200 - White	2	White	

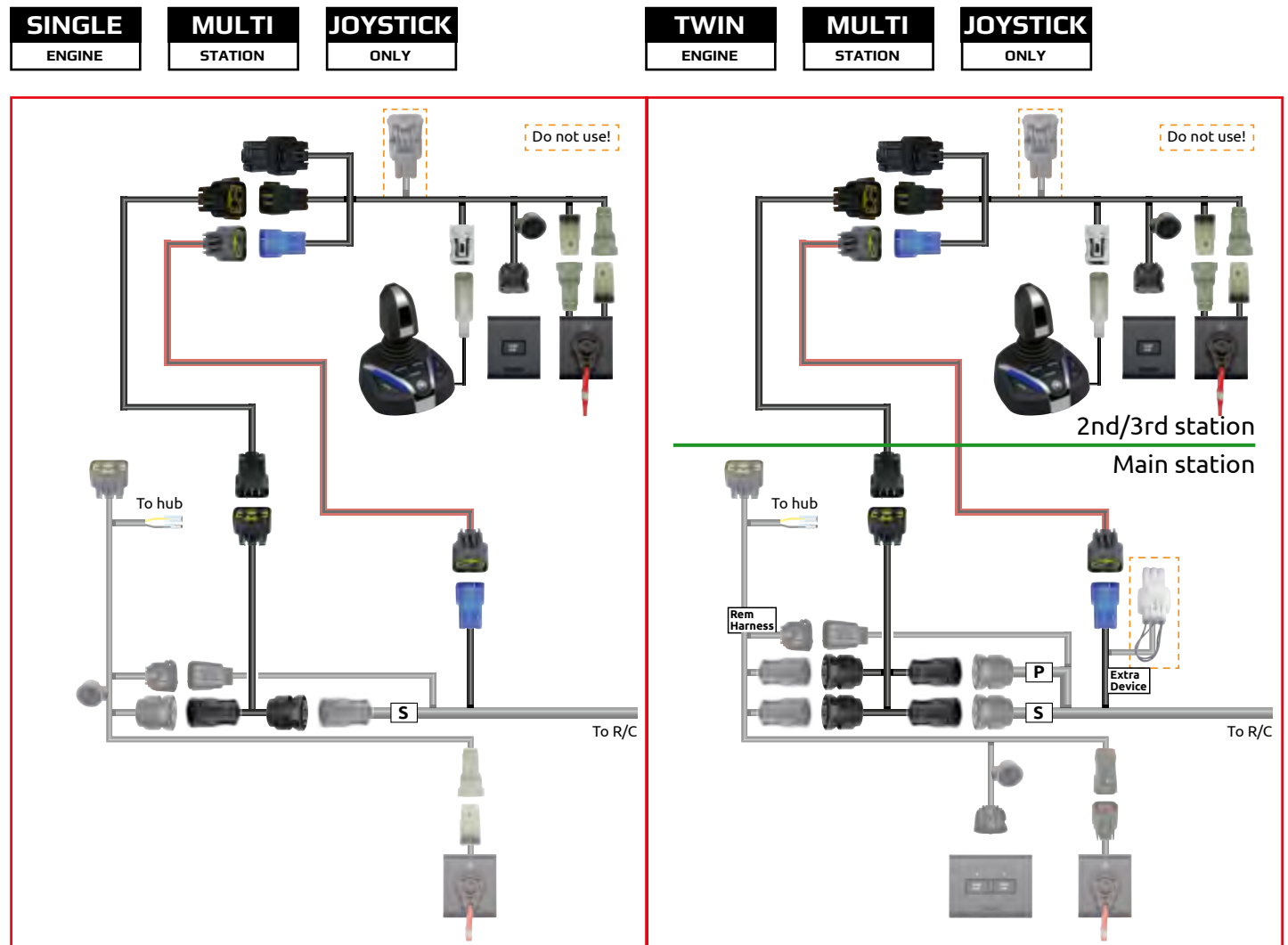
* For single 1 kit is required

	Description	Qty	Note
6KN-762A0-00-00	Light Kit		
6KA-84516-00-00	Cover, tail light	1	
6KA-83720-00-00	LED assy (prop light)	1	
90480-20006	Grommet	1	
97780-40112	Screw	4	

Rigging Diagrams

JOYSTICK ONLY STATION SINGLE AND TWIN

Applicable to the following Remote Controls (with Autotrim button MY22 and up) main station needs to be Level 4:



	Description	Qty	Note
SINGLE	6X9-482A0-02-00	1	
	6X9-82580-G0-00	1	
	6X9-82570-D1-00	1	
	6X9-82570-B1-00	1	
	6X9-83553-70-00	1	Other lengths available
	6X9-8258A-C0-00	1	
	6Y8-82553-11-00	1	Other lengths available

	Description	Qty	Note
TWIN	6X9-482A0-02-00	1	
	6X9-82580-G0-00	1	
	6X9-82570-D1-00	1	
	6X9-82570-B1-00	1	
	6X9-83553-70-00	1	Other lengths available
	6X9-8258A-D0-00	1	
	6Y8-82553-11-00	1	Other lengths available

	Description	Qty	Note
GAUGE *	6YM-83710-14-00	1	
	6YM-83553-00-00	1	
	6Y8-81920-11-00	1	
	6Y8-82521-11-00	1	Other lengths available
	6Y8-82553-11-00	1	Other lengths available

*) A gauge at all stations is mandatory. For other display options, check the 'display section'.

HARNESS OPTIONS

Main bus wire	Length
6Y8-82553-01-00	0.3m (1 ft)
6Y8-82553-50-00	3m (10 ft)
6Y8-82553-11-00	4.6m (15 ft)
6Y8-82553-21-00	6.1m (20 ft)
6Y8-82553-31-00	7.6m (25 ft)
6Y8-82553-41-00	9.1m (30 ft)

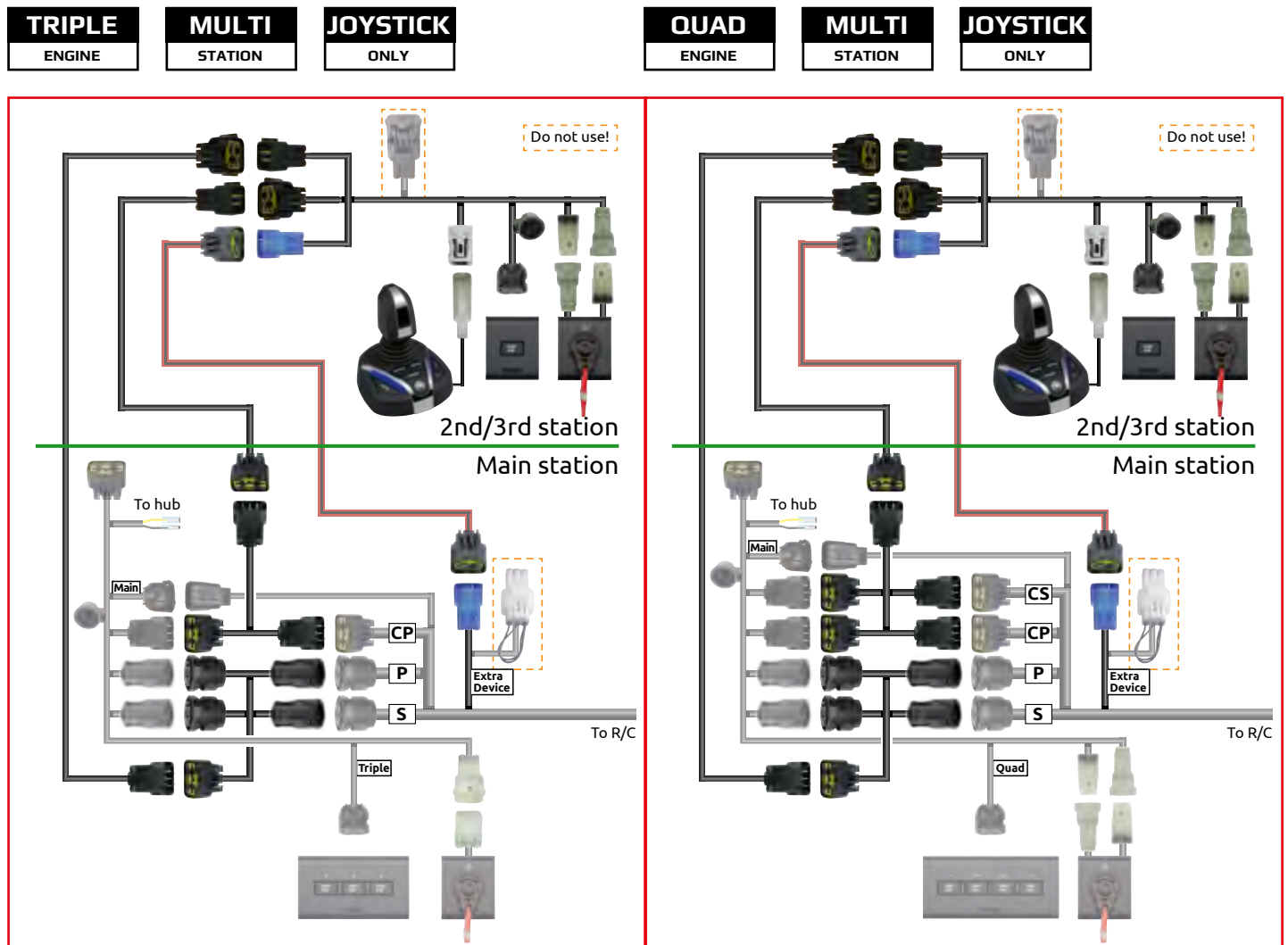
Pigtail bus wire	Length
6Y8-82521-01-00	0.3m (1 ft)
6Y8-82521-11-00	0.6m (2 ft)
6Y8-82521-21-00	0.9m (3 ft)
6Y8-82521-31-00	1.8m (6 ft)
6Y8-82521-41-00	2.7m (9 ft)
6Y8-82521-51-00	3.6m (12 ft)

Extension harness	Length
6X9-83553-70-00	7m (22 ft)
6X9-83553-80-00	8m (26 ft)

JOYSTICK ONLY STATION TRIPLE AND QUAD

Applicable to the following Remote Controls (with Autotrim button) main station needs to be Level 4:

Triple [6X9-48208-03-00](#), Quad Triple [6X9-48209-03-00](#)



	Description	Qty	Note	
TRIPLE	6X9-482A0-01-00	Joystick	1	
	6X9-82580-G0-00	Joystick harness	1	
	6X9-82570-D0-00	Lanyard switch	1	
	6X9-82570-B1-00	All start/stop switch	1	
	6X9-83553-70-00	Extension harness 7.0m / 22 ft	2	Other lengths available
	6X9-8258A-D0-00	Split harness Twin / Multi	1	
	6X9-8258A-E0-00	Split harness Triple / Multi	1	
	6Y8-82553-11-00	Main bus wire 4.6m / 15 ft	1	Other lengths available

	Description	Qty	Note	
QUAD	6X9-482A0-01-00	Joystick	1	
	6X9-82580-G0-00	Joystick harness	1	
	6X9-82570-D0-00	Lanyard switch	1	
	6X9-82570-B1-00	All start/stop switch	1	
	6X9-83553-70-00	Extension harness 7.0m / 22 ft	2	Other lengths available
	6X9-8258A-D0-00	Split harness Twin / Multi	1	
	6X9-8258A-E0-00	Split harness Triple / Multi	1	
	6Y8-82553-11-00	Main bus wire 4.6m / 15 ft	1	Other lengths available

	Description	Qty	Note	
GAUGE *	6YM-83710-14-00	CL5 display	1	
	6YM-83553-00-00	Conversion harness for CL5	1	
	6Y8-81920-11-00	Single hub	1	
	6Y8-82521-11-00	Pigtail bus wire 0.6m / 2 ft	1	Other lengths available
	6Y8-82553-11-00	Main bus wire 4.6m / 15 ft	1	Other lengths available

*) A gauge at all stations is mandatory. For other display options, check the 'display section'.

HARNESS OPTIONS

Main bus wire	Length
6Y8-82553-01-00	0.3m (1 ft)
6Y8-82553-50-00	3m (10 ft)
6Y8-82553-11-00	4.6m (15 ft)
6Y8-82553-21-00	6.1m (20 ft)
6Y8-82553-31-00	7.6m (25 ft)
6Y8-82553-41-00	9.1m (30 ft)

Pigtail bus wire	Length
6Y8-82521-01-00	0.3m (1 ft)
6Y8-82521-11-00	0.6m (2 ft)
6Y8-82521-21-00	0.9m (3 ft)
6Y8-82521-31-00	1.8m (6 ft)
6Y8-82521-41-00	2.7m (9 ft)
6Y8-82521-51-00	3.6m (12 ft)

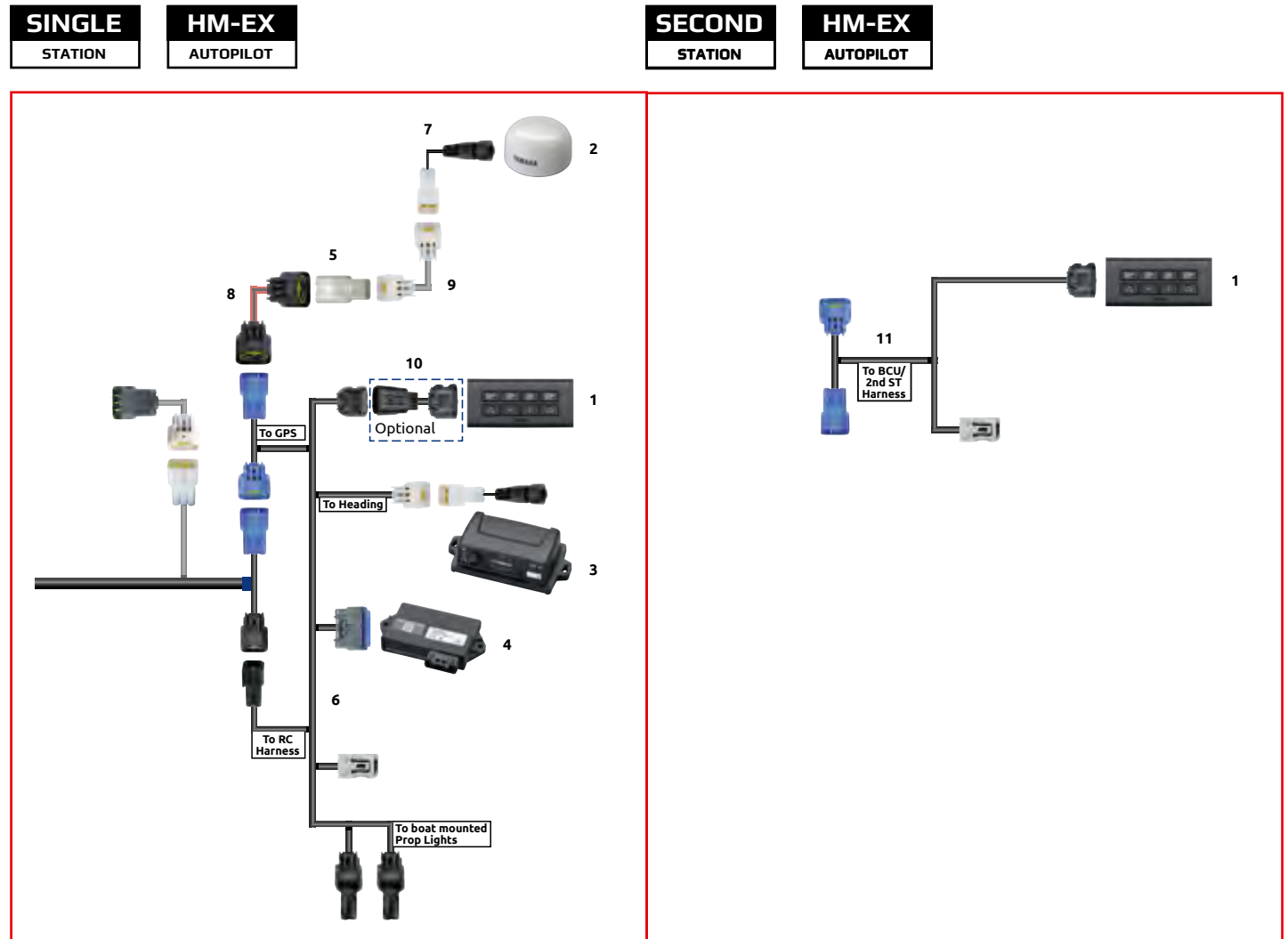
Extension harness	Length
6X9-83553-70-00	7m (22 ft)
6X9-83553-80-00	8m (26 ft)

Rigging Diagrams

AUTOPILOT UPGRADE KIT SINGLE TO QUAD ENGINE **

SINGLE STATION

SECOND STATION (ADDITIONAL TO SINGLE STATION)



KIT CONTENTS

	Part Number	Description	Qty	Note
	6X9-762P0-07	Autopilot Upgrade kit for Single station		
1	6X9-8253V-01-00	Autopilot panel	1	
2	6X9-88107-01-00	GPS antenna	1	
3	6X9-8A410-01-00	Heading sensor	1	
4	6X9-8591T-14-00	Boat Control Unit	1	
5	6Y8-81920-11-00	Single hub	1	
6	6X9-82386-01-00	BCU Harness	1	
7	6YM-83553-00-00	Conversion harness	2	
8	6Y8-82553-50-00	Main bus wire 3m / 10 ft	1	Other length available
9	6Y8-82521-01-00	Pigtail bus wire 0.3m / 1 ft	1	Other length available
10	6X9-82521-00-00	BCU harness extension	1	Optional

**) Order at the local distributor sales department

	Part Number	Description	Qty	Note
	6X9-762P0-11	Autopilot Upgrade kit for Second station		
1	6X9-8253V-01-00	Autopilot panel	1	
11	6X9-82386-10-00	BCU Harness	1	

**) Order at the local distributor sales department

HARNESS OPTIONS

Main bus wire	Length
6Y8-82553-01-00	0.3m (1 ft)
6Y8-82553-50-00	3m (10 ft)
6Y8-82553-11-00	4.6m (15 ft)
6Y8-82553-21-00	6.1m (20 ft)
6Y8-82553-31-00	7.6m (25 ft)
6Y8-82553-41-00	9.1m (30 ft)

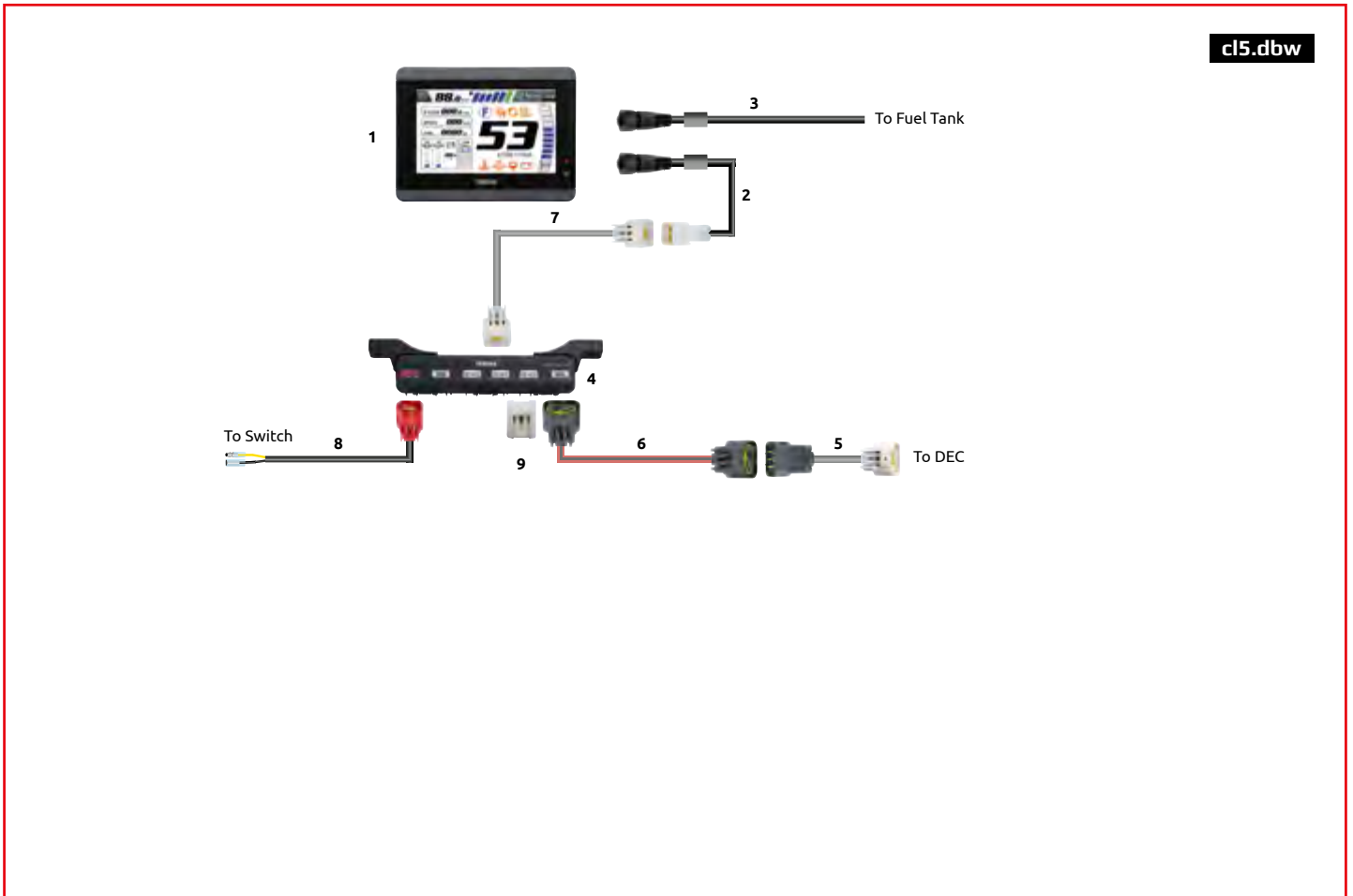
Pigtail bus wire	Length
6Y8-82521-01-00	0.3m (1 ft)
6Y8-82521-11-00	0.6m (2 ft)
6Y8-82521-21-00	0.9m (3 ft)
6Y8-82521-31-00	1.8m (6 ft)
6Y8-82521-41-00	2.7m (9 ft)
6Y8-82521-51-00	3.6m (12 ft)

BCU harness extension	Length
6X9-82521-00-00	4.6m (15 ft)
6X9-82521-10-00	9.1m (30 ft)

DBW REMOTE CONTROL (DISPLAY)

DISPLAY OPTION CL5 COLOR TOUCH GAUGE RIGGING KIT ([6YM-762G0-05-00](#))

CL5
DEC

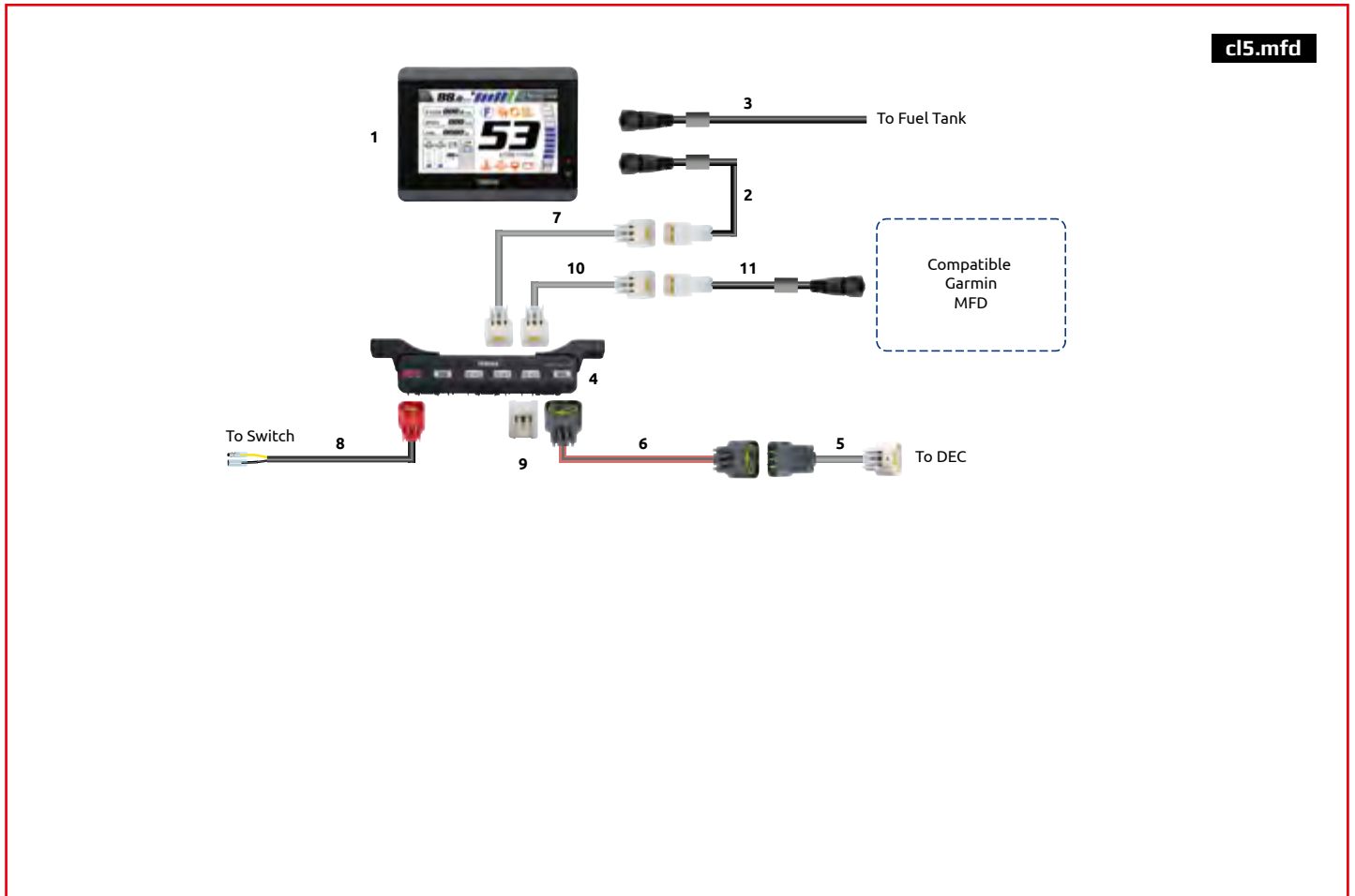


	6YM-762G0-05-00	CL5 Color Touch Gauge Kit - DEC	Qty	Note
1	6YM-83710-14-00	CL5 display	1	
2	6YM-83553-00-00	Conversion harness 0.9m / 3 ft	1	Optional elbow connector 6YM-83553-10-00
3	6YD-8356N-00-00	Fuel tank wire	1	Optional elbow connector 6YM-8356N-00-00
4	6Y8-81920-01-00	Multi hub	1	
5	6Y9-83553-00-00	Conversion harness	1	
6	6Y8-82553-01-00	Main bus wire 0.3m / 1 ft	1	Other lengths available
7	6Y8-82521-31-00	Pigtail bus wire 1.8m / 6 ft	1	Other lengths available
8	6Y8-83553-02-00	System power supply	1	
9	6Y8-82582-11-00	Cap	2	

Rigging Diagrams

DBW REMOTE CONTROL (DISPLAY)

DISPLAY OPTION CL5 COLOR TOUCH GAUGE RIGGING KIT ([6YM-762G0-05-00](#))



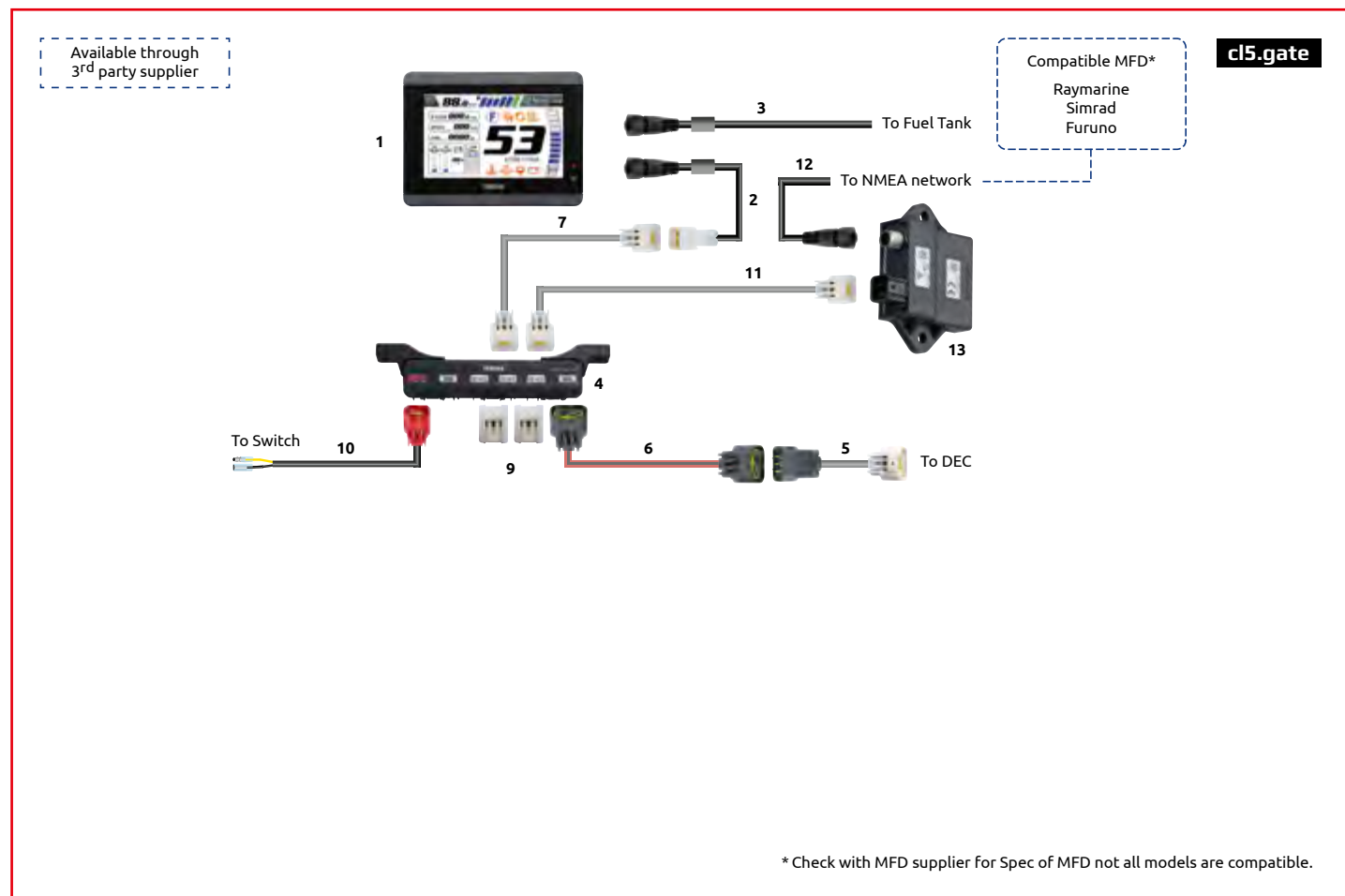
	6YM-762G0-05-00	CL5 Color Touch Gauge Kit - DEC	Qty	Note
1	6YM-83710-14-00	CL5 display	1	
2	6YM-83553-00-00	Conversion harness 0.9m / 3 ft	1	Optional elbow connector 6YM-83553-10-00
3	6YD-8356N-00-00	Fuel tank wire	1	Optional elbow connector 6YM-8356N-00-00
4	6Y8-81920-01-00	Multi hub	1	
5	6Y9-83553-00-00	Conversion harness	1	
6	6Y8-82553-01-00	Main bus wire 0.3m / 1 ft	1	Other lengths available
7	6Y8-82521-31-00	Pigtail bus wire 1.8m / 6 ft	1	Other lengths available
8	6Y8-83553-02-00	System power supply	1	
9	6Y8-82582-11-00	Cap	2	

	Additional	Part Name	Qty	Note
10	6Y8-82521-11-00	Pigtail bus wire 1.8m / 6 ft	1	Other lengths available
11	6YM-83553-00-00	Conversion harness 0.9m / 3 ft	1	Or Garmin J1939 connector (1pcs per MFD)

DBW REMOTE CONTROL (DISPLAY)

DISPLAY OPTION CL5 COLOR TOUCH GAUGE RIGGING KIT (6YM-762G0-05-00)

CL5	MFD
DEC	GATEWAY



	6YM-762G0-05-00	CL5 Color Touch Gauge Kit - DEC	Qty	Note
1	6YM-83710-14-00	CL5 Display	1	
2	6YM-83553-00-00	Conversion Harness 0.9m / 3 ft	1	Optional elbow connector 6YM-83553-10-00
3	6YD-8356N-00-00	Fuel Tank Wire	1	Optional elbow connector 6YM-8356N-00-00
4	6Y8-81920-01-00	Multihub	1	
5	6Y9-83553-00-00	Conversion harness	1	
6	6Y8-82553-01-00	Main bus wire 0.3m / 1 ft	1	Other lengths available
7	6Y8-82521-31-00	Pigtail bus wire 1.8m / 6 ft	1	Other lengths available
9	6Y8-82582-11-00	Cap	2	
10	6Y8-83553-02-00	System power supply	1	

	Additional	Part Name	Qty	Note
11	6Y8-82521-31-00	Pigtail bus wire 1.8m / 6 ft	1	Other lengths available
12	6YG-82521-00-00	NMEA Harness	1	
13	6YG-8A2D0-12-00	6YG Gate way		

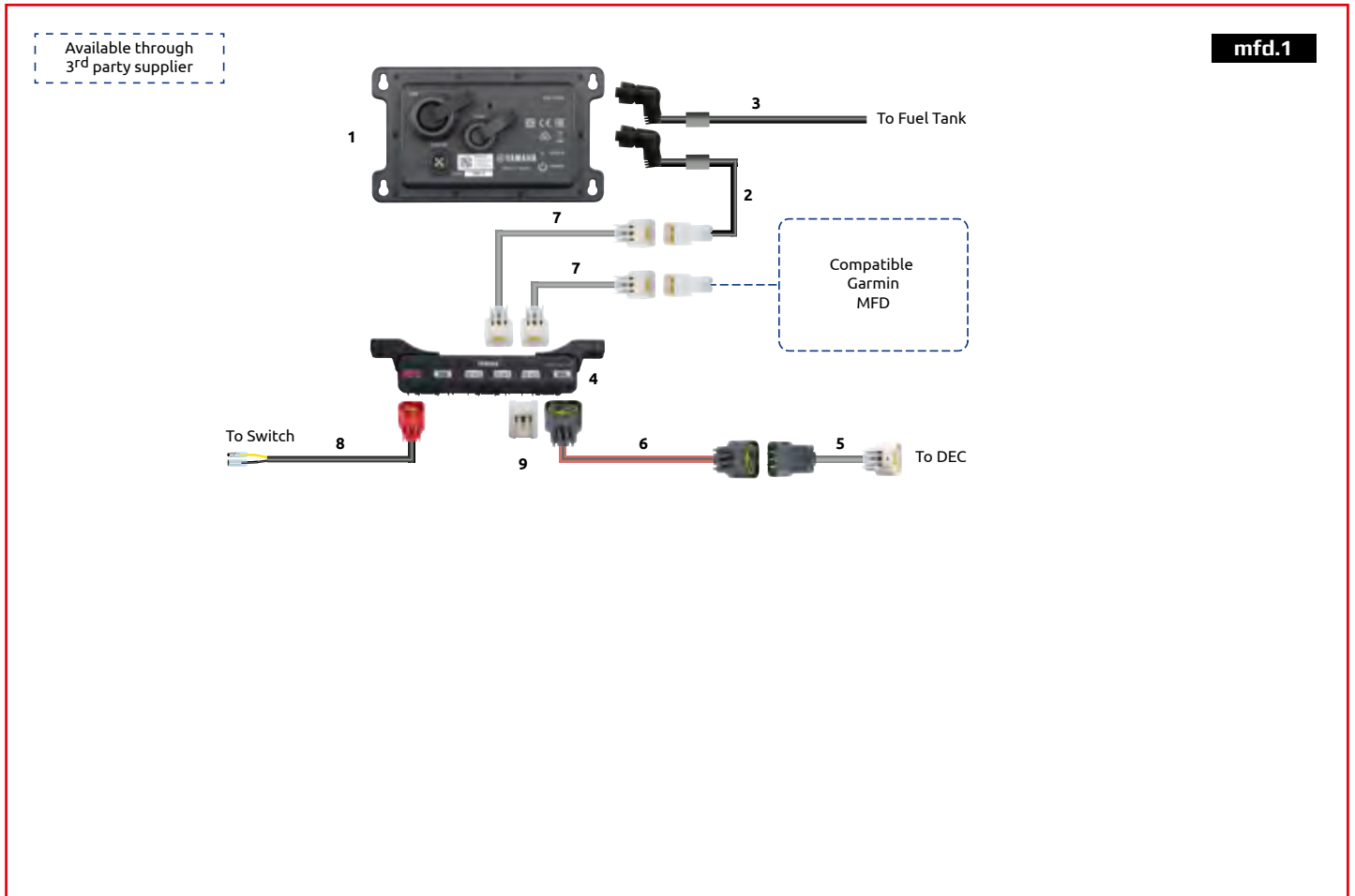
Rigging Diagrams

DBW REMOTE CONTROL (DISPLAY)

DISPLAY OPTION MFD INTERFACE TYPE 1 RIGGING KIT FOR GARMIN (6YM-762G0-40-00)

MFD
TYPE 1

6X9
DEC

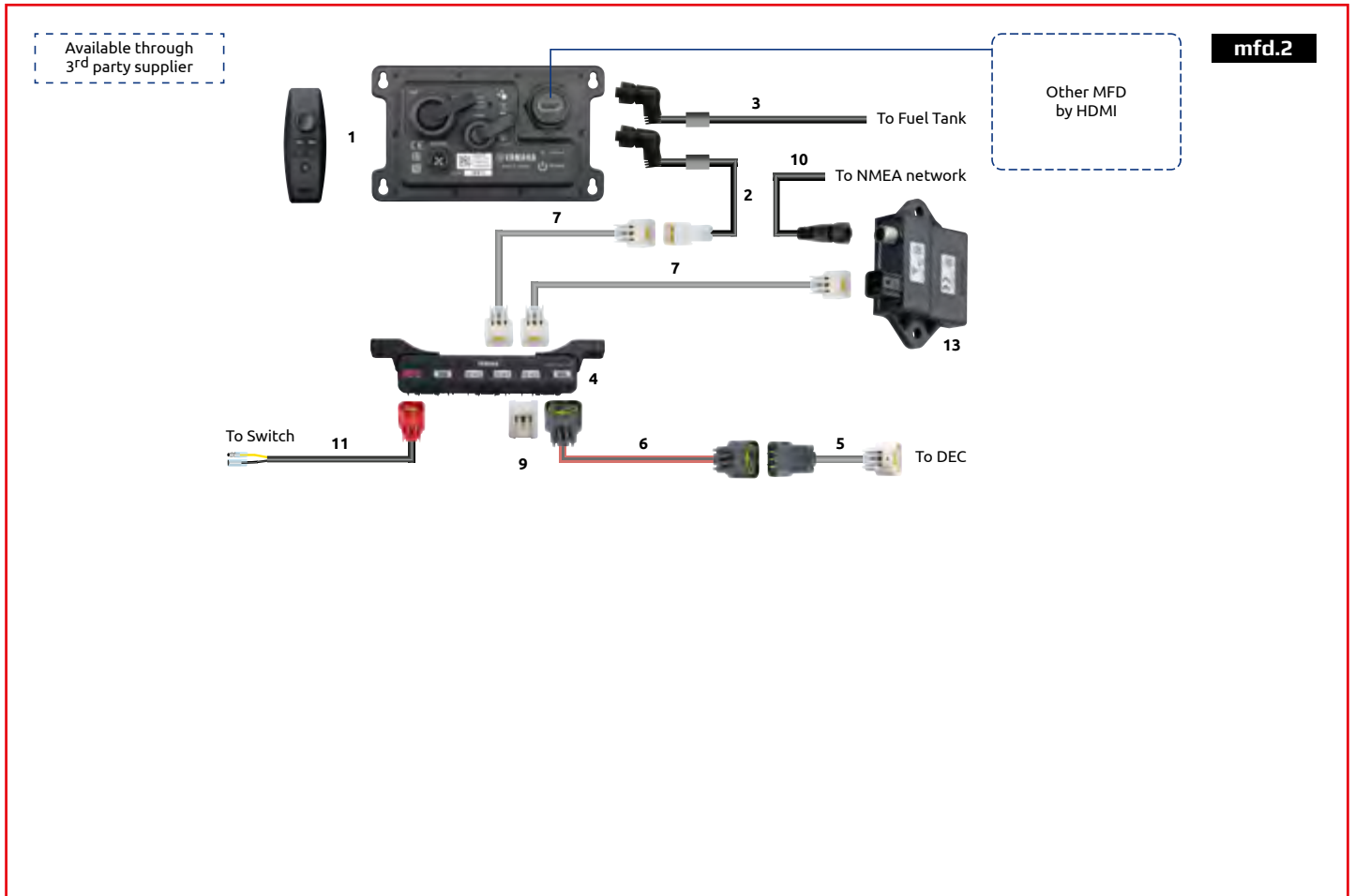


	6YM-762G0-40-00	MFD interface Type 1 Kit (for Garmin)	Qty	Note
1	6YM-8A2D0-10-00	Interface unit	1	
2	6YM-83553-10-00	Conversion harness 0.9m / 3 ft	1	Elbow connector
3	6YM-8356N-00-00	Fuel tank wire	1	Elbow connector
4	6Y8-81920-01-00	Multi hub	1	
5	6Y9-83553-00-00	Conversion harness 0.3m / 1 ft	1	
6	6Y8-82553-01-00	Main bus wire 0.3m / 1 ft	1	Other lengths available
7	6Y8-82521-31-00	Pigtail bus wire 1.8m / 6 ft	2	Other lengths available
8	6Y8-83553-02-00	System power supply 2.4m / 8 ft	1	
9	6Y8-82582-11-00	Cap	1	

DBW REMOTE CONTROL (DISPLAY)

DISPLAY OPTION MFD INTERFACE TYPE 2 RIGGING KIT (6YM-762G0-54-00)

MFD	6X9
TYPE 2	DEC

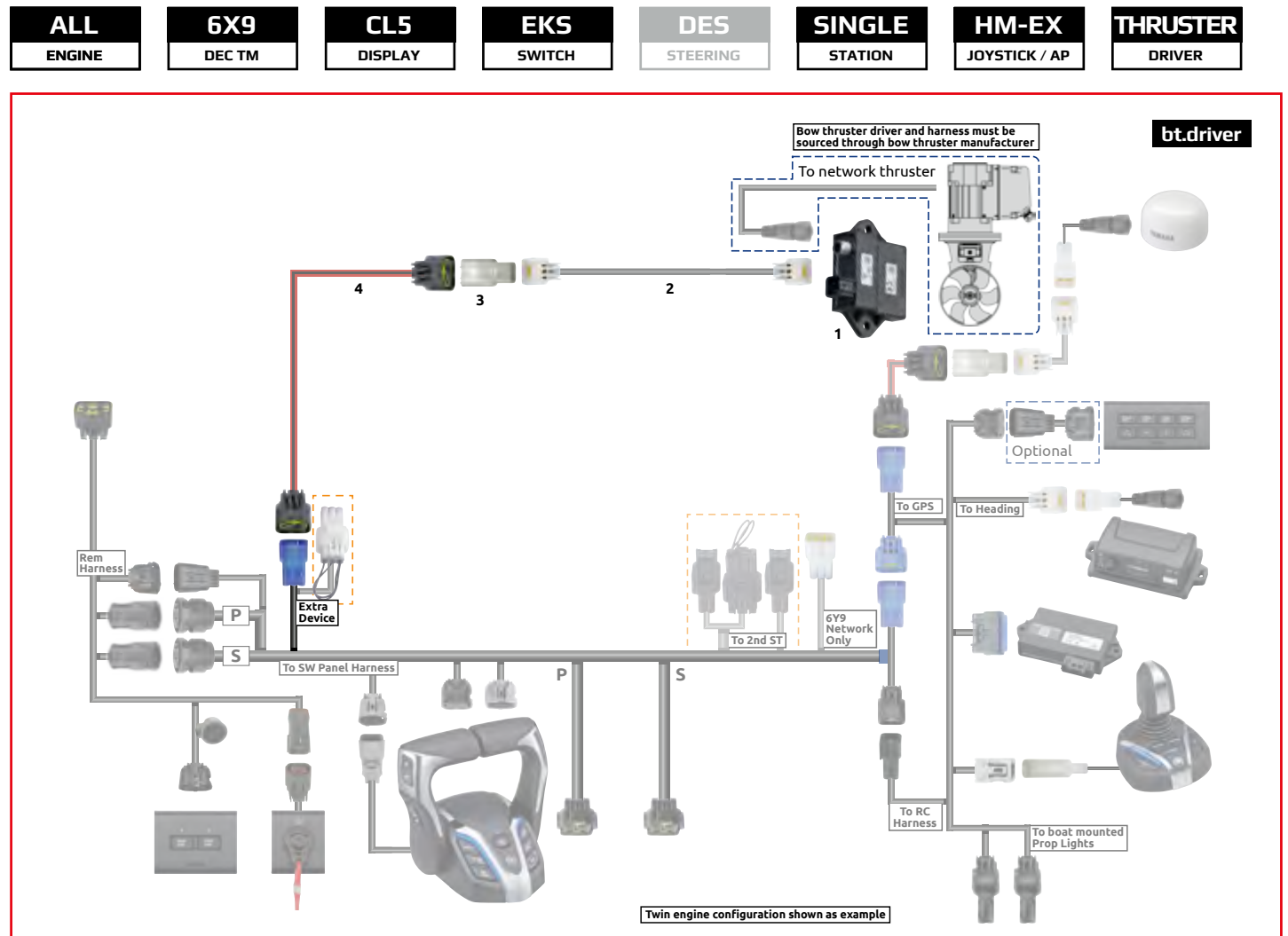


	6YM-762G0-54-00	MFD interface Type 2 Kit	Qty	Note
1	6YM-8A201-00-00	Interface unit	1	Not available separate
2	6YM-83553-10-00	Conversion harness 0.9m / 3 ft	1	Elbow connector
3	6YM-8356N-00-00	Fuel tank wire	1	Elbow connector
4	6Y8-81920-01-00	Multi hub	1	
5	6Y9-83553-00-00	Conversion harness 0.3m / 1 ft	1	
6	6Y8-82553-01-00	Main bus wire 0.3m / 1 ft	1	Other lengths available
7	6Y8-82521-31-00	Pigtail bus wire 1.8m / 6 ft	2	Other lengths available
9	6Y8-82582-11-00	Cap	1	
10	6YG-82521-00-00	NMEA harness	1	
11	6Y8-83553-02-00	System power supply 2.4m / 8 ft	1	
12	6YM-8533A-00-00	HDMI cable	1	
13	6YG-8A2D0-12-00	6YG gate way	1	

Rigging Diagrams

BOW THRUSTER INTEGRATION, ALL ENGINES

Helm master EX can be integrated with bow thruster *1. When you push the F1 button of the autopilot panel, the system wakes up and improves the performance of Joystick maneuvering and SetPoint™, *2: Yamaha does not supply any bow thruster components, for any information regarding bow thruster please contact your local bow thruster distributor.



Part Number	Description	Qty	Note
1 6X9-86500-00-00	Thruster driver	1	
2 6Y8-82521-01-00	Pigtail bus wire 0.3m / 1 ft	1	Other lengths available
3 6Y8-81920-11-00	Inline Hub	1	
4 6Y8-82553-50-00	Main bus wire 3m / 10 ft	1	Other lengths available



Steering & Steering Systems



STEERING WHEELS



1



2



3



4



5



6*



7



8



9*

#	PART NUMBER	DIAMETER (MM)	
1	YMM-24001-00-BK	335	STEERING WHEEL BLACK LONG SPOKE
2	YMM-24002-00-BK	342	STEERING WHEEL BLACK 4-SPOKE
3	YMM-24005-00-BK	350	STEERING WHEEL BLACK 5-SPOKE
4	YMM-24005-00-GY	342	STEERING WHEEL GREY 5-SPOKE
5	YMM-24003-00-BK	350	STEERING WHEEL BLACK
6*	YMM-24008-00-BS	350	STEERING WHEEL LUXE BLACK/SILVER
7	YMM-24004-00-BK	280	STEERING WHEEL BLACK SMALL
8	YMM-24006-00-CH	345	STEERING WHEEL CHROME 5-SPOKE
9*	YMM-24007-00-BK	350	STEERING WHEEL BLACK
-	YMM-24000-01-00	-	HUB FOR STEERING WHEELS (X63)

* To fit these wheels, the special hub (part number [YMM-24000-01-00](#)) is also required.

HYDRAULIC STEERING KITS BY L&S

Part Number	Kit name	Technical capacite	Contents
YME-KT220-33-48	KIT LS80PRO	Up to 80HP	Complete kits. Standard systems including cylinder, helm pump with lock valve. Standard fittings, 10m hose and a filling funnel
YME-KT220-33-49	KIT LS125PRO	Up to 125 HP	
YME-KT220-33-50	KIT LS175PRO	Up to 175 HP	
YME-KT220-33-51	KIT LS225PRO	Up to 225 HP	
YME-KT220-40-20	KITLS3500PRO	Up to 350 HP	
YME-KT220-40-28	KIT LS3500PRO PRE-CRIMPED	Up to 350 HP	
YME-KT220-40-21	LS 232C/29HB	Up to 300HP (different model)	



HYDRAULIC STEERING KITS FOR F150-F200 ENGINES WITH INTEGRATED HYDRAULIC CYLINDER.

The kit will consist out of:

- 1 pair Fittings for the Helm to the hoses:
- 1 pair of adapter fittings to connect the hoses to hydraulic steering cylinder of the OB engine:

Hydraulic steering helm HB26:

- 1 Pair of pre crimped hoses (advice not to make hoses yourself, risk of leakage etc)

Part Number	Part Name
YME-KT220-42-57	LS KIT YAMAHA F150-F200 5M
YME-KT220-42-58	LS KIT YAMAHA F150-F200 6M
YME-KT220-42-59	LS KIT YAMAHA F150-F200 7M
YME-KT220-42-60	LS KIT YAMAHA F150-F200 7.5 M
YME-KT220-42-61	LS KIT YAMAHA F150-F200 8.5 M

HYDRAULIC HOSES

Part Number	Diameter	Remark
YME-HH120-47-40	Hydraulic hose 6mm 12M	
YME-HH120-53-00	Hydraulic hose 6mm 35M	
YME-HH120-53-01	Hydraulic hose 8mm 12M	
YME-HH120-47-42	Hydraulic hose 8mm 25M	
YME-HH120-71-17	Hydraulic hose 8mm 35M	
YME-HH120-53-00	Hydraulic hose 6mm 35M	
YME-SP129-05-03	Hydraulic hose 6m	only fit on the 3500pro set
YME-SP129-07-56	Hydraulic hose 7m	only fit on the 3500pro set
YME-SP129-05-04	Hydraulic hose 7,5m	only fit on the 3500pro set
YME-SP129-07-53	Hydraulic hose 8.5	only fit on the 3500pro set



HYDRAULIC CYLINDERS

Part Number	Part Name
YMF-11220-33-15	KIT VHM EX80HP+Fittings
YMF-11220-33-33	KIT VHM EX125HP+Fittings
YMF-11220-33-34	KIT VHM EX175HP+Fittings
YMF-11220-33-35	KIT VHM EX225HP+Fittings
YMF-11220-06-96	KIT VHM EX232H+Fittings
YMF-11220-35-72	KIT VHM EX3500HP++Fittings

HYDRAULIC HELMS

Part Number	Part Name
YMF-11220-08-04	HYD ST Helm 20HB-CAR
YMF-11220-09-48	HYD ST Helm 26HB-CAR
YMF-11220-09-50	HYD ST Helm 30HB-CAR



Other Rigging Components

TIE-BAR

Part Number	Part Name	Remark
YME-SP220-21-23	OB - Tie-Bar ADJ 650-880	For 2 engines equipped with LS3500PRO
YME-SP220-37-56	OB - Tie-Bar ADJ 600-820	For 2 engines equipped with LS125PRO cilinder / LS175PRO / LS225PRO.
YME-SP220-36-14	OB - Tie-Bar ADJ 640-850	For 2 engines equipped with LS125PRO cilinder / LS175PRO / LS225PRO.
YME-SP220-20-41	OB - Tie-Bar ADJ 470-710	
YME-SP220-29-12	OB - Tie-Bar ADJ 650-850	
YME-SP220-21-02	OB - Tie-Bar ADJ 710-940	
YME-SP220-29-11	OB - Tie-Bar ADJ 450-650	



PURGING KIT

Part Number	Part name
YME-KT220-35-93	Purging Kit
YME-KT220-40-29	TELEFLEX Fitting Purge Kit

KIT ACCESSORIES AND HYDRAULIC L&S OIL

Part Number	Part name
YME-SP220-10-58	Pump Bezel
YME-SP220-17-53	Bulkhead strain relief
Hydraulic LS oil	
YME-H0220-00-17	Hydraulic oil



SPARE PARTS

Helm pump spare parts

Part Number	Description	Helm pump
YME-SP120-06-68	Seal kit	20 HB CAR
YME-SP220-08-07	Set of straight fittings	
YME-SP220-19-89	Set of elbow fittings	
YME-SP220-04-53	Mounting kit	
YME-SP120-60-25	Shaft end key	
YME-SP220-12-76	Equipped gauge cap	
YME-SP120-06-68	Seal kit	26 HB CAR
YME-SP220-00-21	Set of elbow fittings	
YME-SP220-04-53	Monting kit	
YME-SP120-60-25	Shaft end key	30 HB CAR
YME-SP220-12-76	Equipped gauge cap	
YME-SP120-06-68	Seal kit	
YME-SP220-00-21	Set of elbow fittings	30 HB CAR
YME-SP220-04-53	Mounting kit	
YME-SP120-60-25	Shaft end key	
YME-SP220-12-76	Equipped gauge cap	29 CT HB CAR
YME-SP120-22-63	Seal kit	
YME-SP220-00-21	Set of elbow fittings	
YME-SP220-04-53	Mounting kit	29 CT HB CAR
YME-SP120-60-25	Shaft end key	
YME-SP220-12-76	Equipped gauge cap	

Cylinder spare parts

Part Number	Spare part description	Cylinder
YME-SP120-64-96	Seal kit	VHM EX 125HP
YME-SP120-63-48	Bolt for fixing on Motor arm	
YME-SP220-08-08	Set of fittings for 6mm	
YME-SP120-62-43	Equipped rod	VHM EX 175HP
YME-SP120-64-97	Seal kit	
YME-SP120-63-48	Bolt for fixing on Motor arm	
YME-SP220-33-56	Set of fittings 8 MM	VHM EX 225HP
YME-SP120-62-48	Equipped rod	
YME-SP120-64-98	Seal kit	
YME-SP120-63-48	Bolt for fixing on Motor arm	VHM EX 350HP
YME-SP220-33-56	Set of fittings 8 MM	
YME-SP120-55-12	Equipped rod	
YME-SP120-58-03	Seal kit	VHM EX 350HP
YME-SP120-60-90	Bolt for fixing on Motor arm	
YME-SP120-61-27	Equipped rod	
YME-SP220-00-23	set of stainless steel fittings 8mm	YMESP1200766
YME-SP220-21-03	tie bar 1 cylinder / 2 motors	
YME-SP120-06-38	Seal kit	
YME-SP120-60-90	Bolt for fixing on Motor arm	YMESP1200766
YME-SP120-21-84	Equipped rod	
YME-SP120-32-24	Equipped lever	
YME-SP220-00-23	set of stainless steel fittings 8mm	YMESP1200766
YME-SP120-07-66	Cylinder tube	

BEST VALUE MECHANICAL STEERING SYSTEM

We offer 2 types of mechanical steering systems:

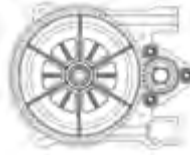
1 Entry level steering system with a reduction steering hub:

- This design uses only two gears wherein one gear meshes externally with the drum and moves the inner helical core of the steering cable. Reduction Gear design is a sturdy design but lacks the advantage of compactness.
- The helm shaft is attached to the small gear and must be placed outside the perimeter of the gear drum which makes the helm relatively large.
- Restrictive use in boats with small dashboards.

2 Planetary Gear steering system:

- The Planetary Gear design uses three or more gears meshed internally which rotate on their own axis.
- This design ensures uniform distribution of the torque, thereby ensuring longer life of the steering system with higher efficiency and lower feedback.

Main station



2nd station



PREMIUM MECHANICAL STEERING SYSTEMS



Y12 Helm/Bezel



Y24 Helm/Bezel



Y24 Helm/Bezel



Y22 Helm (fast-connect system)



Y23 Helm (non self-centring fast-connect system)

All these systems are highly responsive and are designed and built to our exacting standards of safety, durability and comfort. The Y22 and Y23 helms (or Y20 kit) can be used for all types of applications. Our Y23 helm has a special non self-centring mechanism, which means the wheel won't return automatically to the straight ahead position after a turn. Both these helms have to be installed with a Y25 Bezel, which is available in 20° and 90° versions.

Number of turns lock-to-lock: Y12 - approx 2.5 Y22/Y23 - approx 3.8 Y24 - approx 3

The Y12 (or Y10 kit) is for smaller boats with engines below 40kW (or below 55hp). Y24 can be applied if a simpler, more conventional system is required.

Y10 COMPLETE KIT FOR ENGINES BELOW 40KW (OR BELOW 55HP) INCLUDING Y11, Y12 AND STEERING WHEEL [YMM-24003-00-BK](#)

FEET	CM	Part Number	Part Name
8'	244	YMM-22208-00-00	CABLE Y10 STEERING 8
9'	274	YMM-22209-00-00	CABLE Y10 STEERING 9
10'	305	YMM-22210-00-00	CABLE Y10 STEERING 10
11'	335	YMM-22211-00-00	CABLE Y10 STEERING 11
12'	366	YMM-22212-00-00	CABLE Y10 STEERING 12
13'	396	YMM-22213-00-00	CABLE Y10 STEERING 13
14'	427	YMM-22214-00-00	CABLE Y10 STEERING 14
15'	457	YMM-22215-00-00	CABLE Y10 STEERING 15

Other Rigging Components

Y11 STEERING CABLE (TO BE USED WITH Y12)

FEET	CM	Part Number	Part Name
7'	213	YMM-22007-00-00	CABLE Y11 STEERING 7
8'	244	YMM-22008-00-00	CABLE Y11 STEERING 8
9'	274	YMM-22009-00-00	CABLE Y11 STEERING 9
10'	305	YMM-22010-00-00	CABLE Y11 STEERING 10
11'	335	YMM-22011-00-00	CABLE Y11 STEERING 11
12'	366	YMM-22012-00-00	CABLE Y11 STEERING 12
13'	396	YMM-22013-00-00	CABLE Y11 STEERING 13
14'	427	YMM-22014-00-00	CABLE Y11 STEERING 14
15'	457	YMM-22015-00-00	CABLE Y11 STEERING 15
16'	488	YMM-22016-00-00	CABLE Y11 STEERING 16
17'	518	YMM-22017-00-00	CABLE Y11 STEERING 17
18'	549	YMM-22018-00-00	CABLE Y11 STEERING 18
20'	610	YMM-22020-00-00	CABLE Y11 STEERING 20

Y12 STEERING

Part Name	Part Number
Y12 Helm/Bezel	YMM-22400-00-00
Y22 Helm (fast-connect system)	YMM-22500-00-00
Y23 Helm (non self-centring fast-connect)	YMM-22500-10-00
Y24 Helm/Bezel	YMM-22510-00-00
Y25 Bezel (90° version)	YMM-22550-00-00
Y25 Bezel (20° version)	YMM-22551-00-00

Y20 COMPLETE KIT FOR ALL ENGINES (INCLUDING Y21, Y22, Y25 AND STEERING WHEEL

[YMM-24007-00-BK](#)

FEET	CM	Part Number	Part Name
10'	305	YMM-22310-00-00	CABLE Y20 STEERING 10
11'	335	YMM-22311-00-00	CABLE Y20 STEERING 11
12'	366	YMM-22312-00-00	CABLE Y20 STEERING 12
13'	396	YMM-22313-00-00	CABLE Y20 STEERING 13
14'	427	YMM-22314-00-00	CABLE Y20 STEERING 14
15'	457	YMM-22315-00-00	CABLE Y20 STEERING 15
16'	488	YMM-22316-00-00	CABLE Y20 STEERING 16
17'	518	YMM-22317-00-00	CABLE Y20 STEERING 17

Y21 STEERING CABLE (TO BE USED WITH Y22/Y23/Y24)

FEET	CM	Part Number	Part Name
7'	213	YMM-22107-00-00	CABLE Y21 STEERING 7
8'	244	YMM-22108-00-00	CABLE Y21 STEERING 8
9'	274	YMM-22109-00-00	CABLE Y21 STEERING 9
10'	305	YMM-22110-00-00	CABLE Y21 STEERING 10
11'	335	YMM-22111-00-00	CABLE Y21 STEERING 11
12'	366	YMM-22112-00-00	CABLE Y21 STEERING 12
13'	396	YMM-22113-00-00	CABLE Y21 STEERING 13
14'	427	YMM-22114-00-00	CABLE Y21 STEERING 14
15'	457	YMM-22115-00-00	CABLE Y21 STEERING 15
16'	488	YMM-22116-00-00	CABLE Y21 STEERING 16
17'	518	YMM-22117-00-00	CABLE Y21 STEERING 17
18'	549	YMM-22118-00-00	CABLE Y21 STEERING 18
19'	579	YMM-22119-00-00	CABLE Y21 STEERING 19
20'	610	YMM-22120-00-00	CABLE Y21 STEERING 20
21'	640	YMM-22121-00-00	CABLE Y21 STEERING 21
22'	671	YMM-22122-00-00	CABLE Y21 STEERING 22

ACCESSORIES FOR MECHANICAL SYSTEMS

Some outboard models require additional accessories for the connection between the steering cable and the engine.

Description	Part Number
Clamp block to support steering cables (aluminium and stainless steel)	YMM-22601-00-00
Splash well mounting support for steering cables (corrosion resistant)	YMM-22602-00-00
Clamp block to support steering cables (corrosion resistant painted steel)	YMM-22603-00-00
Clevis for YMM-22601-00-00 , YMM-22602-00-00 or YMM-22603-00-00	YMM-22610-00-00
Clevis for YMM-22601-00-00 , YMM-22602-00-00 or YMM-22603-00-00	YMM-22611-00-00



Y11 Steering Cable with Transom Support ([YMM-22601-00-00](#)) using Clamp block.

Clevis [YMM-22610-00-00](#)



Clevis [YMM-22611-00-00](#)

STEERING GUIDE ATTACHMENT KITS

These kits are required for connection between the steering cable end and the outboard's steering hook.

Model	Part Number
F8C(03/2007)/FT8D(03/2007)	68T-61350-00-00
F8C(04/2007-)/FT8D(04/2007-)/F9.9J/FT9.9L	68T-61350-10-00
9.9F/15F/F9.9C/FT9.9D/F15A	63V-61350-00-00
FT9.9A/F9.9B	6G8-61350-00-00
F15C/F20B	6AH-61350-00-00
20C/20D/25B/25N/25V/30D/30G/40Q	689-61350-02-00
F25D/FT25F/F30B/F40F	6BG-61350-00-00
40V/50H/F50A/FT50C	63D-61350-00-00
F20A/F25A/FT25B/F30A/F40B/C/D/F50F/H/ F60A/C/F/FT50G/J/FT60B/D/G/F70A/40X	65W-61350-00-00
F25G	6FM-61350-00-00
50G/60F/70B/75C/90A/75A/85A	688-61350-10-00
F80A/B/F100A/D/F	67F-61350-00-00
F100F/F115B/F130A	6EK-61350-00-00
F100B/F115A/F150A/F175A/V4/V6 (2 & 4 stroke)	6E5-61350-02-00
Tie-Bar Kit	
F115 to F300 (V6) Adjustable distance: 600-800mm	6E5-61301-01-00



STEERING HOOKS

Model	Type	Part Number
Universal Steering Hook (A50) for engines between 5 and 25hp		YMM-21220-00-00
6C/D/8C/9.9D/15D/40Q	Ball post type, not for F8B/F9.9A/B/25J	676-48511-02-00
F6A/F8C/FT8D/F9.9C/FT9.9D/F9.9F/FT9.9G/F9.9J/FT9.9L/F15A/9.9F/15F	Steering guide type	63V-48511-01-00
F8A/B/F9.9A/B/25J/30D ('87-'96)	Ball post type	6G8-48511-10-00
F15C/F20B		6AH-48511-01-00
20C('85-'96) 20D/25B/25D/N/30A/G ('85-'89)	Ball post type/Steering guide type	689-48511-02-00
20D/25N ('90-'00)	Ball post type/Steering guide type	6L2-48511-00-00
20D/25N ('01-) 25J/30D ('94-)		6J8-48511-01-4D
25J/30DETO ('99-'01)	Steering guide type	6J8-48511-52-00
F20A/F20G/F25A/F25D/F25G/FT25B/FT25F/F30A/F30B/F40B/F40F/ F50F/F50H/FT50B/FT50G/FT50J/F60A/F60C/F60F/FT60B/FT60D/FT60G/ F70A/40X	Steering guide type	65W-48511-01-00
25B/50G/60F/70B	Steering guide type	6H3-48511-52-00
25B/Q/40H/50D/50G/60F/70B/75A/80A/85A/90A/55B ('95-)	Ball post type	688-48511-01-4D
55B ('92-'94)	Steering guide type	688-48511-51-1D
55B ('95-'98)	Steering guide type	688-48511-52-00
55B ('90-'94) 75A/85A ('90-'93)	Ball post type	688-48511-01-4D
75C/90A	Steering guide type	688-48511-12-00
40V/Y/F40A/F45A/50H/F50A/B/FT50B/C		63D-48511-01-00
F80A/F80B/F100A/F100D	Steering guide type	67F-48511-01-00
F115A	Steering guide type	68V-48511-01-00



Outboard Maintenance & Accessories



RIGGING HOSE

Keep your cables protected and uncluttered with a Rigging Hose. Yamaha Hoses are tough yet flexible and are constructed from crush-resistant, UV-protected material to ensure a longer life span. Hoses are mounted using a chromium-plated copper or plastic bracket and come in black, gray or metallic blue colours.

2"		
Black	25ft/7,62m	YME-RHS20-BK-25
Gray/Black	25ft/7,62m	YME-RHS20-BE-25
White/Black	25ft/7,62m	YME-RHS20-WT-25
Metallic blue	25ft/7,62m	ABB-RIGHS-BE-25
2,5" XTO		
Black	25ft/7,62m	YME-RHS25-BK-25
White/Black	25ft/7,62m	YME-RHS25-WT-25

TRANSOM FLANGES

The tough plastic bracket is easy to install by just threading the Rigging Hose onto it. It requires no clamp, yet provides positive engagement. Use with the rigging Grommet on the other end for quick, easy rigging. When the chromium plated copper "through transom bracket" is used, the rigging hose is fitted with the clamp.

2"	
Chrome transom bracket with 2 anodised stainless steel clamps	ABA-THRUT-RA-SM
Transom flange Black	MAR-TRBRT-BL-00
Transom flange White	MAR-TRBRT-WH-00
2,5" XTO	
Black	YME-TFLNG-25-BK
White	YME-TFLNG-25-WT



TRANSOM PLATES

Yamaha recommend these transom plates for boats with engines from 60hp and up.

Transomplate (4 & 6 CYL)	YME-09TP0-01-00
Transomplate (V8)	YME-09TP1-01-00



TRANSOM BOLTS

Outboard	Part Number	Thread	Total Length	Boat transom thickness (*)
F25D - F300B	90101-12M51-00	M12	95mm	
	90101-12063-00	M12	105mm	
	90101-12064-00	M12	115mm	55-65mm
	90101-12065-00	M12	130mm	65-75mm
	90101-12066-00	M12	150mm	75-95mm
F300 - XTO **	90101-12051-00	M12	85mm	-55mm
	90101-12053-00	M12	110mm	55-65mm
	90101-12076-00	M12	130mm	65-75mm
	90101-12067-00	M12	150mm	75-95mm
	90101-12068-00	M12	170mm	95-115mm
	90101-12073-00	M12	180mm	115mm-
	90101-12074-00	M12	200mm	115mm-
	90101-12069-00	M12	210mm	115mm-
	90101-12078-00	M12	220mm	115mm-
	90101-12070-00	M12	230mm	115mm-

* Reference data

** High tension bolts



NUTS AND WASHERS

Part Number	Thread	Description	Remark
95380-12600	M12	Standard Nut	
95380-12700	M12	7mm Nut	
90170-12M28	M12	4mm Nut	
90201-13M01	M12	Washer	Small
90201-12426	M12	Washer	Large

TILT LIMITER

The tilt limiter will help improve customer satisfaction in applications where the top cowling would come in contact with the boat at full tilt. (Adjacent list shows applicable engine serial numbers) Check with your dealer for installation validation following owner manual instruction.

Model	Starting Serial Number	Tilt Limiter Kit
F50H	6C1-1047118-	6C5-825EY-00-00
F60F	6C5-1053953-	6C5-825EY-00-00
FT50J	6C2-1014367-	6C5-825EY-00-00
FT60G	6C6-1020951-	6C5-825EY-00-00
F70A	6CJ-1019836-	6C5-825EY-00-00
F80B	6D7-1014351-	6D8-825EY-01-00
F100F	All engine	63P-825EY-02-00
F100D	6D9-1020147-	6D8-825EY-01-00
F115A	68V-1124466-	63P-825EY-02-00
FL115A	68W-1005001-	63P-825EY-02-00
F115B	All engine	63P-825EY-02-00
FL115B	All engine	63P-825EY-02-00
F130A	All engine	63P-825EY-02-00
F150A	63P-1106291-	63P-825EY-02-00
FL150A	64P-1013389-	63P-825EY-02-00
F150D	All engine	63P-825EY-02-00
FL150D	All engine	63P-825EY-02-00
F175A	All engine	63P-825EY-02-00
F200F	All engine	63P-825EY-02-00
FL200F	All engine	63P-825EY-02-00
F200G	All engine	6CE-825EY-02-00
FL200G	All engine	6CE-825EY-02-00
F225F	6CL-1001428-	6CE-825EY-02-00
FL225F	6CM-1000253-	6CE-825EY-02-00
F250D	6CG-1003350-	6CE-825EY-02-00
FL250D	6CH-1000945-	6CE-825EY-02-00
F300B	6CE-1005964-	6CE-825EY-02-00
FL300B	6CF-1002506-	6CE-825EY-02-00
F300D	All engine	6CE-825EY-02-00
FL300D	All engine	6CE-825EY-02-00



BulkParts

These can be ordered through the system under a single part number and are packed collectively per 50 pieces, not in individual packaging.

SINGLE PART

Part Number	Part name	Qty
93603-21111-00	PIN, DOWEL(663)	1
93503-16003-00	BALL	1
93501-04011-00	BALL	1
93603-18M09-00	PIN, DOWEL B (6H3)	1
93101-25M03-00	OIL SEAL	1
93101-22067-00	OIL SEAL (22X36X6-663)	1

BULK PART

Part Number	Part name	Qty
6E9-WB045-00-00	PIN, DOWEL(663)(50PCS)	50
6GK-WB049-00-00	BALL(50PCS)	50
4ND-WB050-00-00	BALL(50PCS)	50
62U-WB052-00-00	PIN, DOWEL B (6H3)(50PCS)	50
62U-WB056-00-00	OIL SEAL(50PCS)	50
6J0-WB058-00-00	OIL SEAL (22X36X6-663)(50PCS)	50

Filters and Fuel Accessories



FUEL FILTERS

Keeping your fuel clean really is an important issue where boating is concerned. Contaminated fuel affects performance and can increase the wear and tear on your engine. The trouble is that countless small dirt particles are already in the fuel before it gets anywhere near your boat - and that's where Yamaha Water Separating Fuel Filters come in. They are designed to be the most efficient systems available for removing dirt before it can enter the pumps and injection system. Without one of these, dirty, unfiltered fuel could block the internal fuel passages, causing the engine to run poorly - or even to fail.

Instead of the standard 35/27-micron filter, the Yamaha 10-micron filter will protect your engine by removing dirt, water and small foreign particles. These superior 10-micron filters are strongly recommended for all engines, especially HPDI and EFI models.

However, it's important to choose a fuel filter with the right capacity for your engine and to regularly maintain it, to avoid reduced performance and engine damage. A simple rule of thumb is to ensure that the litres-per-hour (LPH) of the filter is greater than that of the engine. This figure can be found in your owner's manual.

Remember, a filter that is too big or too good cannot cause problems, but one that is too small or dirty can restrict fuel flow, possibly resulting in engine failure.

WHAT MAKES THIS FILTER UNIQUE:

This is the only filter on the market that is fully homologated. This is due to the metal bowl structure on the bottom of the filter. Making it fully fire proof gaining a Ce, ISO 10088 and ABYC standard. This means it can be used anywhere in the world. In addition the thread on top of the filter towards the mount is unique. This means that it can be only replaced with a YAMAHA genuine replacement filter.

These are 10 micron filters that will protect the engine from foreign particles. 10micron filters are far superior then standard offered marine filters

The flowrate is indicated on the filter itself and in the part number: So YMEEFWS00180A is 180Liters/H YmeEFWS00360 is 360L/H and 620L/H flowrate wise. It is also printed on the filter itself.

Following this logic: Up to 115HP engines the 180 filter can be used. From 115 to XTO the 360 can be used. We recommend the 620 for heavy usage of the 300HP+ range

Part number	Part description
YMEFWS00180A	OB - FUEL WATER SEP S ASSY
YMEFWS00180E	OB - FUEL WATER SEP S ELEMENT
YMEFWS00360A	OB - FUEL WATER SEP M ASSY
YMEFWS00360E	OB - FUEL WATER SEP M ELEMENT
YMEFWS00620A	OB - FUEL WATER SEP L ASSY
YMEFWS00620E	OB - FUEL WATER SEP L ELEMENT
YMEFWS00SSPT	OB - FUEL WATER SEP SS PLATE
Fittings	
YMEFWSEFT06D	OB - ELBOW FITTING 06 MM
YMEFWSEFT08D	OB - ELBOW FITTING 08 MM
YMEFWSEFT10D	OB - ELBOW FITTING 10 MM
YMEFWSSFT06D	OB - STRAIGHT FITTING 06 MM
YMEFWSSFT08D	OB - STRAIGHT FITTING 08 MM
YMEFWSSFT10D	OB - STRAIGHT FITTING 10 MM



GENUINE YAMAHA WATER SEPARATOR/FUEL FILTER:

Corrosion-resistant and specifically designed to fit into smaller areas.
Recommended for outboards up to 70HP.

Filter features:

- Manufactured from lightweight resin material.
- Comes with In & Out connectors (can be swapped)
- Clear bowl to allow easy checking of flow and filtering
- 10-micron filter element
- Fluid capacity of 60cc
- Water separation capacity of 99% or more



Water Separator Filter
907-981M7-45-00



Water Separator Filter
907-981M6-74-00



Water Separator Filter
907-981M6-72-00

WATER SEPARATOR FILTERS

Description	Horsepower	Part Number
Water Separator Filter	Up to 70HP	907-981M6-45-00
Water/Fuel Separator Filter 10-micron including connectors in 8/O8mm	Up to 175HP	907-981M6-74-00
Water/Fuel Separator Filter 10-micron including connectors in 10/O8mm	Up to 425HP	907-981M6-72-00
Replacement filters:		
Replacement Filter 10-Micron (including new O-ring) - Up to 70HP		907-94469-14-00
Replacement Filter-10 Micron - For 175HP up to 425HP		907-94469-13-00

SPARE PARTS FOR 907-981M6-72-00 AND 907-981M7-42-00

Description	Part Number
Elbow fitting 8MM	907-981M7-62-00
Plug, O-ring	907-981M7-63-00
Case set, Float	907-981M7-64-00
O-ring, Hose Nipple (10 mm)	907-981M7-65-00
O-ring, Hose Nipple (8 mm)	907-981M7-66-00



SPARE PARTS FOR 907-981M7-45-00

Description	Part Number
Gasket, Nipple OUT	907-981M7-67-00
Gasket, Nipple IN	907-981M7-68-00
O-ring, Plug	907-981M7-69-00
Float, O-ring, Drain Cap, Case	907-981M7-70-00



FILTER REPLACEMENT FOR THE SPIN ON PARKER FILTERS TYPE: S3240, S3227 AND S3232

Description	Part Number
Replacement element for filter kit between 50hp and 115hp	YME-2E114-00-00
Replacement element for filter kit over 115hp	YMM-2E227-01-00
Replacement element for filter kit for twin engine installation or professional use	YME-2E341-01-00

(Note: A filter is never "too big". A larger filter will last longer than one which is "just large enough")



Replacement filters

Fuel Tanks and Accessories

P&A FUEL TANK:

Description	Part Number
Yamaha 12 litre plastic tank (length 363mm x width 265mm x height 230mm)	6YL-24201-07-0Q
Yamaha 25 litre plastic tank (length 536mm x width 362mm x height 233mm)	6YK-23201-05-0Q



FUEL CAP:

Description	Part Number
12/25L	6YK-24610-10

Other Rigging Components

FUEL PICKUP:

Description	Part Number
12 litres	97951-24261-0Q
25 liters	97951-24262-0Q



FACTORY TANK

For parts related to Factory Tank see YPEC for details



FUEL CAP:

Description	Part Number
12 litre tank without indicator	6YK-24610-10-00
24 litre tank without indicator	6YJ-24610-01-00



FUEL PICKUP:

Description	Part Number
12 litres	6YL-24260-10-00
24 litres w/o Indicator	6YJ-24260-11-00
24 litres with indicator	6Y1-24260-30-00



JERRY CAN:

Description	Part Number
5 litre Jerry can	YMM-5LTRE-00-11
No-spill spout for 5 litre Jerry can	YMM-NSPSP-T0-00
1 litre Jerry can	YMM-10LTR-E0-10



FUEL PIPE JOINT (FEMALE):

Description	Part Number
For 6mm OM side	6G1-24305-05-00
For 6mm Tank side	6Y1-24305-06-00
For 8mm OM side	6E5-24305-06-00
For 8mm Tank side	6Y2-24305-06-00



FUEL PIPE JOINT (MALE):

Description	Part Number
For 6mm	6G1-24304-10-00
For 8mm	6E5-24304-20-00



PRIMARY PUMP:

Description	Part Number
For 6mm (plastic)	6Y1-24360-52-00
For 8mm (plastic)	6Y2-24360-52-00
6mm F4B/F5A/F6C (under the cowl)	6BX-24360-00-00
8mm (Aluminium) 80-175hp	6YK-24360-73-00
8mm (Aluminium) 200-425hp	6AW-24360-02-00



FUEL HOSE:

Description	Part Number
6 x 13mm 15m of A1 marine fuel hose. Iso and CE certified.	YME-FH06X-13-15
8 x 16mm 15m of A1 marine fuel hose. Iso and CE certified.	YME-FH06X-16-15
Description	Part Number
6 x 13mm 30m of A1 marine fuel hose. Iso and CE certified.	YME-FH06X-13-MM
8 x 16mm 30m of A1 marine fuel hose. Iso and CE certified.	YME-FH08X-16-MM
10 x 18mm 30m of A1 marine fuel hose. Iso and CE certified.	YME-FH10X-18-MM



FUEL PIPE COMPLETE:

Description	Part Number
6mm, 3m, both ends with joint	6Y1-24306-55-00
6mm, 3m, with one joint	6Y4-24306-84-00
8mm, 3m, both ends with joint	6Y2-24306-56-00
8mm, 3m, with one joint	6Y2-24306-45-00
6mm, 3m, Permanent Sealed, both ends with joint	6YL-24306-54-00
8mm, 3m, Permanent Sealed, with one joint	6YK-24306-44-00



Note : Fuel pipes and related parts presented in this section are intended for portable use only.


Other Rigging & Accessories



ELECTRONIC COOLING WATER PRESSURE SENSOR

Enables the cooling water pressure to be displayed on the 6Y8 tachometer and 6Y9 colour display.

F30 to F115	60V-8A4L0-16-00
F150 and up	69J-8A4L0-14-00



ELECTRONIC SPEED SENSOR KIT

Enables speed information to be displayed on the 6Y8 tachometer and 6Y9 colour display.

F30 to F300 (V6)	60V-8A4L1-16-00
------------------	---------------------------------



ELECTRIC STARTER KIT FOR F6A/F8/FT8/F9,9/FT9,9/F25G

Convert a manual start engine into electric start. F25G M Model needs the rotor to be replaced with a rotor with starter gear. F8F/FT8G/F9,9J/FT9,9L/F25G require Rectifier/Regulator.

F6A/F8C/FT8D	6DR-W8180-03-00
F8F/FT8G/F9,9J/FT9,9L	6DR-W8180-03-00
F25G	6FM-W8180-03-00



TRANSOM MOUNTED MULTI-SENSOR

[6Y9-83688-00-00](#)



LIGHTING COIL KIT FOR F4B/F5A/F6C

Allows electrical power to be drawn from the engine

[6BX-W8130-A0-00](#)



FUSE CARTRIDGES


Amps	Part Number
50	63P-82151-00-00
60	6P2-82151-00-00
80	61A-82151-00-00
100	6CE-82151-00-00

BATTERY CABLE (FOR BATTERY CHARGING)

Allows electrical power to be drawn from the engine. This battery cable is for battery charging only - not suitable for the starter motor. F9.9J/FT9.9L require a Rectifier/Regulator.

Description	Part Number	QTY
Battery Cable	68T-81949-00-00	1
Fuse (10A-BL)	67F-82151-40-00	2
Stay, Fuse Box	68T-82171-01-00	1
Puller, Fuse	67F-2812A-00-00	1
Washer	92990-06600-00	1

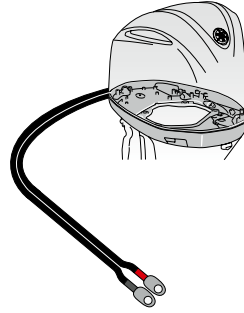
Other Rigging Components



BATTERY ISOLATOR LEADS

Allows the starter battery to be charged first, when other (house) battery is being used for onboard accessories.

Description	Length	Part Number
F150-F350 (except V6 4.2L)	2.7m	68F-81949-03-00
	3.8m	69J-81949-03-00
F225/F250/ F300 V6 4.2L	3.8m	6KW-81949-00-00
XTO	3.8m	6GR-762W0-00-00



ENGINE BATTERY CABLE

Used to connect Yamaha Outboard Motors to 12V batteries.

Description	Part Number
F(T)50 - F(T)60	6C5-82105-02-00
F70	6C5-82105-U2-00
F80/F100/F115/F130A	68V-82105-J2-00
F150	63P-82105-01-00
F175/F200F/F200G	6DA-82105-02-00
V6 3.3L	6P2-82105-03-00
V6 4.2L 6CE	6CB-82105-03-00
V6 4.2L 6KA	6KA-82105-00-00
F350A	6AW-82105-02-00
XTO	6GR-82105-02-00



YAMAHA BATTERY BOXES BLACK

Size	Max Battery Size	Part Number
Small max 90ah	L 285mm x W 190mm x H 240mm	YN0-13812-0Y-00
Large max 140ah	L 410mm x W 200mm x 250mm	YN0-14125-0Y-00

Battery Chargers

Unique battery charging technology: Fully automatic switch mode charger that analyses the state of the battery, charges and automatically switches to maintenance charging when ready. Includes battery testing, fault detection and float maintenance. Always ensuring a full charge to prolong battery life time.

Designed for safety: Spark-free, protected from reverse polarity connections and short-circuit proof.

Light and compact: Easy to store and handle.

Yamaha Approved: Tested and approved by Yamaha service engineers to fit and work perfectly with the Yamaha Outboards range.

Quick connection: Combine it with YEC quick connectors - the Built-in Panel Plug, Charger Indicator and Indicator Panel 150 - for reading the charge condition of your battery and/or for easier access between your Yamaha's battery and the YEC-9 or YEC-50 charger.

Battery Charger

1 - YEC-9: 6-step charger that can charge the battery of your Yamaha outboard.	YME-YEC09-EU-20
2 - YEC-50: 8-step charger that can charge the battery of your Yamaha outboard.	YME-YEC50-EU-20
3 - Flushmount charge indicator	YME-YECIP-15-10
4 - Charge indicator cable	YME-YECPL-05-10



BATTERY CHARGER CTEK CS ONE

Charger for all types of batteries. New durable design to make it easy to handle, with unique mounting system on the back for quick connection to CS accessories. It can be left safely connected for long periods during maintenance charging.

Recond option to restore and recondition lead-acid batteries. 12V supply to support the battery during service work and retain contact power to the vehicle during battery replacement / removal. Wake up option to revive seemingly dead lithium and lead-acid batteries. Advanced settings to monitor charger voltage & amperage

Description	Part Number
CTEK CS ONE EU	YME-YEC01-EU-00
CTEK CS ONE UK	YME-YEC01-UK-00



GENUINE YAMAHA PROPELLERS

SDS PROPELLERS

Yamaha's patented Shift Dampener System (SDS) propellers have been designed to provide 'clunk free' shifting.

The system utilises a specially designed splined rubber hub and spacer to absorb the force transferred to the gear box and propeller when the engine is shifted into forward or reverse. This results in quieter and smoother shifting.

Available for T60 - XT425 outboard models.



Splined Rubber Hub
Helps cushion and quieten shifting forces.

Splined Aft Washer
Specially designed for proper SDS operation.



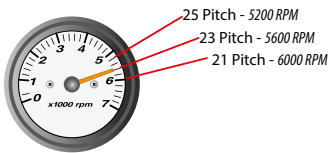
Propellers and Propeller Accessories



Propeller Information

THE PROPELLER MAKES ALL THE DIFFERENCE.

If you haven't tried one of Yamaha's comprehensive range of propeller solutions, you're not getting the most out of your outboard. In fact, the right Yamaha propeller can maximize your outboard's acceleration, top speed, fuel economy and lifespan, all while providing a quieter ride and better handling. No matter what your application, there's a genuine Yamaha propeller that can help you achieve peak performance.

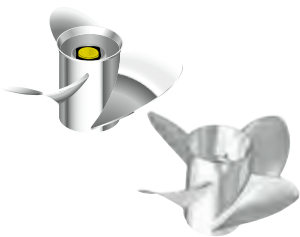



PITCH

Pitch is the 'theoretical' distance (in inches) a propeller would travel in one full revolution, if it were travelling through solid matter. A prop with low pitch will deliver better acceleration/hole shot and pushing power but a lower top speed, while a higher pitch prop will provide less thrust, but with a higher top speed. The correct propeller will allow your engine to reach the upper portion of the W-O-T range specified by the manufacturer with a normal-to-heavy load, but without exceeding it. Each inch of pitch is equal to approximately 150 +/- 50 RPM.

DIAMETER

Diameter means the total width of the "circle" at the blade tips as the propeller spins. Larger diameter props push more water and reach deeper down into the water, so they're typically used on large, heavy boats or ones with higher-placed engine mountings. A smaller diameter prop is usually used on lighter boats, where the prop operates closer to the surface of the water - or when you need a higher engine RPM.

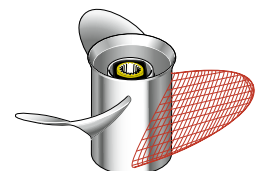


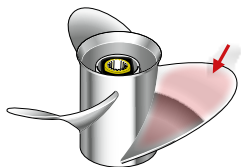
NUMBER OF BLADES

Three-bladed propellers are the most common, offering good overall performance, top speed, and efficiency for most applications. While a four-bladed prop will provide increased bow and stern-lift and reduce prop ventilation, this normally means more drag on the engine, resulting in lower top speeds and different handling characteristics.

BLADE GEOMETRY

Blade geometry refers to the actual shape of the blade (or ear). By manipulating the blade's shape, diameter and pitch progression, different performance characteristics can be created for each different type and style of propeller.



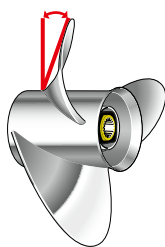
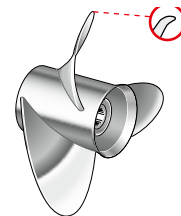


BLADE SURFACE AREA

Blade surface area refers to the total surface of the blades. The greater the blade surface area, the more water the prop pushes, for better hole shot and increased planing efficiency. However, too much blade area can create significantly more drag, potentially restricting engine RPM and causing negative boat-handling issues.

CUP

Cup is the small curved lip on the blade tip and/or trailing edge. Used in proper amounts, cup helps reduce ventilation and propeller slippage, allowing for higher engine mounting and greater bow lift. However, too much cup may cause excessive steering torque and bow lift - and limit the engine's ability to develop and maintain proper RPM at a certain pitch.

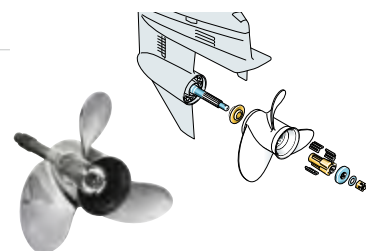


RAKE

Rake is the angle of the blade in relation to the propeller's barrel, or centre, and is expressed in degrees. A high rake propeller is best suited to applications where the engine is mounted high, to help reduce ventilation and increase bow lift. However, too much rake can strain the engine, decrease hole shot and produce negative performance and handling results. A propeller with a low rake angle will cause less strain on the engine, resulting in potentially better hole shot and higher operating rpm at W-O-T.

SDS - SHIFT DAMPENER SYSTEM

Reducing the annoying shift shock and noise normally associated with moving between gears, Yamaha's unique Shift Dampening System (SDS) uses a splined aft washer and a splined rubber hub to absorb noise and vibration. This carefully engineered solution brings smoother, quieter gear shifts.



Propeller Series

ALUMINUM/PLASTIC SERIES

Offering Yamaha design, quality and performance in a low-cost, lightweight propeller. This is a good all-around choice for your Yamaha outboard. Available in a wide variety of sizes and pitches for Yamaha outboards between 2 and 225 horse power, in right-hand and select left-hand rotation.



DUAL THRUST SERIES

Specially designed for sailboats and other large-displacement craft, Yamaha's patented Dual Thrust propellers are built to handle the job of pushing heavy loads through water. The hub is carefully designed to redirect exhaust flow away from the blades, so Dual Thrust models cut through "clean water" for higher efficiency and better acceleration. It is recommended that you contact an authorised Yamaha Dealer for advice on installation.



TALON GP SERIES (WITH SDS)

Designed for outboards from F70 to F130. Our Talon – SDS propeller with our exclusive Shift Dampener System (SDS™) brings a better top speed while offering a comfortable ride. The smooth shifting and quiet, in-gear operation, even at trolling speeds, will be particularly beneficial on smaller, in-line outboards.





TALON SERIES (WITH SDS)

Specially engineered to reduce ventilation and enhance bow lift, Yamaha's TALON aluminum 3-bladed propellers offer excellent holding power in turns, with enhanced "grip" for improved control. In addition, they feature better overall performance and greater cruising efficiency in a planed trim position than conventional 3-bladed aluminum propellers. TALON props are especially effective on mid-sized deep- and mod-V aluminum boats, particularly in applications with the potential for aerated water beneath the boat. The Yamaha SDS mechanism is integrated to reduce shifting vibration and noise. Can be used with standard spacer.



K SERIES TALON STAINLESS STEEL (WITH SDS)

K-Series Talon Stainless Steel SDS propellers combine quiet, clunk-free shifting and smooth in-gear operation (even at low speeds) with a high-performance, good looking stainless steel propeller – a first for mid-range horsepower outboards. Now, medium-sized Aluminium, FRP and RIB boats using Yamaha's F70 up through to the all-new F130A can enjoy the unbeatable combination of smooth and quiet operation with great all-around performance. Just as the Talon Aluminium series, this SDS hub system requires no special hardware to operate.



BLACK STAINLESS STEEL SERIES

An excellent general-purpose choice, these props are made from stainless steel, with a cost-effective black paint coating, allowing for a blade that is thinner, more efficient and more durable than an aluminum propeller. Available in a wide variety of sizes and pitches for Yamaha outboards between 25 and 300 horse power, in right-hand and select left-hand rotation.



RELIANCE SERIES (WITH SDS)

Reliance is CAD-designed to increase performance. Designed primarily for use with Yamaha's F150 and F200 in-line 4 outboards, it also provides excellent all-around performance. Faster at all RPM ranges and having better anti-ventilation characteristics (grip) in most applications than Yamaha's proven Black Stainless Steel props, Reliance Series props are highly-polished stainless steel, featuring impressive cast-in naming on the barrel and excellent corrosion resistance. Now available with Yamaha's exclusive Shift Dampener System (SDS).



SALTWATER SERIES II (WITH SDS)

A powerful choice for today's larger offshore boats, Saltwater Series II propellers are a highly-polished, larger diameter design. Aggressive rake and extra cupping on the blades provide superior midrange fuel efficiency, along with excellent anti-ventilation characteristics. For offshore fishermen, that translates to longer cruising range and better handling in rough seas. Also available with the Yamaha Shift Dampener System (SDS).



SALTWATER SERIES HS4 (WITH SDS)

A polished stainless steel propeller with 4 blades, for certain V6 4-stroke engines. Compared with the conventional 3-bladed propeller, the 4-blade configuration has a larger blade surface area, which can catch much more water and obtain higher thrust performance. As a result, this propeller will obtain better acceleration and be more stable in operation under rough water. However, top speed performance is generally slightly less than a 3-blade design. L/H rotation propellers are available.

SALTWATER SERIES XL

A premium prop designed exclusively for the V8 5.3L 4-stroke Yamaha outboards. Designed to harness the awesome power of these engines and convert it into massive amounts of thrust, Saltwater XL propellers have more diameter and 21% more blade area than even our largest Saltwater Series II propellers. This helps the F350 generate up to 45% more thrust than other 250hp-class outboards, and provides large offshore boats with plenty of power to plane quickly, as well as great acceleration and top-end speed. Available with the SDS Shift Dampening System. (Note: deduct two inches of pitch for same or similar performance when converting non-SDS XL propellers to SDS-equipped Saltwater Series XL propellers.)



SALTWATER SERIES XL4 AND XL4-HP (WITH SDS)

Designed exclusively for Yamaha's V8 5.3L F350 outboard, this 4 bladed prop offers incredible thrust and quick-on-the-plane capability, yet with quiet and smooth operation thanks to Yamaha's unique SDS Shift Dampener System. Two XL4 prop types are available: XL4 (15" and 17") designed for very large, heavy offshore boats - and the XL4-HP (22" and 24") designed for lighter, high-performance multi-engined offshore boats.



XTO (SDS) PROPELLERS

With diameters from 16 to 17 1/8 inches and increased blade surface, XTO OS™ propellers are engineered to complement the torque potential of our V8 XTO Offshore™ outboard on 50-foot-plus boats. Features our patented, Shift Dampener System (SDS) for a smoother ride.



Selection guide by model

ALUMINUM SERIES

Outboard Model	Part Number	Diameter	Pitch	Blade	Hub	Rotation	Remark
2A/2B/2C	6A1-45943-00-00	7 1/4	4	3	A	RH	
	646-45944-01-00	7 1/4	4 1/2	3	A	RH	
	6F8-45942-01-00	7 1/4	5	3	A	RH	
	646-45942-01-00	7 1/4	5 1/2	3	A	RH	
F2,5A 3A	6L5-45949-00-00	7 1/4	5	3	BS	RH	
	6L5-45952-00-00	7 1/2	5 1/2	3	BS	RH	
	6L5-45943-00-00	7 1/4	6	3	BS	RH	
	6L5-45945-00-00	7 1/4	7 1/4	3	BS	RH	
4A / 5C (--1991)	644-45941-01-00	7 1/4	5	3	B	RH	
	654-45941-01-00	7 1/4	6 1/2	3	B	RH	
	6E0-45943-09-00	7 1/2	7	3	B	RH	
	6E0-45941-09-00	7 1/2	8	3	B	RH	
F4A / F4B / F5A / F6C 4A / 5C (1992--)	6E0-45947-00-00	7 1/4	8 1/4	3	B	RH	
	6E0-45949-00-00	7 1/4	6 1/2	3	BA	RH	
	6E0-45943-01-00	7 1/2	7	3	BA	RH	
	6E0-45941-01-00	7 1/2	8	3	BA	RH	Spline engagement
6A / 6B / 8A / 8B / E8D	6E0-45952-00-00	7 1/4	8 1/4	3	BA	RH	
	6E0-45954-00-00	7 1/2	9	3	BA	RH	
	655-45949-00-00	7 1/4	5	3	C	RH	
	655-45947-01-00	9	5 3/4	3	C	RH	
F6A / F8C / F9,9F / F9,9J 6C / 8C	655-45945-00-00	9	6 1/2	3	C	RH	
	647-45943-00-00	9	7	3	C	RH	
	655-45943-00-00	9	7 1/2	3	C	RH	
	647-45947-00-00	9	9	3	C	RH	
F8B / F9,9B / F9,9C / F15A / F15C 9,9D / 15D / 9,9F / 15F	647-45941-00-00	9 1/4	9 1/4	3	C	RH	
	6G1-45947-00-00	8 1/2	6 1/2	3	N	RH	
	6G1-45943-00-00	8 1/2	7 1/2	3	N	RH	
	6G1-45952-00-00	8 1/2	8	3	N	RH	
F8B / F9,9B / F9,9C / F15A / F15C / F20B / 9,9D / 15D / 9,9F / 15F	6G1-45941-00-00	8 1/2	8 1/2	3	N	RH	
	6G1-45954-00-00	8 1/2	9 1/4	3	N	RH	
	683-45949-00-00	9 1/2	6 1/2	3	J	RH	
	63V-45947-00-00	9 1/4	8	3	J	RH	
F25A / F25D / F25G 20C / 20D / 25B / 25D / 25N / 25V / 30A / 30D / 30G	683-45943-00-00	9 1/4	10 1/2	3	J	RH	
	683-45941-00-00	9 1/4	12	3	J	RH	
	63V-45945-10-00	9 1/4	9	3	J1	RH	
	63V-45952-10-00	9 1/4	10	3	J1	RH	
F30A / F30B / F40A / F40B / F40F / F50A / F50F / F50H / F60A / F60C / F60F 40H / 40V / 40Q / 40X / 50D / 50G / 50H / PRO 50 / 55B	63V-45943-10-00	9 1/4	11	3	J1	RH	
	63V-45941-10-00	9 1/4	12	3	J1	RH	
	664-45943-01-00	9 7/8	8	3	F	RH	
	664-45941-01-00	9 7/8	9	3	F	RH	
G-series all-rounder	62C-45941-00-00	9 7/8	10	3	F	RH	
	664-45945-00-00	9 7/8	10 1/2	3	F	RH	
	664-45947-01-00	9 7/8	11 1/4	3	F	RH	
	664-45954-01-00	9 7/8	12	3	F	RH	
G-series commercial & durable propeller	664-45949-02-00	9 7/8	13	3	F	RH	
	664-45952-00-00	9 7/8	14	3	F	RH	
	63D-45941-00-00	12 1/4	8	3	G	RH	
	663-45956-01-00	12 1/4	9	3	G	RH	
G-series for light boat	663-45954-01-00	11 3/4	10	3	G	RH	
	663-45958-01-00	11 1/4	14	3	G	RH	
	663-45949-01-00	10 3/4	16	3	G	RH	
	69W-45947-00-00	11 5/8	11	3	G	RH	
G-series for light boat	69W-45952-00-00	11 3/8	12	3	G	RH	
	69W-45945-00-00	11 1/8	13	3	G	RH	
	69W-45958-00-00	11 1/4	14	3	G	RH	
	69W-45943-00-00	11	15	3	G	RH	
G-series for light boat	6H5-45952-00-00	10 5/8	12	3	G	RH	
	6H5-45945-00-00	10 3/8	13	3	G	RH	
	6H5-45958-00-00	10 1/4	14	3	G	RH	
	6H5-45943-00-00	10	15	3	G	RH	

ALUMINUM SERIES

	6E5-45954-00-00	14	11	3	K	RH	
	6E5-45949-00-00	13 5/8	13	3	K	RH	
F70A / F80A / F80B / F100A / F100D / F100F / F115A / F115B	6E5-45958-00-00	13 5/8	14	3	K	RH	
	6E5-45947-00-00	13 1/2	15	3	K	RH	
60F / 70B / 75A / 75C / PRO75 / 80A / 85A / 90A / 100A / PRO V 100 / 115A / 115B / 115C / 130A / 130B / 140A / 140B / 140C	6E5-45945-01-00	13 1/4	17	3	K	RH	
	6E5-45941-00-00	13	19	3	K	RH	
	6E5-45943-00-00	12 5/8	21	3	K	RH	
	6E5-45952-00-00	13	23	3	K	RH	
	6E5-45956-00-00	13	25	3	K	RH	
F150A / F150D / F175A / F200A / F200C / F200F / F200G	6G5-45941-00-00	15 1/4	15	3	M	RH	
	6G5-45952-00-00	14 5/8	16	3	M	RH	
150A / 150C / 150F / Z150P / 175A / 175B / 175D / Z175G / 200A / 200B / 200F / Z200N	6G5-45947-01-00	14 1/2	17	3	M	RH	
	6G5-45945-01-00	14	19	3	M	RH	
	6G5-45943-01-00	13 3/4	21	3	M	RH	
	6G5-45949-00-00	13 1/2	23	3	M	RH	
FL150A / FL150D / FL200C / FL200F / FL200G / L150A / L150C / L150F / LZ150P / L200A / L200B / L200F / LZ200N	6K1-45947-00-00	14 1/2	17	3	ML	LH	
	6K1-45945-00-00	14	19	3	ML	LH	

DUAL THRUST SERIES (ALUMINUM)

Outboard Model	Part Number	Diameter	Pitch	Blade	Hub	Rotation	Remark
6C / 8C	6G1-W4592-00-00	9	5	3	N	RH	
F6A / F8C / F9,9F / F9,9J	6G1-W4591-01-00	9	7	3	N	RH	
F8B / F9,9B / F9,9C / F15A / F15C / F20B	683-W4592-02-00	9 3/4	6 1/2	3	J	RH	
9,9D / 15D / 9,9F / 15F	683-W4591-02-00	9 3/4	8	3	J	RH	
FT8D / FT9,9A / FT9,9D / FT9,9G / FT9,9L	69G-45941-00-00	11 3/4	5 3/4	3	R	RH	
	69G-45943-00-00	11 3/4	7	3	R	RH	
	6G8-45947-00-00	11 3/4	9 1/4	3	R	RH	
F25A/G	6J8-W4591-00-00	10 5/8	8 1/4	3	F	RH	
FT25B / FT25F	68U-45941-00-00	12 1/4	9	3	G	RH	
FT50B / FT50C / FT50G / FT50J / FT60B / FT60D / FT60G	68S-45941-00-00	14	11	3	K	RH	

TALON GP SERIES - SDS (ALUMINUM)

Outboard Model	Part Number	Diameter	Pitch	Blade	Hub	Rotation	Remark
	6FP-45941-00-00	13 5/8	14	3	K	RH	
	6FP-45943-00-00	13 1/2	15	3	K	RH	
F70A / F80A / F80B / F100A / F100D / F100F / F115A / F115B / F130A	6FP-45945-00-00	13 1/4	16	3	K	RH	
	6FP-45947-00-00	13 1/8	17	3	K	RH	
	6FP-45949-00-00	13	18	3	K	RH	

TALON SERIES (ALUMINUM)

Outboard Model	Part Number	Diameter	Pitch	Blade	Hub	Rotation	Remark
60F / 70B / 75A / 75C / PRO75 / 80A / 85A / 90A / 100A / PRO V 100 / 115A / 115B / 115C / 130A / 130B / 140A / 140B / 140C	6EK-45941-00-00	13 1/2	9	3	K	RH	
	6EK-45943-00-00	13 1/2	10 1/2	3	K	RH	
	6EK-45945-00-00	13 1/2	12	3	K	RH	
F70A / F80A / F80B / F100A / F100D / F100F / F115A / F115B	6EK-45947-00-00	13 1/2	14	3	K	RH	
	6EK-45949-00-00	13 1/2	16	3	K	RH	

Propellers

BLACK STAINLESS STEEL SERIES

Outboard Model	Part Number	Diameter	Pitch	Blade	Hub	Rotation	Remark
	663-45972-60-00	12	11	3	G	RH	
F30A / F30B / F40A / F40B / F40F / F50A / F50F / F50H / F60A / F60C / F60F	663-45970-60-00	11 3/4	12	3	G	RH	
	663-45974-02-00	10 5/8	13	3	G	RH	
	663-45974-60-00	11 1/2	13	3	G	RH	
40H / 40V / 40Q / 40X / 50D / 50H / 50G / PRO50 / 55B	663-45930-00-00	10 1/4	14	3	G	RH	
	663-45976-00-00	10 1/4	15	3	G	RH	
	663-45978-00-00	10 1/4	16	3	G	RH	
F70A / F80A / F80B / F100A / F100D / F100F / F115A / F115B	688-45932-60-00	13 1/2	14	3	K	RH	
	688-45978-60-00	13 1/2	16	3	K	RH	
60F / 70B / 75A / 75C / PRO75 / 80A / 85A / 90A / 100A / PROV100 / 115A / 115B / 115C / 130A / 130B / 140A / 140B / 140C	688-45930-02-00	13	17	3	K	RH	
	688-45970-03-00	13	19	3	K	RH	
	688-45972-02-00	13	21	3	K	RH	
	688-45974-02-00	13	23	3	K	RH	
	688-45976-01-00	13	25	3	K	RH	
FL115A / FL115B	6L6-45930-01-00	13	17	3	KL	LH	
L130A / L130B / L140B / L140C	6L6-45970-00-00	13	19	3	KL	LH	
	6L6-45972-00-00	13	21	3	KL	LH	
F150A / F150D / F200A / F200C / F225A / F225B / F250A / F250B	6G5-45932-00-00	15 3/4	13	3	M	RH	
150A / 150C / 150F / Z150P / 175A / 175B / 175D / Z175G / 200A / 200B / 200F / Z200N / 220A / 225A / 225B / 225D / 250A / 250B / 250G / Z250D	6G5-45970-02-00	15 1/4	15	3	M	RH	
	6G5-45978-03-00	13 3/4	17	3	M	RH	
	6G5-45974-03-00	13 3/4	19	3	M	RH	
	6G5-45972-02-00	13 3/4	21	3	M	RH	
	6G5-45976-01-00	13 3/8	23	3	M	RH	
	6G5-45930-00-00	13 3/8	25	3	M	RH	
FL150A / FL150D / FL200A / FL200C / FL225A / FL225B / FL250A / FL250B	6K1-45970-01-00	15 1/4	15	3	ML	LH	
L150A / L150C / L150F / LZ150P / L200A / L200B / L200F / LZ200N / L250A / L250B / L250G / LZ250D	6K1-45978-02-00	13 3/4	17	3	ML	LH	
	6K1-45974-02-00	13 3/4	19	3	ML	LH	
	6K1-45972-01-00	13 3/4	21	3	ML	LH	
	6K1-45976-00-00	13 3/8	23	3	ML	LH	

K SERIES TALON STAINLESS STEEL (WITH SDS)

Outboard Model	Part Number	Diameter	Pitch	Blade	Hub	Rotation	Remark
	6N7-45970-00-00	13 1/8	14	3	K	RH	
	6N7-45972-00-00	13 1/8	16	3	K	RH	
F70A / F80B / F100D / F100F / F115A / F115B / F130A	6N7-45974-00-00	13 1/8	18	3	K	RH	
	6N7-45976-00-00	13 1/8	19	3	K	RH	
	6N7-45978-00-00	13 1/8	20	3	K	RH	
	6N7-45930-00-00	13 1/8	22	3	K	RH	
	6N7-45932-00-00	13 1/8	24	3	K	RH	
FL115A/B	6N4-45970-00-00	13 1/8	14	3	K	LH	
	6N4-45972-00-00	13 1/8	16	3	K	LH	
	6N4-45974-00-00	13 1/8	18	3	K	LH	
	6N4-45978-00-00	13 1/8	20	3	K	LH	

RELIANCE SERIES - SDS - GENERATION 2

Outboard Model	Part Number	Diameter	Pitch	Blade	Hub	Rotation	Remark
	68F-45932-20-00	14 1/2	13	3	M	RH	
F150A / F150D / F175A / F200A / F200C / F200F / F200G / F225A / F225B / F225C / F225F / F250A / F250B / F250D / F300B	68F-45930-20-00	14 1/2	14	3	M	RH	
	68F-45970-20-00	14 1/2	15	3	M	RH	
	68F-45972-20-00	14 1/4	17	3	M	RH	
	68F-45978-20-00	14 1/4	18	3	M	RH	
	68F-45974-20-00	13 3/4	19	3	M	RH	SDS spacer (688-45997-01-00) required for 68F/68G SDS propellers.
	68F-45976-20-00	13 3/4	21	3	M	RH	
	68G-45930-20-00	14 1/2	14	3	ML	LH	
FL150A / FL150D / FL200A / FL200C / FL200F / FL200G / FL225A / FL225B / FL225F / FL250A / FL250B / FL250D / FL300B	68G-45970-20-00	14 1/2	15	3	ML	LH	
	68G-45972-20-00	14 1/4	17	3	ML	LH	
	68G-45978-20-00	14 1/4	18	3	ML	LH	
	68G-45974-20-00	13 3/4	19	3	ML	LH	
	68G-45976-20-00	13 3/4	21	3	ML	LH	

SALTWATER SERIES II SDS - GENERATION 2

Outboard Model	Part Number	Diameter	Pitch	Blade	Hub	Rotation	Remark
F200A / F200C / F225A / F225B / F225C / F225F / F250A / F250B / F250D / F300B / F350B	6CE-45930-20-00	15 3/4	13	3	T	RH	
	6CE-45976-20-00	15 3/4	15	3	T	RH	
	6CE-45938-20-00	15 1/2	16	3	T	RH	
	6CE-45978-20-00	15 1/2	17	3	T	RH	
	6CE-45934-20-00	15 1/4	18	3	T	RH	
	6CE-45970-20-00	15 1/4	19	3	T	RH	
	6CE-45932-20-00	15	20	3	T	RH	
	6CE-45972-20-00	15	21	3	T	RH	
	6CE-45936-20-00	14 3/4	22	3	T	RH	SDS spacer (688-45997-01-00) required for 6CE/6CF SDS GEN 2 propellers.
	6CE-45974-20-00	14 3/4	23	3	T	RH	
FL200A / FL200C / FL225A / FL225B / FL225F / FL250A / FL250B / FL250D / FL300B / FL350B	6CF-45930-20-00	15 3/4	13	3	TL	LH	
	6CF-45976-20-00	15 3/4	15	3	TL	LH	
	6CF-45978-20-00	15 1/2	17	3	TL	LH	
	6CF-45934-20-00	15 1/4	18	3	TL	LH	
	6CF-45970-20-00	15 1/4	19	3	TL	LH	
	6CF-45932-20-00	15	20	3	TL	LH	
	6CF-45972-20-00	15	21	3	TL	LH	
	6CF-45936-20-00	14 3/4	22	3	TL	LH	
	6CF-45974-20-00	14 3/4	23	3	TL	LH	

SALT WATER SERIES HS4 SDS - GENERATION 2

Outboard Model	Part Number	Diameter	Pitch	Blade	Hub	Rotation	Remark
F200A / F200C / F225A / F225B / F225C / F225F / F250A / F250B / F250D / F300B / F350B	6CE-45B70-20-00	15	21	4	T	RH	
	6CE-45B72-20-00	15	22	4	T	RH	
	6CE-45B74-20-00	15	23	4	T	RH	SDS spacer (688-45997-01-00) required for 6CE/6CF SDS GEN 2 propellers.
FL200A / FL200C / FL225A / FL225B / FL225F / FL250A / FL250B / FL250D / FL300B / FL350B	6CF-45B70-20-00	15	21	4	TL	LH	
	6CF-45B72-20-00	15	22	4	TL	LH	
	6CF-45B74-20-00	15	23	4	TL	LH	

SALTWATER SERIES XL - SDS GENERATION 2

Outboard Model	Part Number	Diameter	Pitch	Blade	Hub	Rotation	Remark
F350A (2011--), F300D	6AW-45970-20-00	16 1/4	15	3	X	RH	
	6AW-45972-20-00	16 1/4	17	3	X	RH	
	6AW-45974-20-00	15 1/2	19	3	X	RH	
	6AW-45976-20-00	15 1/4	21	3	X	RH	
	6AW-45978-20-00	15 1/4	23	3	X	RH	F350A (until to 2015 MY) need Spacer 6AW-45997-00-00
	6AX-45970-20-00	16 1/4	15	3	XL	LH	
FL350A (2011--), FL300D	6AX-45972-20-00	16 1/4	17	3	XL	LH	
	6AX-45974-20-00	15 1/2	19	3	XL	LH	
	6AX-45976-20-00	15 1/4	21	3	XL	LH	
	6AX-45978-20-00	15 1/4	23	3	XL	LH	

SALTWATER SERIES XL4 & XL4-HP - SDS GENERATION 2

Outboard Model	Part Number	Diameter	Pitch	Blade	Hub	Rotation	Remark
F350A, F300D	6AW-45B70-20-00	16 1/8	15	4	X	RH	
	6AW-45B72-20-00	16 1/8	17	4	X	RH	
	6AW-45B76-20-00	15 3/8	22	4	X	RH	
	6AW-45B74-20-00	15 3/8	24	4	X	RH	F350A (until to 2015 MY) Need Spacer 6AW-45997-00-00
FL350A, FL300D	6AX-45B70-20-00	16 1/8	15	4	XL	LH	
	6AX-45B72-20-00	16 1/8	17	4	XL	LH	
	6AX-45B76-20-00	15 3/8	22	4	XL	LH	
	6AX-45B74-20-00	15 3/8	24	4	XL	LH	

Propellers

XTO PROPELLERS

Outboard Model	Part Number	Diameter	Pitch	Blade	Hub	Rotation	Remark
XF375 / XF425 / XF400 / XF450	6GR-45970-10-00	17 1/8	15	3	Y	RH	
	6GR-45D70-10-00	16 7/8	16	3	Y	RH	
	6GR-45972-20-00	16 7/8	17	3	Y	RH	
	6GR-45938-20-00	16 5/8	18	3	Y	RH	
	6GR-45974-20-00	16 5/8	19	3	Y	RH	
	6GR-45936-20-00	16 3/8	20	3	Y	RH	
	6GR-45976-20-00	16 3/8	21	3	Y	RH	
	6GR-45934-20-00	16 1/8	22	3	Y	RH	
	6GR-45978-20-00	16 1/8	23	3	Y	RH	
	6GR-45932-20-00	16	24	3	Y	RH	
	6GR-45930-10-00	16	25	3	Y	RH	
	6GR-45D72-10-00	16	26	3	Y	RH	
	6GR-45D74-00-00	16	27	3	Y	LH	
	XF375 / XF425 / XF400 / XF450	6GS-45970-10-00	17 1/8	15	3	YL	LH
6GS-45D70-10-00		16 7/8	16	3	YL	LH	
6GS-45972-20-00		16 7/8	17	3	YL	LH	
6GS-45938-10-00		16 5/8	18	3	YL	LH	
6GS-45974-20-00		16 5/8	19	3	YL	LH	
6GS-45936-20-00		16 3/8	20	3	YL	LH	
6GS-45976-20-00		16 3/8	21	3	YL	LH	
6GS-45934-20-00		16 1/8	22	3	YL	LH	
6GS-45978-20-00		16 1/8	23	3	YL	LH	
6GS-45932-10-00		16	24	3	YL	LH	
6GS-45930-10-00		16	25	3	YL	LH	
6GS-45D72-10-00		16	26	3	YL	LH	
6GS-45D74-00-00		16	27	3	YL	LH	

E-DRIVE PROPELLER

E-Drive Model	Part Number	Diameter	Pitch	Blade	Hub	Rotation	Remark
M15	XEA-45941-00-00	---	---	plastic	---	RH	
M12 / M18 ---2009	MKY-00137-81-21	---	---	plastic	---	RH	
M12 / M18 2010---	MKY-00206-11-22	---	---	plastic	---	RH	
M20 / M26 ---2009	MKY-00137-81-22	---	---	plastic	---	RH	
M20 2010---	MKY-00209-11-60	---	---	plastic	---	RH	
M26 2010---	MKY-00137-81-70	---	---	plastic	---	RH	
M32	MKY-00137-81-29	---	---	plastic	---	RH	



PROPELLER SPARE PARTS

Type	Outboard Model	Propeller Mark	Front Spacer	Rear Spacer	Washer	Nut	Cotter pin
Regular Model	F2,5A / F2,5B	BS	6EE-G5987-00-00		902-0108M-54-00	6EE-G5616-00-00	914-09250-30-00
	F4B / F5A / F6C	BA	6EE-G5978-00-00				
	F8C / F8F	N	6N0-G5978-10-00	N/A (Not Required)			
	F9.9J	N	6G1-45987-02-00		902-0110M-01-00	901-7110M-01-00	914-90300-20-00
	F15C/F20B	J	6E7-45987-01-00				
	F25D / F20G / F25G	F	6L2-45987-01-00	689-45997-00-00	929-90142-00-00	901-71140-13-00	914-90300-30-00
	F30B / F40F	G	663-45987-02	66T-45997-00-00	903-8922M-01-00		
	F50H / F60F	G			90389-22M01	901-71160-11-00	914-90300-30-00
	F70A	K	688-45987-01-00	67F-45997-00-00	903-8925M-00-00		
	F80B / F100D	K			90389-25M00		
	F(L)115A / F(L)115B / F130A	K, KL					
	F(L)150A / F(L)150D	M, ML	63P-45987-00-00				
	F175A / F175C / F(L)200F	M/T, ML/TL		688-45997-01-00	929-90182-00-00		
	F(L)225F/F(L)250D/F(L)300B (4,2L V6)	T, TL	69J-45987-00-00			901-7118M-04-00	914-90400-30-00
	F(L)350A (V8), F(L)300D	X, XL	6AW-45987-00-00	6AW-45997-00-00 (STD) 6AW-45997-10-00 (SDS)	90201-19M01-00		
XTO	Y	6GR-45987-00-00	6GR-45997-00-00	90201-19M01-00	90171-18M04-00	91490-40030-00	
FT8D/FT8G	R	6G8-45987-02-00	6G8-45997-00-00	902-0110M-02-00	901-7110M-07-00		
FT9.9L	R					914-90300-30-00	
FT25F	G	663-45987-02	68U-45997-00-00	929-90162-00-00	901-71160-11-00		
FT50J, FT60G	K	688-45987-01-00	67F-45997-00-00	903-8925M-00-00			

Propeller Accessories



SDS REAR SPACERS

Required for installing an SDS propeller on engines with non-SDS propellers installed - or when the engine in the crate is equipped with a non-SDS spacer.

Part Number	Description	QTY
6AW-45997-10-00	For Saltwater XL/XL4 (SDS GEN 1)	1
6AW-45997-00-00	For Saltwater XL/XL4 (SDS GEN 2 and non-SDS)	1
6CE-45997-00-00	For F150D/F175A/ F225F/F250D/F300B V6 4.2L, F200F/G SDS GEN 1 SPACER	1
688-45997-01-00	For F150D/F175A/F200F-G/F225F/F250D/F300B V6 4.2L, (SDS GEN 2 SPACER and NON-SDS)	1
6GR-45997-00-00	For XTO (425/375)	1



SDS HUBS

If the damper hub eventually wears on a SDS prop, a replacement hub is available to restore its original shift-dampening efficiency and performance.

Part Number	Description	QTY
6AW-45C80-00-00	For F350A V8 SDS propeller (Gen1 from --2014)	1
6AW-45C81-10-00	For F350A V8 SDS propeller (Gen2 from 2015 --)	1
6CE-45C81-00-00	For F150D/F175A/F225F/F250D/F300B V6 4.2L, F200F/G, SDS propeller	1
6EK-45C82-09-00	For TALON aluminium and Stainless Steel propeller	1
6GR-45C81-10-00	For XTO (375/425)	1



OB - PROPELLER STORAGE BAG

Made of Hi-Vis orange Ripstop nylon, this bag is designed for trailering and long term storage. As more and more countries are mandating the coverage of the propeller, during the transportation of a boat, this high quality bag is a necessity for any boating enthusiast. The padding, the adjustability and the ease of installation, also make it an obvious choice.

Part Number	Description
PRP-CVR35-0R-NG	OB - PROPELLER STORAGE BAG



PROP WRENCH

Specially made to fit the prop nut on a Yamaha outboard (F80 and up), it also has a helpful 9/16" square opening on the reverse side, designed for opening garboard drain plugs.

[MAR-PRPWR-NC-H1](#)

ANODES

The materials and build quality of a Yamaha engine means it's already highly resistant to corrosion. The addition of a self-sacrificing anode will improve this even further. As a first line of defence, an anode is meant to corrode instead of your engine. It can easily be replaced by another, thereby protecting the engine. However, high-quality Yamaha anodes are more durable than most of their competitors and will need to be changed less often, thereby maximising the protection of your engine.

CYLINDER ANODES

OUTBOARD MODEL	PART NUMBER
F2.5A / 2B / 3A / F4A / 4A/5C ('90-) / F4B / F5A / F6C	6L5-45251-03-00
4A/5C ('89) / F8A/B/F9.9A/B ('88)	677-45251-00-00
4A/5C/F8A/B/F9.9A/B ('89) / 9.9D/15D ('88/'89)	6E0-45251-12-00
4A/5C (--'88)	6E0-45251-00-00
6C/D/8C ('90-)	6N0-G5251-00-00
6C/D/8C (--'89)	6N0-WG525-00-00
6C/D/8C (--'89)	6E0-45251-12-00
F6A/B/F8C / F9.9F / F9.9J	68T-45251-00-00
F8A/B/9.9D/F9.9B/15D / F9.9A (--'94)	6E8-45251-02-00
F9.9A/FT9.9A ('94-)	6G8-45251-01-00
FT8D/9.9F/F9.9C/FT9.9D/ FT9.9G / FT9.9L /15F/ F15A/F20A / F25A/25B/V/ F25D /30G/H/40V/X/ F30A/F40A/B/C/ F50A/F/50H/FT25B/C ('00-)	61N-45251-01-00
F15C / F20B	6AH-45251-00-00
FT25F / F30B / F40F / F60A/C/FT60B / 40V/X/50H/ F40A/F50A/B (--'99) / F50H / F60F	67C-45251-00-00
F25G	6G8-11325-00-00
F50H / F60F / FT50J / FT60G	65W-45251-00-00
F(L)300A / F(L)350A / F(L)375 XTO / F(L)425 XTO	6AW-45373-00-00

TRIM TAB ANODES

F9.9C/F15A	66M-45371-00-00
40Q/50G/55B/PRO50	679-45371-00-00
20C/D/25D/N/30A/D/40H/V/X/50D/H / F40A/ F45A/F50A (--'00)	664-45371-01-00
FT25B/C/F30A/ FT25F / F25G / F30B / F40F / F40A/B/C/F50A/F/ F50H /F60A/C / F60F	67C-45371-00-00
60F/70B/75A/C/PRO75/80A/85A/90A / FT50B (--'00) FT50C/G/ FT50J /FT60B/D/ FT60G / F70A / F80A/B/F100A/D	67F-45371-00-00
100A/115A/B/C/130B/140A/B/F100B/F100F/ F115A/F115B /150A/175A/200A (--'97) 220A/ PROV100	6E5-45371-01-00
150A/175A/200A ('98-) / 150C/F/175B/D/200B/ F/G/225A/F/225B/D / PROV200/F150A/Z150P/Q/ Z175G/H/Z200N / F200F / F(L)200G	6J9-45371-01-00
150A/175A/200A	6K1-45371-00-00
LF150A/L150C/F/L200B/F/LZ150P/LZ200N	6K1-45371-02-00
FL115A/ FL115B /L130B/L140B	6L6-45371-00-00
(L)225C/G/(L)250A/B/ F(L)200A/ F(L)200C / F(L)225A / / F(L)225B / F(L)250A / F(L)250B / F(L)225F / F(L)250D / F(L)300B	6CE-45373-00-00
Z200P/(L)Z250D/F/(L)Z300A	69L-45371-00-00
F(L)375 XTO / F(L)425 XTO	6AW-45373-00-00

BRACKET ANODES

FT8D/FT9.9D/F15A/F20A / F15C / F20B / F25A / F25G (PT model) /FT25B/F30A/30D/F40B/C / 40X/V/FT50C/50H/F60A/FT60B / F70A	65W-45251-00-00
25B/Q/40H/50D/G/55B/60F/70B/75A/C/80A /85A/90A/F80A/B/F100A/D/ F100F / F(L)115B / PRO50/75 ('90-)	6H1-45251-03-00
40H/50D/60F/70B/80A/90A ('89)	99999-03935-00
40H/50D/60F/70B/80A/90A (--'88)	688-45251-01-00
25B/FT25B/F30A/40V/F40A/B/F45A / FT50A/B/50G/H/PRO50/55B/60F/70B	663-45251-00-00
40V/F40A/F45A/50H/F50A/FT50B	63D-45251-01-00
115A/140A/150A/175A/200A/220A	6E5-45251-00-00

PROV100/150/200/Vmax	6AW-45251-00-00
(L)F150A/(L)150A/C/F/175A/B/D/F	6AW-45251-00-00
(L)200A/B/F/G/(L)225A/B/C/D/G/(L)250A/B	6AW-45251-00-00
(L)Z150P/Q/Z175G/H/(L)Z200N/P/ Z250D/F/ F(L)200A / F200B / F(L)200C	6AW-45251-00-00
F(L)225A / F(L)225B / F225C / F(L)250A	6AW-45251-00-00
F(L)250B / (L)Z300A / F(L)300A / F(L)350A	6AW-45251-00-00
F(L)225F / F(L)250D / F(L)300B	6AW-45251-00-00
F(L)150G / F(L)175C / F175A / F(L)200F / F(L)200G / F(L)375 XTO / F(L)425 XTO	6AW-45251-00-00

STERN-DRIVE DIESEL ANODES

TYPE / ENGINE MODEL	PART NUMBER
Anode for intercooler - ME370 / ME422	N51-45251-00-00
Anode for heat exchanger - ME370 / ME422	N51-11325-01-00
intermediate Anode - ME422	6U0-45251-00-00
Anode for TRP Drive (rear) - ME422	6U4-45251-00-00
Anode for TRP Drive (front) - ME422	6U4-45373-00-00
Anode for SP drive - ME422	6U3-45251-00-00

F300A/F350A (V8) ANODES

TYPE	PART NUMBER
Anode for thermostat cover	6AW-1132R-00-00
Anode for rectifier/regulator	6E5-11325-00-00
Bolt Anode	6AW-11325-00-00
Cylinder head anode	67F-11328-00-00
Anode for engine block	6AW-1132P-00-00
Anode for Exhaust cover	6AW-1132M-00-00
Anode for Exhaust	99999-03946-00
Anode for Exhaust	6AW-1132L-00-00
Anode for engine block	63P-11325-01-00
Anode intermediate plate/Exhaust Guide	6AW-1132T-00-00
Anode intermediate plate/Exhaust Guide	6AW-1132S-00-00
Anode intermediate plate/Exhaust Guide	63P-11325-11-00

IMPELLERS

This vital component of the water pump ensures a continuous supply of the correct amount of coolant to the engine. Like all our parts, a Yamaha Impeller is intended for use with a Yamaha engine, so it's advisable to specify one every time it needs replacing.

OUTBOARD/ENGINE MODEL	PART NUMBER
2A/2B/2C	646-44352-01-00
F2.5A/3A/Malta	6L5-44352-00-00
4A/5C/F4A/F4B/F5A/F6C	6E0-44352-00-00
F6A/F8C/F9.9F/F9.9J	68T-44352-00-00
6C/8C	6G1-44352-00-00
F8B/F9.9A/B/D/FT9.9A/9.9D/15D	682-44352-03-00
FT8D/F9.9C/FT9.9D/FT9.9G/FT9.9L/9.9F/15F/F15A/ F15C/F20B	63V-44352-01-00
20C/25D/30A	689-44352-02-00
20D/25N	6L2-44352-00-00
F20A/F25A/FT25B/F25G/25B/V/F25D/FT25F/F30A/ F30B/F40F/30D/G/F40B/40H/X/50D	6H4-44352-02-00
F40A/C/40V/F45A/50G/H/55B/PRO50/F50A/B/F/ F50H FT50B/C/G/FT50J/F60A/C/F60F/FT60B/D/ FT60G/60F/70B (--'03)/F70A	6H3-44352-00-00

IMPELLERS

40Q	6F5-44352-00-00
60F ('04 --)/70B ('04 --)/75A/C/PRO75/80A/85A/90A	688-44352-03-00
F80A/B/F100A/D	67F-44352-00-00
V4/V6 2T/F100F/F(L)115A/F(L)115B/F(L)150A/ F175A/F(L)200F/F(L)200G	6E5-44352-01-00
F(L)225F/F(L)250D/F(L)300B	6CE-44352-00-00
F(L)300A/F(L)350A	6AW-44352-00-00
F(L)375 XTO / F(L)425 XTO	6GR-44352-00-00
Stern-drive diesel ME370/ME372/ME422/ME432	6TA-12457-00-00

THERMOSTATS

A thermostat regulates the perfect engine operating temperature. A correctly performing thermostat prevents engine over-cooling which can cause dilution of the oil and reduction of filtration, resulting in greater engine wear.

OUTBOARD MODEL:	PART NUMBER
3A/4A/5C/6C/8C/25N (--'93)/25NWO ('01/'02)	6E5-12411-02-00
9,9F/15F/25N ('94--)/40V/100A/115C/(L)130B/ (L)150F/175D/(L)200F/200G/225D/(L)250A/(L)Z150P/ Z150Q/Z175G/(L)Z200N/Z200P/225G/(L)250B	6E5-12411-30-00
F15C/F20B	6AH-12411-00-00
9,9D/15D/20C/25D/40Q/55B	6F5-12411-03-00
30D/75C/90A	688-12411-11-00
50G/60F/70B	6H3-12411-11-00
F100B/F(L)115A/(L)Z250D/Z250F/(L)Z300A	60V-12411-00-00
F2,5A	69M-12411-01-00
F4A/F4B/F5A/F6C/F6A/F8B/F8C/FT8D/F9,9C/F9,9F/ F9,9J/FT9,9A/FT9,9D/FT9,9G/FT9,9L/F15A/F9,9B/ F25A/FT25B/F25D/FT25F/F30B/F40F/F30A/F40B/ F40A/F50A/FT50B/C/F50F/F50H/FT50G/FT50J/F60A/ FT60B/F60C/F60F/FT60D/FT60G/F70A	66M-12411-01-00
F25G	6FM-12411-00-00
F80A/F100A (99/'00')	66M-12411-01-00
F80A/F100A (01/'--)	67F-12411-01-00
F100D	6D9-12411-00-00
F(L)115B	6EK-12411-00-00
F80B/F100B/F(L)150A/F(L)200A F(L)200C/F(L)225A/F(L)225B/ F225C/F(L)250A/F(L)250B	67F-12411-01-00
F100F	6FP-12411-00-00
F(L)225F/F(L)250D/F(L)300B	6CE-12411-00-00
F(L)200F/F(L)200G/F175A	6DA-12411-00-00
F(L)300A/F(L)350A	6AW-12411-00-00
F(L)375 XTO / F(L)425 XTO	6GR-12411-00-00

WAVERUNNER MODEL:

PART NUMBER	
FX / FZS/FZR (--'13)	60E-12411-01-00
VX/FX/GP/FZS/FZR ('14--)/SUPERJET/JB ('22--)	6D3-12411-00-00



PRIMARY FUEL FILTERS

Fuel filters and replacement cartridges with high power filtering to block any small particles in the fuel. Remember to change this filter regularly using genuine Yamaha parts.

OUTBOARD MODEL	PART NUMBER
3A / F2,5A / F4A	6L5-24251-00-00
4A / 5C / 6C / 8C	646-24251-02-00
F4B / F5A / F6A / F6C / F8C / FT8D / F9,9J / FT9,9L F9,9C / FT9,9D / F15A / F25A / FT25B (--'04)	6EE-F4251-00-00
F9,9C (1001584 --) / FT9,9D (1001139 --) / F15A (1009198 --) / F25A & FT25B (1013331 --) ('04 --)	61N-24563-10-00
F25G	6D8-WS24A-00-00
F30A / F40B	65W-24251-10-00
FT50B (--'00)	61N-24563-10-00

PRIMARY FUEL FILTERS

FT50B ('01--)	68V-24563-00-00
F60A / FT60B (--'03)	68V-24563-00-00
F60A / FT60B ('04--)	61N-24563-10-00
F50F / FT50G / F60C / FT60D (--'06)	68V-24563-00-00
F50F / FT50G / F60C / FT60D ('07--)	6D8-WS24A-00-00
F30B / F40F / F50H / F60F / FT50J / FT60G / F70A	6D8-WS24A-00-00
F80A / F100A (--'01)	67F-24251-02-00
F80A / F100A ('02--)	61N-24563-10-00
F80B / F100D / F(L)115A (--'06)	68V-24563-00-00
F80B / F100D / F(L)115A ('07--) / F(L)115B	6D8-WS24A-00-00
F100F	6D8-WS24A-00-00
F(L)150A / F(L)200A / F200B / F(L)225A (--'06)	65L-24563-00-00
F(L)150A / F(L)200A / F200B / F(L)225A ('07--)	6P3-WS24A-02-00
F(L)200C / F(L)250A (--'06)	6P2-WS245-00-00
F(L)200C / F(L)250A ('07--)	6P3-WS24A-02-00
F(L)225B / F225C / F(L)225F (V6 4,2L) / F(L)250D (V6 4,2L) / F(L)300A / F(L)300B (V6 4,2L) / F(L)350A / F(L)200F / F(L)200G / F175A	6P3-WS24A-02-00
9,9F / 15F / F15C / F20B / 25N / F25D / FT25F / 30D / 40V / 50G / F50A / 60F / 75C / 90A / 100A / F100B / 115C / (L)130B / (L)150F / 175D / (L)200F / 200G / 225D	61N-24563-10-00
115B	6F5-24563-00-00
(L)250A	61A-24563-02-00
225G / 250B	65L-24563-00-00
(L)Z150P / (L)Z150Q / Z175G / (L)Z200N / Z200P (--'04)	68F-24563-01-00
(L)Z150P / (L)Z150Q / Z175G / (L)Z200N / Z200P ('05/'06)	68F-24563-10-00
(L)Z150P / (L)Z150Q / Z175G / (L)Z200N / Z200P ('07--)	6P3-WS24A-02-00
(L)Z250D / Z250F (--'03)	68F-24563-01-00
(L)Z250D / Z250F ('04/'06)	68F-24563-10-00
(L)Z250D / Z250F ('07--)	6P3-WS24A-01-00
(L)Z300A (--'06)	68F-24563-10-00
(L)Z300A ('07--)	6P3-WS24A-01-00




NGK SPARK PLUGS

These provide the ultimate performance for your engine. They're high-quality, reliable and their advanced materials and design provide superior anti-fouling characteristics, which reduce carbon build-up over a wide heat range. "V Type" plugs include a thin centre electrode tip, which is made of precious metal for added corrosion and oxidation resistance. The result: fast, sure starts and less misfiring, even in the coldest weather.

- Ribbed to eliminate flash-over and improve performance
- Highest quality ceramic insulators improve heat dissipation and electrical insulation to provide long term durability
- More Gaskets for peak performance
- Deep-seated copper core provides maximum engine efficiency at high and low speeds
- Projected insulator precision-engineered to prevent fouling and misfiring
- Nickel alloy tip prevents fouling, maximises performance and extends plug life

OUTBOARD MODEL	PART NUMBER	NGK REF.
(L)Z150P/Z150Q (VMAX)	94702-00405-00	BKR6EKU
Z175G/(L)Z200N/Z200P (VMAX)/(L)Z250D/Z250F (VMAX)/(L)Z300A	94702-00404-00	BKR7EKU
2B	94702-00249-00	BR5HS
F2,5A/F4A	94701-00248-00	BR6HS
3A/F6A/F8C/FT8D/F9,9F/F9,9J/FT9,9G/FT9,9L	94702-00274-00	BR6HS10
4A/5C/20C/25D/40X	94701-00110-00	BR7HS
6C/8C/9,9D/9,9F/15D/15F/20D/25N/25V/25B/30D/40H/40V	94702-00271-00	BR7HS10
40Q	94701-00195-00	BR8HS
30G/50D/50G/50H/55B/60F/70B/75A/75C/80A/85A/90A/100A/115A/ 115B/115C/140A/150A/150C/150F/175A/175B/175D/200A/200B/200 F/200G/225D/(L)250A/(L)250G	94702-00247-00	BR8HS10
130B/140B/200C/225B/250B/225G (VMAX)	94701-00309-00	BR9HS10
F8B	94701-00300-00	CR5HS
F9,9A/F9,9B	94701-00282-00	CR6HS
F60A/FT60B	94701-00406-00	DPR5EA9
F9,9C/FT9,9D/F15A/F25A/FT25B/F30A/F40A/F40B/F50A/FT50B/ FT50C	94701-00375-00	DPR6EA9
F15C/F20B/F25D/F25G/FT25F/F30B/F40F/F50F/F50H/FT50G/FT50J/ F60C/F60F/FT60D/FT60G	94702-00418-00	DPR6EB9
F80A/F80B/F100A/F100B/F100D/F(L)150A/F(L)200A/F(L)225A	94702-00391-00	LFR5A11
F(L)115A / F(L)150G / VF150 Vmax SHO / F(L)175C / F175A / VF175 Vmax SHO / F(L)200C / F(L)200F / F(L)200G / F(L)225B / F225C / F(L)250A / F(L)250B / F(L)300A / F(L)350A / F(L)225F / F(L)250D / F(L)300B	94702-00400-00	LFR6A11
F100F	NC	LKR6E-9N
F4B/F5A/F6C	94702-00372-00	CR6HSB
F70A	94702-00429-00	LKR7E
F(L)115B	94702-00437-00	LKR6E
F80D / VF90 Vmax SHO / F100F	94702-00440-00	LKR6E-9N
F(L)375 XTO / F(L)425 XTO	94702-00442-00	ILMAR7E
STERN-DRIVE ESSENCE	94701-00365-00	BR6FS



OIL FILTERS

The oil filter is an essential component that contributes to the lifetime of the engine. Compromising on the quality or replacement timing of this part may result in serious technical issues and we always recommend the use of a genuine YAMAHA oil filter. Build quality and high filtering power ensure your engine receives the very highest levels of safety.

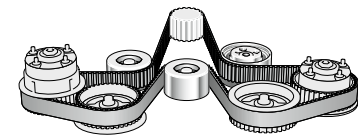
OUTBOARD MODEL	PART NUMBER
F8A/B/F9,9A/B/FT9,9A (--1989)	6G8-13411-01-00
F8A/F9,9A/B/FT9,9A (1990--)	6G8-13440-00-00
F9,9C 2000--/FT9,9D 2000--/F15A 2000--/F20A 2000--/F25A 2000--/FT25B/F30A/F40A 2000--/F40B '01--/F50A '99--'05/ F50F --05/FT50B 2000--/FT50C --05/FT50G --05/F60A --05/ F60C --05/FT60B --05/FT60D --05/F80A 2000--/F80B/F100A 2000--/F100B/F100D/F(L)115A/F115B	5GH-13440-71-00
F15C 07--/F20B 07--/F20G/F25G/F25D/FT25F/F30B/F40F/ F50A 06--/FT50C 06--/FT60B 06--/F50F 06--/FT50G 06--/F60A 06--/F60C 06--/FT60D 06--/F50H/F60F/FT50J/FT60G/F70A/ VX CRUISER/DELUXE 08--11/VX SPORT 08/FX/FX HO/FX HO CRUISER 08	5GH-13440-80-00
F9,9C '98/FT9,9D '99/F15A '98/F20A '98/F25A '98/'99/F40A '99/F40B 2000/F50A '95--'98/FT50B '96--'99/F80A/F100A '99	3FV-13440-30-00
F(L)150A/F175A/F(L)200A/F(L)200C/F(L)200F/F(L)200G/ F(L)225A/F(L)225B/F225C/F(L)250A/F(L)250B/FX SHO/FX SHO CRUISER/FX HO CRUISER/FZR/FZS	69J-13440-03-00
F(L)300A / F(L)350A / F(L)225F / F(L)250D / F(L)300B / F(L)375 XTO / F(L)425 XTO	N26-13440-02-00
WAVERUNNER MODEL	PART NUMBER
EX / EX DELUXE / EX SPORT / EXR / V1 / V1 SPORT / VX / VX CRUISER / DELUXE / SPORT / SUPERJET (2021--)	5GH-13440-30-00
FZR / FZS / FZR SVHO / FZS SVHO / FX SVHO / FX SHO / FX CRUISER SHO / FX CRUISER SVHO / FX HO / FX CRUISER HO / FX LIMITED SVHO / GP1800R / VXR / VXS / VX CRUISER HO	69J-13440-04-00



ENGINE TIMING BELTS

The timing belt is a vital element of your 4-stroke engine, used to synchronize the movement of valves with the pistons. For 2-stroke HPDI engines the timing belt is used to drive the high pressure fuel pump. The timing belt should be replaced every five years or every 1000 hours of operation (1st maturity reached).

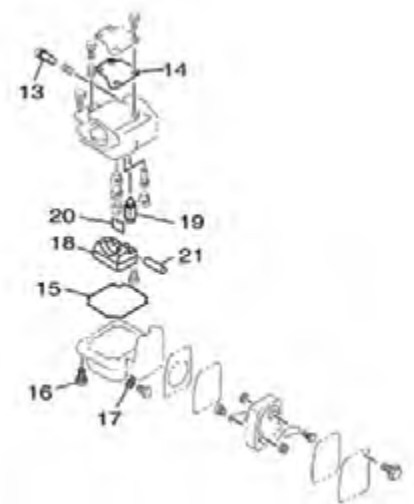
OUTBOARD/STERN DRIVE MODEL	PART NUMBER	REMARKS
F6A --04 / F8C --04 / FT8D --04 / F9,9F / F9,9J / FT9,9G / FT9,9L	68T-46241-00-00	
F6A 05-- / F8C 05-- / FT8D 05--	68T-46241-00-00	
F8B/FT9,9A/F9,9B	6G8-46241-00-00	
F9,9C/FT9,9D/F15A	66M-46241-00-00	
F15C / F20B	6AH-46241-00-00	
F25A/FT25B/F30A/F40B	65W-46241-00-00	
F40A/F50A/FT50B/C/F60A/FT60B	62Y-46241-00-00	
F25D / FT25F / F30B / F40F / F50F/FT50G/ FT50J / F50H / F60C/ F60F /FT60D / FT60G / F70A	6C5-46241-00-00	
F25G	6FM-46241-00-00	
F80A/B/F100A/B/D/F(L)115A/	67F-46241-00-00	
F100F	6FP-W4624-00-00	
F(L)115B	6EK-W4624-00-00	With rotor bolts
F(L)150A	63P-46241-00-00	
F(L)200A/F(L)225A/	69J-46241-00-00	
F(L)200C / F(L)225B / F225C / F(L)250A / F(L)250B	6P2-46241-01-00	
(L)Z150P / Z150Q / Z175G / (L)Z200N / Z200P (--2003)	68F-46241-00-00	
(L)Z150P / Z150Q / Z175G / (L)Z200N / Z200P (2004--)	68F-46241-10-00	
(L)Z250D/Z250F/(L)Z300A	60V-46241-00-00	
F175A /F(L)200F / F(L)200G	6DA-W4624-00-00	
F(L)225F / F(L)250D / F(L)300B	6CB-W4624-00-00	With rotor bolts
F(L)300A / F(L)350A	6AW-W4624-00-00	With rotor bolts
F(L)375 XTO / F(L)425 XTO	6GR-W4624-00-00	With rotor bolts
ME422	YU1-35681-91-95	
ME422 / ME432	6TA-12444-00-00	
ME370 / ME372	6TC-12444-00-00	
ME370 / ME372	6TC-12445-01-00	



CARBURETOR REPAIR KIT

Outboard Models ('15-'21)	Part Number
9.9F /15F	63V-W0093-01-00
E40X ('15-'20)	66T-W0093-10-00
40X ('21) /E40X (21)	66T-W0093-11-00
F2.5B	69M-W0093-00-00
F9.9H /F15C /F20B ('20-'21) /F20C ('16)	6AH-W0093-02-00
F20D ('15-'17) /F25D ('15-'20) /FT25F	6BL-W0093-00-00
F4B /F5A /F6C	6BX-W0093-00-00
F8F /FT8G /F9.9J /FT9.9L	6DR-W0093-00-00
4C ('16-'21) /5C ('15)	6E0-W0093-04-00
75C ('15-'16) /90A ('15-'18)	6H1-W0093-10-00
60F /70B ('15-'17)	6H2-W0093-10-00
E60H	6H3-W0093-02-00
40V /50H	6H4-W0093-03-00
25N ('15-'16)	6L2-W0093-00-00

For details please see YPEC



OUTBOARD MOTOR KEYS



300 and 700 series - Key cover replacement
703-82577-00-00



300 and 700 series - 18mm Switch cap replacement
6K1-82532-00-00

OM KEY NUMBER:	PART NUMBER	MATCHING CAP KEY	PART NUMBER
111	90890-55957-00	Cap Key	676-82577-00-00
112	90890-55958-00	Cap Key	676-82577-00-00
113	90890-55959-00	Cap Key	676-82577-00-00
121	90890-55960-00	Cap Key	676-82577-00-00
122	90890-55961-00	Cap Key	676-82577-00-00
123	90890-55962-00	Cap Key	676-82577-00-00
371	90890-55868-00	Cap Key	703-82577-00-00
372	90890-55869-00	Cap Key	703-82577-00-00
373	90890-55870-00	Cap Key	703-82577-00-00
374	90890-55871-00	Cap Key	703-82577-00-00
375	90890-55872-00	Cap Key	703-82577-00-00
376	90890-55873-00	Cap Key	703-82577-00-00
377	90890-55874-00	Cap Key	703-82577-00-00
378	90890-55875-00	Cap Key	703-82577-00-00
379	90890-55876-00	Cap Key	703-82577-00-00
380	90890-55877-00	Cap Key	703-82577-00-00
381	90890-55878-00	Cap Key	703-82577-00-00
382	90890-55879-00	Cap Key	703-82577-00-00
383	90890-55880-00	Cap Key	703-82577-00-00
384	90890-55881-00	Cap Key	703-82577-00-00
385	90890-55882-00	Cap Key	703-82577-00-00
386	90890-55883-00	Cap Key	703-82577-00-00
387	90890-55884-00	Cap Key	703-82577-00-00
388	90890-55885-00	Cap Key	703-82577-00-00
389	90890-55886-00	Cap Key	703-82577-00-00
390	90890-55887-00	Cap Key	703-82577-00-00
451	90890-55820-00	Cap Key	676-82577-00-00
452	90890-55821-00	Cap Key	676-82577-00-00
453	90890-55822-00	Cap Key	676-82577-00-00
454	90890-55823-00	Cap Key	676-82577-00-00
455	90890-55824-00	Cap Key	676-82577-00-00
456	90890-55825-00	Cap Key	676-82577-00-00
457	90890-55826-00	Cap Key	676-82577-00-00
458	90890-55827-00	Cap Key	676-82577-00-00
459	90890-55828-00	Cap Key	676-82577-00-00
460	90890-55829-00	Cap Key	676-82577-00-00
461	90890-55830-00	Cap Key	676-82577-00-00
462	90890-55831-00	Cap Key	676-82577-00-00
463	90890-55832-00	Cap Key	676-82577-00-00
464	90890-55833-00	Cap Key	676-82577-00-00
465	90890-55834-00	Cap Key	676-82577-00-00
466	90890-55835-00	Cap Key	676-82577-00-00
467	90890-55836-00	Cap Key	676-82577-00-00
468	90890-55837-00	Cap Key	676-82577-00-00
469	90890-55838-00	Cap Key	676-82577-00-00
470	90890-55839-00	Cap Key	676-82577-00-00
721	90890-56004-00	Cap Key	703-82577-00-00

OM KEY NUMBER:	PART NUMBER	MATCHING CAP KEY	PART NUMBER
727	90890-56005-00	Cap Key	703-82577-00-00
730	90890-56006-00	Cap Key	703-82577-00-00
731	90890-56007-00	Cap Key	703-82577-00-00
732	90890-56008-00	Cap Key	703-82577-00-00
733	90890-56009-00	Cap Key	703-82577-00-00
741	90890-56010-00	Cap Key	703-82577-00-00
747	90890-56011-00	Cap Key	703-82577-00-00
750	90890-56012-00	Cap Key	703-82577-00-00
751	90890-56013-00	Cap Key	703-82577-00-00
752	90890-56014-00	Cap Key	703-82577-00-00
753	90890-56015-00	Cap Key	703-82577-00-00
821	90890-56016-00	Cap Key	676-82577-00-00
827	90890-56017-00	Cap Key	676-82577-00-00
830	90890-56018-00	Cap Key	676-82577-00-00
831	90890-56019-00	Cap Key	676-82577-00-00
832	90890-56020-00	Cap Key	676-82577-00-00
833	90890-56021-00	Cap Key	676-82577-00-00
841	90890-56022-00	Cap Key	676-82577-00-00
847	90890-56023-00	Cap Key	676-82577-00-00
850	90890-56024-00	Cap Key	676-82577-00-00
851	90890-56025-00	Cap Key	676-82577-00-00
852	90890-56026-00	Cap Key	676-82577-00-00
853	90890-56027-00	Cap Key	676-82577-00-00

2 KEY SET INCLUDING PLASTIC CAP KEY

OM KEY NUMBER:	PART NUMBER
457	6X6-82511-09-A1
462	6X6-82511-09-A2
463	6X6-82511-09-A3
827	6X6-82511-09-A4
832	6X6-82511-09-A5
833	6X6-82511-09-A6
847	6X6-82511-09-A7
852	6X6-82511-09-A8
853	6X6-82511-09-A9



Maintenance

Spray Paint Outboard Motor

Scratches can cause rust or other types of damage. Fix them quickly and effectively with our high-quality, durable Yamaha aerosols and primers. They've been developed specifically for marine use and offer the best colour match for Yamaha outboards. Box 6 x 400ml Cans.

Description	Part Number
Ocean Blue (for OM until 1983)	YMM-30400-OB-10
Marine Blue (for OM from 1983 until 1993)	YMM-30400-MB-10
Bluish Grey Metal (for OM from 1994)	YMM-30400-GM-10
Bluish Grey Metal 1 (for F30 to F350 OM from 2008)*	YMM-30400-GM-10
Bluish Grey Metal 2 (F2.5 to F25)	YMM-30400-GM-20
Dark Blue (for origin OM)	YMM-30400-DB-10
Paint Spray XTO Base (Pearl) White	YME-XTSPY-BW-HT
Paint Spray XTO, V6 and L4 Clear (Pearl) White	YME-XTSPY-CL-CT
Top Coat	YMM-30400-TC-10
Filling Primer	YMM-30400-FP-10
Zincprimer (anti-corrosive for aluminium parts)	YMM-30400-ZP-10
Propeller White (All aluminium prop)	YMM-30400-PW-10
SHO Shiny Black spray paint	YME-MBSP0-00-BK

* For previous model colour codes consult your Yamaha Dealer



SPRAY PAINT WAVERUNNER

WaveRunner Paint Stick White	YME-VXCST-KW-HT
WaveRunner Paint Stick Black	YME-VXCST-K0-BK
WaveRunner Spray Paint White	YME-VXCSP-YW-HT
WaveRunner Spray Paint Black	YME-VXCSP-Y0-BK





Marine Service Kits

Introducing marine service kits! These new kits are tailored for easy servicing of your outboard engines. Below the kits are shown per engine family, and separately the content of each kit. New 100h and 300h service kits will be available soon. Please ask your distributor for details.

BASIC SERVICE KIT

Part Number	Description
KIT6000BAS0	Serv Kit F30B-F40F
KIT60100BAS0	Serv Kit F40H-F50H-F60F
KIT60200BAS0	Serv Kit F40G-F70A
KIT60300BAS0	Serv Kit F80D-F100F
KIT60400BAS0	Serv Kit F115B-F130A
KIT60500BAS0	Serv Kit F150D-F150F
KIT60600BAS0	Serv Kit F150G-F175A&C-F200F&G
KIT60700BAS0	Serv Kit F200C-F225B
KIT60800BAS0	Serv Kit F225F-F250D-F300B
KIT60900BAS0	Serv Kit F425A-Xf425N



[KIT6000BAS0](#)

Part Number	Description	Qty
5GH-13440-61	Element Assy, Oil Cleaner	1
62Y-12414-00	Thermostat Gasket	1
66M-12411-01	Thermostat	1
94702-00418	Plug, Spark (Ngk Dpr6Eb-9)	3
90430-14M09	Engine Oil Gasket	1
90430-08003	Drain / Fill Gasket Geabox Oil	2
6D8-WS24A-00	Fuel Filter	1
6D8-24564-00	O-Ring Fuel Filter	1
6C5-24251-00	Strainer 1	1
6BG-13915-01	Filter	1
6BG-14984-00	Gasket, Float Chamber	1

[KIT60100BAS0](#)

Part Number	Description	Qty
5GH-13440-61	Element Assy, Oil Cleaner	1
62Y-12414-00	Thermostat Gasket	1
66M-12411-01	Thermostat	1
94702-00418	Spark Plug Dpr6Eb-9	4
90430-14M09	Engine Oil Gasket	1
90430-08003	Drain / Fill Gasket Geabox Oil	2
6D8-WS24A-00	Fuel Filter	1
6D8-24564-00	O-Ring Fuel Filter	1
6C5-24251-00	Strainer 1	1
6C5-13915-00	Filter Fuel	1
6C5-14984-10	Gasket, Float Chamber	1

[KIT60200BAS0](#)

Part Number	Description	Qty
5GH-13440-61	Element Assy, Oil Cleaner	1
62Y-12414-00	Thermostat Gasket	1
66M-12411-01	Thermostat	1
94702-00429	Plug, Spark (Ngk Lkr7E)	4
90430-14M09	Engine Oil Gasket	1
90430-08003	Drain / Fill Gasket Geabox Oil	2
6D8-WS24A-00	Fuel Filter	1
6D8-24564-00	O-Ring Fuel Filter	1
6C5-24251-00	Strainer 1	1
6C5-13915-00	Filter Fuel	1
6C5-14984-10	Gasket, Float Chamber	1

[KIT60300BAS0](#)

Part Number	Description	Qty
5GH-13440-71	Element Assy, Oil Cleaner	1
6FP-12411-00	Thermostat	1
94702-00440	Plug, Spark (Ngk Lkr6E 9N)	4
90430-14M09	Gasket	1
90430-08003	Drain / Fill Gasket Geabox Oil	2
6D8-WS24A-00	Element, Filter	1
6D8-24564-00	Gasket	1
6FP-13915-00	Filter	1
6FP-14984-00	Gasket, Float Chamber	1
6C5-24251-00	Strainer 1	1

[KIT60400BAS0](#)

Part Number	Description	Qty
5GH-13440-71	Element Assy, Oil Cleaner	1
6EK-12411-00	Thermostat	1
94702-00437	Plug, Spark (Ngk Lkr6E)	4
90430-14M09	Gasket	1
90430-08003	Drain / Fill Gasket Geabox Oil	2
6D8-WS24A-00	Element, Filter	1
6D8-24564-00	Gasket	1
63P-13915-00	Filter	1
6CB-14984-00	Gasket, Float Chamber	1
6CB-13016-00	O-Ring	1

[KIT60500BAS0](#)

Part Number	Description	Qty
69J-13440-04	Element Assy, Oil Cleaner	1
63P-12414-00	Gasket, COVER	1
67F-12411-01	Thermostat	1
94702-00391	Plug, Spark (NGK LFR5A-11)	4
90430-14M09	Gasket	1
90430-08003	Drain / fill gasket geabox oil	2
6P3-WS24A-01	Element, Filter	1
6P3-24564-00	Gasket	1
69J-24501-10	Filter, Fuel	1
63P-13915-00	Filter	1
63P-14984-00	Gasket, Float Chamber	1

KIT60600BAS0

Part Number	Description	Qty
69J-13440-04	Element Assy, Oil Cleaner	1
6DA-12411-01	Thermostat	1
94702-00400	Plug, Spark (Ngk Lfr6A-11)	4
90430-14M09	Gasket	1
90430-08003	Drain / Fill Gasket Gearbox Oil	2
6P3-WS24A-01	Element, Filter	1
6P3-24564-00	Gasket	1
6CB-24501-01	Filter, Fuel	1
63P-13915-00	Filter	1
6CB-14984-00	Gasket, Float Chamber	1
6CB-13016-00	O-Ring	1

KIT60800BAS0

Part Number	Description	Qty
N26-13440-03	Element Assy, Oil Cleaner	1
6CE-12411-00	Thermostat	2
94702-00400	Plug, Spark (Ngk Lfr6A-11)	6
90430-14M09	Gasket	1
90430-08003	Drain / Fill Gasket Geabox Oil	2
6P3-WS24A-01	Element, Filter	1
6P3-24564-00	Gasket	1
6CB-24501-01	Filter, Fuel	1
63P-13915-00	Filter	1
6CB-14984-00	Gasket, Float Chamber	1
6CB-13016-00	O-Ring	1

ANODE KIT A

Part Number	Description
KIT60000ANA0	Ana Kit F30B-F40F-F40H-F50H-F60F
67F-45371-00	Tab Trim For F40G-F70A
KIT60300ANA0	Ana Kit F80D-F100F-F115B-F130A
KIT60500ANA0	Ana Kit F150D-F150F
KIT60600ANA0	Ana Kit F150G-F175A&C-F200F&G
KIT60700ANA0	Ana Kit F200C-F225B-F225F-F250D-F300B
KIT60900ANA0	Ana Kit F425A-XF425N

KIT60000ANA0

Part Number	Description	Qty
67C-45371-00	Tab-Trim	1
67C-45251-00	Anode	1

KIT60300ANA0

Part Number	Description	Qty
6E5-45371-01	Tab-Trim	1
6H1-45251-03	Anode	1

KIT60600ANA0

Part Number	Description	Qty
6J9-45371-01	Tab-Trim	1
6AW-45251-00	Anode	1

KIT60900ANA0

Part Number	Description	Qty
6AW-45373-00	Anode	1
6AW-45251-00	Anode	1

KIT60700BAS0

Part Number	Description	Qty
69J-13440-04	Element Assy, Oil Cleaner	1
67F-12411-01	Thermostat	2
94702-00400	Plug, Spark (Ngk Lfr6A-11)	6
90430-14M09	Gasket	1
90430-08003	Drain / Fill Gasket Geabox Oil	2
6P3-WS24A-01	Element, Filter	1
6P3-24564-00	Gasket	1
6CB-24501-01	Filter, Fuel	1
63P-13915-00	Filter	1
6CB-14984-00	Gasket, Float Chamber	1
6CB-13016-00	O-Ring	1

KIT60900BAS0

Part Number	Description	Qty
N26-13440-03	Element Assy, Oil Cleaner	1
6H3-12411-20	Thermostat	1
66M-12411-01	Thermostat	1
6GR-12411-00	Thermostat	2
94702-00442	Plug, Spark (Ngk lmar7E9)	8
93210-34633	O-Ring	1
6GR-13411-00	Strainer, Oil	1
93210-09811	O-Ring	2
6P3-WS24A-01	Element, Filter	1
6P3-24564-00	Gasket	1



67F-45371-00

Part Number	Description	Qty
67F-45371-00	Tab Trim For F40G-F70A	1

KIT60500ANA0

Part Number	Description	Qty
6J9-45371-01	Tab-Trim	1
6G5-45251-02	Anodes	1

KIT60700ANA0

Part Number	Description	Qty
6CE-45373-00	Anode	1
6G5-45251-02	Anode	1

ANODE KIT B

Part Number	Description
KIT60000ANB0	Anb Kit F30B-F40F
KIT60100ANB0	Anb Kit F40H-F50H-F60F
KIT60200ANB0	Anb Kit F40G-F70A
KIT60300ANB0	Anb Kit F80D-F100F
KIT60400ANB0	Anb Kit F115B-F130A
KIT60500ANB0	Anb Kit F150D-F150F
KIT60600ANB0	Anb Kit F150G-F175A&C-F200F&G
KIT60700ANB0	Anb Kit F200C-F225B
KIT60800ANB0	Anb Kit F225F-F250D-F300B
KIT60900ANB0	Anb Kit F425A-XF425N



KIT60000ANB0

Part Number	Description	Qty
65W-45251-00	Anode	1
6G8-11325-00	Anode	4
62Y-11325-00	Anode	1

KIT60100ANB0

Part Number	Description	Qty
65W-45251-00	Anode	2
663-45251-00	Anode	1
6G8-11325-00	Anode	4
62Y-11325-00	Anode	1

KIT60200ANB0

Part Number	Description	Qty
65W-45251-00	Anode	2
65W-45251-00	Anode	1
6G8-11325-00	Anode	3
62Y-11325-00	Anode	1

KIT60300ANB0

Part Number	Description	Qty
6G8-11325-00	Anode	1
63P-11325-01	Anode	1
6G8-11325-00	Anode	2
63P-11325-21	Anode	1
6G8-11325-00	Anode	1

KIT60400ANB0

Part Number	Description	Qty
6G8-11325-00	Anode	1
63P-11325-01	Anode	1
6G8-11325-00	Anode	1
67F-11325-01	Anode	1
6EK-11325-00	Anode	1
6G8-11325-00	Anode	1

KIT60500ANB0

Part Number	Description	Qty
63P-11325-21	Anode	1
63P-11325-11	Anode	4
63P-11325-01	Anode	1
67F-11325-01	Anode	2
68T-11325-00	Anode	8
67F-11325-01	Anode	1

KIT60600ANB0

Part Number	Description	Qty
67F-11325-01	Anode	2
6E5-11325-00	Anode	1
68T-11325-00	Anode	2
67F-11325-01	Anode	1
6E5-11325-00	Anode	1

KIT60700ANB0

Part Number	Description	Qty
6P3-11325-00	Anode	2
6P2-11325-00	Anode	2
6E5-11325-00	Anode	2
67F-11325-01	Anode	4
6E5-11325-00	Anode	4
6E5-11325-00	Anode	1

KIT60800ANB0

Part Number	Description	Qty
63P-11325-01	Anode	4
6AW-1132P-00	Anode 5	4
68T-11325-00	Anode	2
6AW-1132N-01	Anode 4	2
67F-11325-01	Anode	8
63P-11325-11	Anode	2

KIT60900ANB0

Part Number	Description	Qty
6AW-1132L-00	Anode 2	6
6AW-1132P-00	Anode 5	3
6G8-11325-00	Anode	2
63P-11325-21	Anode	1
6G8-11325-00	Anode	2
6G8-11325-00	Anode	2

IMPELLER REPAIR KIT

Part Number	Description
KIT60000XMP0	Imp Serv F30B-F40F
KIT60100XMP0	Imp Serv F40H-F50H-F60F
KIT60200XMP0	Imp Serv F40G-F70A
KIT60300XMP0	Imp Serv F80D-F100F-F115B-F130A
KIT60500XMP0	Imp Serv F150D-F150F
KIT60600XMP0	Imp Serv F150G-F175A&C-F200C&F&G-F225B
KIT60800XMP0	Imp Serv F225F-F250D-F300B
KIT60900XMP0	Imp Serv F425A-Xf425N



[KIT60000XMP0](#)

Part Number	Description	Qty
63D-44322-00	Insert, Cartridge	1
6H4-44352-02	Impeller	1
93210-59MG7	O-Ring	1
90280-03M03	Key, Woodruff	1
63D-44323-00	Outer Plate, Cartridge	1
63D-44316-00	Gasket, Water Pump	1
93210-48001	O-Ring	1

[KIT60200XMP0](#)

Part Number	Description	Qty
63D-44322-00	Insert, Cartridge	1
6H3-44352-00	Impeller	1
90280-03M03	Key, Woodruff	1
6CJ-44315-00	Gasket, Water Pump	1
6CJ-44323-00	Outer Plate, Cartridge	1
6CJ-44324-00	Gasket, Cartridge	1
6CJ-44316-00	Gasket, Water Pump	1
93210-46044	O-Ring	1

[KIT60500XMP0](#)

Part Number	Description	Qty
93210-86M38	O-ring	1
61A-44322-02	Insert	1
9321037M6700	O-ring	1
6E5-44352-01	Impeller	1
6G5-44323-01	Outer plate	1
6E5-44315-A0	Gasket	1

[KIT60800XMP0](#)

Part Number	Description	Qty
9321037M6700	O-RING	1
6AW-44322-00	INSERT, CARTRIDGE	1
93210-94003	O-RING	1
6CE-44352-00	IMPELLER	1
6CE-44323-01	OUTER PLATE, CARTRIDGE	1
6CE-44315-00	GASKET, WATER PUMP	1
90280-04002	KEY, WOODRUFF	1

[KIT60100XMP0](#)

Part Number	Description	Qty
63D-44322-00	Insert, Cartridge	1
6H3-44352-00	Impeller	1
93210-59MG7	O-Ring	1
90280-03024	Key, Woodruff	1
63D-44323-00	Outer Plate, Cartridge	1
63D-44316-00	Gasket, Water Pump	1

[KIT60300XMP0](#)

Part Number	Description	Qty
9321037M6700	O-RING	1
61A-44322-02	INSERT, CARTRIDGE	1
93210-86M38	O-RING	1
6E5-44352-01	IMPELLER	1
6EK-44323-00	OUTER PLATE, CARTRIDGE	1
6E5-44315-A0	GASKET, WATER PUMP	1
90280-04M05	KEY, WOODRUFF	1

[KIT60600XMP0](#)

Part Number	Description	Qty
9321037M6700	O-Ring	1
61A-44322-02	Insert, Cartridge	1
93210-86M38	O-Ring	1
6E5-44352-01	Impeller	1
6G5-44323-01	Outer Plate, Cartridge	1
6E5-44315-A0	Gasket, Water Pump	1
90280-04M05	Key, Woodruff	1

[KIT60900XMP0](#)

Part Number	Description	Qty
9321037M6700	O-Ring	1
6GR-44322-00	Insert, Cartridge	1
93211-08001	O-Ring	1
6GR-44352-00	Impeller	1
6GR-44323-00	Outer Plate, Cartridge	1
93210-97690	O-Ring	1

Outboard Accessoires



OUTBOARD MOTOR COVERS

There is no better way of protecting your Outboard than a genuine Outboard motor cover. These breathable covers are designed to fit like a second skin for every engine in the range from the 2.5hp upwards. Smart and stylish, they are manufactured from a highly durable waterproof fabric resistant to rot, mildew and UV exposure.

Outboard Model	Part Number
F2.5A	YMM-09100-00-00
F2.5B	YMM-09100-01-00
F4B/F5A/F6C	YMM-09101-01-00
F6A/F8C/F9.9F/F9.9J	YMM-09102-00-00
F8F/F9.9J	YMM-09102-00-02
F15C/F20B/F20C	YMM-09103-00-00
F20D/F25D	YMM-09104-00-02
F30B/F40F	YMM-09105-00-00
F40D/F50F/F60C	YMM-09106-00-00
F40G/F50H/F60F/FT60G/F70A	MAR-MTRCV-FS-70
F70A	YMM-09113-00-00
F80A/B / F100A/D	YMM-09106-00-00
F80D / F100F	YMM-09107-00-02
F115B/F130A	MAR-MTRCV-11-50
F(L)150D/F	MAR-MTRCV-F2-01
F225F/F250D/F300B	MAR-MTRCV-F4-2L



OUTBOARD VENTED SPLASH COVER

Designed to be fitted while using your engine, this cover provides the ultimate protection against scratches and UV rays. The tight fit allows on and off water usage. Perfect on the waves, perfect on the trailer...

- UV stable, breathable, felt lined and water resistant.
- High quality material and finish.
- Features a breathable mesh around the intake ports.

Type	Part Number
F70A, FT70, F60F, FT60G, F50H	YME-MCVR5-67-GY
F100F, F80D	YME-MCVR1-00-GY
F115B/BET, F130A	YME-MCVR1-15-GY
F150G, F175A, F200B/F/G	YME-MCVR2-00-GY
F150H/J/L/F200N/P/Q (from MY13 and up)	YME-MCVR2-00-GY
F30B/F40F	YME-MCVRF-34-GY
F300B, F250D, F225F (MY08 and up)	YME-MCVR3-00-GY
F300, F250, F225 (from MY21 and up)	YME-09102-25-00
XTO V8	YME-09102-26-00
F150-F200 with integrated Hydr. Steering (from MY23)	YME-09102-27-00

FLUSHING BAGS

Made out of heavy duty plastic, these bags are designed to hold shape and stand up on their own. After a day of boating, cleanse your engine with fresh water. Just fill the bag until the water passes the intake inlets and idle your engine in neutral for 5 to 10 minutes. Finally, unscrew the drain plug and let the water flow out.

Type	Part Number
Small Flushing Bag	YME-MSVBG-0S-BK
Large Flushing Bag	YME-MSVBG-0L-BK



ENGINE FLUSH KIT

This extremely useful piece of equipment connects in seconds to your garden hose and allows you to flush out harmful salt and sand. It can also be used for out-of-water operation for tune-ups.

For F4/F5/F6 engines

[ABB-FLUSH-JD-00](#)



TRAILER SUPPORT

The Yamaha Trailer Support stops your outboard motor moving excessively whilst your boat is being towed on a trailer. Quickly and easily installed over the port trim rod, this support prevents long term damage to both the boat and the engine. One Yamaha Trailer Support will provide adequate support for the F115A up to V6 series. V8 models will require two supports. Please note this product does not work with the F115B or F130A.

Description	Part Number
Trailer Support	MAR-MTSPT-YM-10
Single trim ram support	MAR-MTSPT-SR-00

YAMAHA TIE DOWNS

Both include two 25mm x 1.80m straps rated for 540 kg.

Type	Part Number
Blue, cam-lock buckle	ACC-0SS58-40-28
Blue, ratcheting	ACC-0SS58-40-30



METRIC TOOL KIT

Comprehensive tool set that prepares you for just about anything

Metric Tool Kit	ABA-METRC-00-00
-----------------	---------------------------------

Yamaha Life vests

Made of high quality materials, it ensures your safety while you enjoy your day on the water.

150 N floating capacity.

ISO12402-3

Orange life vest BABY	YMERNG150BBY
Orange life vest S	YMERNG150N0S
Orange life vest M	YMERNG150N0M
Orange life vest L	YMERNG150N0L
Orange life vest XS	YMERNG150N1S
Orange life vest XXL	YMERNG150N2L
Orange life vest XXS	YMERNG150N2S
Orange life vest XL	YMERNG150N1L



Coastal and offshore use Engineered to sit on the back, rather than on the neck, with

added padding, this vest provides increased comfort. Made of high quality materials it ensures your safety while you enjoy boating.

150 N floating capacity.

Automatic inflation.

ISO12402-3.

EVO 150 N Life vest With Strap	YMELV150N200
Arming Kit for EVO 150N Life Vest	YMELVARMNGKT



Yamaha Outboard Locks

2 locks that cover the entire outboard engine range, including the bolts to mount these. These locks have all certifications necessary for the entirety of the EU of market, ensuring insurance policies and safety standards.

MARINE LOCK REEF 808

Unique selling points:
 Hardened precision-cast lock body
 Includes lock lubricant
 Highly corrosion resistant (cylinder and lock body)
 Rattle prevention
 Very compact construction
 Forced locking function - after locking, the key can only be removed if the lock is properly closed
 Plus cylinder with unique key service (keyed – alike options with the other marine products possible)
 Can be used with all portable outboard engines
 Perfect security and function, even at extremely low temperatures in addition to salt water
 Bolts required for mounting, provided separately.

Part number	Part name
OB - MARINE LOCK REEF 808	YME-MLKRE-80-80
Hardened bolt to be used with the ABUS 808 Reef outboard lock. Necessary to fulfill security certifications.	
OB BOLT 808 REEF M12X1,25X100	YME-MLKB4-86-58
OB BOLT 808 REEF M12X1,25X130	YME-MLKB4-86-59
OB BOLT 808 REEF M12X1,25X160	YME-MLKB4-86-60



MARINE LOCK NEMO EVO 388

Hardened precision-cast lock body
 Includes lock lubricant
 Highly corrosion resistant (cylinder and lock body)
 Rattle prevention
 Very compact construction
 Forced locking function - after locking, the key can only be removed if the lock is properly closed
 Plug cylinder with unique key service (keyed – alike options with the other marine products possible)
 Can be used with all portable outboard engines
 No need to drill trough the hull, it is only necessary to drill a few millimeters deep
 Perfect security and function, even at extremely low temperatures in addition to salt water
 All the materials needed to replace the original mounting are included.

OB - MARINE LOCK NEMO EVO 388	YME-MLKNE-38-80
-------------------------------	---------------------------------



Maintenance Essential



OIL FILTERS

WaveRunner Models ('17-'22)	Part Number
EX /EX DLX/ EX LTD/ EXR/ EX SPORT/ JetBlaster/ SuperJet 4st/ VX/ VX-C/ VX CR/ VX CR HO/ VX DLX/ VX LTD	5GH-13440-61-00
FX HO/ FX CR HO/ FX SVHO/ FX CR SVHO/ FX CR LTD SVHO/ GP1800/ GP 1800R HO/ GP 1800R SVHO/ VX CR HO/ VXR	69J-13440-04-00

NGK SPARK PLUGS

WaveRunner Models ('17-'22)	Part Number	NGK Ref
EX /EX DLX/ EX LTD/ EXR/ EX SPORT/ JetBlaster/ SuperJet 4st/ VX/ VX-C/ VX CR/ VX DLX/ VX LTD	94702-00409-00	CR9EB
FX HO/ FX CR HO/ GP 1800R HO/ VX CR HO/ VXR	94702-00427-00	LFR6A
FX SVHO/ FX CR SVHO/ FX CR LTD SVHO/ GP1800/ GP 1800R SVHO	94702-00435-00	LFR7A
SuperJet 2st	94701-00110-00	BR7HS



AIR FILTERS

WaveRunner Models ('17-'22)	Part Number
EX /EX DLX/ EX LTD/ EXR/ EX SPORT/ JetBlaster/ SuperJet 4st/ VX/ VX-C/ VX CR/ VX DLX/ VX LTD	6EY-14451-00-00
FX HO/ FX CR HO/ FX SVHO/ FX CR SVHO/ FX CR LTD SVHO/ GP1800/ GP 1800R HO/ GP 1800R SVHO/ VX CR HO/ VXR	6S5-E4451-01-00
SuperJet 2st	62T-14451-00-00

IMPELLERS

WaveRunner Models ('17-'22) Part Number	Part Number
GP 1800R HO ('20)/ VX CR HO ('17-'20)/ VXR ('17-'19)	6AP-R1321-20-00
FX HO ('17-'20)/ FX CR HO ('17-'20)	6BH-R1321-01-00
FX HO ('21-'22)/ FX CR HO ('21-'22)	6BH-R1321-10-00
FX SVHO ('17-'19)/ FX CR SVHO ('17-'19)/ FX CR LTD SVHO ('17)	6ET-R1321-00-00
FX SVHO ('20-'22)/ FX CR SVHO ('20-'22)	6ET-R1321-10-00
GP 1800 ('17-'19)/ GP 1800R SVHO ('20-'22)	6EV-R1321-00-00
VX ('17-'20)/ VX-C ('19-'20)/ VX CR ('17-'18)/ VX DLX ('17-'18)/ VX LTD ('20)	6EY-R1321-01-00
EX ('17-'20)/ EX DLX ('17-'20)/ EX LTD ('21)/ EX SPORT ('17-'21)	6GA-R1321-00-00
EXR ('19-'21)/ JetBlaster ('22)	6GY-R1321-02-00
GP 1800R HO ('21-'22)/ VX CR HO ('21-'22)	6JP-R1321-00-00
VX ('21-'22)/ VX CR ('21)/ VX DLX ('21)	6JS-R1321-00-00
VX-C ('21-'22)	6JT-R1321-00-00
SuperJet 2st	6BA-51321-00-00
SuperJet 4st	6JF-R1321-00-00



ANODES

WaveRunner Models ('17-'22)	Part Number
EX /EX DLX/ EX LTD/ EXR/ EX SPORT/ FX HO/ FX CR HO/ FX SVHO/ FX CR SVHO/ FX CR LTD SVHO/ GP1800/ GP 1800R HO/ GP 1800R SVHO/ JetBlaster/ SuperJet 4st/ VX/ VX-C/ VX CR/ VX CR HO/ VX DLX/ VX LTD/ VX CR HO/ VXR	68V-11325-02-00 67F-11328-01-00
SuperJet 2st	6E5-11325-00-00

WAVERUNNER BATTERY

Dry charge WaveRunner battery.

Description	Part Number
Battery YUASA YB16CLB (19AH)	EU0-82110-09-00



BS BATTERY

Sealed and factory activated battery line by BS.

- No acid handling, Ready & easy to use and Multi-positional fitment

Description	Part Number	Max Size (mm)
12V-19Ah-260A	90798-3BB16-CL	175x100x175
12V-18A -260A	90798-3BTX2-0L	1475x87x155

WaveRunner Accessories



FOLDING RE-BOARDING STEP

Provides a wide-step surface for ease of boarding, especially in deep water.

Part Number
[MWV-FSTEP-VX-11](#)



FENDER WAVERUNNER

Engineered specifically for WaveRunners. Easy to hang wherever your craft needs protection.

Part Number
[MWV-WVRNR-HH-BL](#) (BLUE)
[MWV-WVRNR-HH-BK](#) (BLACK)



PWC FENDER SET

Protecting your PWC has never been simpler. These PWC fenders clip easily to your WaveRunner to provide protection from bumps, knocks and scratches when mooring. This small and compact design makes them extremely convenient to stowed on your PWC for use anywhere!

Part Number
[MWV-FENDR-BK-10](#) (BLACK)
[MWV-FENDR-WH-10](#) (WHITE)



PULL-UP CLEAT

This pop-up cleat can be easily retrofitted and stows flush to maintain the sleek lines of your WaveRunner. A simple and stylish way to tether your ride.

Part Number
[MWV-PUCLE-AT-07](#)



COVER STORAGE BAG

Yamaha's handy storage bag gives you a place to store your WaveRunner cover neatly while not in use. Made of the same durable material as the Yamaha WaveRunner cover.

Part Number
[MWV-WVRNR-BG-01](#)



STORAGE PACK

Need to bring along items that you do not want to move around in the storage compartment or get wet, such as keys, wallets, pagers or cell phones? This pack is your answer.

Part Number
[MWV-BOWPA-CK-00](#)



SKI ROPE FLOATS

Ski Rope Floats are designed to assist in keeping ski ropes away from the impeller intake on your Yamaha Boat or WaveRunner. It also helps prevent them from being ingested by the pump.

Part Number

[MAR-RPFLT-BK-48](#) (BLACK)

[MAR-RPFLT-BL-48](#) (BLUE)



YAMAHA FENDER

Yamaha Branded to protect your WR or Boat from damages.

Part Number

[MAR-FENDR-WH-20](#) (WHITE 20 INCH)

[MAR-FENDR-WH-16](#) (WHITE 16 INCH)

[MAR-FENDR-00-20](#) (BLUE 20 INCH)

[MAR-FENDR-00-16](#) (BLUE 16 INCH)



YAMAHA WAKESURF ROPE

- 23' rope
- 5 tie-off loops, 3 ft apart
- integrated rope floats
- 10" wide handle grip

Part Number

[SBT-YSPRP-GR-19](#)



WAVERUNNER DOCK LINE

To easily dock your WaveRunner get the Yamaha dockline, made of floating multi-filament polypropylene, oil, gas, UV, mildew & salt water resistant. Black, 1cm diameter line.

Part Number

[MWV-DLDE3-12-BK](#) 3.65m (12ft)

[MWV-DLDE3-15-BK](#) 4.55m (15ft)



FLOATING WRIST LANYARDS

Part Number

[MWV-LANCD-00-BK](#) (BLACK)

[MWV-LANCD-00-RD](#) (RED)

[MWV-LANCD-00-YL](#) (YELLOW)

[MWV-LANCD-98-12](#) (BLUE)



REPLACEMENT FLUSH HOSE

[MWV-FLUSH-HS-BL](#) (BLUE)

[MWV-FLUSH-HS-RD](#) (RED)

COMPACT BOAT PADDLE

This lightweight paddle adjusts easily and is measured at 86cm when assembled. A section of the aluminum shaft disappears inside the blade to allow for ultra-compact storage under boat seats or in WaveRunner storage compartments. The corrosion-resistant aluminum shaft, hassle-free locking device and high-impact molded blade and boat hook handle ensure years of service.

Part Number

[MAR-DLXPA-DL-42](#)



WAVERUNNER LIFTING HARNESS

Very useful in moving even the heaviest PWC. Brackets grip tight and are vinyl coated to help protect the finish. Two large stainless steel D-rings can be easily connected to a davit or other suitable lifting mechanism. Double-layer, high-strength webbing has superior UV and saltwater resistance. Rated up to 500kg.

Part Number

[MWV-LFTHR-ES-10](#)

FLUSHING ADAPTER

67X-E2590-10-00

67X-E2590-00-00

**LANYARD**

EW2-68348-00-00

**SUPER JET MOORING HOOK KIT**

Corrosion resistant and easy to access, the Superjet mooring bracket is a simple solution to secure your unit next to the pontoon or behind the boat. It can be used by directly looping a rope around it, or with a mooring hook, up to 80 [mm] long.

(not for towing)

SJ Mooring Hook Kit

YMF-4RMHK-US-00



WAVERUNNER COVERS


These tough, durable covers are specifically designed to fit the sleek curves and powerful shape of your machine – so it looks good even when it's not on the water.



Fuel filler access



Ventilation system



Eyelet access



The highest quality water-resistant materials are used, so they shrug off the damaging elements and protect your cover against fading and rot.

Important note: During transport, the cover must always be secured with straps running under the watercraft, using the special reinforced eyelets on the cover sides.

Fuel filler access - The precisely placed zip opening allows easy access to the fuel filler cap without the need to remove the cover.

Eyelet access - The cover allows easy access to the eyelets at the front and stern of the craft for securing with dock lines – or when using tie-down straps for transportation.

Ventilation system - To reduce the risk of humidity formation, these covers have a special ventilation system to allow air to circulate freely around the machine when in storage. The design also helps create a partial vacuum under the cover when moving on a trailer during transport, drawing it more tightly against the hull and topside surfaces.

Model	Black/Charcoal	Gray/Charcoal	Day Covers
Ex Deluxe/Sport Series			
2017-2021	MWV-CVREX-DL-19		MWV-CVREX-DC-17
EXR			
2019-2021	MWV-CVREX-DL-19		MWV-CVREX-DC-17
EX			
2017-2021	MWV-CVREX-BS-18		MWV-CVREX-DC-17
JETBLASTER			
2022-	MWV-CVRJB-BK-22		
GP1800 series			
2017-current	MWV-CVRGP-MC-23		MWV-CVRVX-DC-21
FZR Series			
2009-2016		MWV-CVRFZ-GY-18	
FZS Series			
2015-2017	MWV-CVRFZ-BG-18		
FX series			
2019-2020	MWV-CVRFX-CH-19		MWV-CVRFX-DC-19
2012-2018		MWV-CVRFX-CH-18	
2021			MWV-CVRFX-DC-19
FX CRUISER SERIES			
2019-2020	MWV-CVRRCR-CH-19		MWV-CVRFX-DC-19
2015-2018		MWV-CVRRCR-CH-18	
2021	MWV-CVRRCR-CH-19		MWV-CVRFX-DC-19
VXR series			
2015-2019	MWV-CVRVR-BC-18		MWV-CVRVX-DC-21
VXS series			
2015-2016	MWV-CVRVS-BC-15		
VX Deluxe/VX/VX-C			
2015-2020	MWV-CVRVX-BC-19		MWV-CVRVX-DC-21
2021	MWV-CVRVX-MC-23		MWV-CVRVX-DC-21
VX cruiser series			
2015-2020	MWV-CVRVX-CR-19		MWV-CVRVX-DC-21
2021	MWV-CVRVX-MC-23		MWV-CVRVX-DC-21
V1 series			
2015-2016	MWV-CVRV1-CH-15		
Superjet			
2012-2019	MWV-CVRSJ-GY-19		
2021	MWV-CVRSJ-MC-21		

Storage

UNDER HATCH STORAGE

Custom-made storage specifically designed for the bow storage of VX Series WaveRunners.
 -Features mesh dock line pockets.
 -2.2 [kg] weight limit.

VX Under Hatch Storage	F4N-U511A-V0-00
FX Under Hatch Storage	F5G-U511A-V0-00
GP Under Hatch Bag	F4P-U511A-V0-00



GLOVE BOX ORGANIZER

Custom-made glove box organizer specifically designed for the FX Series WaveRunners.
 -Two Integrated zippered phone holder pockets.
 -Removable Velcro dividers.
 -Cutouts to allow access to WaveRunner outlets.

FX Glove Box Organizer	F5G-F841P-V0-00
VX Glove Box Organizer	F4N-F841P-V0-00
GP Glove Box Organizer	F4P-F841P-V0-00

BOW STORAGE

EX waterproof bow storage	F3Y-K810B-V0-00	With Phone compartment
EX On Hatch storage	F3Y-F83P0-V0-00	Waterproof



STERN STORAGE

Compression-molded Stern Storage bag adds to the already abundant storage to ensure you can bring everything you need for long trips on the water.

VX Stern Storage	F2X-U89A1-V0-00	VX DELUXE / VX CRUISER / VX CRUISER HO 2019-2020
FX Stern Storage	F3X-U89A1-V0-00	50L
VX Stern Storage	F4N-U89A1-V0-00	40L 2021

Audio

FX AUDIO ADAPTER BRACKET

Necessary for the installation of the Yamaha exclusive EcoXGear Bluetooth speakers
 - Includes two cup holders.

Fx Audio Adapter Bracket	F5G-H81M0-V0
--------------------------	------------------------------



MY20 FX SPEAKERS EU KIT

The new, exclusive Yamaha, FX series Bluetooth speakers by EcoXGear
 -Custom FX cup holder mounts and supporting hardware.
 -IP67 Waterproof / Shock resistant / Floating.
 -15+ hours of playtime.
 -Marine grade materials.
 -EcoTalk button for easy activation of Siri & Google voice.
 -EcoConnect paired out of the box, for stereo listening.
 -Bluetooth 4.2 streams wirelessly from up to 30 meters away.

MY20 FX Speaker Set	F3X-H81C0-T0-01
---------------------	---------------------------------

FOOTWELL SPEAKERS FOR EX/EXR/FOOTWELL SPEAKERS

Removable, floating wireless Bluetooth footwell speakers features a quick-release mechanism for charging and listening on the beach. Mounting brackets are permanently mounted on unit.

Footwell speakers Black	F3Y-H81C0-S0-00
Footwell speakers White	F3Y-H81C0-R0-00



SUPERJET AUDIO BRACKET

Solidly build, it allows you to bring your favorite tunes through adrenaline filled rough waves.
-Includes 1/4 inch mounts that can be used with a GoPro or other attachments.

Superjet audio bracket

[F4R-H81M0-V0](#)



SUPERJET HANDLEPOLE PACK

Custom molded, soft-goods material provides additional storage for personal items. Mounts easily onto the handlebars with clips.

-Weather resistant.

Superjet Handlepole pack

[F4R-F847U-V0](#)

SUPERJET FOOTWELL PACK

Custom molded, soft-goods material provides a water-resistant storage for personal items. Features an interior dry bag. Mounts easily with Velcro straps.

-Weather resistant

WR - Superjet Footwell Pack

[F4R-F847U-T0](#)



SUBWOOFER FOR FX

Fits MY2020 and up

-IP67 Waterproof/ Shock resistant /Floating.

-15+ hours of playtime.

-Marine grade materials.

-Bluetooth 4.2 streams wirelessly from up to 30 meters.

FX Subwoofer

[F3X-H81D0-T0-00](#)

FX Subwoofer Control

[F3X-G8280-V0-00](#)

RecDeck

RECDECK

The innovative RecDeck is a first of its kind platform, that extends the usable space on the stern and pairs with a multi-use rack and related lifestyle accessories for all new experiences on the water. Packages include JetFish and Lounging so whether you want to catch the next big one or chill in style and comfort, this brand new line of accessories powers a new passion for what you can do on the water.

-Versatile multi-use platform to enhance on-water versatility.

-Full-length reboarding ladder integration.

-Has tracks to accept other accessories.

-Has MarineMat deck.

-Has 4 cleats to accept Multi-Use Rack and/or other accessories.

FX Recdeck

[F3X-U53A0-V0](#)

VX & GP Recdeck

[F4N-U53A0-V0](#)



RECDECK MULTI-USE RACK

The Multi-Use Rack links with the RecDeck

Platform to secure coolers and also serves as the seat structure for the Lounge Package.

-The Multi-Use Rack is width adjustable up to 72 [cm].

-Has mounting holes on the side to accept rod holders and other accessories.

WR - Recdeck Multi-use Rack

[F3X-F48A0-V0](#)

COOLER SADDLE BAGS

Designed to be used with the RecDeck Multi-Use Rack, these saddlebags attach via Velcro straps for easy on/off attachment. The cooler insulated space allows the bags to be used as a lunchbox or to stow frequently used items while on the water.

-Has 5 [l] capacity.

Cooler Saddle Bag

[F3X-F847U-V0](#)





ROD HOLDER

Fishing rod holder that mounts to the track on the RecDeck

- Removable.
- Adjustable.

Track mounted Rod holder

[MWV-RAMTU-TK-22](#)

RECDECK MOORING COVER

Protects the units and the RecDeck during storage and transportation.

- UV Resistant.
- Wear resistant.

FX Recdeck Mooring cover

[MWV-CVRFX-RD-21](#)

VX Recdeck Mooring cover

[MWV-CVRVX-RD-21](#)

GP Recdeck Mooring cover

[MWV-CVRGP-RD-24](#)



FX PREMIUM JETFISH PACKAGE



JETFISH PACKAGE

Everything you need for your fishing needs.

- Rack.
- Hard cooler.
- Two rod holders.
- Two cup holders.
- Two rail mounted shackles.
- Cargo straps.

Premium Jetfish package

[F3X-U5909-V0-00](#)

LOUNGE PACKAGE

Lounge seat for the recdeck.

- Folding Chair.
- Two saddlebags.

Recdeck lounge package

[F3X-U3730-V0-00](#)



FX RECDECK LOUNGE PACKAGE



RECDECK STORAGE

RecDeck Touring Bag 60ltr

[F5G-F847U-V0-00](#)

RecDeck Stern mounted Storage 50ltr

[F5G-U89A1-V0-00](#)

RECDECK SHADE KIT

The RecDeck Shade Kit pairs with the RecDeck to keep you cool while lounging in the sun.

Compatible with FX, VX, and GP models equipped with the RecDeck. Includes storage bag.

RecDeck Shade kit

[F5G-U31A0-V0-00](#)



YAM Boats Accessories

PART NAME	MODEL	PART NUMBER	T-Series		S-Series					Air-Series			TAF-Series		
			200T	240T	275S	310S	340S	380S	240 Air	275 Air	310 Air (V)	270 Taf	310 Taf	350 Taf	
JOCKEY SEAT FOR 2 PASSENGERS	310Taf/350Taf	SSCLA0002017	No	No	No	No	No	No	No	No	No	No	No	Yes	Yes
AL CONSOLE W/O SIDE SEAT WITH	310Taf	SSCLA0002020	No	No	No	No	No	No	No	No	No	No	No	Yes	Yes
AL CONSOLE WITH SIDE SEAT WITH	350Taf	SSCLA0002021	No	No	No	No	No	No	No	No	No	No	No	No	Yes
AL BACKSEAT FOR 2 PASSENGERS	310Taf/350Taf	SSCLA0002022	No	No	No	No	No	No	No	No	No	No	No	Yes	Yes
FOLDING BAG S BLUE	YAM-200T	SSCLH0001001	Yes	No	No	No	No	No	No	No	No	No	No	No	No
FOLDING BAG M BLUE	YAM-240T YAM-275/310S YAM-240/275/310Air V	SSCLH0001002	No	Yes	Yes	Yes	No	No	Yes	Yes	Yes	Yes	Yes	Yes	No
FOLDING BAG L BLUE	YAM-340/380S	SSCLH0001003	No	No	No	No	Yes	Yes	No	No	No	No	No	No	Yes
FLOOR FOLDING BAG EM BLUE	YAM-275/310S	SSCLH0001005	No	No	Yes	Yes	No	No	No	No	No	Yes	Yes	No	No
FLOOR FOLDING BAG EL BLUE	YAM-340/380S	SSCLH0001006	No	No	No	No	Yes	Yes	No	No	No	No	No	No	Yes
BOW COVER BLACK FOR 340/380S	YAM-340/380S	SSCLH0007303	No	No	No	No	Yes	Yes	No	No	No	No	No	No	Yes
BOW COVER BLACK FOR 240Air WITH SEA SMALL D-RING	YAM-240Air	SSCLH0007304	No	No	No	No	No	No	Yes	No	No	No	No	No	No
BOW COVER BLACK FOR 275/310S/275/310Air-V WITH SEA SMALL D-RING	YAM-275/310S YAM-275/310Air-V	SSCLH0007305	No	No	Yes	Yes	No	No	No	Yes	Yes	Yes	Yes	No	No
BOW COVER BLACK FOR 340/380S WITH SEA SMALL D-RING	YAM-340/380S	SSCLH0007306	No	No	No	No	Yes	Yes	No	No	No	No	No	No	Yes
BOAT COVER BLACK FOR 310S	YAM-310S	SSCLH0007403	No	No	No	Yes	No	No	No	No	No	No	No	Yes	No
BOAT COVER BLACK FOR 340S	YAM-340S	SSCLH0007404	No	No	No	No	Yes	No	No	No	No	No	No	No	Yes
BOAT COVER BLACK FOR 380S	YAM-380S	SSCLH0007405	No	No	No	No	No	Yes	No	No	No	No	No	No	No
BOAT COVER LIGHT GREY FOR 240Air	YAM-240Air	SSCLH0007412	No	No	No	No	No	No	Yes	No	No	No	No	No	No
BOAT COVER BLACK FOR 275S/275Air	YAM-275S YAM-275Air	SSCLH0007413	No	No	Yes	No	No	No	No	Yes	No	Yes	No	No	No
BOAT COVER BLACK FOR 310S/310Air V	YAM-310S YAM-310Air V	SSCLH0007414	No	No	No	Yes	No	No	No	No	Yes	No	Yes	No	No
BOAT COVER BLACK FOR 340S	YAM-340S	SSCLH0007415	No	No	No	No	Yes	No	No	No	No	No	No	No	Yes
BOAT COVER BLACK FOR 380S	YAM-380S	SSCLH0007416	No	No	No	No	No	Yes	No	No	No	No	No	No	No
COVER BLACK FOR YAM 270TAF	YAM-270 TAF	SSCLH0005106	No	No	No	No	No	No	No	No	No	Yes	No	No	No
COVER BLACK YAM 270TAF W JOCKEY-SEAT	YAM-270 TAF	SSCLH0005109	No	No	No	No	No	No	No	No	No	Yes	No	No	No
COVER BLACK FOR YAM 310TAF	YAM-310 TAF	SSCLH0005107	No	No	No	No	No	No	No	No	No	No	No	Yes	No
COVER BLCK YAM 310TAF W JOCKEY-SEAT	YAM-310 TAF	SSCLH0005110	No	No	No	No	No	No	No	No	No	No	Yes	No	No
CVR BL YAM 310TAF WITH CONSOLE (W/O SIDE SEAT) AND BACKSEAT INSTALLED	YAM-310 TAF	SSCLH0005111	No	No	No	No	No	No	No	No	No	No	Yes	No	No
COVER BLACK FOR YAM 350TAF	YAM-350 TAF	SSCLH0005108	No	No	No	No	No	No	No	No	No	No	No	No	Yes
BOAT COVER BLACK FOR YAM 350TAF WITH CONSOLE(WITH SIDE SEAT) AND BACKSEAT INSTALLED	YAM-350 TAF	SSCLH0005112	No	No	No	No	No	No	No	No	No	No	No	No	Yes
CVR BL YAM 350TAF WITH CONSOLE (W/O SIDE SEAT) AND BACKSEAT INSTALLED	YAM-350 TAF	SSCLH0005113	No	No	No	No	No	No	No	No	No	No	No	No	Yes
BOAT COVER LIGHT GREY FOR 200T	YAM-200T	SSCLH0007421	Yes	No	No	No	No	No	No	No	No	No	No	No	No
BOAT COVER LIGHT GREY FOR 240T	YAM-240T	SSCLH0007422	No	Yes	No	No	No	No	No	No	No	No	No	No	No
BOAT COVER GREY PVC FABRIC	YAM-310S YAM-310Air V	SSCLH0007425	No	No	No	Yes	No	No	No	No	Yes	No	Yes	No	No
BOAT COVER GREY PVC FABRIC	YAM-340S	SSCLH0007426	No	No	No	No	Yes	No	No	No	No	No	No	No	Yes
SADDLE BAG BLACK LOGO 75CM	YAM-240/275S YAM-310Air V	SSCLH0007501	No	Yes	Yes	No	No	No	No	No	Yes	Yes	Yes	Yes	Yes
SADDLE BAG BLACK WITH LOGO FOR SEAT 75CM	YAM-275/310/340/380S YAM-240/275/310Air V	SSCLH0007504	No	No	Yes	Yes	Yes	Yes	Yes	Yes	Yes	Yes	Yes	Yes	Yes
MANOTER WITH RUBBER PROTECTION FOR VALVE	YAM-275/310/340/380S YAM-240/275/310Air V	SSCL00024102	Yes		No	No	Yes	Yes	Yes	Yes	Yes	Yes	Yes	Yes	No



YAM Boats Parts

More Spare parts can be found YPEC. Under tab Others/OEM			T-Series		S-Series			Air-Series			TAF-Series			
PART NAME	MODEL	PART NUMBER	200T	240T	275S	310S	340S	380S	240 Air	275 Air	310 Air (V)	270 Taf	310 Taf	350 Taf
VALVE ASS'Y BLACK	YAM-200/240T YAM-275/310/340/380S YAM-240/275/310Air V	SSCL00009112	Yes	Yes	Yes	Yes	Yes	Yes	Yes	Yes	Yes	Yes	Yes	Yes
VALVE TOOL	YAM-200/240T YAM-275/310/340/380S YAM-240/275/310Air V YAM-270Taf/310Taf/350Taf	SSCL00009130	Yes	Yes	Yes	Yes	Yes	Yes	Yes	Yes	Yes	Yes	Yes	Yes
OAR STOPPER BLACK	YAM-200T,YAM-240T	SSCL00010210	Yes	Yes	No	No	No	No	No	No	No	No	No	No
OAR 132cm BLACK	YAM-200T	SSCL00010345	Yes	No	No	No	No	No	No	No	No	No	No	No
OAR 162cm BLACK	YAM-240T 275/310/340/380S YAM-240/275/310Air V YAM-270Taf/310Taf/350Taf	SSCL00010350	No	Yes	Yes	Yes	Yes	Yes	Yes	Yes	Yes	Yes	Yes	Yes
PVC HOOK GREY	YAM-200/240T YAM-275/310/340/380S YAM-240/275/310Air V YAM-270Taf/310Taf	SSCL00021202	Yes	Yes	Yes	Yes	Yes	Yes	Yes	Yes	Yes	Yes	Yes	No
AL JOINER CAP LEFT	YAM-275/310/340S	SSCL00022207	No	No	Yes	No	No	No	No	No	No	No	No	No
AL JOINER CAP RIGHT	YAM-275/310/340S	SSCL00022208	No	No	Yes	No	No	No	No	No	No	No	No	No
AL JOINER CAP RIGHT FOR YAM380S	YAM-380S	SSCL00022209	No	No	No	No	No	Yes	No	No	No	No	No	No
AL JOINER CAP LEFT FOR YAM380S	YAM-380S	SSCL00022210	No	No	No	No	No	Yes	No	No	No	No	No	No
GLUE 30G	YAM-200/240T YAM-275/310/340/380S YAM-240/275/310Air V YAM-270Taf/310Taf/350Taf	SSCL00023102	Yes	Yes	Yes	Yes	Yes	Yes	Yes	Yes	Yes	Yes	Yes	Yes
REPAIR KIT FOR ALL MODEL	YAM-200/240T YAM-275/310/340/380S YAM-240/275/310Air V YAM-270Taf/310Taf/350Taf	SSCL00023110	Yes	Yes	Yes	Yes	Yes	Yes	Yes	Yes	Yes	Yes	Yes	Yes
MANOTER WITH RUBBER PROTECTION FOR VALVE	YAM-275/310/340/380S YAM-240/275/310Air V	SSCL00024102	No	No	Yes	Yes	Yes	Yes	Yes	Yes	Yes	No	No	No
EYE NUT ON THE TRANSOM	YAM-275/310/340/380S YAM-240/275/310Air V	SSCL00026002	No	No	Yes	Yes	Yes	Yes	Yes	Yes	Yes	No	No	No
TANK REST BLACK WITH BUCKLE 40mm	275/310/340/380S YAM-240/275/310Air V YAM-310Taf/350Taf	SSCL00029403	No	No	Yes	Yes	Yes	Yes	Yes	Yes	Yes	No	Yes	Yes
VELCRO SYSTEM L/GREY	YAM-275/310/340/380S YAM-240/275/310Air V YAM-270Taf/310Taf/350Taf	SSCL00047022	No	No	Yes	Yes	Yes	Yes	Yes	Yes	Yes	Yes	Yes	Yes
RUBBING ALL BLACK 6CM WIDTH	YAM-275/310/340/380S YAM-240/275/310Air V	SSCL00081010	No	No	Yes	Yes	Yes	Yes	Yes	Yes	No	No	No	No
LIFTING HANDLE FOR FABRIC BLACK	YAM-275/310/340/380S YAM-240/275/310Air V YAM-270Taf/310Taf/350Taf	SSCL00111001	No	No	Yes	Yes	Yes	Yes	Yes	Yes	Yes	Yes	Yes	Yes
LIFTING HANDLE FOR FABRIC L/ GREY(small)	YAM-200T,YAM-240T	SSCL00111003	Yes	Yes	No	No	No	No	No	No	No	No	No	No
LIFTING HANDLE FOR FABRIC L/GREY(big)	YAM-275/310/340/380S YAM-240/275/310Air V YAM-270Taf/310Taf/350Taf	SSCL00111004	No	No	Yes	Yes	Yes	Yes	Yes	Yes	Yes	Yes	Yes	Yes
BOTTOM FABRIC BLACK	YAM-275/310/340/380S YAM-240/275Air	SSCL00180113	No	No	Yes	Yes	Yes	Yes	Yes	Yes	No	No	No	No
HEXAGON DRAIN PLUG ASSY BLACK	YAM-200/240T YAM-275/310/340/380S YAM-240/275/310Air V YAM-270Taf/310Taf/350Taf	SSCL00181021	Yes	Yes	Yes	Yes	Yes	Yes	Yes	Yes	Yes	Yes	Yes	Yes
AL SEAT 85CM WITH SLIDING SEAT HOOK	YAM-350Taf	SSCL00200267	No	No	No	No	No	No	No	No	No	No	No	Yes
TOWING ROPE 4.0M BLACK	YAM-200/240T YAM-275/310/340/380S YAM-240/275/310Air V YAM-270Taf/310Taf/350Taf	SSCL00311057	Yes	Yes	Yes	Yes	Yes	Yes	Yes	Yes	Yes	Yes	Yes	Yes
SEAT PATCH(G), L/GREY	YAM-200/240T YAM-275/310/340/380S YAM-240/275/310Air V YAM-270Taf/310Taf	SSCL00450012	Yes	Yes	Yes	Yes	Yes	Yes	Yes	Yes	Yes	Yes	Yes	No
SUPER D RING PATCH L/GREY	YAM-275/310/340/380S YAM-240/275/310Air V	SSCL00450021	No	No	Yes	Yes	Yes	Yes	Yes	Yes	Yes	No	No	No
LARGE D RING PATCH, GREY	YAM-200/240T YAM-275/310/340/380S YAM-240/275/310Air V YAM-270Taf/310Taf/350Taf	SSCL00450031	Yes	Yes	Yes	Yes	Yes	Yes	Yes	Yes	Yes	Yes	Yes	Yes
SMALL D RING PATCH GREY	YAM-275/310/340/380S YAM-240/275/310Air V YAM-270Taf/310Taf/350Taf	SSCL00450051	No	No	Yes	Yes	Yes	Yes	Yes	Yes	Yes	Yes	Yes	Yes
MEDIUM D RING PATCH GREY	YAM-200/240T YAM-275/310/340/380S YAM-240/275/310Air V	SSCL04500411	Yes	Yes	Yes	Yes	Yes	Yes	Yes	Yes	Yes	No	No	No
LOCK BASE BLACK	YAM-200/240T YAM-275/310/340/380S YAM-240/275/310Air V YAM-270Taf/310Taf/350Taf	SSCL10101161	Yes	Yes	Yes	Yes	Yes	Yes	Yes	Yes	Yes	Yes	Yes	Yes
OAR LOCK ASS'Y BLACK	YAM-200/240T YAM-275/310/340/380S YAM-240/275/310Air V YAM-270Taf/310Taf/350Taf	SSCL01010074	Yes	Yes	Yes	Yes	Yes	Yes	Yes	Yes	Yes	Yes	Yes	Yes

CAP BLACK	YAM-200/240T YAM-275/310/340/380S YAM-240/275/310Air V YAM-270Taf/310Taf/350Taf	SSCL01010123	Yes	Yes	Yes	Yes	Yes	Yes	Yes	Yes	Yes	Yes	Yes	Yes
LOCK PIN BLACK	YAM-200/240T YAM-275/310/340/380S YAM-240/275/310Air V YAM-270Taf/310Taf/350Taf	SSCL01010135	Yes	Yes	Yes	Yes	Yes	Yes	Yes	Yes	Yes	Yes	Yes	Yes
ROD BLACK	YAM-200/240T YAM-275/310/340/380S YAM-240/275/310Air V	SSCL01010141	Yes	Yes	Yes	Yes	Yes	Yes	Yes	Yes	Yes	Yes	Yes	Yes
HALKEY PUMP ASS'Y	YAM-200T/240T	SSCL01910011	Yes	Yes	No	No	No	No	No	No	No	No	No	No
HALKEY PUMP ASS'Y	YAM-275/310/340/380S	SSCL01910022	No	No	Yes	Yes	Yes	Yes	No	No	No	No	No	No
HIGH PRESSURE PUMP ASS'Y	YAM-240/275/310Air V YAM-270Taf/310Taf/350Taf	SSCL01910051	No	No	No	No	No	No	Yes	Yes	Yes	Yes	Yes	Yes
AL FLOOR GUARD 28*6CM	YAM-275/310S	SSCLB0501033	No	No	Yes	Yes	No	No	No	No	No	No	No	No
AL FLOOR GUARD 33*6CM	YAM-340/380S	SSCLB0501034	No	No	No	No	Yes	Yes	No	No	No	No	No	No
ALLUMINIUM FLOOR SET FOR 275S	YAM-275S	SSCLC0001006	No	No	Yes	No	No	No	No	No	No	No	No	No
ALLUMINIUM FLOOR SET FOR 340S	YAM-340S	SSCLC0001095	No	No	No	No	Yes	No	No	No	No	No	No	No
ALLUMINIUM FLOOR SET FOR 380S	YAM-380S	SSCLC0001096	No	No	No	No	No	Yes	No	No	No	No	No	No
STRINGER 700mm YAM340S	YAM-340S	SSCLC0004001	No	No	No	No	Yes	No	No	No	No	No	No	No
STRINGER 900mm YAM 275S 340S	YAM-275/340S	SSCLC0004008	No	No	Yes	No	Yes	No	No	No	No	No	No	No
NEW STYLE STRINGER 750mm YAM380S	YAM-380S	SSCLC0004101	No	No	No	No	No	Yes	No	No	No	No	No	No
NEW STYLE STRINGER 1100mm YAM380S	YAM-380S	SSCLC0004103	No	No	No	No	No	Yes	No	No	No	No	No	No
STRINGER 1100mm YAM310S	YAM-310S	SSCLC0004113	No	No	No	Yes	No	No	No	No	No	No	No	No
AL SEAT 85CM WITH PVC HOOK	YAM-270Taf/310Taf	SSCLD0001002	No	No	No	No	No	No	No	No	No	Yes	Yes	No
SLIDING SEAT PATCH BLACK	YAM-350Taf	SSCLD0002048	No	No	No	No	No	No	No	No	No	No	No	Yes
WOODEN SEAT 100CM L/GREY	YAM-340/380S	SSCLD0200361	No	No	No	No	Yes	Yes	No	No	No	No	No	No
WOODEN SEAT 75CM L/GREY	YAM-200T YAM-240Air	SSCLD0200561	Yes	No	No	No	No	No	Yes	No	No	No	No	No
WOODEN SEAT 85CM L/GREY	YAM-240T YAM-275/310S YAM-275/310Air V	SSCLD0200661	No	Yes	Yes	Yes	No	No	No	Yes	Yes	No	No	No





YAMALUBE®





Yamalube lubricants and Careline marine products

FOR THE SMOOTH, LONG TERM RELIABILITY OF YOUR YAMAHA, THERE'S SIMPLY NOTHING BETTER!

Yamalube marine lubricants are specifically formulated for Yamaha outboard engines and personal watercraft - and tested to levels they would never normally experience in the hands of an owner. The result is a smoother, more confident ride every time you hit the water.

QUALITY PROTECTION FOR EXTREME CONDITIONS

Yamalube is designed to work at its best under pressure - the sort it will face every day in Yamaha's mighty XTO.

HELPING ENGINES TO LIVE LONGER

By minimizing engineering enemies like spark-plug fouling, ring-sticking and pre-ignition, Yamalube oil protects engines better - for longer.

KEEPING YOUR ENGINE CLEANER

The powerful, efficient action of the anti-oxidants in Yamalube marine lubricants keep engine components clean and prevent the formation of sludge.

ANTI-CORROSION AND ANTI-RUST

Special features fight corrosion and rust, ensuring maximum protection of the engine's internal components against the hazards of the marine environment.

FORMULATED TO NMMA STANDARDS

To be certified by the NMMA (National Marine Manufacturers Association) engine oils must meet their stringent standards for viscosity, corrosion, filter-plugging, foaming and aeration.



FC-W FULLY SYNTHETIC 5W-30 4 STROKE MARINE OIL

This high-performance motor oil, has been developed for 4-stroke outboard motors and 4-stroke Yamaha personal watercraft.

FEATURES & BENEFITS

Good anti-wear protection

Powerful anti-oxidant action to protect engine parts and keep them clean

Long lasting protection against engine stress, resulting in smooth operation of the engine

Improved detergency and dispersancy to keep the engine clean and preserve its power & fuel efficiency

Good anti-corrosion and anti-foaming properties

To give your customer the best possible advice, please see the Yamalube application charts.



SPECIFICATIONS

Oil GRADE	SAE	5W-30
Colour	Visual	Brown
Density at 15°C (59°F)	ASTM D1298	0.853 g/cm ³
Kinematic viscosity at 100°C (212°F)	ASTM D445	11.20 mm ² /s
Viscosity index	ASTM D2270	259
Flash point	ASTM D92	225°C
Pour point	ASTM D97	-45°C
Total Base Number	ASTM D2896	7.50 mg KOH/g





FC-W FULLY SYNTHETIC 10W-30 MARINE OIL

Very high performance motor oil specially developed for 4-stroke outboard motors.

FEATURES & BENEFITS

Improved fuel economy

Advanced anti-wear protection

Powerful anti-oxidant action to protect engine parts and keep them clean

Unique corrosion inhibitor protects the vital engine parts against the marine environment - both when running and at idle

Good detergency & dispersancy to clean the engine and preserve its power

Excellent shear stability to ensure good lubrication under all conditions

To give your customer the best possible advice, please see the Yamalube application charts.



SPECIFICATIONS

Oil GRADE	SAE	10W-30
Colour	Visual	Brown
Density at 15°C (59°F)	ASTM D1298	0.879 g/cm ³
Kinematic viscosity at 100°C (212°F)	ASTM D445	10.8 mm ² /s
Viscosity index	ASTM D2270	145
Flash point	ASTM D92	225°C
Pour point	ASTM D97	-37.5°C
Total Base Number	ASTM D2896	6.88 mg KOH/g
Sulphated ash	ASTM D874	0.76 mass %



10W-30 SEMI SYNTHETIC MARINE OIL

This high-performance motor oil, has been developed for 4-stroke outboard motors and 4-stroke Yamaha personal watercraft.

FEATURES & BENEFITS

Good anti-wear protection

Powerful anti-oxidant action to protect engine parts and keep them clean

Long lasting protection against engine stress, resulting in smooth operation of the engine

Improved detergency and dispersancy to keep the engine clean and preserve its power & fuel efficiency

Good anti-corrosion and anti-foaming properties

To give your customer the best possible advice, please see the Yamalube application charts.



SPECIFICATIONS

STANDARDS: Exceeds API SJ standards

OIL GRADE	SAE	10W-30	10W-40
Colour	Visual	Brown	Brown
Density at 15°C (59°F)	ASTM D1298	0.880 g/cm ³	0.879 g/cm ³
Kinematic viscosity at 100°C (212°F)	ASTM D445	10.8 mm ² /s	13.4 mm ² /s
Viscosity index	ASTM D2270	147	155
Flash point	ASTM D92	224°C	220°C
Pour point	ASTM D97	-40°C	-40°C
Total Base Number	ASTM D2896	7.64 mg KOH/g	7.61 mg KOH/g
Foam sequence II	ASTM D892	20/0 ml max.	20/0 ml max.
Sulphated ash	ASTM D874	1.0 mass %	1.02 mass %





YAMALUBE 2-W SEMI SYNTHETIC ENGINE OIL

A premium semi-synthetic oil, specially developed, tested and approved by Yamaha for 2-stroke Yamaha personal watercraft engine


FEATURES & BENEFITS

- Low ash minimizes plug fouling and pre-ignition
- Detergent/dispersant formulation to minimize deposits on pistons and cylinder rings
- Good lubricity and anti-scuffing protection for smooth engine operation
- Good anti-corrosion and anti-rust capability
- Reduces production of exhaust smoke
- To give your customer the best possible advice, please see the Yamalube application charts.



SPECIFICATIONS

	Visual	Purple
Colour	Visual	Purple
Density at 15°C (59°F)	ASTM D1298	0.8628 g/cm ³
Kinematic viscosity at 100°C (212°F)	ASTM D445	6.74 mm ² /s
Viscosity index	ASTM D2270	136
Flash point	ASTM D92	96°C
Pour point	ASTM D97	-42°C
Total Base Number	ASTM D2896	1.6 mg KOH/g



YAMALUBE TC-W3 2-M ENGINE OIL

High quality special formulation for 2-stroke marine engines. Developed, tested and approved by Yamaha.

FEATURES & BENEFITS

High quality anti-wear formula to protect against piston binding

Enhances the cleanliness of engine components - particularly the piston and exhaust port - and prevents sludge formation

Outstanding anti-corrosion and anti-rust capability to provide protection for the engine components

Lowers exhaust smoke by burning without leaving sticky deposits

Reduces ring-sticking, spark plug fouling and pre-ignition

Withstands the high temperatures and pressures found in modern engines - low aquatic toxicity

To give your customer the best possible advice, please see the Yamalube application charts.



SPECIFICATIONS

Colour	Visual	Dark Green
Density at 15°C (59°F)	ASTM D1298	0.8714 g/cm ³
Kinematic viscosity at 100°C (212°F)	ASTM D445	6.807 mm ² /s
Viscosity index	ASTM D2270	145
Flash point	ASTM D92	88°C
Pour point	ASTM D97	-45°C
Total Base Number	ASTM D2896	10.7 mg KOH/g

YAMALUBE GL5 SAE90 GEAR OIL

This top-performance GL5 gear oil is compatible with all the middle and big outboards engines, including all XTO. Developed, tested and approved by Yamaha.

FEATURES & BENEFITS

Extreme pressure and anti-wear properties give good gear performance under heavy loads and repeated shocks.

Provides very good rust protection against the harsh conditions of the marine environment

High oxidation stability and thermal resistance helps prevent the formation of deposits around seals

Smooth, easy gear shifting is ensured, both at high and low temperatures

Designed to control foaming in the gear case

Retains viscosity and leaves a protective oil film on all surfaces

To give your customer the best possible advice, please see the Yamalube application charts.



SPECIFICATIONS

STANDARDS: Equivalent to API GL5 specifications

OIL Grade	SAE90	GL5
Colour	Visual	Brown
Density at 15°C (59°F)	ASTM D1298	0.899 g/cm3
Kinematic viscosity at 100°C (212°F)	ASTM D445	16.55 mm2/s
Viscosity index	ASTM D2270	98
Flash point	ASTM D92	232°C
Pour point	ASTM D97	-18°C
Total Acid Number	ASTM D664	2.23 mg KOH/g
Foam sequence II	ASTM D892	10/0 ml max.

YAMALUBE GL4 SAE90 GEAR OIL

A premium quality gear oil developed for all outboard gear cases. Developed, tested and approved by Yamaha.

FEATURES & BENEFITS

Better cold flow characteristics ensure easier engine starting

Excellent viscosity stability in use, with reduced friction

Exceptional anti-wear and anti-corrosion protection to prolong engine life

Good anti-oxidant action and detergency to protect engine parts and keep them clean

Strong dispersancy to keep carbon particles in suspension and prevent the build-up of damaging sludge

To give your customer the best possible advice, please see the Yamalube application charts.



SPECIFICATIONS

STANDARDS: Equivalent to API CF specifications

OIL Grade	SAE90	GL4
Colour	Visual	Brown
Density at 15°C (59°F)	ASTM D1298	0.895 g/cm3
Kinematic viscosity at 100°C (212°F)	ASTM D445	15.22 mm2/s
Viscosity index	ASTM D2270	97
Flash point	ASTM D92	224°C
Pour point	ASTM D97	-18°C
Total Acid Number	ASTM D664	1.06 mg KOH/g
Foam sequence II	ASTM D892	10/0 ml max.

YAMALUBE GEAR OIL PUMP

This handy pump makes light work of gearbox oil changes on outboards. Designed to fit the Yamalube 1 Litre gear oil containers, it comes complete with adapters to fit the gearbox fillers on all Yamaha models, as well as most other leading brands.

FEATURES & BENEFITS

Simple and compact

Easy operation



PACKAGING SIZE	CONTAINER TYPE	PACK LOT	PART NUMBER
1 Pcs		1x	YMD-GL4PM-P1-00

YAMALUBE LICAL GREASE

Premium multi-purpose grease - combining the advantages of both lithium and calcium - dispersed in highly refined base oils. It contains anti-wear and extreme pressure additives, anti-oxidants and corrosion inhibitors. Developed, tested and approved by Yamaha.

FEATURES & BENEFITS

Mixability with almost all other conventional soap greases

Excellent mechanical stability prevents ejection - or losses of consistency - even under severe operating conditions

Very good pumpability

Does not contain lead or other heavy metals considered harmful to health or the environment

Outstanding water-resistance. In fact, no significant change in performance has been observed, even when this grease has been deliberately contaminated with water

Can help to lower maintenance costs

Equivalent to ISO 6743-9: L-XBDHB 2 and DIN 51 502: KP2K – 25 Standards



PACKAGING SIZE	CONTAINER TYPE	PACK LOT	PART NUMBER
250 ML	Tube	12x	YMD-69010-0T-A3
400 GR	Cartridge	1x	YMD-69010-0C-02



YAMALUBE HYDRAULIC STEERING FLUID

Yamalube Hydraulic Steering Fluid is a perfectly blended oil that combines corrosion inhibitors, anti-wear agents and viscosity stabilizers with the aim of extending the longevity and quality of your boat's steering system performance.

FEATURES & BENEFITS

Fulfills the requirements of DEXRON II D

Compatible with Lecomble & Schmitt system

Protection against wear and corrosion

High shear stability

Excellent low-temperature properties

Excellent ageing behavior

High thermal stability

Excellent shifting properties

Broad application spectrum.



PACKAGING SIZE	CONTAINER TYPE	PACK LOT	PART NUMBER
1 L	Bottle	12x	YMD-65049-17-20

YAMALUBE EFI STORAGE FOGGING OIL 1L

Designed to lubricate, prevent rust and protect internal engine components. Yamalube Engine Fogging Oil offers superior film retention, providing long-term protection against corrosion and dry starts, extending engine life and reducing operating expense. Excellent for winter storage and during extended storage periods.

FEATURES & BENEFITS

- Excellent for winter storage
- Protect internal engine components
- Enhanced engine life, prevent rust
- Reducing operating expense
- No dry starts after storage



APPLICATION


Yamalube EFI engine storage fogging oil can be added to the fuel tank directly or mixed in a separate container and then emptied into the fuel tank. Important! Use the correct mixing ratio:

- Mixing ratio (normal water conditions) 1:40 (2.5%)
- Mixing ratio (salt water conditions) 1:20 (5%)

Important: Not mixable with Fuel Stabilizer and System Guard, use only one system/product

SPECIFICATIONS	TEST ACCORDING TO	UNIT	VALUES
Colour			dark-yellow
Density at 20 °C	ASTM D4052	g/cm ³	0.834
Viscosity at 40 °C		mm ² /s	4.8
Lower explosive limit		Vol. %	0.6
Upper explosive limit		Vol. %	7.0
Flashpoint		°C	101

PACKAGING SIZE	CONTAINER TYPE	PACK LOT	PART NUMBER
1L	Bottle	12	YMD-65049-18-70



YAMALUBE STORAGE FOGGING OIL STOR-RITE

FEATURES & BENEFITS

- Excellent for winter storage
- Protect internal engine components
- Enhanced engine life, prevent rust
- Reducing operating expense
- No dry starts after storage
- Additional nozzle with tube for precise application



APPLICATION

Do this outside in a well-ventilated area.
 Start the motor and warm it to normal operation temperature.
 Spray Yamaha Stor-Rite engine fogging oil into carburetor or throttle plate/intake tract (≈15 sec. each).

SPECIFICATIONS	TEST ACCORDING TO	UNIT	VALUES
Colour			dark-yellow
Density at 20 °C	ASTM D4052	g/cm ³	0.834
Flashpoint		°C	<-25

PACKAGING SIZE	CONTAINER TYPE	PACK LOT	PART NUMBER
300 ML	Aerosol can	12x	YMD-65049-18-81

COMING SOON

YAMALUBE FUEL STABILIZER

A fuel oxidation protection, binds water and protects the system from rust and corrosion. For petrol and diesel systems.



PACKAGING SIZE	CONTAINER TYPE	PACK LOT	PART NUMBER
125 ML	bottle	12x	YMD-65049-18-60
300 ML	Aerosol can	12x	YMD-65049-18-80



YAMALUBE SYSTEM GUARD

Cleans the entire fuel system and dissolves deposits. Improves corrosion protection and binds water. Long-term effect.



PACKAGING SIZE	CONTAINER TYPE	PACK LOT	PART NUMBER
125 ML	bottle	12x	YMD-65049-19-80





YAMALUBE CONTACT CLEANER

A non-chlorinated degreasing agent which removes persistent dirt, grease and grime from contacts, electrical systems and spark plugs.

FEATURES & BENEFITS

The exclusive formula replaces standard chlorinate-based cleaners and is therefore less aggressive to some plastics.

APPLICATION

Spray from a short distance directly onto dirty areas

Allow approximately 10 seconds to dry

Finish drying off with a rag or compressed air



PACKAGING SIZE	CONTAINER TYPE	PACK LOT	PART NUMBER
400 ML	Aerosol can	12x	YMD-65049-A0-93

YAMALUBE CARBURETOR & INJECTOR CLEANER

A powerful formula, specially developed to eliminate deposits and varnish on butterfly valves, throttle-chambers, nozzles, tanks, floats, and venturi tubes.

FEATURES & BENEFITS

Reduces fuel consumption while increasing engine performance. It also helps the engine idle more evenly and improves acceleration - clean engines last longer too!

APPLICATION

With the engine turned off, spray the Yamalube Carburetor & Injector Cleaner into the air intake pipe Leave for 10 minutes

Repeat with the engine on, spraying the product directly onto nozzles, throttle-chambers etc.



PACKAGING SIZE	CONTAINER TYPE	PACK LOT	PART NUMBER
400 ML	Aerosol can	12x	YMD-65049-A1-03



YAMALUBE CLEANING GEL

This cleaning gel is designed for use on all components to remove dirt, grime and grease quickly and efficiently. Its gentle acid and alkaline-free formula ensures that there's no risk of damage or staining.

FEATURES & BENEFITS

Removes the toughest contaminants actively and without residue

Incorporates anti-corrosion additives

Adheres strongly, even to vertical surfaces

Dries without residue and leaves a lasting shine.

APPLICATION

Spray the entire vehicle with Yamalube Cleaning Gel, let it work in for 5 minutes, then rinse down thoroughly with a strong water jet

For extreme contamination (e.g. chain grease or encrusted oil) leave it to work for up to 30 minutes after application before thoroughly rinsing down, until there is no more noticeable foaming - if necessary, a sponge can be used to remove the toughest blemishes or dirt.

Do not use in direct sunlight or on hot surfaces.!



TYPE	PACKAGING SIZE	CONTAINER TYPE	PACK LOT	PART NUMBER
Pro-Active Cleaning Gel	500 ML	Bottle	6x	YMD-65049-18-90
Pro-Active Cleaning Gel	20 L	Barrel	1x	YMD-65049-19-00
Tap for 25 L barrel	1 Pcs		3x	YMD-65049-P0-21

YAMALUBE PARTS CLEANER

Yamalube Parts Cleaner is a potent multipurpose degreaser designed to clean and degrease **metal parts**.

FEATURES & BENEFITS

Brings engine back to its original appearance

Effectively dissolves and removes stains, dirty grease, oil, fuel and grime without the need for water

Safe on most painted metal surfaces

APPLICATION

Spray 20 cm from the surface

Allow approximately 10 seconds to dry

Respray on very dirty areas



PACKAGING SIZE	CONTAINER TYPE	PACK LOT	PART NUMBER
400 ML	Aerosol can	12x	YMD-65049-A0-72

YAMALUBE SILICONE SPRAY

Black engine parts often suffer from dulling as a result of the harsh environment to which they are exposed and especially from the effect of sun-bleaching. Yamalube Silicon Spray restores and refreshes sun-bleached parts while protecting plastics.

FEATURES & BENEFITS

Yamalube Silicone Spray serves to optically refurbish:

- Greyed and bleached metal parts painted or unpainted (e.g. engine block, engine side covers, etc.)

- Rough and varnished plastic and rubber parts

APPLICATION

Wash thoroughly with Yamalube Cleaning Gel and then chamois it down

Shake the can well and spray on a thin, even coat from about 20 cm away. Then allow to dry thoroughly

Wipe down any smooth plastic parts, such as linings, with an absorbent cloth after application

Note: To protect surfaces that are not to be treated, do not spray directly on these parts.



PACKAGING SIZE	CONTAINER TYPE	PACK LOT	PART NUMBER
300 ML	Aerosol can	6x	YMD-65049-19-60

A full maintenance at your official YAMAHA dealer is not a SIMPLE oil exchange !

- Check/Replace Timing belt
- Replace filter OCV
- Check fuel/oil leakage
- Check and replace the thermostat
- Check/Adjust/replace Fuel filter
- Check internal anodes
- Check cooling water leakage
- Replace sparkplugs
- Spray surface protection
- Check Wiring harness connections/ Wiring coupler connections
- Change engine oil filter
- Check cowling clamp
- Check tightening of general bolts
- Check pilot water
- Check greasing point
- Replace engine oil gasket
- Apply grease to engine shaft grooves
- Replace engine oil
- Check/Adjust PTT oil level
- Check exhaust leakage
- Check gear oil leakage
- Check impeller Water pump housing
- Replace gear oil gaskets
- Replace impeller Water pump housing
- Remplacer le joint de vidange/ remplissage d'huile d'embase
- Check/Replace external anodes
- Reset maintenance alarm on hourmeter
- Check/Apply grease to propeller shaft
- Connect YDIS : read and save the engine ECU memory
- Check/Apply grease to SDS system
- Rinse the cooling system with fresh water during 1 hour
- Check/Replace Propeller/ Propeller nut/ Cotter pin
- Check applicable improuvent campaign or recall

Liste non exhaustive, périodicité et informations complémentaires auprès de votre concessionnaire agréé.

Application charts for Yamalube marine products

YAMALUBE LUBRICANTS FOR: OUTBOARD ENGINES, WAVERUNNERS AND HYDRADRIVE (STERNDRIVE) ENGINES

APPLICATION	SAE	AVAILABLE PACKAGING SIZE	CONTAINER TYPE	PACK LOT	PART NUMBER
4-S Fully Synthetic Marine Oil					
4-stroke engines	5W-30	1 L	Bottle	12x	YMD-63080-01-00
		4 L	Bottle	4x	YMD-63080-04-00
4-S Super Synthetic Marine Oil					
4-stroke engines	10W-30	1 L	Bottle	12x	YMD-63070-01-00
		4 L	Bottle	4x	YMD-63070-04-00
		60 L	Barrel	1x	YMD-63070-60-00
4-S Synthetic Marine Oil					
4-stroke engines	10W-30	1 L	Bottle	12x	YMD-63050-01-00
		4 L	Bottle	4x	YMD-63050-04-00
		60 L	Barrel	1x	YMD-63050-60-00
		200 L	Drum	1x	YMD-63052-08-00
	10W-40	1 L	Bottle	12x	YMD-63060-01-00
		4 L	Bottle	4x	YMD-63060-04-00
		60 L	Barrel	1x	YMD-63060-60-00
		200 L	Drum	1x	YMD-63062-08-00
2-W engine oil					
2-stroke engines	NA	1 L	Bottle	12x	YMD-63023-01-10
		4 L	Bottle	4x	YMD-63023-04-00
2-M Super engine oil					
2-stroke engines	NA	1 L	Bottle	12x	YMD-63021-01-A4
		4 L	Bottle	4x	YMD-63021-04-01
		60 L	Barrel	1x	YMD-63021-60-04
Sterndrive diesel oil					
Sterndrive diesel engines	15W-40	1 L	Bottle	12x	YMD-63042-01-A3
		4 L	Bottle	4x	YMD-63042-04-01
		60 L	Barrel	1x	YMD-63042-60-01
SAE90 GL5 gear oil					
All middle and big outboards engines, including all XTO & all sterndrive gear cases	NA	1 L	Bottle	12x	YMD-73011-10-03
		20 L	Barrel	1x	YMD-73011-20-03
		60 L	Barrel	1x	YMD-73011-60-02
		200 L	Drum	1x	YMD-73011-20-52
SAE90 GL4 gear oil					
All outboard gear cases	NA	250 ML	Tube	12x	YMD-73010-0T-A3
		1 L	Bottle	12x	YMD-73010-10-A3
		20 L	Barrel	1x	YMD-73010-20-03
		60 L	Barrel	1x	YMD-73010-60-02
		200 L	Drum	1x	YMD-73010-20-52

YAMALUBE CARELINE

APPLICATION	AVAILABLE PACKAGING SIZE	CONTAINER TYPE	PACK LOT	PART NUMBER
Lical Grease				
Outboard, personal watercraft and inboard gear cases	250 ML	Tube	12x	YMD-69010-0T-A3
	400 GR	Cartridge	12x	YMD-69010-0C-02
Gear Oil Pump				
Gear oil pump 1L	1 Pcs		1x	YMD-GL4PM-P1-00
<i>Yamalube Oil Funnel</i>			1x	DBY-ACC50-50-46
Grease WR No2				
Grease WR	200 GR	Tube	12x	90790-74068

YAMALUBE LUBRICANTS FOR: OUTBOARD ENGINES (BY MODEL)

HP	MODEL	ENGINE OIL				GEAR OIL		
		SAE		Yamalube TYPE	ENGINE OIL CHANGE QUANTITY (LITRE)	SAE	GRADE	LITRE
4-Stroke								
2.5	F2.5A	10W-30	10W-40	•	0.4	90	GL-4	0.75
4	F4A	10W-30	10W-40	•	0.5	90	GL-4	0.1
4 ~ 6	F4B / F5A / F6C	10W-30	10W-40	•	0.6	90	GL-4	0.1
6 ~ 8	F6B / F8C / F8F / FT8D / FT8G	10W-30	10W-40	•	0.8	90	GL-4	F: 0.15 / FT: 0.37
9.9	F9.9F / FT9.9G	10W-30	10W-40	•	0.8	90	GL-4	F: 0.15 / FT: 0.37
9.9 ~ 15	F9.9C / FT9.9D / F15A / F15B	10W-30	10W-40	•	1.2	90	GL-4	F: 0.25 / FT: 0.37
9.9 ~ 20	F9.9H / F13.5B / F15C / F20B / F20C	10W-30	10W-40	•	1.8	90	GL-4	0.3
20 ~ 25	F20D / F25D / FT25F	10W-30	10W-40	•	1.6	90	GL-4	F: 0.32 / FT: 0.43
25	F25G	10W-30	10W-40	•	1.1	90	GL-4	0.37
30 ~ 40	F30A / F30B / F40B / F40F	10W-30	10W-40	•	1.7	90	GL-4	0.43
30 ~ 40	F30B / F40F	10W-30	10W-40	•	1.7	90	GL-4	0.43
40 ~ 60	F40D / F50F / F50D / FT50C / F60C / FT50G / FT60T	10W-30	10W-40	•	2.1	90	GL-4	F: 0.43 / FT: 0.67
70	F70A	10W-30	10W-40	•	2.1	90	GL-4	0.67
80 ~ 100	F80B / F100D	10W-30	10W-40	•	3.7	90	GL-4	0.67
80 ~ 100	F80C / F100B	10W-30	10W-40	•	3.7	90	GL-4	0.76
115	F115A / FL115A	10W-30	10W-40	•	3.7	90	GL-4	F: 0.76 / FL: 0.72
115	F100F / F115B / FL115B / F130A	10W-30	10W-40	•	3.2	90	GL-4	F: 0.76 / FL: 0.72
150	F150A / FL150A / F150D / FL150D	10W-30	10W-40	•	4.7	90	GL-4	F: 0.98 / FL: 0.87
175	F175A	10W-30	10W-40	•	4.5	90	GL-4	0.98
200	F200F / FL200F / F200G / FL200G	10W-30	10W-40	•	4.5	90	GL-4	0.98
200	F200A / FL200A / F200B / FL200B / F200C / FL200C	10W-30	10W-40	•	4.7	90	GL-4	F: 1.15 / FL: 1.0
225	F225A / FL225A / F225B / FL225B	10W-30	10W-40	•	4.7	90	GL-4	F: 1.15 / FL: 1.0
225	F225C	10W-30	10W-40	•	4.7	90	GL-4	0.92
250	F250A / FL250A / F250B / FL250B	10W-30	10W-40	•	4.7	90	GL-4	F: 1.15 / FL: 1.0
225 ~ 300	F225F / FL225F / F250D / FL250D / F300B / FL300B	10W-30	10W-40	•	6.3	90	GL-5	F: 1.04 / FL: 1.0
300 ~ 350	F300A / FL300A / F350A / FL350A	10W-30	10W-40	•	6.5	90	GL-5	F: 1.52 / FL: 1.31
375 ~ 425	F(L)375 XTO / F(L)425 XTO	10W-30	10W-40	•	7.8	9	GL-5	F: 1.52 / FL: 1.31
2-Stroke								
4 ~ 5	4A/B/C ~ 5C	TCW3-RL	NA	+	NA	90	GL-4	0.1
6 ~ 8	6C ~ 8C	TCW3-RL	NA	+	NA	90	GL-4	0.16
9.9 ~ 15	9.9D / 9.9F ~ 15D / 15F	TCW3-RL	NA	+	NA	90	GL-4	0.19
20	20C	TCW3-RL	NA	+	NA	90	GL-4	0.18
20 ~ 25	20D ~ 25D	TCW3-RL	NA	+	NA	90	GL-4	0.37
25 ~ 30	25B/X ~ 30H	TCW3-RL	NA	+	NA	90	GL-4	0.32
25 ~ 30	25J ~ 30D	TCW3-RL	NA	+	NA	90	GL-4	0.2
40 ~ 50	40V/X/Y ~ 50H	TCW3-RL	NA	+	NA	90	GL-4	0.43
50 ~ 55	50G ~ 55B	TCW3-RL	NA	+	NA	90	GL-4	0.5
60 ~ 90	60F / 70B / 75A / 80A / 85A / 90A	TCW3-RL	NA	+	NA	90	GL-4	0.61
115 ~ 130	115A ~ 130C	TCW3-RL	NA	+	NA	90	GL-4	0.61
150	150A/F/G/J	TCW3-RL	NA	+	NA	90	GL-4	0.98 / L: 0.87
150 ~ 200	Z150P ~ Z200P	TCW3-RL	NA	+	NA	90	GL-4	Z: 0.98 / LZ: 0.87
175 ~ 200	175A/B/D/F/G/H ~ 200G	TCW3-RL	NA	+	NA	90	GL-4	0.98
200	200A/C/F/H/J	TCW3-RL	NA	+	NA	90	GL-4	0.98 / L: 0.87
200	Z200N / LZ200N	TCW3-RL	NA	+	NA	90	GL-4	Z: 0.98 / LZ: 0.87
200	Z200P/Q	TCW3-RL	NA	+	NA	90	GL-4	0.98
225 ~ 250	225B/C/D/F/G/H ~ 250A/C/D/G	TCW3-RL	NA	+	NA	90	GL-4	1.15 / L: 1.0
250 ~ 300	Z250C/D/F - LZ250C/D/F ~ Z300A / LZ300A	TCW3-RL	NA	+	NA	90	GL-4	Z: 1.15 / LZ: 1.0
300	Z300B	TCW3-RL	NA	+	NA	90	GL-4	1.0

YAMALUBE LUBRICANTS FOR: WAVERUNNERS

MODEL	ENGINE OIL	SAE	grade	Oil Capacity
4-Stroke				
GP 1800R HO/ GP 1800R SVHO/ FX HO/FX CR HO/ FX SVHO/ FX CR SVHO/ FX LTD SVHO/ VX CR HO/ VX LTD HO	1812 cm ³ / 4 cyl	10W30 / 10W40	Synthetic or semi-synthetic engine oil	5,3L
EX / EX SPORT / EX DELUXE / EXR / VX / VX Deluxe / VX CRUISER / VX CRUISER HO / VX LIMITED / JETBLASTER	1049 cm ³ / 3 cyl	10W30 / 10W40	Synthetic or semi-synthetic engine oil	3,7L
V1 / VX / FX140 / FX160	1052 cm ³ / 4 cyl	10W30 / 10W40	Synthetic or semi-synthetic engine oil	4,5L
SUPERJET (2021--)	1049 cm ³ / 3 cyl	10W30 / 10W40	Synthetic or semi-synthetic engine oil	3,7L

YAMALUBE LINE-UP CONVERSION TABLE

Usage	Old Line Up		New Line Up				
	4-Stroke		Especially good for low/medium/high HP				
IF USED	Fuel ECO 10W30	UPGRADE TO	Synthetic 10W30	OR	Super Synthetic FC-W 10W30	OR	Fully Synthetic FC-W 5W30
IF USED	Fuel ECO 10W40	UPGRADE TO	Synthetic 10W40				
IF USED	FC-W 10W30	UPGRADE TO		OR	Super Synthetic FC-W 10W30		Fully Synthetic FC-W 5W30
IF USED	FC-W 10W40	UPGRADE TO		OR	Super Synthetic FC-W 10W30		Fully Synthetic FC-W 5W30

FULLY SYNTHETIC FC-W 5W30

This premium marine engine oil offers excellent fuel economy and extended oil drain intervals, along with ultimate engine cleanliness & protection. Important note: Use this oil only after the running-in period - and for engines with low mileage. As a guide, we recommend you do not use this oil for an engine which is more than 7 years old.

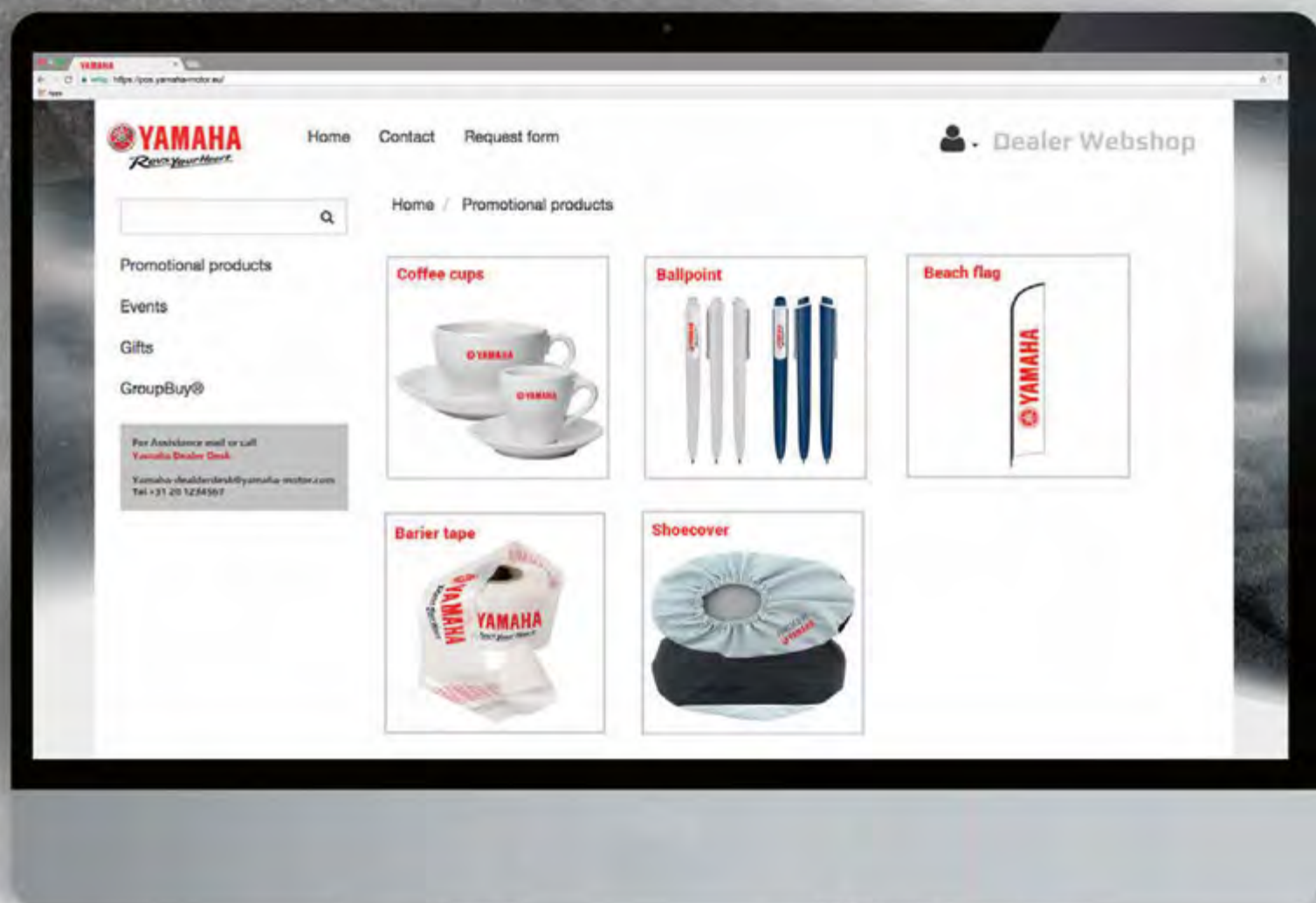


VISIT OUR MARINE DEALER WEBSHOP

Dedicated webshop for Dealers


POS material

Corporate items to support Dealer VI program



>> Visit the webshop on <http://pos.yamaha-motor.eu>



 **YAMAHA**



Workwear collection

Our genuine Yamaha mechanics workwear collection provides modern patterns, comfortable fabric and a wide choice of items.

The workwear is designed to make sure our mechanics can focus on the job, and there is official Yamaha workwear for all weather types.



Mechanic Full Suit Men

Part No. [Y22-BS102-B7](#) XX

SIZE: 44-46-48-50-52-54-56-58-60-62

Functional and comfortable full suit for work with several pockets and elastic waist. Good to move during work.

- Cotton polyester fabric
- Clean front zipper closure, opening 2 sides
- Elastic at waist and stretch material inside crotch
- Functional pockets
- Back elastic part and back gussets for more movements
- Light padded cordura knee area
- Washable up to 60 degrees





Mechanic Bib & Brace Men

Part No. [Y22-BS103-B7](#) XX

SIZE: 44-46-48-50-52-54-56-58-60-62

Comfortable Bib & Brace for work with easy buckle and strap construction, and elastic parts to move easy during work.

- Cotton polyester fabric
- Front buckle with straps structure
- Elastic at waist and stretch material inside crotch
- Functional pockets
- Back elastic part for better movement
- Light padded cordura knee area
- Washable till 60 degrees





Mechanic Pants Regular Men and Mechanic Pants Extra Long Men

Part No. Regular [Y22-BS1R0-B7](#) XX
inseam length 77 cm

Part No. Extra Long [Y22-BS1L0-B7](#) XX
inseam length 81 cm

SIZE: 44-46-48-50-52-54-56-58-60-62

Comfortable work pants with adjustable waistband and functional pockets. Regular size.

- Cotton polyester fabric
- Leg opening with zipper
- Elastic at waist and stretch material inside crotch
- Functional pockets
- Back elastic part for better movement
- Light padded cordura knee area
- Washable up to 60 degrees





Mechanic Shorts Men

Part No. [Y22-BS1H2-B7](#) XX

SIZE: 44-46-48-50-52-54-56-58-60-62

Comfortable shorts for work with adjustable waistband and functional pockets.

- Cotton polyester fabric
- Elastic at waist and stretch material inside crotch
- Functional pockets
- Back elastic part for better movement
- Washable up to 60 degrees





Mechanic Bodywarmer Men

Part No. [Y22-BT106-B7](#) XX

SIZE: 1S-0S-0M-0L-1L-2L-3L

Bodywarmer softshell outside, inside warm fleece with 2 pockets and Yamaha branded badges.

- Polyester spandex softshell fabric
- Water resistant and breathable
- Inside soft fleece
- 2 Zippered pockets
- Washable up to 40 degrees celsius





Mechanic Softshell Men

Part No. [Y22-BJ102-B7](#) XX

SIZE: 1S-0S-0M-0L-1L-2L-3L

Softshell outside and inside warm fleece with 2 pockets and Yamaha branded badges.

- Polyester spandex softshell fabric
- Water resistant and breathable
- Inside soft fleece
- 2 Zippered pockets
- Washable up to 40 degrees celsius





Mechanic Sweater Men

Part No. [Y22-BT113-B7](#) XX

SIZE: 1S-0S-0M-0L-1L-2L-3L

Functional sweater with hood and 2 pockets with zippers.

- Polyester spandex knitted fabric
- Ribbing at cuffs and hem
- Lined hood
- 2 Zippered pockets
- Washable up to 40 degrees celsius





Mechanic Short Sleeve T-Shirt Men

Part No. [Y22-BT101-B7](#) XX

SIZE: 1S-0S-0M-0L-1L-2L-3L

Soft cotton mix fabric, wearing daily.

- Cotton polyester fabric
- Washable up to 60 degrees celsius
- Yamaha badges and embroidery branding





Mechanic Long Sleeve T-Shirt Men

Part No. [Y22-BT102-B7](#) XX

SIZE: 1S-0S-0M-0L-1L-2L-3L

Soft cotton mix fabric, with long sleeves.

- Cotton polyester fabric
- Washable up to 60 degrees celsius
- Yamaha badges and embroidery branding





Mechanic Polo Men

Part No. [Y22-BT111-B7](#) XX

SIZE: 1S-0S-0M-0L-1L-2L-3L

Soft pique fabric with nice design stripes in collar and cuffs.

- Cotton polyester pique fabric
- Washable up to 60 degrees celsius
- Yamaha badges and embroidery branding
- Ribbed collar and cuffs
- Buttoned closure





Corporate Wear Showroom

Our genuine Yamaha corporate workwear is designed using a tailored way of fitting for extra comfort, without compromising style.

The corporate wear offers a smart and professional look, including white and blue shirts, cardigans and pullovers for men and women.



Corporate Shirt White Men

Part No. [Y22-DT120-WO](#) XX

SIZE: 1S-0S-0M-0L-1L-2L-3L

Tailored shirt for representative events,
with Yamaha embroidery at chest.

- Egypton cotton fabric
- Classic collar
- Tailored dressed fit
- Also available in dark blue





Corporate Shirt Blue Men

Part No. [Y22-DT120-E4](#) XX

SIZE: 1S-0S-0M-0L-1L-2L-3L

Tailored shirt for representative events, with Yamaha embroidery at chest.

- Egyption cotton fabric
- Classic collar
- Tailored dressed fit
- Also available in white





Corporate Shirt Women

Part No. [Y22-DT224-WO](#) XX

SIZE: 1S-0S-0M-0L-1L-2L

Tailored shirt for representative events, with Yamaha embroidery at chest.

- Egypton cotton fabric
- Classic collar
- Tailored dressed fit





Corporate Polo Men

Part No. [Y22-DT125-B7](#) XX

SIZE: 1S-0S-0M-0L-1L-2L-3L

Comfortable and casual men's corporate Polo.

- 50/50 Cotton Polyester Fabric
- Knitted red lines in collar and sleeve hem
- Ribbing at cuffs
- Washable up to 60 degrees celsius
- Direct embroidered logo at chest





Corporate Polo Women

Part No. [Y22-DT225-B7](#) XX

SIZE: 1S-0S-0M-0L-1L-2L

Comfortable and casual women's corporate Polo.

- 50/50 Cotton Polyester Fabric
- Knitted red lines in collar and sleeve hem
- Ribbing at cuffs
- Washable up to 60 degrees celsius
- Direct embroidered logo at chest







NEW



Corporate V-Neck Pullover for Men

Part No. [Y24-DT107-B0](#) XX

SIZE: 1S-0S-0M-0L-1L-2L-3L

Corporate V-neck pullover for chilly days in summer.

- 50% organic cotton, 50% recycled polyester fine knit
- V-neck with red line
- Fine ribbed neckline, bottom and cuffs
- Yamaha embroidery at chest

Corporate Pullover Zip for Men

Part No. [Y24-DT106-B0](#) XX

SIZE: 1S-0S-0M-0L-1L-2L-3L

Corporate pullover for men with 1/2 zipper wearable in winter time.

- 50% organic cotton, 50% acrylic
- 1/2 zipper with Yamaha puller
- Fine ribbed collar, bottom and cuffs
- Red line inside collar
- Yamaha logo embroidered on chest

NEW



Stock will arrive beginning June 2023.

NEW

Corporate Cardigan Full Zipper for Men

Part No. [Y24-DT105-F0](#) XX

SIZE: 1S-0S-0M-0L-1L-2L-3L

Corporate grey melange cardigan with full zipper for cold days.

- 50% organic cotton, 50% acrylic
- Metal covered zipper with Yamaha puller
- Fine ribbed collar, bottom and cuffs
- Red stripe inside collar
- Yamaha embroidery on chest
- 2 hip pockets

Corporate V-Neck Pullover for Women

Part No. [Y24-DT207-B0](#) XX

SIZE: 1S-0S-0M-0L-1L-2L

Corporate V-neck pullover for chilly days in summertime.

- 50% organic cotton, 50% recycled polyester fine knit
- V-neck with red knitted stripe
- Fine ribbed collar, bottom and cuffs
- Yamaha embroidery at chest

NEW

NEW

Corporate V-Neck Pullover for Women

Part No. [Y24-DT207-B0](#) XX

SIZE: 1S-0S-0M-0L-1L-2L

Corporate V-neck pullover for chilly days in summertime.

- 50% organic cotton, 50% recycled polyester fine knit
- V-neck with red knitted stripe
- Fine ribbed collar, bottom and cuffs
- Yamaha embroidery at chest



NEW



Corporate Cardigan Full Zipper for Women

Part No. [Y24-DT205-F0](#) XX

SIZE: 1S-0S-0M-0L-1L-2L

Corporate cardigan with full zipper for winter days.

- 50% organic cotton, 50% acrylic
- Full zipper with Yamaha puller
- Fine ribbed collar, bottom and cuffs
- Red stripe inside collar
- Yamaha embroidery at chest
- 2 hip pockets

Stock will arrive beginning June 2023.

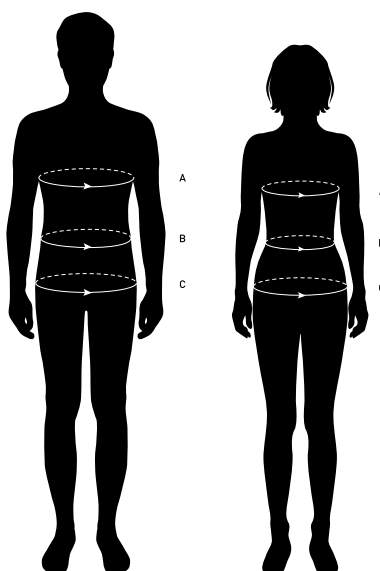


SIZE CHARTS

TOPS / MALE



SIZE	MEN SIZE	WAIST	CHEST SIZE
XS	42	73-75 cm	83-85 cm
S	44	76-79 cm	86-89 cm
	46	80-83 cm	90-93 cm
M	48	84-87 cm	94-97 cm
	50	88-91 cm	98-101 cm
L	52	92-95 cm	102-105 cm
XL	54	96-99 cm	106-109 cm
	56	100-103 cm	110-113 cm
2XL	58	104-109 cm	114-119 cm
	60	110-115 cm	120-125 cm
3XL	62	116-121cm	126-131 cm



TOPS / FEMALE



SIZE	WOMEN SIZE	WAIST	CHEST SIZE
XS	32	58-61 cm	74-77 cm
S	34	62-65 cm	78-81 cm
	36	66-69 cm	82-85 cm
M	38	70-73 cm	86-89 cm
	40	74-77 cm	90-93 cm
L	42	78-81 cm	94-97 cm
XL	44	82-85 cm	98-101 cm
	46	86-89 cm	102-105 cm
2XL	48	90-95 cm	106-111 cm
	50	96-101 cm	112-117 cm
3XL	52	102-107 cm	118-123 cm

BOTTOMS / MALE

SIZE	SIZE	WAIST	HIP
XS	42	73-75 cm	85-87 cm
S	44	76-79 cm	88-91 cm
	46	80-83 cm	92-95 cm
M	48	84-87 cm	96-99 cm
	50	88-91 cm	100-103 cm
L	52	92-95 cm	104-107 cm
XL	54	96-99 cm	108-111 cm
	56	100-103 cm	112-115 cm
2XL	58	104-109 cm	116-121 cm
	60	110-115 cm	122-127 cm
3XL	62	116-121cm	128-133 cm







Always wear a helmet, eye protection and protective clothing. Yamaha encourage you to ride safely and respect fellow riders and the environment. Images shown depict professional riders performing under controlled conditions. Specifications and appearance of Yamaha products as shown here are subject to change without notice and may vary according to requirements and conditions. For further details, please consult your Yamaha dealer.

