

**PARTS
CATALOGUE
CATALOGUE
DE PIECES DETACHEES**

F200CET'17 (6ALD)

F225BET'17 (6ASC)

FL200CET'17 (6AMD)

FL225BET'17 (6ATC)



1R6AL-300FA

()

2020/11/2

NEWS NO.	DATE	COMMENT
PE0-MC-180005	Jan.,30,2018	MOD:FIG.8,13 LIST/ILLUSTRATION REVISION
PE0-OM-180008	Feb.,19,2018	MOD:FIG.39,40 LIST REVISION
PE0-OM-200014	Nov.,2,2020	MOD:F(L)200C/F(L)225B CYLINDER&CRANKCASE 1 LIST REVISION

F200CET/F225BET
FL200CET/FL225BET
PARTS CATALOGUE
©2017 by Yamaha Motor Co., Ltd.
1st edition, May 2017
All rights reserved.
Any reprinting or unauthorized use
without the written permission of
Yamaha Motor Co., Ltd.
is expressly prohibited.
Printed in Japan.

F200CET/F225BET
FL200CET/FL225BET
CATALOGUE DE PIECES DETACHEES
©2017 par Yamaha Motor Co., Ltd.
1^{re} édition, mai 2017
Tous droits réservés
Toute réimpression ou utilisation
non autorisée sans la permission écrite
de la Yamaha Motor Co., Ltd.
est formellement interdite.
Imprimé au Japon

FOREWORD

This Parts Catalogue is related to the parts for the model(s) on the cover page. When you are ordering replacement parts, please refer to this Parts Catalogue and quote both part numbers and part names correctly.

1. Modifications or additions which have been made after the issue of the Parts Catalogue will be announced in the Parts News. It is advisable that you make the necessary corrections to the Parts Catalogue according to the Parts News.

2. Abbreviations

The following abbreviations are used in this Parts Catalogue.

“UR” Use specified parts number.

“UN” Use as many as needed.

“AP” Alternate Parts

“LM” Locally Made (Parts need to be ordered locally)

“F#” Frame No. (Applicable machine No.)

“O/S” Over Size

3. The number of components for assembly

- Parts, which are to be supplied in an assembly, are listed with a dot (.) in front of the part name as shown below.
- The numeral appearing to the right of each component part indicates the quantity of parts for each assembly unit.

PART NO.	DESCRIPTION	Q'TY	REMARKS
2F5-83310-60	FRONT FLASHER LIGHT ASSY	2	
115-83311-60	.BULB (6V-18W)	1	

4. Applicable colours of graphics are represented in the “REMARKS” as shown below.

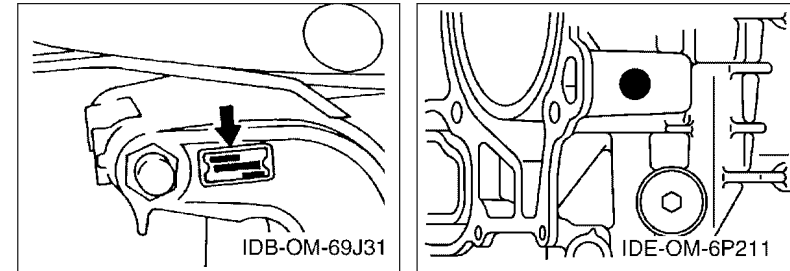
PART NO.	DESCRIPTION	Q'TY	REMARKS
2N4-24110-00-X5	FUEL TANK COMP.	2	MXR
3J1-24240-10	.GRAPHIC, FUEL TANK	1	FOR MXR

5. Note that the illustrations for reference in finding parts numbers are not to be used for assembling. When assembling, please use the applicable service manual.

6. The asterisk (*) before a reference number indicates modified items after the first edition.

7. Applicable Serial No.

Engine Serial No.



8. Applicable Engine Starting Serial No.

Model	Serial No.	Model	Serial No.
F200C	6AL-1006034	FL200C	6AM-1000668
F225B	6AS-1004888	FL225B	6AT-1000462

9. Applicable Colour Code

Abbreviation	Colour Name	Colour Code
DBN1	DARK BLUISH GRAY 1	008D

10. Quantity Column Information

Column No.	Name Of Q'ty Column	Applicable Model
1	6ALD	F200CET
2	6ASC	F225BET
3	6AMD	FL200CET
4	6ATC	FL225BET

AVANT-PROPOS

Ce catalogue de pièces détachées concerne les pièces pour le(s) modèle(s) indiqué(s) sur la page de couverture. Lorsque vous commandez des pièces de rechange, veuillez vous référer à ce catalogue de pièces détachées et indiquer clairement les numéros et les noms des pièces détachées.

1. Les modifications ou ajouts ayant été effectués après la parution du catalogue de pièces détachées seront décrits dans les Bulletins d'information concernant les pièces détachées.

Il est recommandé que vous apportiez les corrections nécessaires au catalogue des pièces détachées en vous référant aux Bulletins d'information.

2. Abréviations

Dans ce catalogue, les abréviations suivantes sont utilisées:

“UR” Utiliser le numéro de pièces spécifié.

“UN” Utiliser autant que nécessaire.

“AP” Pièces de substitution

“LM” Fabrication locale (les pièces doivent être commandées localement.)

“F#” N° de cadre (applicable au N° de série)

“O/S” Surdimensionné

3. Nombre de pièces d'un assemblage

- Les pièces fournies comme composants d'un assemblage sont précédées d'un point (.) de la manière indiquée ci-dessous.
- Le chiffre apparaissant à la droite de chaque composant indique la quantité de pièces pour chaque unité d'assemblage.

N° PIECES	DESCRIPTION	QTE	REMARQUES
2F5-83310-60	ENS. CLIGNOTANT AVANT	2	
115-83311-60	.AMPOULE (6V-18W)	1	

4. Les couleurs concernant les graphiques sont indiquées dans la colonne “REMARQUES”, comme indiqué ci-dessous.

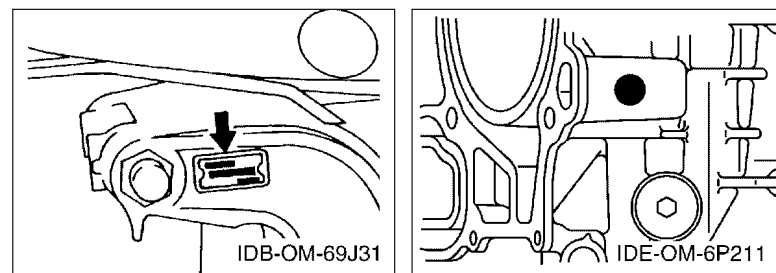
N° PIECES	DESCRIPTION	QTE	REMARQUES
2N4-24110-00-X5	RESERVOIR A ESSENCE.	2	MXR
3J1-24240-10	.GRAPHIQUE	1	POUR MXR

5. Veuillez noter que les illustrations sont indiquées à titre de référence pour trouver les numéros de pièces, non pour être utilisées lors de l'assemblage. Lors de l'assemblage, veuillez utiliser le manuel d'entretien adéquat.

6. L'astérisque (*) placé devant un numéro de référence indique des éléments qui ont été modifiés après la première édition.

7. N° de série applicable

N° de Série du moteur



8. N° de série initial du moteur applicable

Modèle	N° de série	Modèle	N° de série
F200C	6AL-1006034	FL200C	6AM-1000668
F225B	6AS-1004888	FL225B	6AT-1000462

9. Code couleur applicable

Abréviation	Nom de la couleur	Code couleur
DBN1	DARK BLUISH GRAY 1	008D

10. Informations relatives à la colonne Quantité

N° de la colonne	Nom de la colonne Qté	Modèle applicable
1	6ALD	F200CET
2	6ASC	F225BET
3	6AMD	FL200CET
4	6ATC	FL225BET

SCHEDULED SERVICE PARTS.....	1
TOP COWLING.....	2
CYLINDER & CRANKCASE 1.....	3
CRANKSHAFT & PISTON.....	6
CYLINDER & CRANKCASE 2.....	7
CYLINDER & CRANKCASE 3.....	9
VALVE.....	10
INTAKE 1.....	13
INTAKE 2.....	15
THROTTLE BODY ASSY 1.....	17
THROTTLE BODY ASSY 2.....	18
THROTTLE BODY ASSY 3.....	19
FUEL INJECTION PUMP 1.....	20
FUEL INJECTION PUMP 2.....	22
FUEL 1.....	23
FUEL 2.....	25
GENERATOR.....	26
ELECTRICAL 1.....	27
ELECTRICAL 2.....	28
ELECTRICAL 3.....	29
ELECTRICAL 4.....	31
ELECTRICAL 5.....	32
STARTING MOTOR.....	33
BOTTOM COWLING 1.....	35
BOTTOM COWLING 2.....	38
CONTROL.....	39
BRACKET 1.....	41
BRACKET 2.....	43
POWER TRIM & TILT ASSY 1.....	45
POWER TRIM & TILT ASSY 2.....	48
UPPER CASING.....	49
OIL PAN.....	51
LOWER CASING & DRIVE 1.....	52
LOWER CASING & DRIVE 2.....	56
LOWER CASING & DRIVE 3.....	57
LOWER CASING & DRIVE 4.....	61
STEERING GUIDE ATTACHMENT 1.....	62
STEERING GUIDE ATTACHMENT 2.....	63
REMOTE CONTROL BOX.....	64
REMOTE CONTROL ASSY 1.....	65

CONTENTS

REMOTE CONTROL ASSY 2.....	68
OPTIONAL PARTS 1.....	71
OPTIONAL PARTS 2.....	72
OPTIONAL PARTS 3.....	73
OPTIONAL PARTS 4.....	74
OPTIONAL PARTS 5.....	75
OPTIONAL PARTS 6.....	76
REPAIR KIT 1.....	77
REPAIR KIT 2.....	78

INDEX

NUMERICAL INDEX.....	80
----------------------	----

TABLE DES MATIERES

PIECES MAINTENANCE PERIODIQUE.....	1
CAPOT SUPERIEUR.....	2
CYLINDRE & CARTER 1.....	3
VILEBREQUIN & PISTON.....	6
CYLINDRE & CARTER 2.....	7
CYLINDRE & CARTER 3.....	9
SOUPAPE.....	10
ADMISSION 1.....	13
ADMISSION 2.....	15
CARTER D'ACCELERATEUR 1.....	17
CARTER D'ACCELERATEUR 2.....	18
CARTER D'ACCELERATEUR 3.....	19
POMPE A INJECTEUR 1.....	20
POMPE A INJECTEUR 2.....	22
CARBURANT 1.....	23
CARBURANT 2.....	25
GENERATRICE.....	26
PARTIE ELECTRIQUE 1.....	27
PARTIE ELECTRIQUE 2.....	28
PARTIE ELECTRIQUE 3.....	29
PARTIE ELECTRIQUE 4.....	31
PARTIE ELECTRIQUE 5.....	32
DEMARREUR ELECTRIQUE.....	33
CAPOT INFERIEUR 1.....	35
CAPOT INFERIEUR 2.....	38
COMMANDE.....	39
SUPPORT 1.....	41
SUPPORT 2.....	43
PUISSANCE PARER ET INCLINER 1.....	45
PUISSANCE PARER ET INCLINER 2.....	48
FOURREAU.....	49
VENTILATEUR D'HUILE.....	51
BOITIER D'HELICE TRANSMISSION1.....	52
BOITIER D'HELICE TRANSMISSION2.....	56
BOITIER D'HELICE TRANSMISSION3.....	57
BOITIER D'HELICE TRANSMISSION4.....	61
DIRECTION GUIDE ACCESSOIRE 1.....	62
DIRECTION GUIDE ACCESSOIRE 2.....	63
BOITIER DE COMMANDE A DISTANCE.....	64
BOITIER DE COMMANDE A DISTANCE.....	65

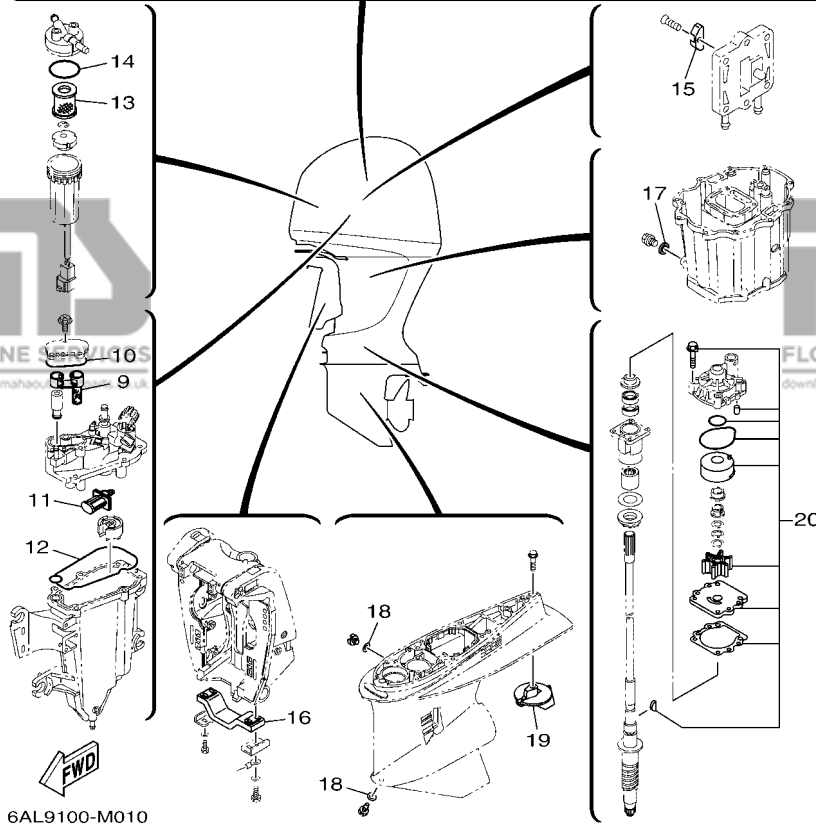
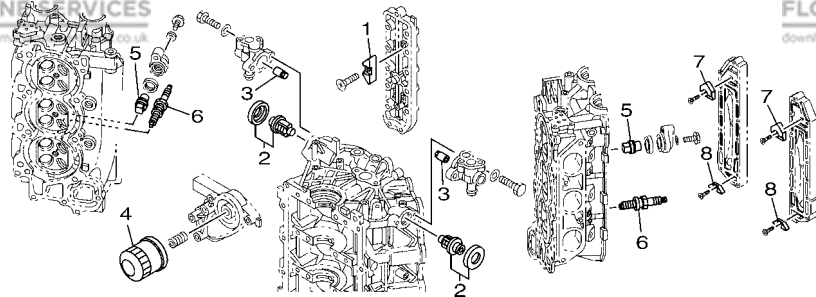
BOITIER DE COMMANDE A DISTANCE.....	68
PIECES OPTIONNELLES 1.....	71
PIECES OPTIONNELLES 2.....	72
PIECES OPTIONNELLES 3.....	73
PIECES OPTIONNELLES 4.....	74
PIECES OPTIONNELLES 5.....	75
PIECES OPTIONNELLES 6.....	76
KITS DE REPARATION 1.....	77
KITS DE REPARATION 2.....	78

INDEX

INDEX NUMERIQUE.....	80
----------------------	----

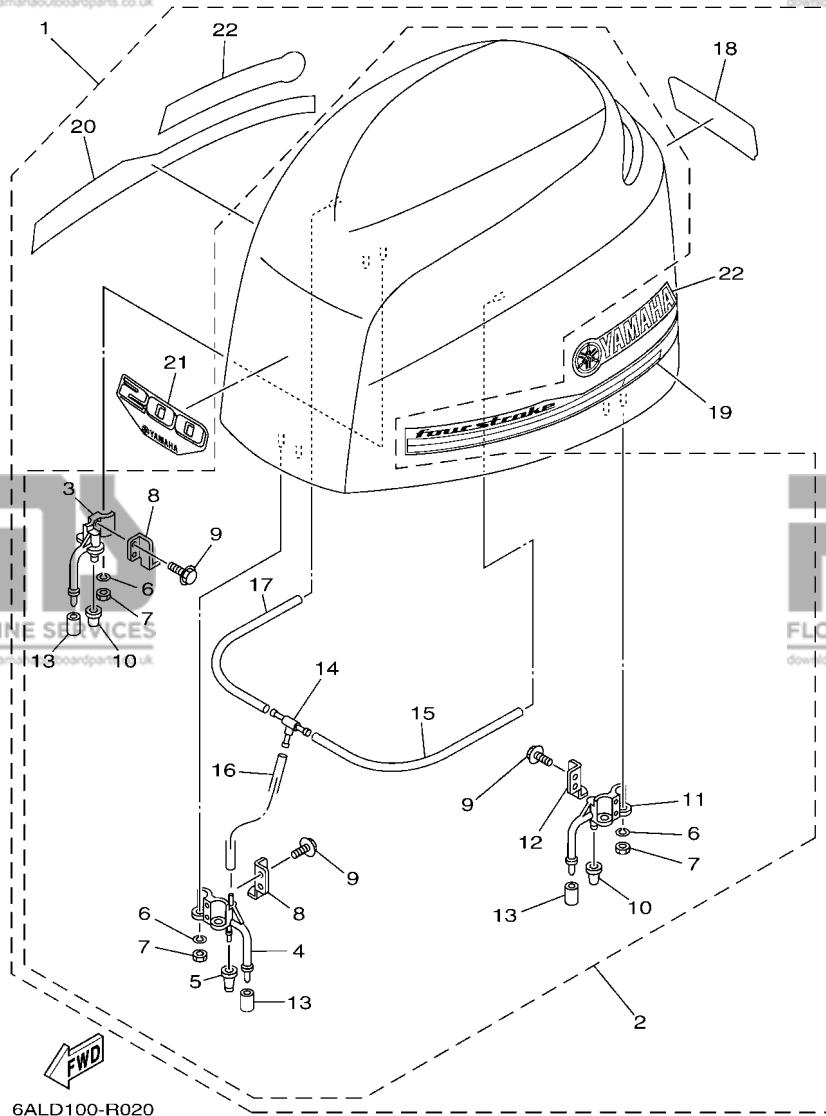
FIG. 1 SCHEDULED SERVICE PARTS

PIECES MAINTENANCE PERIODIQUE



REF. NO.	PART NO. N° PIECES	DESCRIPTION DESCRIPTION	6ALD	6ASC	6AMD	6ATC	REMARKS REMARQUES
1	6E5-11325-00	ANODE ANODE	4	4	4	4	
2	67F-12411-01	THERMOSTAT THERMOSTAT	2	2	2	2	
3	6P3-11325-00	ANODE ANODE	2	2	2	2	
4	69J-13440-03	ELEMENT ASSY, OIL CLEANER ELEMENT, FILTRE A HUILE	1	1	1	1	
5	67F-11325-01	ANODE ANODE	4	4	4	4	
6	94702-00400	PLUG, SPARK (NGK LFR6A-11) BOUGIE D'ALLUMAGE(NGK LFR6A-11)	6	6	6	6	
7	6P2-11325-00	ANODE ANODE	2	2	2	2	
8	6E5-11325-00	ANODE ANODE	2	2	2	2	
9	6CB-24501-01	FILTER, FUEL FILTRE	1	1	1	1	
10	6CB-13016-00	O-RING JOINT TORIQUE	1	1	1	1	
11	63P-13915-00	FILTER FILTRE	1	1	1	1	
12	6CB-14984-00	GASKET, FLOAT CHAMBER JOINT, CUVE DE FLOTTEUR	1	1	1	1	
13	6P3-24563-01	ELEMENT, FILTER ELEMENT, FILTRE	1	1	1	1	
14	6P3-24564-00	GASKET JOINT	1	1	1	1	
15	6E5-11325-00	ANODE ANODE	1	1	1	1	
16	6G5-45251-02	ANODE ANODE	1	1	1	1	
17	90430-14M09	GASKET JOINT	1	1	1	1	
18	90430-08003	GASKET JOINT	2	2	2	2	
19	61A-45371-00	TAB-TRIM ANODE DERIVE	1	1	1	1	
20	61A-W0078-A3	WATER PUMP REPAIR KIT KIT DE REPARATION DE LA POMPE	1	1	1	1	

6AL9100-M010

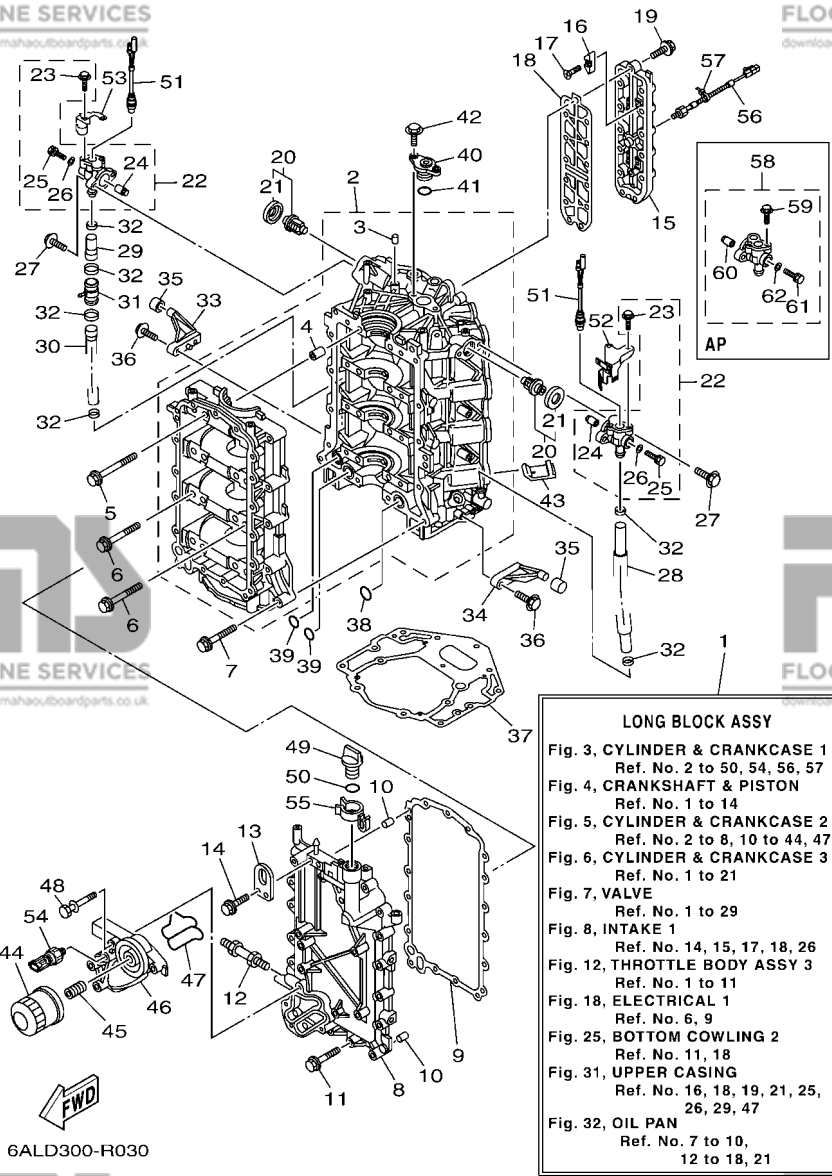


6ALD100-R020

FIG. 2 TOP COWLING

CAPOT SUPERIEUR

REF. NO.	PART NO. N° PIECES	DESCRIPTION DESCRIPTION	6ALD	6ASC	6AMD	6ATC	REMARKS REMARQUES
1	6AL-42610-20	TOP COWLING ASSY CAPOT (ENS.)	1		1		
	6AS-42610-20	TOP COWLING ASSY CAPOT (ENS.)		1		1	
2	6P2-4261A-00	.TOP COWLING W/O GRAPHICS .CAPOT SUPERIEUR SANS GRAPHIQUE	1	1	1	1	
3	68F-42647-01	..HOLDER, CLAMP BAND ..SUPPORT, SANDOW DE SERRAGE	1	1	1	1	
4	69J-42647-01	..HOLDER, CLAMP BAND ..SUPPORT, SANDOW DE SERRAGE	1	1	1	1	
5	69J-42663-00	..DAMPER 2 ..AMORTISSEUR 2	1	1	1	1	
6	92990-06100	..WASHER, SPRING ..RONDELLE, GROWER	6	6	6	6	
7	95380-06600	..NUT, HEXAGON ..ECROU	6	6	6	6	
8	60V-42651-01	..HOOK ..CROCHET	2	2	2	2	
9	97595-06516	..BOLT, WITH WASHER ..VIS HEXAGONAL AVC RONDELLE	6	6	6	6	
10	68F-42663-00	..DAMPER 2 ..AMORTISSEUR 2	2	2	2	2	
11	68F-42648-01	..HOLDER, CLAMP BAND ..SUPPORT, SANDOW DE SERRAGE	1	1	1	1	
12	60V-42652-00	..HOOK ..CROCHET	1	1	1	1	
13	67F-13448-00	..CAP ..CAPUCHON	3	3	3	3	
14	69J-24378-00	..PIPE, JOINT 3 ..DURITE RACCORDEMENT 3	1	1	1	1	
15	90445-11M27	..HOSE (L240) ..DURITE (L240)	1	1	1	1	
16	90445-11699	..HOSE (L500) ..DURITE (L500)	1	1	1	1	
17	90445-11182	..HOSE (L300) ..DURITE (L300)	1	1	1	1	
18	6AL-42678-10	..GRAPHIC, REAR ..ADHESIF, ARRIERE	1		1		
	6AS-42678-10	..GRAPHIC, REAR ..ADHESIF, ARRIERE		1		1	
19	6AS-42675-00	..GRAPHIC, SIDE 1 ..EMBLEME	1	1	1	1	
20	6AS-42676-00	..GRAPHIC, SIDE 2 ..EMBLEME	1	1	1	1	
21	6AL-42677-00	..GRAPHIC, FRONT ..ADHESIF, AVANT	1		1		
	6AS-42677-00	..GRAPHIC, FRONT ..ADHESIF, AVANT		1		1	
22	63P-42681-20	..MARK, COWLING ..ADHESIF, CAPOT	2	2	2	2	



LONG BLOCK ASSY
 Fig. 3, CYLINDER & CRANKCASE 1
 Ref. No. 2 to 50, 54, 56, 57
 Fig. 4, CRANKSHAFT & PISTON
 Ref. No. 1 to 14
 Fig. 5, CYLINDER & CRANKCASE 2
 Ref. No. 2 to 8, 10 to 44, 47
 Fig. 6, CYLINDER & CRANKCASE 3
 Ref. No. 1 to 21
 Fig. 7, VALVE
 Ref. No. 1 to 29
 Fig. 8, INTAKE 1
 Ref. No. 14, 15, 17, 18, 26
 Fig. 12, THROTTLE BODY ASSY 3
 Ref. No. 1 to 11
 Fig. 18, ELECTRICAL 1
 Ref. No. 6, 9
 Fig. 25, BOTTOM COWLING 2
 Ref. No. 11, 18
 Fig. 31, UPPER CASING
 Ref. No. 16, 18, 19, 21, 25,
 26, 29, 47
 Fig. 32, OIL PAN
 Ref. No. 7 to 10,
 12 to 18, 21

FIG. 3 CYLINDER & CRANKCASE 1

CYLINDRE & CARTER 1

REF. NO.	PART NO. N° PIECES	DESCRIPTION DESCRIPTION	6ALD	6ASC	6AMD	6ATC	REMARKS REMARQUES
1	6P2-11000-01	LONG BLOCK ASSY SOUS-ASSEMBLEE DU MOTEUR	1	1	1	1	
2	6P2-15100-10	CRANKCASE ASSY CARTER DE MOTEUR COMPLET	1	1	1	1	
3	93606-12019	.PIN, DOWEL .GOUPILLE	1	1	1	1	
4	91814-18002	.PIN, DOWEL .GOUJON, D'ASSEMBLAGE	8	8	8	8	
5	6P2-15187-00	BOLT BOULON	8	8	8	8	
6	6P2-15481-00	BOLT 1 BOULON 1	8	8	8	8	
7	90119-08M66	BOLT, WITH WASHER BOULON, AVEC RONDELLE	13	13	13	13	
8	6P2-15411-01-9S	COVER, CRANKCASE 1 COUVERCLE 1, CARTER MOTEUR	1	1	1	1	
9	69J-15451-00	GASKET, CRANKCASE COVER 1 JOINT, COUVERCLE DE CARTER 1	1	1	1	1	
10	93606-12019	PIN, DOWEL GOUPILLE	2	2	2	2	
11	90119-08009	BOLT, WITH WASHER BOULON, AVEC RONDELLE	17	17	17	17	
12	90116-10027	BOLT, STUD GOUJON	1	1	1	1	
13	69J-11119-00	HANGER, ENGINE ANNEAU, LEVAGE	1	1	1	1	
14	90105-06M09	BOLT, FLANGE BOULON	2	2	2	2	
15	6P2-1131C-00-9S	COVER, JOINT COUVERCLE, RACCORDEMENT	1	1	1	1	
16	6E5-11325-00	ANODE ANODE	4	4	4	4	
17	98780-04016	SCREW, FLAT HEAD VIS A TETE FRAISEE	4	4	4	4	
18	6P2-1131B-00	GASKET, COVER JOINT, COUVERCLE	1	1	1	1	
19	90119-06MA4	BOLT, WITH WASHER BOULON, AVEC RONDELLE	13	13	13	13	
20	67F-12411-01	THERMOSTAT THERMOSTAT	2	2	2	2	
21	67F-12412-00	.SEAL, THERMOSTAT .JOINT, THERMOSTAT	1	1	1	1	
22	6P2-1240H-00-9S	ANODE ASSY ANODE COMPLET	2	2	2	2	
23	90109-06M80	.BOLT BOULON	2	2	2	2	
24	6P3-11325-00	.ANODE .ANODE	1	1	1	1	
25	90105-05012	.BOLT, FLANGE BOULON	1	1	1	1	
26	90430-05002	.GASKET .JOINT	1	1	1	1	
27	97595-06525	BOLT, WITH WASHER VIS HEXAGONAL AVC RONDELLE	4	4	4	4	

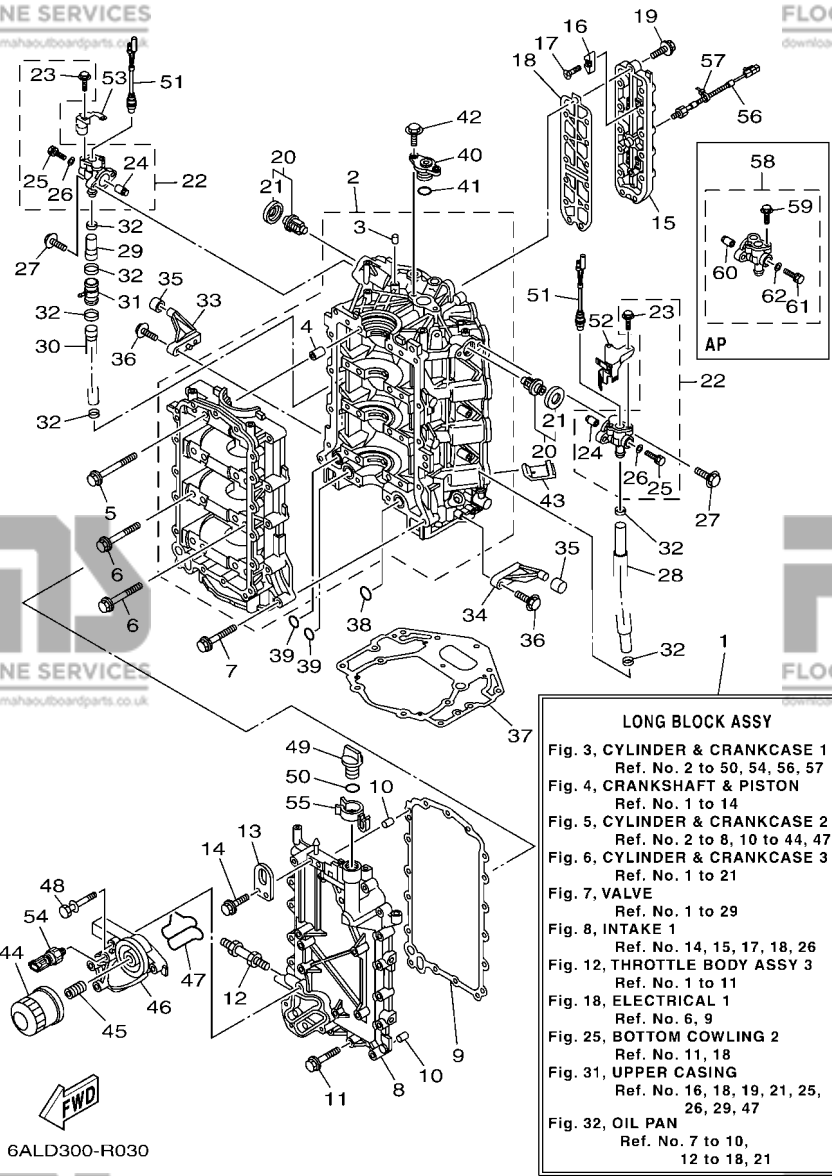


FIG. 3 CYLINDER & CRANKCASE 1

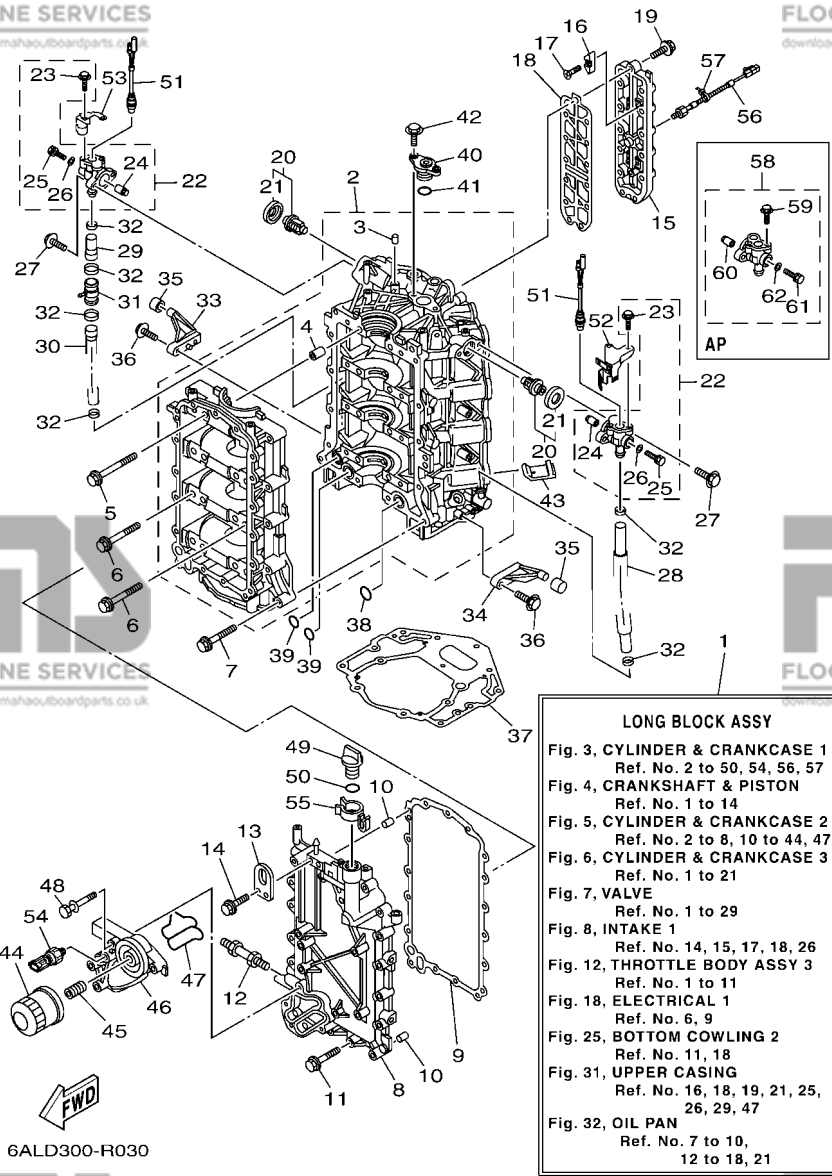
CYLINDRE & CARTER 1

REF. NO.	PART NO. N° PIECES	DESCRIPTION DESCRIPTION	6ALD	6ASC	6AMD	6ATC	REMARKS REMARQUES
28	6P2-1243A-00	HOSE 1 DURITE 1	1	1	1	1	
29	6P2-1243E-00	HOSE 2 DURITE 2	1	1	1	1	
30	6P2-1243F-00	HOSE,3 DURITE 3	1	1	1	1	
31	6S1-24378-00	PIPE, JOINT 3 DURITE RACCORDEMENT 3	1	1	1	1	
32	90465-11M59	CLAMP BRIDE	6	6	6	6	
33	67F-42761-01	STOPPER PLAQUETTE	1	1	1	1	
34	6P2-42761-00	STOPPER PLAQUETTE	1	1	1	1	
35	68F-44533-01	DAMPER, UPPER MOUNT RUBBER COUVERCLE, SUSPENSION INFERIEUR	2	2	2	2	
36	97595-06525	BOLT, WITH WASHER VIS HEXAGONAL AVC RONDELLE	4	4	4	4	
37	69J-11351-11	GASKET, CYLINDER JOINT, D'EMBASE	1	1	1	1	
38	93210-25552	O-RING JOINT TORIQUE	1	1	1	1	
39	93210-19MJ1	O-RING JOINT TORIQUE	2	2	2	2	
40	69J-11313-00	PLUG, BLIND PLOT, BORGNE	1	1	1	1	
41	93210-25647	O-RING JOINT TORIQUE	1	1	1	1	
42	97595-06520	BOLT, WITH WASHER VIS HEXAGONAL AVC RONDELLE	2	2	2	2	
43	69J-14664-00	GROMMET, WATER SHUT PASSE-FIL	2	2	2	2	
44	69J-13440-03	ELEMENT ASSY, OIL CLEANER ELEMENT, FILTRE A HUILE	1	1	1	1	
45	6S5-12858-00	BOLT, UNION BOULON, RACCORD	1	1	1	1	
46	6P2-13446-00-9S	CONNECTOR CONNECTEUR	1	1	1	1	
47	6P2-13477-00	GASKET JOINT	1	1	1	1	
48	90119-06025	BOLT, WITH WASHER BOULON, AVEC RONDELLE	5	5	5	5	
49	6G8-15363-00	PLUG, OIL PLOT, HUILE	1	1	1	1	
50	93210-24M79	O-RING JOINT TORIQUE	1	1	1	1	
51	6P2-82560-01	THERMO SWITCH ASSY THERMO-CONTACT COMPLET	2	2	2	2	
52	6P2-82588-10	PLATE PLAQUE	1	1	1	1	
53	6P2-82389-10	PLATE 2 PLAQUETTE 2	1	1	1	1	
54	6AW-83651-00	SENDER, OIL PRESSURE RACCORD, PRESSION D'HUILE	1	1	1	1	

LONG BLOCK ASSY
 Fig. 3, CYLINDER & CRANKCASE 1
 Ref. No. 2 to 50, 54, 56, 57
 Fig. 4, CRANKSHAFT & PISTON
 Ref. No. 1 to 14
 Fig. 5, CYLINDER & CRANKCASE 2
 Ref. No. 2 to 8, 10 to 44, 47
 Fig. 6, CYLINDER & CRANKCASE 3
 Ref. No. 1 to 21
 Fig. 7, VALVE
 Ref. No. 1 to 29
 Fig. 8, INTAKE 1
 Ref. No. 14, 15, 17, 18, 26
 Fig. 12, THROTTLE BODY ASSY 3
 Ref. No. 1 to 11
 Fig. 18, ELECTRICAL 1
 Ref. No. 6, 9
 Fig. 25, BOTTOM COWLING 2
 Ref. No. 11, 18
 Fig. 31, UPPER CASING
 Ref. No. 16, 18, 19, 21, 25,
 26, 29, 47
 Fig. 32, OIL PAN
 Ref. No. 7 to 10,
 12 to 18, 21

FIG. 3 CYLINDER & CRANKCASE 1

CYLINDRE & CARTER 1

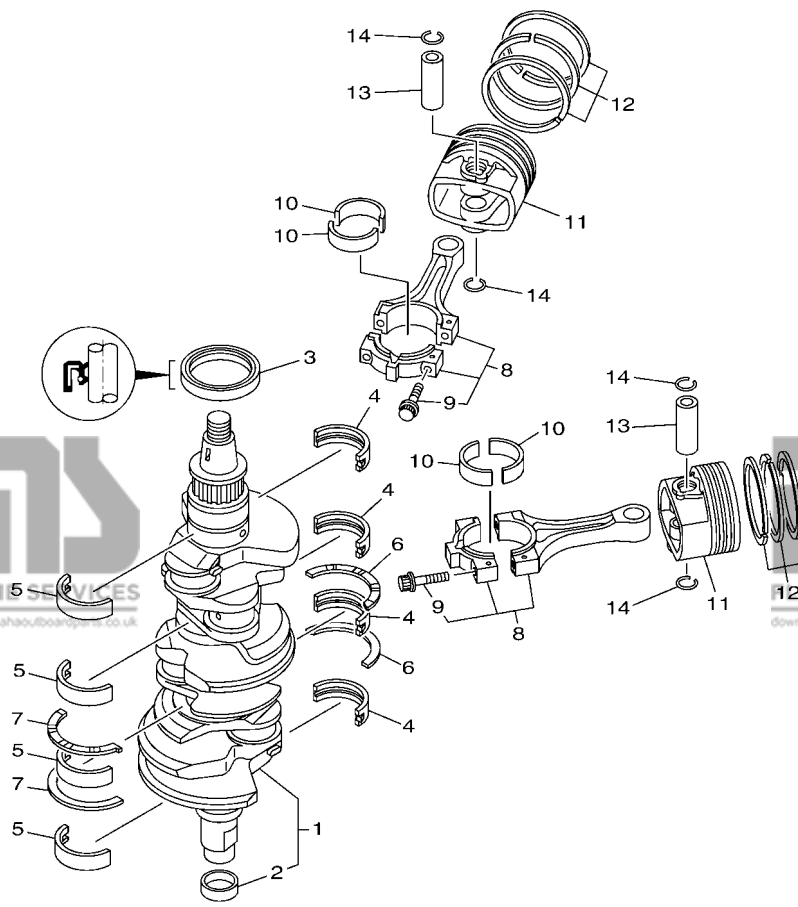


REF. NO.	PART NO. N° PIECES	DESCRIPTION DESCRIPTION	6ALD	6ASC	6AMD	6ATC	REMARKS REMARQUES
55	6P2-83597-00	CLAMP COLLIER	1	1	1	1	
56	6P2-85780-00	SENSOR, KNOCK SONDE DE COGNEMENT	1	1	1	1	
57	90465-11M10	CLAMP BRIDE	1	1	1	1	
58	6P3-1240H-00-9S	ANODE ASSY ANODE COMPLET	1	1	1	1	AP AP
59	90109-06M80	.BOLT .BOULON	2	2	2	2	
60	6P3-11325-00	.ANODE .ANODE	1	1	1	1	
61	90105-05012	.BOLT, FLANGE .BOULON	1	1	1	1	
62	90430-05002	.GASKET .JOINT	1	1	1	1	

FIG. 4 CRANKSHAFT & PISTON

VILEBREQUIN & PISTON

REF. NO.	PART NO. N° PIECES	DESCRIPTION DESCRIPTION	6ALD	6ASC	6AMD	6ATC	REMARKS REMARQUES
1	6P2-11410-10	CRANKSHAFT VILEBREQUIN COMPLET	1	1	1	1	
2	6CB-11478-00	.COLLAR COLLERETTE	1	1	1	1	
3	93102-63004	OIL SEAL JOINT SPY	1	1	1	1	
4	6P2-11416-00	PLANE BEARING, CRANKSHAFT 1 COUSSINET DE VILEBREQUIN 1	4	4	4	4	UR YELLOW UR YELLOW
	6P2-11416-10	PLANE BEARING, CRANKSHAFT 1 COUSSINET DE VILEBREQUIN 1	4	4	4	4	UR GREEN UR GREEN
	6P2-11416-20	PLANE BEARING, CRANKSHAFT 1 COUSSINET DE VILEBREQUIN 1	4	4	4	4	UR BLUE UR BLUE
5	6P2-11417-00	PLANE BEARING, CRANKSHAFT 2 COUSSINET DE VILEBREQUIN 2	4	4	4	4	UR YELLOW UR YELLOW
	6P2-11417-10	PLANE BEARING, CRANKSHAFT 2 COUSSINET DE VILEBREQUIN 2	4	4	4	4	UR GREEN UR GREEN
	6P2-11417-20	PLANE BEARING, CRANKSHAFT 2 COUSSINET DE VILEBREQUIN 2	4	4	4	4	UR BLUE UR BLUE
6	6AW-11426-01	BEARING, THRUST 1 ROULEMENT DE BUTEE 1	2	2	2	2	
7	6AW-11427-01	BEARING, THRUST 2 ROULEMENT DE BUTEE 2	2	2	2	2	
8	6P2-11650-00	CONNECTING ROD ASSY BIELLE COMPLETE	6	6	6	6	
9	63P-11654-10	.BOLT, CONNECTING ROD .BOULON, BIELLE	2	2	2	2	
10	6P2-11656-00	PLANE BEARING, CONNECTING ROD ROULEMENT DE BIELLE	12	12	12	12	UR YELLOW UR YELLOW
	6P2-11656-10	PLANE BEARING, CONNECTING ROD ROULEMENT DE BIELLE	12	12	12	12	UR GREEN UR GREEN
	6P2-11656-20	PLANE BEARING, CONNECTING ROD ROULEMENT DE BIELLE	12	12	12	12	UR BLUE UR BLUE
11	6P2-11631-10-93	PISTON (STD) PISTON (STD)	6	6	6	6	
	6P2-11635-10	PISTON (0.25MM O/S) PISTON (0.25MM O/S)	6	6	6	6	AP AP
12	63P-11603-01	PISTON RING SET (STD) JEU DE SEGMENTS (STD)	6	6	6	6	
	63P-11604-00	PISTON RING SET (0.25MM O/S) JEU DE SEGMENTS (0.25MM O/S)	6	6	6	6	AP AP
13	63P-11633-10	PIN, PISTON AXE, PISTON	6	6	6	6	
14	63P-11634-00	CLIP, PISTON PIN AGRAFE, AXE DE PISTON	12	12	12	12	



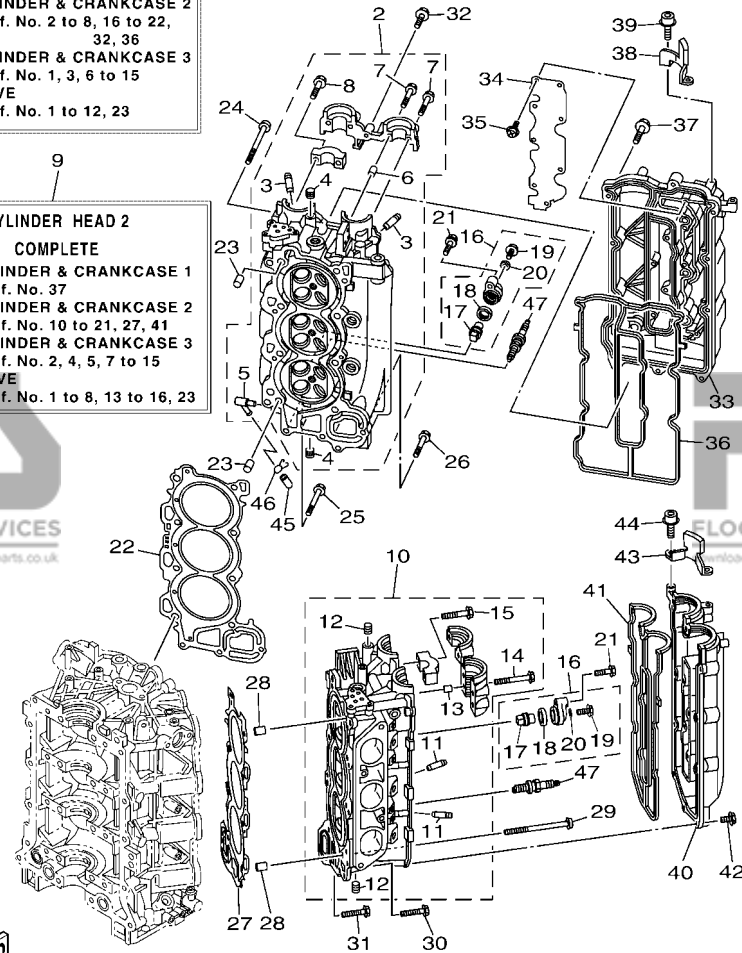
FWD
6ALB100-P040

FIG. 5 CYLINDER & CRANKCASE 2

CYLINDRE & CARTER 2

CYLINDER HEAD COMPLETE
Fig. 3, CYLINDER & CRANKCASE 1 Ref. No. 37
Fig. 5, CYLINDER & CRANKCASE 2 Ref. No. 2 to 8, 16 to 22, 32, 38
Fig. 6, CYLINDER & CRANKCASE 3 Ref. No. 1, 3, 6 to 15
Fig. 7, VALVE Ref. No. 1 to 12, 23

CYLINDER HEAD 2 COMPLETE
Fig. 3, CYLINDER & CRANKCASE 1 Ref. No. 37
Fig. 5, CYLINDER & CRANKCASE 2 Ref. No. 10 to 21, 27, 41
Fig. 6, CYLINDER & CRANKCASE 3 Ref. No. 2, 4, 5, 7 to 15
Fig. 7, VALVE Ref. No. 1 to 8, 13 to 16, 23



6ALD100-R050

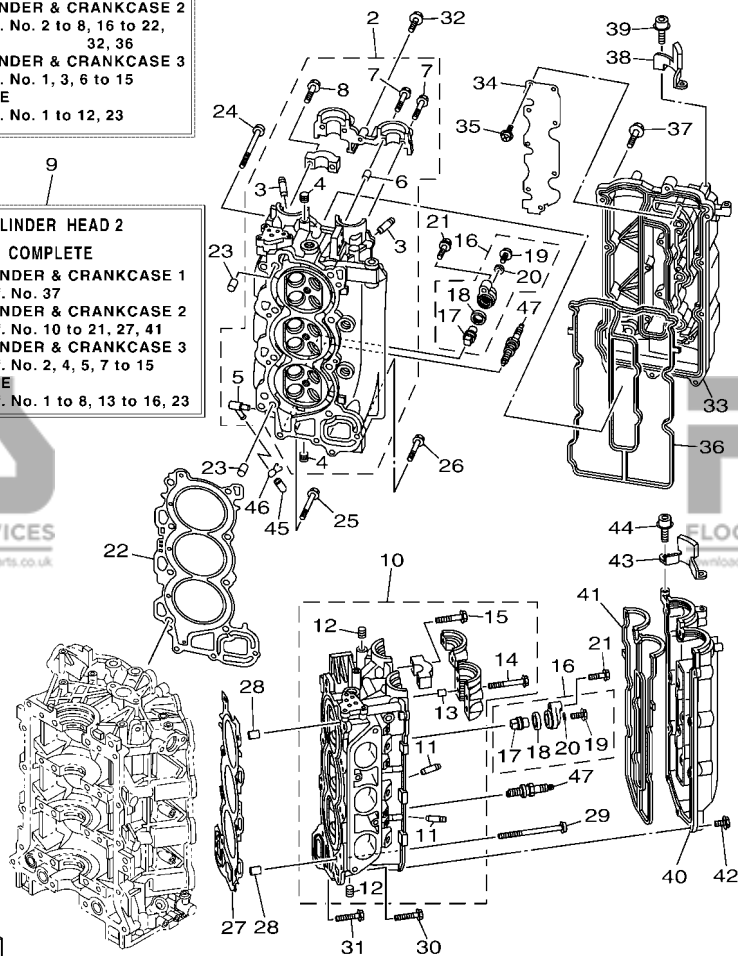
REF. NO.	PART NO. N° PIECES	DESCRIPTION DESCRIPTION	6ALD	6ASC	6AMD	6ATC	REMARKS REMARQUES
1	6P2-W009A-04-9S	CYLINDER HEAD COMPLETE CULASSE (ENS.)	1	1	1	1	
2	6P2-11110-11-9S	CYLINDER HEAD ASSY JEU DE CULASSE	1	1	1	1	
3	6S5-11133-10	.GUIDE, VALVE 1 .GUIDE, SOUPAPE 1	12	12	12	12	
4	90344-51019	.PLUG, TAPER SCREW .PLOT, FILETE CONIQUE	7	7	7	7	
5	676-11372-00	.NIPPLE, HOSE .RACCORD, TUYAU	1	1	1	1	
6	91809-08006	.PIN, DOWEL .GOUJON, D'ASSEMBLAGE	2	2	2	2	
7	90119-07001	.BOLT, WITH WASHER .BOULON, AVEC RONDELLE	4	4	4	4	
8	90119-07234	.BOLT, WITH WASHER .BOULON, AVEC RONDELLE	14	14	14	14	
9	6P2-W009C-04-9S	CYLINDER HEAD 2 COMPLETE CULASSE 2	1	1	1	1	
10	6P2-11120-11-9S	CYLINDER HEAD ASSY 2 CULASSE 2	1	1	1	1	
11	6S5-11133-10	.GUIDE, VALVE 1 .GUIDE, SOUPAPE 1	12	12	12	12	
12	90344-51019	.PLUG, TAPER SCREW .PLOT, FILETE CONIQUE	3	3	3	3	
13	91809-08006	.PIN, DOWEL .GOUJON, D'ASSEMBLAGE	4	4	4	4	
14	90119-07235	.BOLT/WASHER-CAM CAPS .BOULON, AVEC RONDELLE	6	6	6	6	
15	90119-07234	.BOLT, WITH WASHER .BOULON, AVEC RONDELLE	12	12	12	12	
16	69J-11301-00	ANODE COVER ASSY COUVERCLE ANODE (ENS.)	4	4	4	4	
17	67F-11325-01	.ANODE .ANODE	1	1	1	1	
18	67F-11328-00	.GROMMET, ANODE .PASSE-FIL	1	1	1	1	
19	90105-06M07	.BOLT, FLANGE .BOULON	1	1	1	1	
20	90430-06M03	.GASKET .JOINT	1	1	1	1	
21	97575-08540	BOLT, WITH WASHER VIS HEXAGONAL AVC RONDELLE	4	4	4	4	
22	6P2-11181-00	GASKET, CYLINDER HEAD 1 JOINT, DE CULASSE 1	1	1	1	1	
23	99530-14016	PIN, DOWEL GOUJON, D'ASSEMBLAGE	2	2	2	2	
24	90155-10004	SCREW, FLAT FILLISTER VIS, TETE OVALE PLATE	8	8	8	8	
25	90119-08M91	BOLT, WITH WASHER BOULON, AVEC RONDELLE	2	2	2	2	
26	90119-08021	BOLT, WITH WASHER BOULON, AVEC RONDELLE	1	1	1	1	
27	6P2-11182-00	GASKET, CYLINDER HEAD 2 JOINT, CULASSE 2	1	1	1	1	

FIG. 5 CYLINDER & CRANKCASE 2

CYLINDRE & CARTER 2

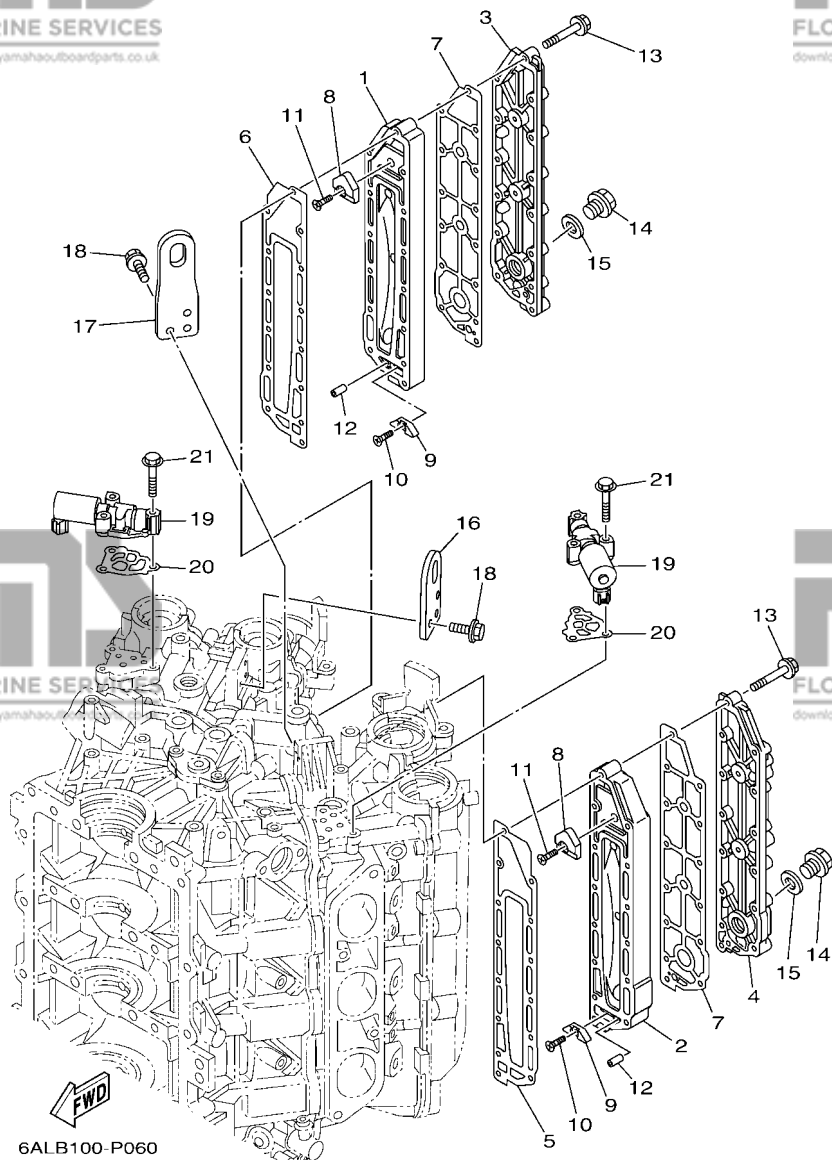
CYLINDER HEAD COMPLETE
Fig. 3, CYLINDER & CRANKCASE 1
Ref. No. 37
Fig. 5, CYLINDER & CRANKCASE 2
Ref. No. 2 to 8, 16 to 22,
32, 38
Fig. 6, CYLINDER & CRANKCASE 3
Ref. No. 1, 3, 6 to 15
Fig. 7, VALVE
Ref. No. 1 to 12, 23

CYLINDER HEAD 2 COMPLETE
Fig. 3, CYLINDER & CRANKCASE 1
Ref. No. 37
Fig. 5, CYLINDER & CRANKCASE 2
Ref. No. 10 to 21, 27, 41
Fig. 6, CYLINDER & CRANKCASE 3
Ref. No. 2, 4, 5, 7 to 15
Fig. 7, VALVE
Ref. No. 1 to 8, 13 to 16, 23



6ALD100-R050

REF. NO.	PART NO. N° PIECES	DESCRIPTION DESCRIPTION	6ALD	6ASC	6AMD	6ATC	REMARKS REMARQUES
28	99530-14016	PIN, DOWEL GOUJON, D'ASSEMBLAGE	2	2	2	2	
29	90155-10004	SCREW, FLAT FILLISTER VIS, TETE OVALE PLATE	8	8	8	8	
30	90119-08M91	BOLT, WITH WASHER BOULON, AVEC RONDELLE	2	2	2	2	
31	90119-08021	BOLT, WITH WASHER BOULON, AVEC RONDELLE	1	1	1	1	
32	97595-06530	BOLT, WITH WASHER VIS HEXAGONAL AVC RONDELLE	1	1	1	1	
33	6P2-11191-00-9S	COVER, CYLINDER HEAD 1 COUVERCLE, CULASSE 1	1	1	1	1	
34	6P2-11135-00	PLATE, BREATHER 3 PLAQUE, RENIFLARD 3	1	1	1	1	
35	97607-04208	SCREW, WITH WASHER VIS HEXAGONAL	9	9	9	9	
36	6P2-11193-00	GASKET, HEAD COVER 1 JOINT, COUVERCLE DE CULASSE 1	1	1	1	1	
37	97595-06530	BOLT, WITH WASHER VIS HEXAGONAL AVC RONDELLE	14	14	14	14	
38	6P2-15142-00	GUIDE 1 GUIDE 1	1	1	1	1	
39	90110-06150	BOLT, HEXAGON SOCKET HEAD BOULON, TETE HEXAGONALE CREUSE	2	2	2	2	
40	6P2-11192-00-9S	COVER, CYLINDER HEAD 2 COUVERCLE, CULASSE 2	1	1	1	1	
41	6P2-11194-00	GASKET, HEAD COVER 2 JOINT, COUVERCLE DE CULASSE 2	1	1	1	1	
42	97595-06530	BOLT, WITH WASHER VIS HEXAGONAL AVC RONDELLE	14	14	14	14	
43	6P2-15143-00	GUIDE GUIDE	1	1	1	1	
44	90110-06150	BOLT, HEXAGON SOCKET HEAD BOULON, TETE HEXAGONALE CREUSE	2	2	2	2	
45	6P2-13448-00	CAP CAPUCHON	1	1	1	1	
46	90467-08M18	CLIP JONC	1	1	1	1	
47	94702-00400	PLUG, SPARK (NGK LFR6A-11) BOUGIE D'ALLUMAGE(NGK LFR6A-11)	6	6	6	6	

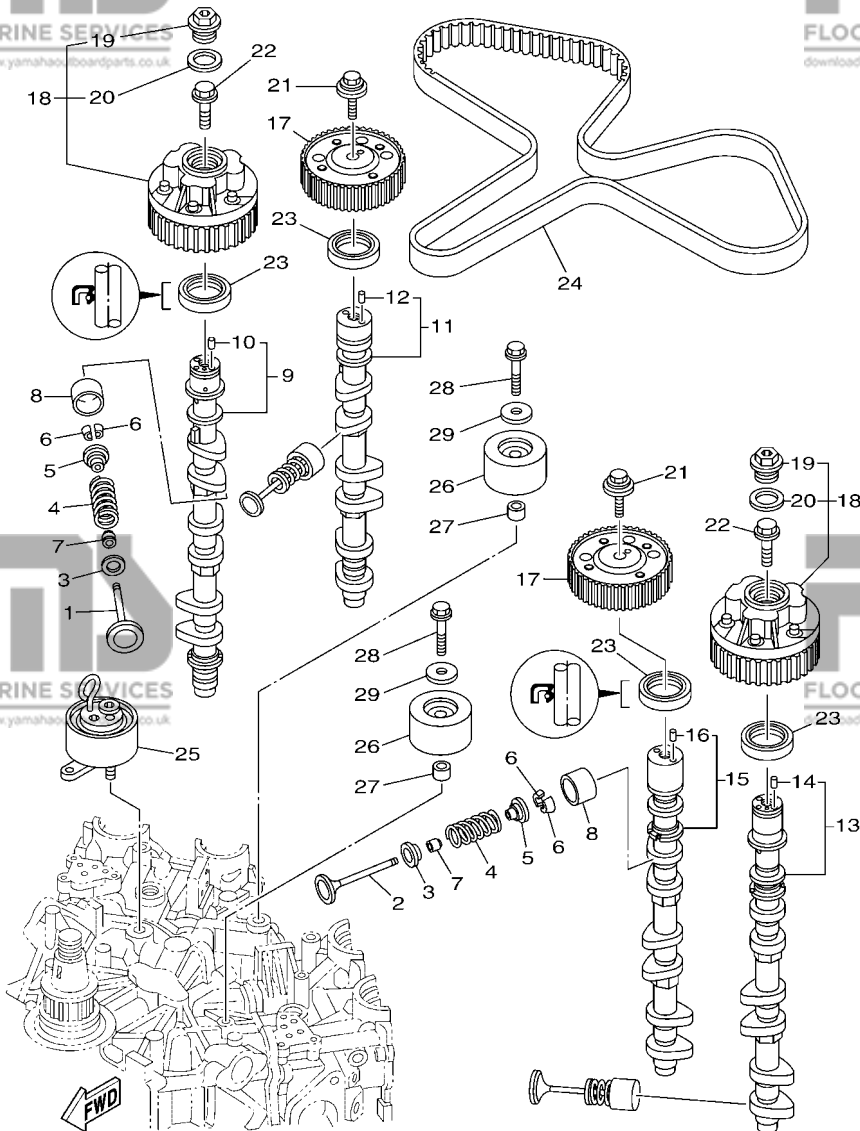


6ALB100-P060

FIG. 6 CYLINDER & CRANKCASE 3

CYLINDRE & CARTER 3

REF. NO.	PART NO. N° PIECES	DESCRIPTION DESCRIPTION	6ALD	6ASC	6AMD	6ATC	REMARKS REMARQUES
1	69J-41111-01-9S	INNER COVER, EXHAUST PLAQUE, ECHAPPEMENT	1	1	1	1	
2	69J-41121-01-9S	INNER COVER, EXHAUST PLAQUE, ECHAPPEMENT	1	1	1	1	
3	69J-41113-02-9S	OUTER COVER, EXHAUST COUVERCLE, ECHAPPEMENT	1	1	1	1	
4	69J-41123-02-9S	OUTER COVER, EXHAUST COUVERCLE, ECHAPPEMENT	1	1	1	1	
5	6P2-41112-00	GASKET, EXHAUST INNER COVER JOINT, PLAQUE D'ECHAPPEMENT	1	1	1	1	
6	6P2-41122-00	GASKET, EXHAUST INNER COVER JOINT, PLAQUE D'ECHAPPEMENT	1	1	1	1	
7	6P2-41114-00	GASKET, EXHAUST OUTER COVER JOINT, COUVERCLE D'ECHAPPEMENT	2	2	2	2	
8	6P2-11325-00	ANODE ANODE	2	2	2	2	
9	6E5-11325-00	ANODE ANODE	2	2	2	2	
10	98780-04016	SCREW, FLAT HEAD VIS A TETE FRAISEE	2	2	2	2	
11	90151-06M02	SCREW, COUNTERSUNK VIS, TETE NOYEE	2	2	2	2	
12	91690-40010	PIN, SPRING AGRASSE	2	2	2	2	
13	90119-06027	BOLT, WITH WASHER BOULON, AVEC RONDELLE	28	28	28	28	
14	90340-18M09	PLUG, STRAIGHT SCREW PLOT, FILETE DROIT	2	2	2	2	
15	90201-186F1	WASHER, PLATE RONDELLE, PLATE	2	2	2	2	
16	6P2-11119-00	HANGER, ENGINE ANNEAU, LEVAGE	1	1	1	1	
17	6P2-1111E-00	HANGER, ENGINE 2 ANNEAU, LEVAGE 2	1	1	1	1	
18	90105-06M09	BOLT, FLANGE BOULON	6	6	6	6	
19	6CB-86120-00	SOLENOID VALVE ASSY SOLENOIDE	2	2	2	2	
20	6CB-1242F-00	GASKET, FILTER JOINT, FILTRE	2	2	2	2	
21	90105-06035	BOLT, FLANGE BOULON	6	6	6	6	

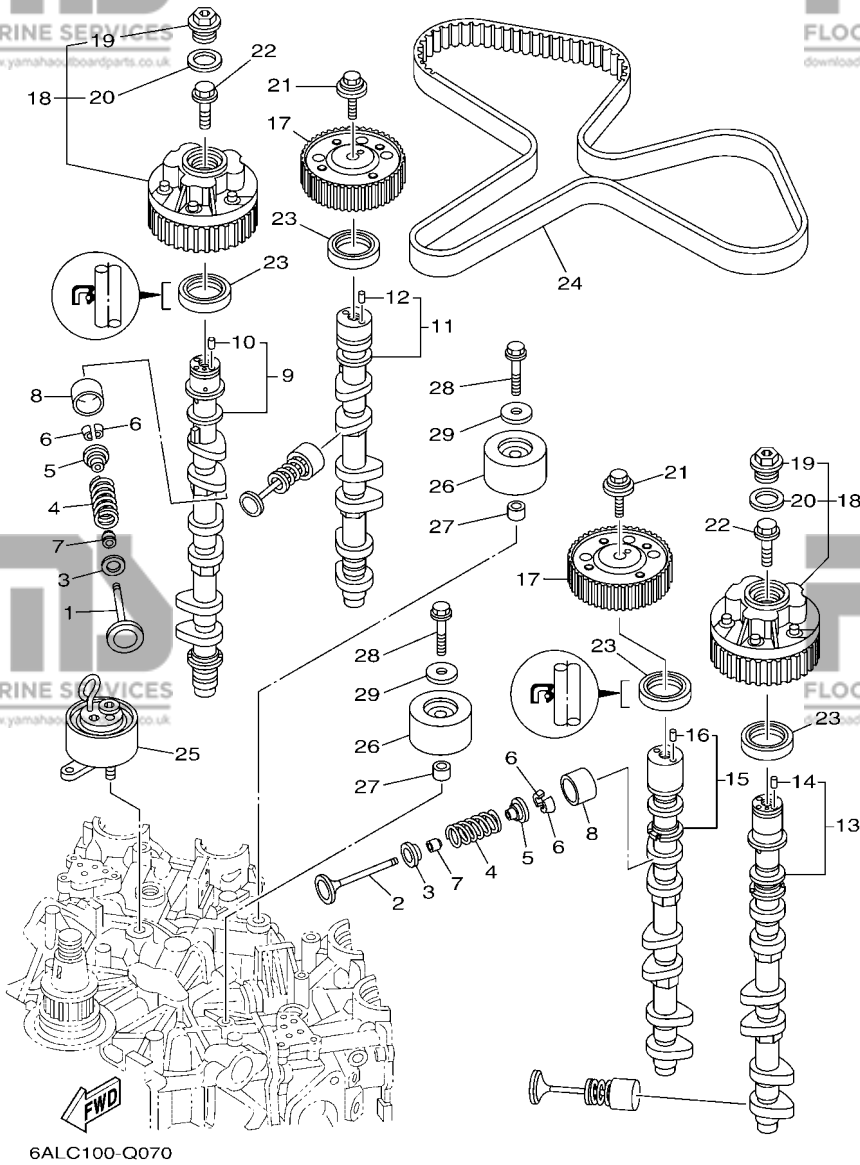


6ALC100-Q070

FIG. 7 VALVE

SOUPAPE

REF. NO.	PART NO. N° PIECES	DESCRIPTION DESCRIPTION	6ALD	6ASC	6AMD	6ATC	REMARKS REMARQUES
1	6P2-12111-10	VALVE, INTAKE SOUPAPE, ADMISSION	12	12	12	12	
2	6DX-12121-00	VALVE, EXHAUST SOUPAPE, ECHAPPEMENT	12	12	12	12	
3	K0F-A3743-00	SEAT, VALVE SPRING SIEGE, RESSORT DE SOUPAPE	24	24	24	24	
4	6CB-12113-00	SPRING, VALVE INNER RESSORT DE SOUPAPE, INTERNE	24	24	24	24	
5	K0F-A3741-00	RETAINER, VALVE SPRING BUTEE DE RESSORT DE SOUPAPA	24	24	24	24	
6	K0F-A3742-00	LOCK, VALVE SPRING RETAINER FRAISE, SOUPAPE	48	48	48	48	
7	51Y-12119-00	SEAL, VALVE STEM JOINT, QUEUE DE SOUPAPE	24	24	24	24	
8	K0F-A3751-00	LIFTER, VALVE (3.000) LEVE-SOUPAPE (3.000)	24	24	24	24	UR
	K0F-A3751-10	LIFTER, VALVE (3.025) LEVE-SOUPAPE (3.025)	24	24	24	24	UR
	K0F-A3751-20	LIFTER, VALVE (3.050) LEVE-SOUPAPE (3.050)	24	24	24	24	UR
	K0F-A3751-30	LIFTER, VALVE (3.075) LEVE-SOUPAPE (3.075)	24	24	24	24	UR
	K0F-A3751-40	LIFTER, VALVE (3.100) LEVE-SOUPAPE (3.100)	24	24	24	24	UR
	K0F-A3751-50	LIFTER, VALVE (3.122) LEVE-SOUPAPE (3.122)	24	24	24	24	UR
	K0F-A3751-60	LIFTER, VALVE (3.142) LEVE-SOUPAPE (3.142)	24	24	24	24	UR
	K0F-A3751-70	LIFTER, VALVE (3.162) LEVE-SOUPAPE (3.162)	24	24	24	24	UR
	K0F-A3751-80	LIFTER, VALVE (3.182) LEVE-SOUPAPE (3.182)	24	24	24	24	UR
	K0F-A3751-90	LIFTER, VALVE (3.202) LEVE-SOUPAPE (3.202)	24	24	24	24	UR
	K0F-A3751-A0	LIFTER, VALVE (3.222) LEVE-SOUPAPE (3.222)	24	24	24	24	UR
	K0F-A3751-B0	LIFTER, VALVE (3.242) LEVE-SOUPAPE (3.242)	24	24	24	24	UR
	K0F-A3751-C0	LIFTER, VALVE (3.262) LEVE-SOUPAPE (3.262)	24	24	24	24	UR
	K0F-A3751-D0	LIFTER, VALVE (3.282) LEVE-SOUPAPE (3.282)	24	24	24	24	UR
	K0F-A3751-E0	LIFTER, VALVE (3.302) LEVE-SOUPAPE (3.302)	24	24	24	24	UR
	K0F-A3751-F0	LIFTER, VALVE (3.322) LEVE-SOUPAPE (3.322)	24	24	24	24	UR
	K0F-A3751-G0	LIFTER, VALVE (3.342) LEVE-SOUPAPE (3.342)	24	24	24	24	UR
	K0F-A3751-H0	LIFTER, VALVE (3.362) LEVE-SOUPAPE (3.362)	24	24	24	24	UR
	K0F-A3751-J0	LIFTER, VALVE (3.382) LEVE-SOUPAPE (3.382)	24	24	24	24	UR
	K0F-A3751-K0	LIFTER, VALVE (3.402) LEVE-SOUPAPE (3.402)	24	24	24	24	UR

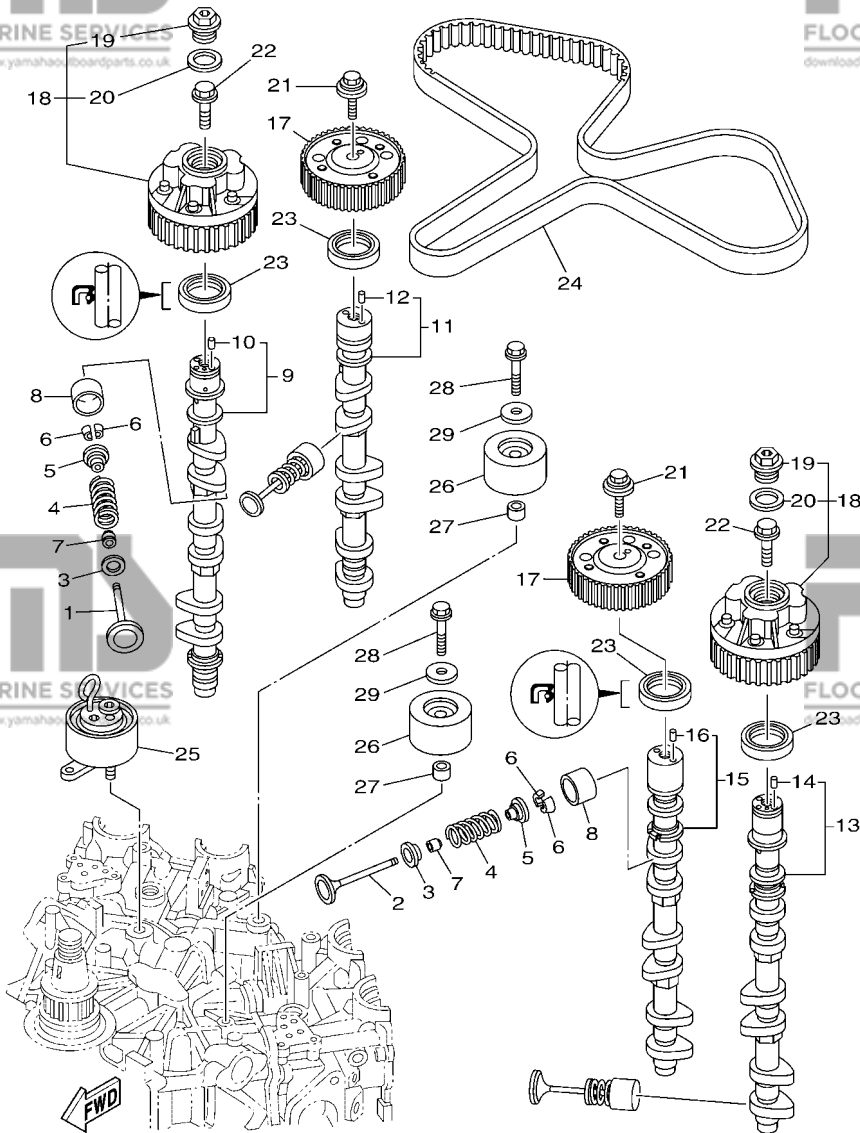


6ALC100-Q070

FIG. 7 VALVE

SOUPAPE

REF. NO.	PART NO. N° PIECES	DESCRIPTION DESCRIPTION	6ALD	6ASC	6AMD	6ATC	REMARKS REMARQUES
8	K0F-A3751-L0	LIFTER, VALVE (3.422) LEVE-SOUPAPE (3.422)	24	24	24	24	UR
	K0F-A3751-M0	LIFTER, VALVE (3.442) LEVE-SOUPAPE (3.442)	24	24	24	24	UR
	K0F-A3751-N0	LIFTER, VALVE (3.462) LEVE-SOUPAPE (3.462)	24	24	24	24	UR
	K0F-A3751-P0	LIFTER, VALVE (3.482) LEVE-SOUPAPE (3.482)	24	24	24	24	UR
	K0F-A3751-R0	LIFTER, VALVE (3.502) LEVE-SOUPAPE (3.502)	24	24	24	24	UR
	K0F-A3751-S0	LIFTER, VALVE (3.522) LEVE-SOUPAPE (3.522)	24	24	24	24	UR
	K0F-A3751-T0	LIFTER, VALVE (3.542) LEVE-SOUPAPE (3.542)	24	24	24	24	UR
	K0F-A3753-00	LIFTER, VALVE (3.562) LEVE-SOUPAPE (3.562)	24	24	24	24	UR
	K0F-A3753-10	LIFTER, VALVE (3.582) LEVE-SOUPAPE (3.582)	24	24	24	24	UR
	K0F-A3753-20	LIFTER, VALVE (3.602) LEVE-SOUPAPE (3.602)	24	24	24	24	UR
	K0F-A3753-30	LIFTER, VALVE (3.625) LEVE-SOUPAPE (3.625)	24	24	24	24	UR
	K0F-A3753-40	LIFTER, VALVE (3.650) LEVE-SOUPAPE (3.650)	24	24	24	24	UR
	K0F-A3753-50	LIFTER, VALVE (3.675) LEVE-SOUPAPE (3.675)	24	24	24	24	UR
	K0F-A3753-60	LIFTER, VALVE (3.700) LEVE-SOUPAPE (3.700)	24	24	24	24	UR
	K0F-A3753-70	LIFTER, VALVE (3.725) LEVE-SOUPAPE (3.725)	24	24	24	24	UR
9	6P2-12171-11	CAMSHAFT 1 ARBRE A CAMES 1	1	1	1	1	
10	93605-10108	.PIN, DOWEL .AXE	1	1	1	1	
11	6P2-12181-11	CAMSHAFT 2 ARBRE A CAMES 2	1	1	1	1	
12	93605-10108	.PIN, DOWEL .AXE	1	1	1	1	
13	6P2-12172-11	CAMSHAFT 3 ARBRE A CAMES 3	1	1	1	1	
14	93605-10108	.PIN, DOWEL .AXE	1	1	1	1	
15	6P2-12182-11	CAMSHAFT 4 ARBRE A CAMES 4	1	1	1	1	
16	93605-10108	.PIN, DOWEL .AXE	1	1	1	1	
17	6FA-11567-00	GEAR, DRIVEN 2 PIGNON SECONDAIRE 2	2	2	2	2	
18	6P2-12645-20	PULLEY ASSY 1 POULIE COMPLET 1	2	2	2	2	
19	6P2-12623-00	.BOLT .BOULON	1	1	1	1	
20	6P2-12663-00	.GASKET .JOINT	1	1	1	1	



6ALC100-Q070

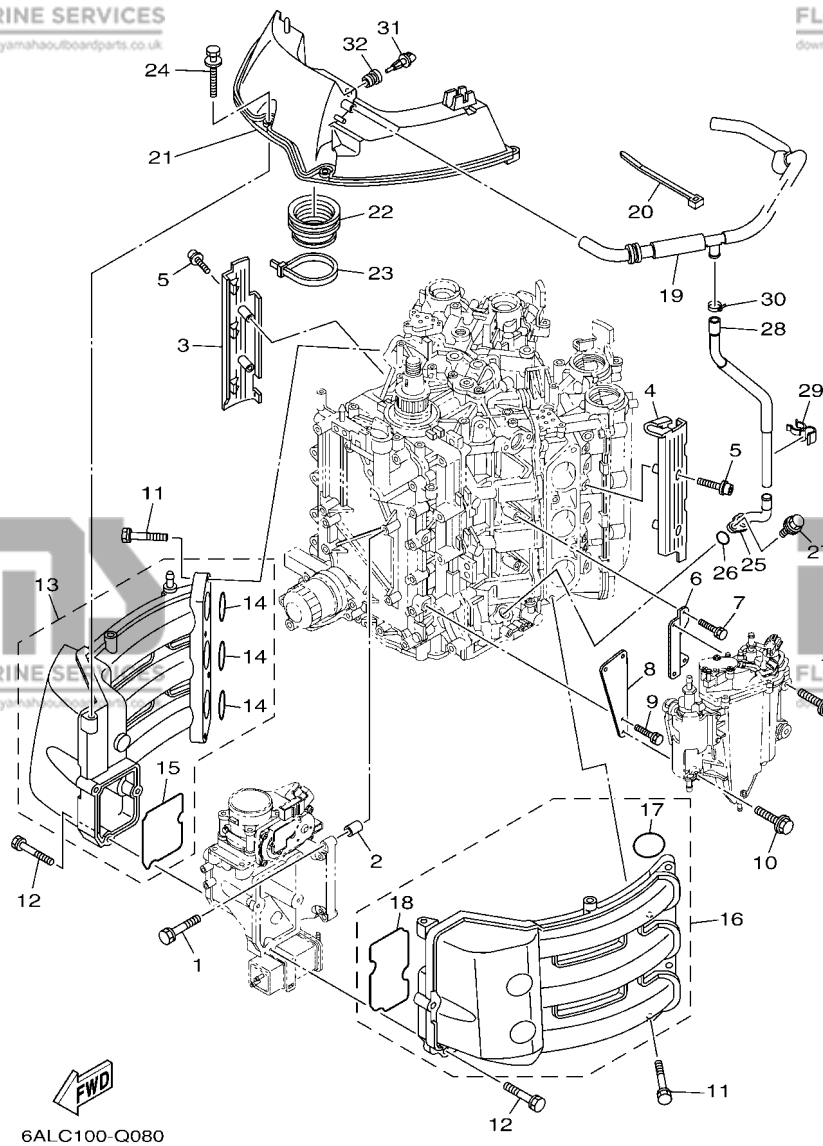
FIG. 7 VALVE

SOUPAPE

REF. NO.	PART NO. N° PIECES	DESCRIPTION DESCRIPTION	6ALD	6ASC	6AMD	6ATC	REMARKS REMARQUES
21	90119-10050	BOLT, WITH WASHER BOULON, AVEC RONDELLE	2	2	2	2	
22	6P2-12615-00	BOLT BOULON	2	2	2	2	
23	93102-38008	OIL SEAL JOINT SPY	4	4	4	4	
24	6P2-46241-02	BELT COURROIE TRAPEZOIDALE	1	1	1	1	
25	6P2-11590-01	TENSIONER ASSY TENDEUR (ENS.)	1	1	1	1	
26	6P2-15512-00	GEAR, IDLER 1 PIGNON, INTERMEDIAIRE 1	2	2	2	2	
27	99530-14016	PIN, DOWEL GOUJON, D'ASSEMBLAGE	2	2	2	2	
28	90119-10M07	BOLT, WITH WASHER BOULON, AVEC RONDELLE	2	2	2	2	
29	90201-10M01	WASHER, PLATE RONDELLE, PLATE	2	2	2	2	

FIG. 8 INTAKE 1

ADMISSION 1



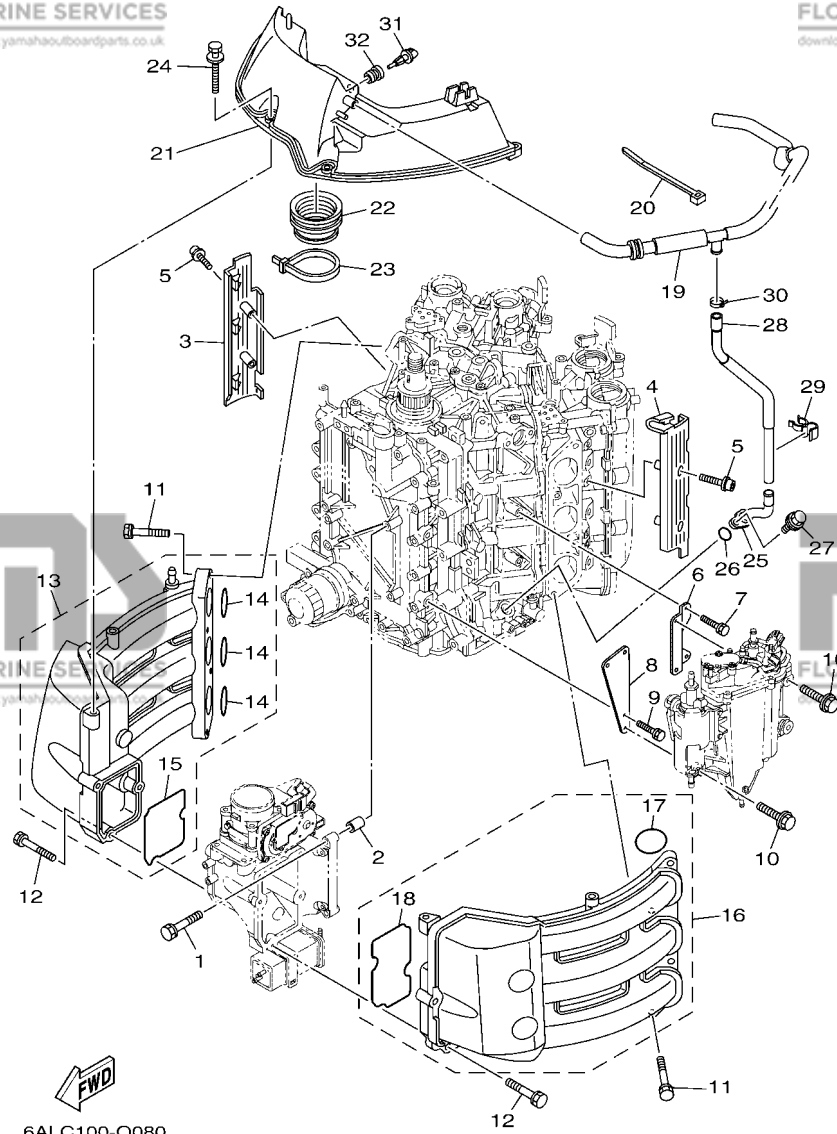
6ALC100-Q080

REF. NO.	PART NO. N° PIECES	DESCRIPTION DESCRIPTION	6ALD	6ASC	6AMD	6ATC	REMARKS REMARQUES
1	97575-08540	BOLT, WITH WASHER VIS HEXAGONAL AVC RONDELLE	4	4	4	4	
2	99530-10114	PIN, DOWEL GOUJON, D'ASSEMBLAGE	2	2	2	2	
3	6P2-13564-00	COVER, MANIFOLD COUVERCLE, TUBULURE	1	1	1	1	
4	6P2-13594-00	COVER, MANIFOLD 2 COUVERCLE, TUBULURE 2	1	1	1	1	
5	90110-06038	BOLT, HEXAGON SOCKET HEAD BOULON, TETE HEXAGONALE CREUSE	4	4	4	4	
6	6P2-24422-10	PLATE PLAQUETTE	1	1	1	1	
7	97575-06516	BOLT, WITH WASHER VIS HEXAGONAL AVC RONDELLE	2	2	2	2	
8	6P2-24419-00	BRKT., SEPARATOR SUPPORT	1	1	1	1	
9	97575-06516	BOLT, WITH WASHER VIS HEXAGONAL AVC RONDELLE	2	2	2	2	
10	90119-06269	BOLT, WITH WASHER BOULON, AVEC RONDELLE	4	4	4	4	
11	97575-08540	BOLT, WITH WASHER VIS HEXAGONAL AVC RONDELLE	8	8	8	8	
12	90119-06MA6	BOLT, WITH WASHER BOULON, AVEC RONDELLE	7	7	7	7	
13	6P2-13641-00	MANIFOLD, INTAKE 1 TUBULURE, ADMISSION 1	1	1	1	1	
14	6P2-13645-00	.GASKET, MANIFOLD 1 .JOINT, TUBULURE 1	3	3	3	3	
15	6P2-13646-00	.GASKET, MANIFOLD 2 .JOINT, TUBULURE 2	1	1	1	1	
16	6P2-13642-00	MANIFOLD 2 TUBULURE 2	1	1	1	1	
17	6P2-13645-00	.GASKET, MANIFOLD 1 .JOINT, TUBULURE 1	3	3	3	3	
18	6P2-13647-00	.GASKET, MANIFOLD 3 .JOINT, TUBULURE 3	1	1	1	1	
19	6P2-15373-02	PIPE, BREATHER DURITE DE RENIFLARD	1	1	1	1	
20	90465-13M18	CLAMP BRIDE	1	1	1	1	
21	6P2-14440-00	SILENCER ASSY, INTAKE SIENCIEUX D'ADMISSION	1	1	1	1	
22	6P2-1441J-00	PIPE, SILENCER DURITE, DE SIENCIEUX	1	1	1	1	
23	90464-99004	CLAMP BRIDE	1	1	1	1	
24	90119-06M35	BOLT, WITH WASHER BOULON, AVEC RONDELLE	4	4	4	4	
25	6P2-11372-00	NIPPLE, HOSE RACCORD, TUYAU	1	1	1	1	
26	93210-19MJ3	O-RING JOINT TORIQUE	1	1	1	1	
27	97595-06620	BOLT, WITH WASHER VIS HEXAGONAL AVC RONDELLE	1	1	1	1	

FIG. 8 INTAKE 1

ADMISSION 1

REF. NO.	PART NO. N° PIECES	DESCRIPTION DESCRIPTION	6ALD	6ASC	6AMD	6ATC	REMARKS REMARQUES
28	6P2-11377-00	HOSE DURITE	1	1	1	1	
29	90464-20011	CLAMP BRIDE	1	1	1	1	
30	90465-11M10	CLAMP BRIDE	1	1	1	1	
31	63P-85886-00	SENSOR, AIR TEMPERATURE SONDE	1	1	1	1	
32	63P-14435-00	GROMMET RONDELLE CAOUTCHOUC	1	1	1	1	



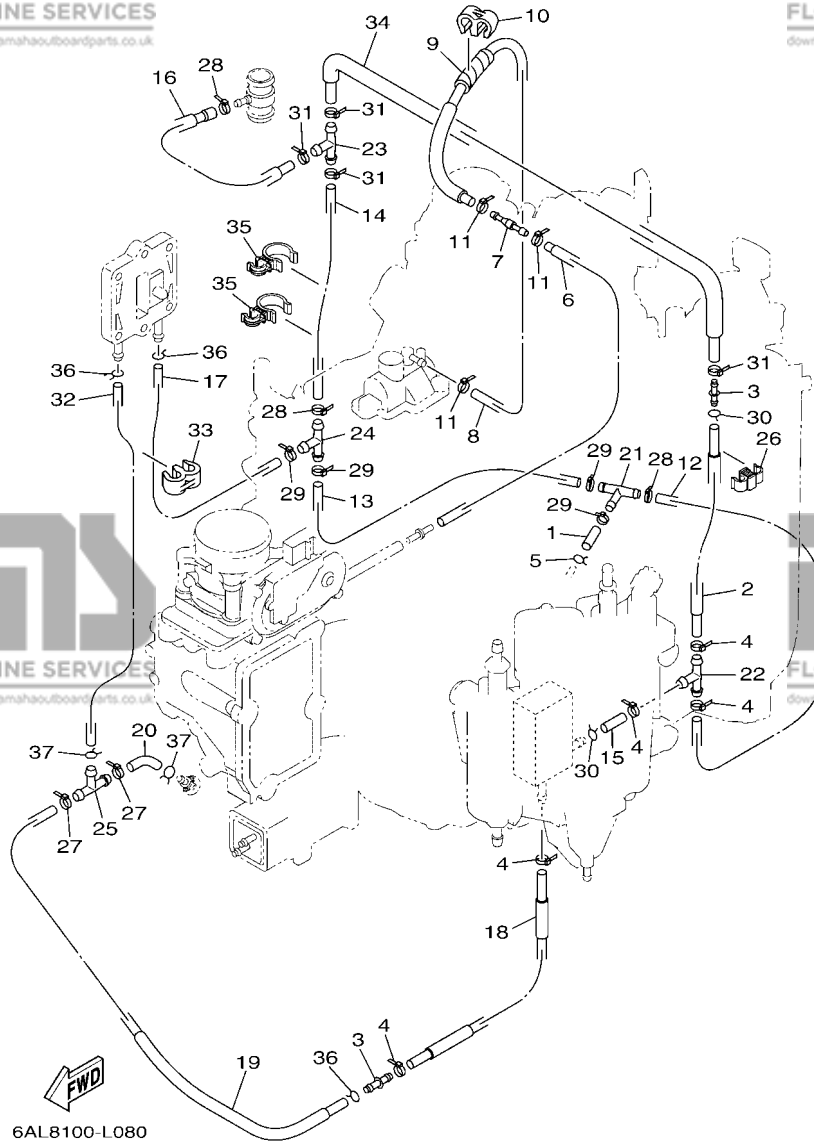


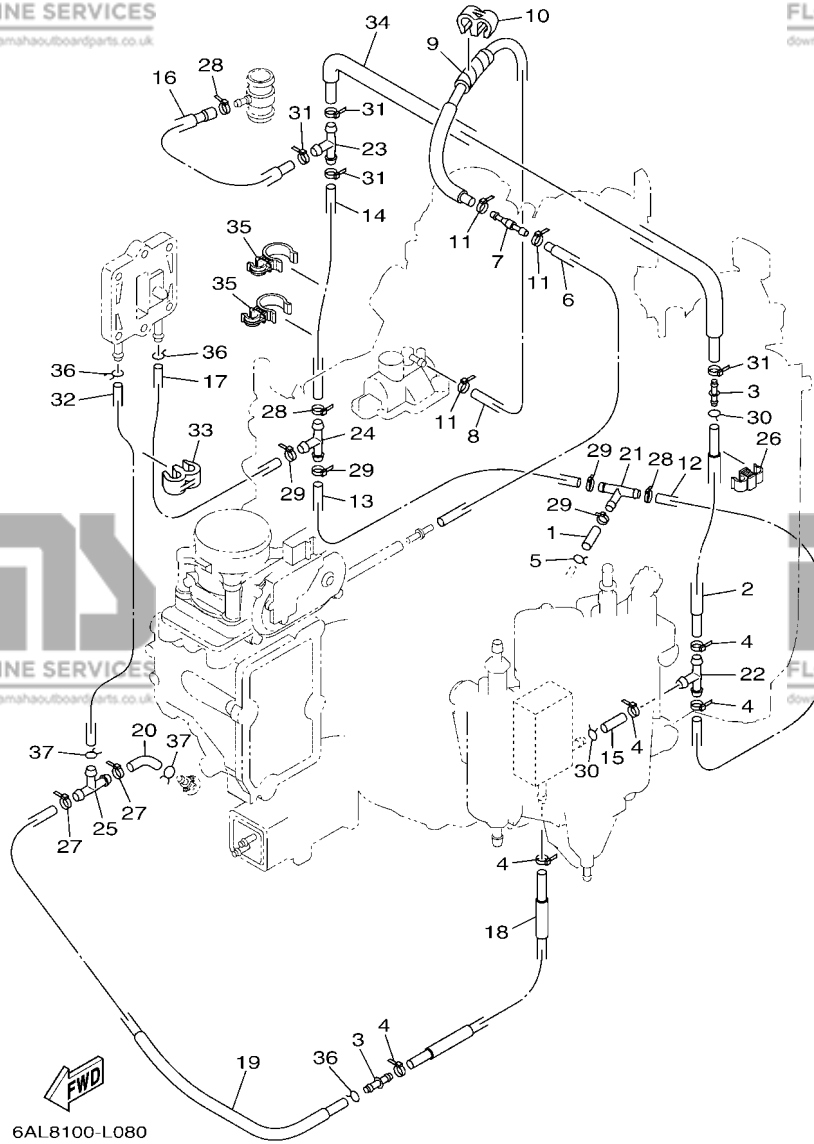
FIG. 9 INTAKE 2

ADMISSION 2

REF. NO.	PART NO. N° PIECES	DESCRIPTION DESCRIPTION	6ALD	6ASC	6AMD	6ATC	REMARKS REMARQUES
1	90445-09040	HOSE (L50) DURITE (L50)	1	1	1	1	
2	6P2-12484-01	PIPE 4 DURITE 4	1	1	1	1	
3	6CE-24376-01	PIPE, JOINT 1 DURITE 1, RACCORDEMENT	2	2	2	2	
4	90465-11M10	CLAMP BRIDE	5	5	5	5	
5	90467-09M03	CLIP JONC	1	1	1	1	
6	6P2-12482-00	PIPE 2 DURITE 2	1	1	1	1	
7	6E5-21744-00	BREATHER RENIFLARD	1	1	1	1	
8	6P2-12483-00	PIPE 3 DURITE 3	1	1	1	1	
9	90446-10M01	HOSE (L60) DURITE (L60)	1	1	1	1	
10	90464-60067	CLAMP BRIDE	1	1	1	1	
11	90465-11M10	CLAMP BRIDE	3	3	3	3	
12	90445-09041	HOSE (L500) DURITE (L500)	1	1	1	1	
13	90445-09224	HOSE (L270) DURITE (L270)	1	1	1	1	
14	90445-09097	HOSE (L250) DURITE (L250)	1	1	1	1	
15	90445-09220	HOSE (L30) DURITE (L30)	1	1	1	1	
16	6P2-12485-00	PIPE 5 DURITE 5	1	1	1	1	
17	6P2-1248A-00	PIPE 8 DURITE 8	1	1	1	1	
18	6P2-1248E-00	PIPE 9 DURITE	1	1	1	1	
19	6P2-14752-00	PIPE, OUTLET PMBOUT DE SILENCIEUX	1	1	1	1	
20	61A-24316-00	PIPE 6 DURITE 6	1	1	1	1	
21	688-24378-00	PIPE, JOINT 3 DURITE RACCORDEMENT 3	1	1	1	1	
22	688-24378-00	PIPE, JOINT 3 DURITE RACCORDEMENT 3	1	1	1	1	
23	688-24378-00	PIPE, JOINT 3 DURITE RACCORDEMENT 3	1	1	1	1	
24	688-24378-00	PIPE, JOINT 3 DURITE RACCORDEMENT 3	1	1	1	1	
25	688-24378-00	PIPE, JOINT 3 DURITE RACCORDEMENT 3	1	1	1	1	
26	90464-09013	CLAMP BRIDE	1	1	1	1	
27	90465-11M10	CLAMP BRIDE	2	2	2	2	

FIG. 9 INTAKE 2

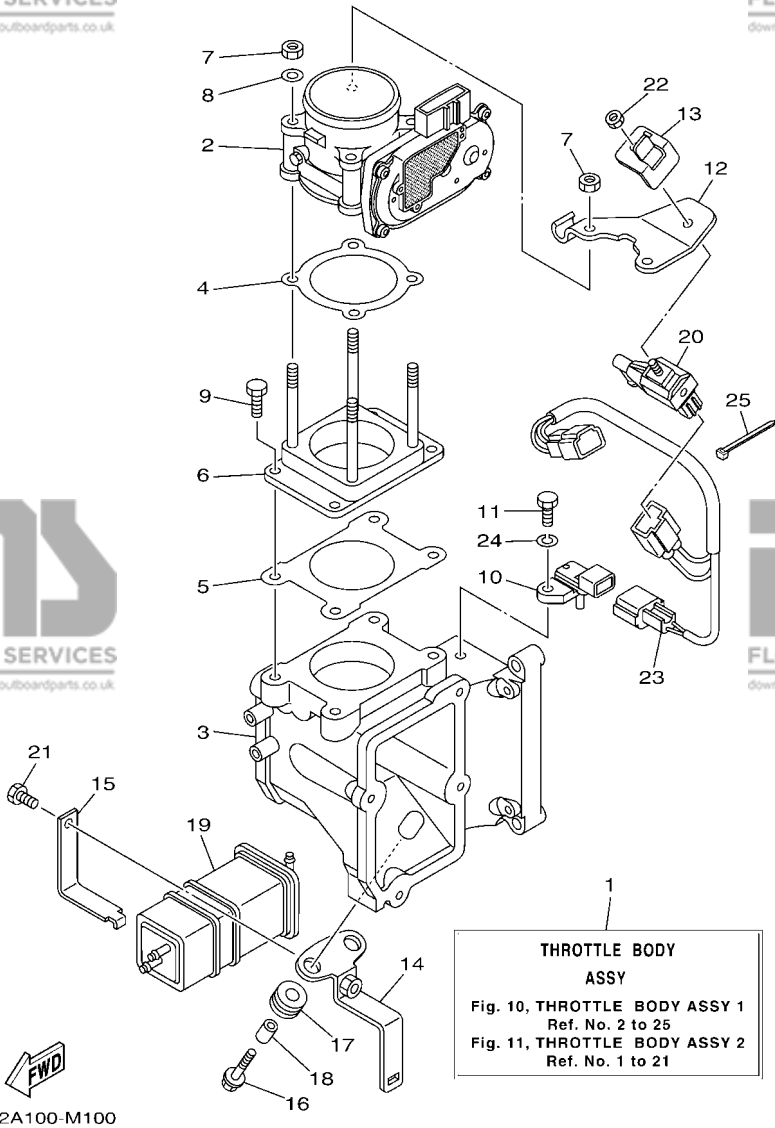
ADMISSION 2



REF. NO.	PART NO. N° PIECES	DESCRIPTION DESCRIPTION	6ALD	6ASC	6AMD	6ATC	REMARKS REMARQUES
28	90465-11M10	CLAMP BRIDE	3	3	3	3	
29	90465-11M10	CLAMP BRIDE	4	4	4	4	
30	90467-08M18	CLIP JONC	2	2	2	2	
31	90465-11M10	CLAMP BRIDE	4	4	4	4	
32	90445-09304	HOSE (L310) DURITE (L310)	1	1	1	1	
33	90464-60067	CLAMP BRIDE	1	1	1	1	
34	6P2-12481-12	PIPE 1 DURITE 1	1	1	1	1	
35	90464-21002	CLAMP BRIDE	2	2	2	2	
36	90467-08M18	CLIP JONC	3	3	3	3	
37	90467-09M09	CLIP JONC	2	2	2	2	

FIG. 10 THROTTLE BODY ASSY 1

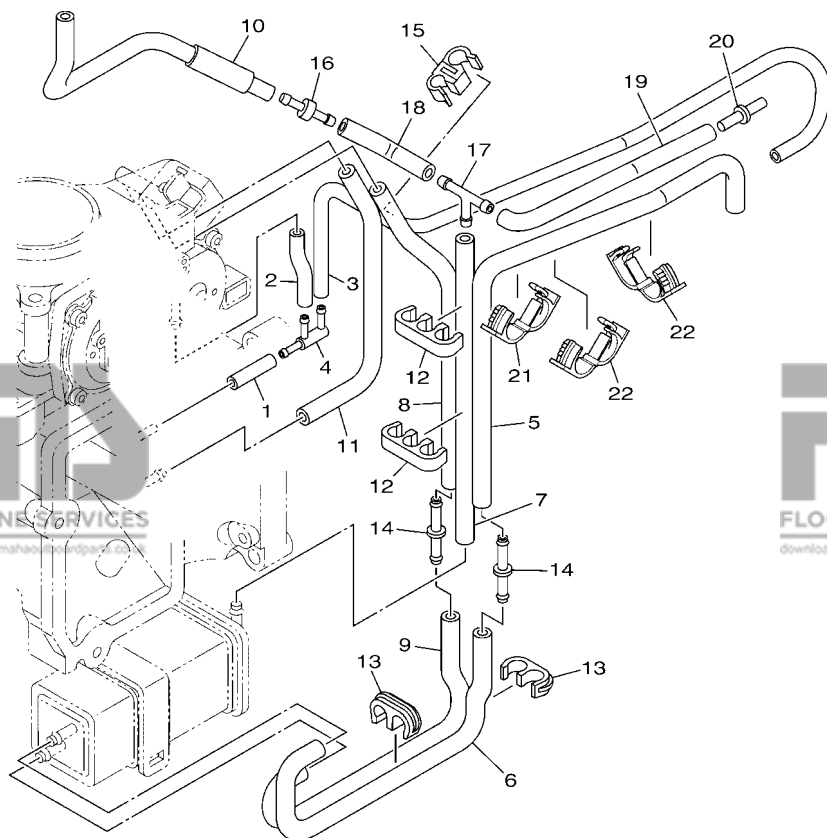
CARTER D'ACCELERATEUR 1



REF. NO.	PART NO. N° PIECES	DESCRIPTION DESCRIPTION	6ALD	6ASC	6AMD	6ATC	REMARKS REMARQUES
1	6P2-13750-10	THROTTLE BODY ASSY CARTER D'ACCELERATEUR COMPLET	1	1	1	1	
2	6P2-13751-01	BODY, THROTTLE 1 CARTER 1	1	1	1	1	
3	6P2-13711-00	MIXING BODY CHAMBRE DE MELANGE	1	1	1	1	
4	6P2-13556-00	GASKET, MANIFOLD JOINT, TUBULURE	1	1	1	1	
5	6P2-13557-00	GASKET JOINT	1	1	1	1	
6	6P2-14360-00	THROTTLE DAMPER ASSY AMORISSEUR D'ACCELERATEUR	1	1	1	1	
7	6P2-13588-00	NUT ECROU	4	4	4	4	
8	6P2-13578-00	WASHER RONDELLE	2	2	2	2	
9	6P2-14496-00	BOLT BOULON	4	4	4	4	
10	6P2-82380-00	SENSOR, PRESSURE SONDE DE PRESSION	1	1	1	1	
11	6P2-13573-00	BOLT 1 BOULON 1	1	1	1	1	
12	6P2-14255-00	PLATE PLAQUE	1	1	1	1	
13	6P2-14159-00	CLIP JONC	1	1	1	1	
14	6P2-2134X-00	BRACKET, CANISTER SUPPORT	1	1	1	1	
15	6P2-2419A-00	HOLDER SUPPORT	1	1	1	1	
16	90119-06M59	BOLT, WITH WASHER BOULON, AVEC RONDELLE	2	2	2	2	
17	90480-10M23	GROMMET PASSE-FIL	2	2	2	2	
18	90387-06289	COLLAR COLLERETTE	2	2	2	2	
19	6P2-24170-00	CANISTER ASSY BANDE, RASERVOIR A ESSENCE	1	1	1	1	
20	6C5-86120-00	SOLENOID VALVE ASSY SOLENOIDE	1	1	1	1	
21	6P2-13574-00	BOLT 2 BOULON 2	1	1	1	1	
22	69J-14164-00	NUT, HOLDING ECROU, FIXATION	1	1	1	1	
23	6P2-8258A-00	EXTENSION, WIRE HARNESS EXTENSION, FAISCEAU DE FILS	1	1	1	1	
24	68V-14356-00	WASHER, SPRING RONDELLE	1	1	1	1	
25	68V-2481H-00	CLAMP BRIDE	1	1	1	1	

FIG. 11 THROTTLE BODY ASSY 2

CARTER D'ACCELERATEUR 2

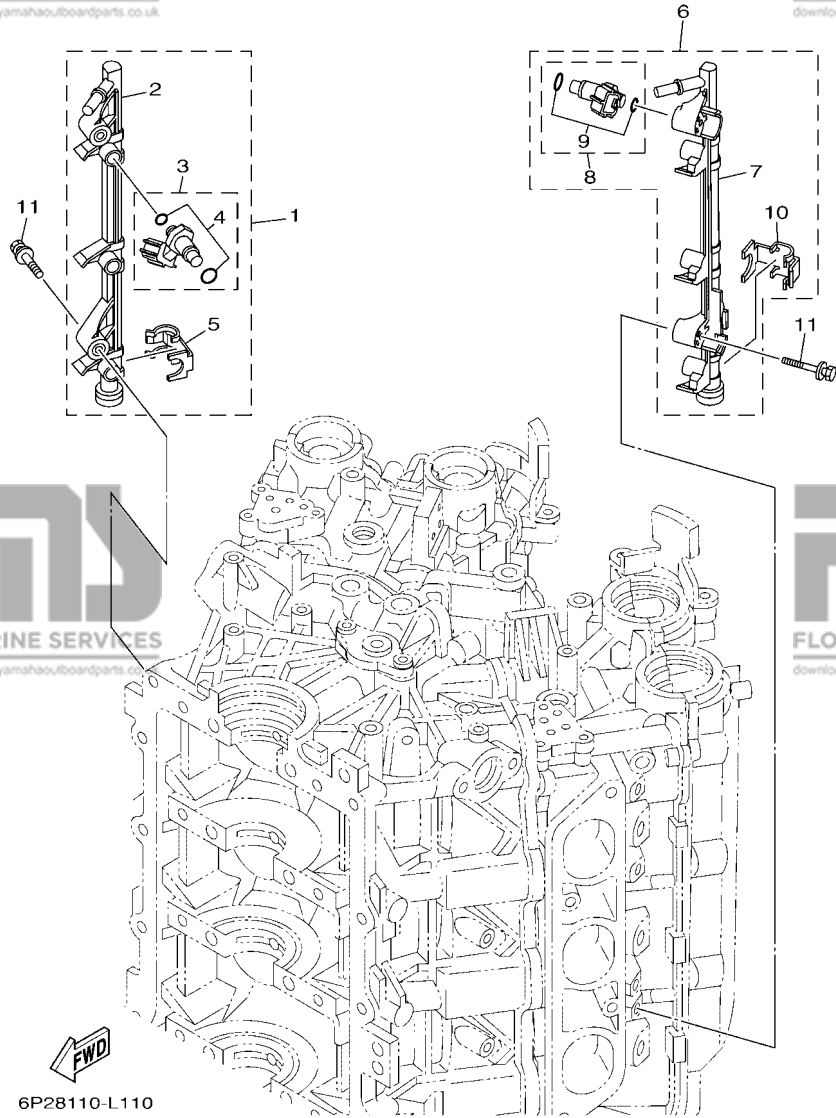


FWD
6P28110-L100

REF. NO.	PART NO. N° PIECES	DESCRIPTION DESCRIPTION	6ALD	6ASC	6AMD	6ATC	REMARKS REMARQUES
1	6P2-14349-00	PIPE DURITE	1	1	1	1	
2	6P2-13533-00	HOSE, VACUUM SENSING 4 DURITE 4	1	1	1	1	
3	6P2-13532-10	HOSE, VACUUM SENSING 3 DURITE 3	1	1	1	1	
4	6P2-13595-00	JOINT RACCORD	1	1	1	1	
5	6P2-1475A-10	PIPE 1 DURITE 1	1	1	1	1	
6	6P2-1475E-00	PIPE 2 DURITE	1	1	1	1	
7	6P2-13545-00	HOSE 1 DURITE 1	1	1	1	1	
8	6P2-1475F-00	PIPE 3 DURITE 3	1	1	1	1	
9	6P2-1475G-00	PIPE 4 DURITE 4	1	1	1	1	
10	6P2-13546-00	HOSE 2 DURITE 2	1	1	1	1	
11	6P2-2416A-00	HOSE DURITE	1	1	1	1	
12	6P2-24135-00	CLAMP 1 COLLIER 1	2	2	2	2	
13	6P2-24136-00	CLAMP 2 COLLIER 2	2	2	2	2	
14	6P2-13758-00	PIPE, JOINT DURITE	2	2	2	2	
15	6P2-24137-00	CLAMP 3 COLLIER 3	1	1	1	1	
16	6E5-21744-00	BREATHER RENIFLARD	1	1	1	1	
17	688-24378-00	PIPE, JOINT 3 DURITE RACCORDEMENT 3	1	1	1	1	
18	6P2-13547-00	HOSE 3 DURITE 3	1	1	1	1	
19	6P2-13548-10	HOSE, AIR 4 DURITE, A AIR 4	1	1	1	1	
20	6P2-24376-00	PIPE, JOINT 1 DURITE 1, RACCORDEMENT	1	1	1	1	
21	90464-18004	CLAMP BRIDE	1	1	1	1	
22	90464-18004	CLAMP BRIDE	2	2	2	2	

FIG. 12 THROTTLE BODY ASSY 3

CARTER D'ACCELERATEUR 3



REF. NO.	PART NO. N° PIECES	DESCRIPTION DESCRIPTION	6ALD	6ASC	6AMD	6ATC	REMARKS REMARQUES
1	6P2-13160-11	DELIVERY PIPE ASSY 1 ENS. TUBE DE REFOULEMENT 1	1	1	1	1	
2	6P2-13161-00	.PIPE, DELIVERY 1 .DURITE REFOULEMENT 1	1	1	1	1	
3	6P2-13761-11	.INJECTOR .INJECTEUR	3	3	3	3	
4	6C5-1410B-00	..PACKING KIT ..POCHETTE DE JOINTS	1	1	1	1	
5	6P2-13577-00	.CLIP .AGRAFE	3	3	3	3	
6	6P2-13170-11	DELIVERY PIPE ASSY 2 ENS. TUBE DE REFOULEMENT 2	1	1	1	1	
7	6P2-13171-00	.PIPE, DELIVERY 2 .DURITE REFOULEMENT	1	1	1	1	
8	6P2-13761-11	.INJECTOR .INJECTEUR	3	3	3	3	
9	6C5-1410B-00	..PACKING KIT ..POCHETTE DE JOINTS	1	1	1	1	
10	6P2-13577-00	.CLIP .AGRAFE	3	3	3	3	
11	90119-06122	BOLT, WITH WASHER BOULON, AVEC RONDELLE	4	4	4	4	

6P28110-L110

FIG. 13 FUEL INJECTION PUMP 1

POMPE A INJECTEUR 1

REF. NO.	PART NO. N° PIECES	DESCRIPTION DESCRIPTION	6ALD	6ASC	6AMD	6ATC	REMARKS REMARQUES
1	6P2-14180-51	FLOAT CHAMBER ASSY CUVE DE FLOTTEUR	1	1	1	1	
2	6AW-14182-11	COVER, FLOAT CHAMBER COUVERCLE, CUVE DE FLOTTEUR	1	1	1	1	
3	6CB-24501-01	.FILTER, FUEL .FILTRE	1	1	1	1	
4	6CB-24460-00	.RELIEF VALVE ASSY .SOUPAPE DE SECURITE COMPLET	1	1	1	1	
5	6CB-13016-00	.O-RING .JOINT TORIQUE	1	1	1	1	
6	6CB-14216-00	.SCREW .VIS	3	3	3	3	
7	6CB-24217-00	.COVER .COUVERCLE	1	1	1	1	
8	6CB-13906-01	.REGULATOR, PRESSURE .REGULATEUR DE PRESSION	1	1	1	1	
9	6CB-14564-00	.SCREW .VIS	1	1	1	1	
10	6CB-14146-00	.PLATE .PLAQUE	1	1	1	1	
11	68V-24379-10	PIPE, JOINT 4 DURITE RACCORDEMENT 4	1	1	1	1	
12	68V-14216-00	SCREW VIS	1	1	1	1	
13	68V-1475H-00	PIPE 5 DURITE 5	1	1	1	1	
14	68V-1475J-00	PIPE 6 DURITE 6	1	1	1	1	
15	6AW-14181-11	BODY, FLOAT CHAMBER 1 CORPS, CUVE DE FLOTTEUR 1	1	1	1	1	
16	6P2-14191-00	.PLUG, DRAIN .PLOT, VIDANGE	1	1	1	1	
17	6CB-14239-00	.SEAL .JOINT	1	1	1	1	
18	6CB-24452-10	.COVER .COUVERCLE	1	1	1	1	
19	6CB-14429-01	.SCREW .VIS	3	3	3	3	
20	6CB-24482-00	.GASKET 1 .JOINT 1	1	1	1	1	
21	63P-14567-00	SCREW VIS	6	6	6	6	
22	63P-13716-00	COLLAR COLLERETTE	4	4	4	4	
23	6CB-13593-00	DAMPER AMORTISSEUR	4	4	4	4	
24	6P2-13907-20	FUEL PUMP COMP. POMPE A CARBURANT COMP.	1	1	1	1	
25	63P-13915-00	FILTER FILTRE	1	1	1	1	
26	6AW-13132-00	JOINT RACCORD	1	1	1	1	
27	6CB-14985-00	FLOAT FLOTTEUR	1	1	1	1	

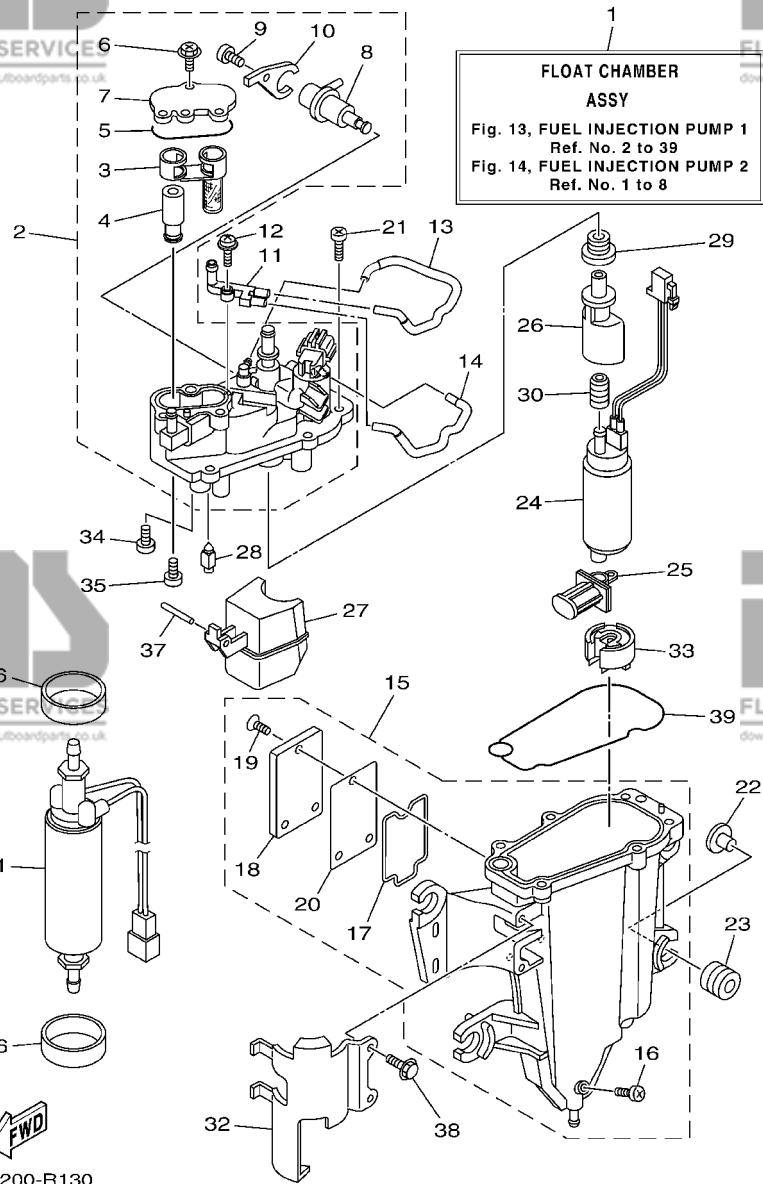
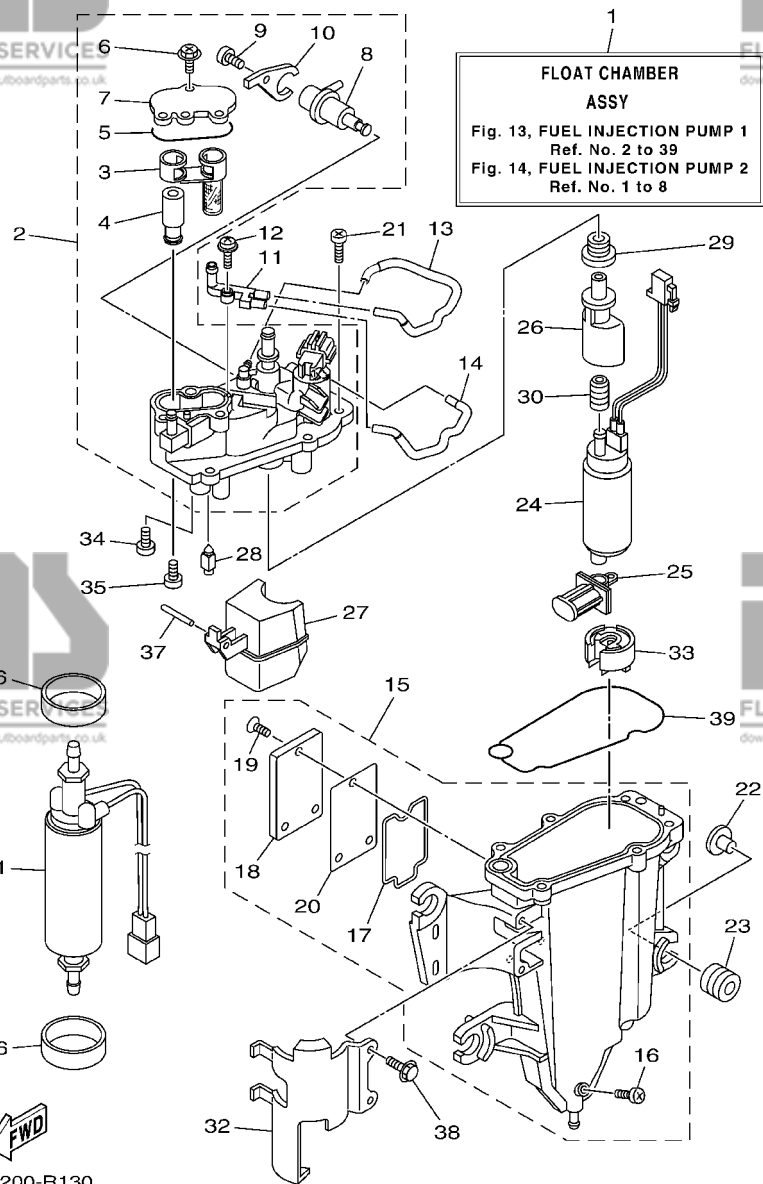


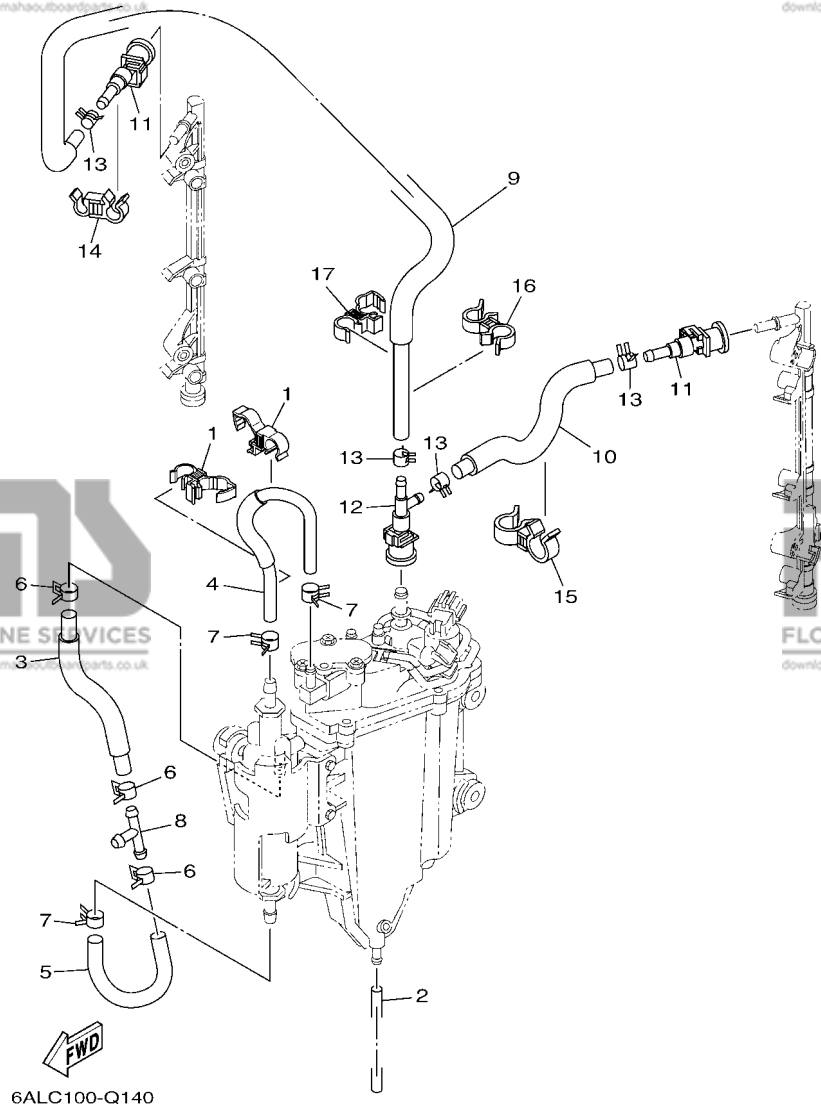
FIG. 13 FUEL INJECTION PUMP 1

POMPE A INJECTEUR 1

REF. NO.	PART NO. N° PIECES	DESCRIPTION DESCRIPTION	6ALD	6ASC	6AMD	6ATC	REMARKS REMARQUES
28	6CB-14546-00	VALVE, NEEDLE POINTEAU	1	1	1	1	
29	6CB-1447B-00	BUSH 1 DOUILLE 1	1	1	1	1	
30	6AW-13781-00	DAMPER, PUMP AMORTISSEUR, POMPE	1	1	1	1	
31	6CB-24410-00	FUEL PUMP ASSY POMPE A ESSENCE	1	1	1	1	
32	6AW-24491-10	BRACKET, FUEL PUMP SUPPORT, POMPE A ESSENCE	1	1	1	1	
33	6AW-13784-00	COVER, PUMP COUVERCLE, POMPE	1	1	1	1	
34	4SV-24453-00	SCREW VIS	1	1	1	1	
35	98507-04008	SCREW, PAN HEAD VIS, TETE TRONCONIQUE	1	1	1	1	
36	6CB-24492-00	BUSH, FUEL PUMP BAGUE	2	2	2	2	
37	6P2-14386-00	PIN, FLOAT AXE, FLOTTEUR	1	1	1	1	
38	6CB-24592-00	BOLT BOLTE	2	2	2	2	
39	6CB-14984-00	GASKET, FLOAT CHAMBER JOINT, CUVE DE FLOTTEUR	1	1	1	1	



6FJ1200-R130



6ALC100-Q140

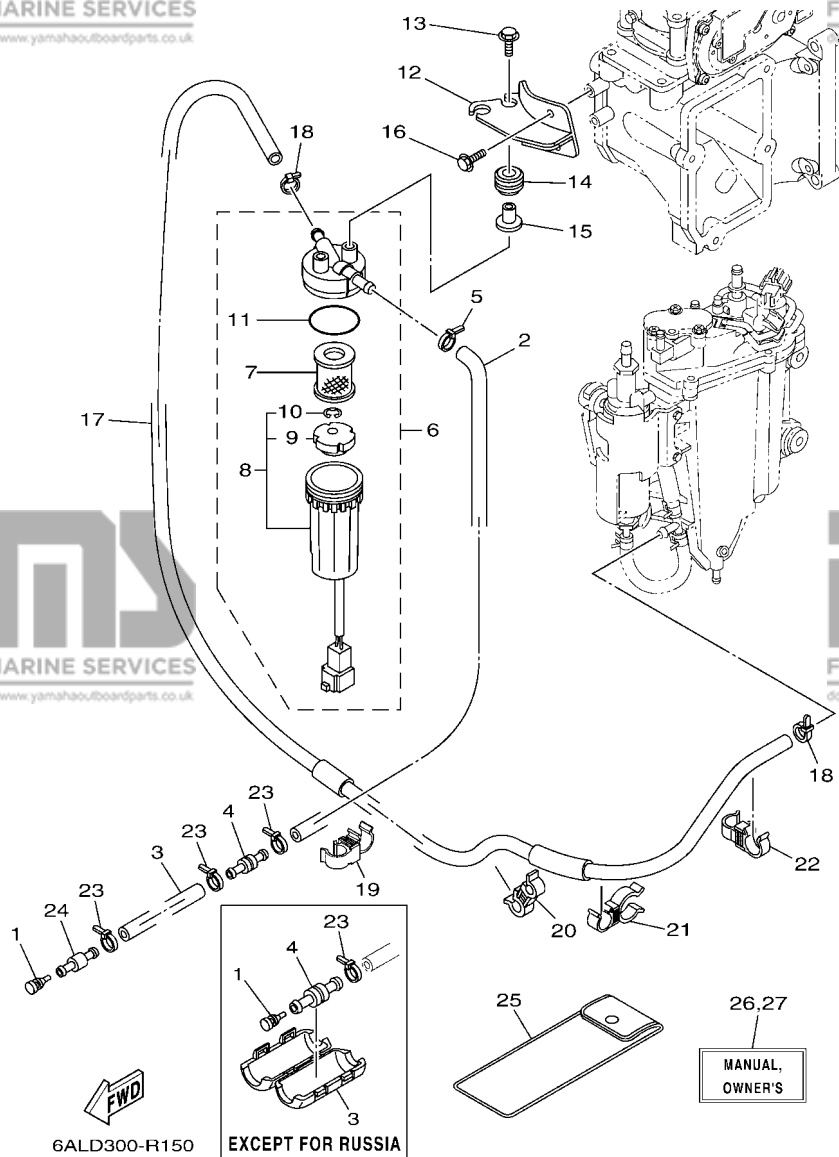
FIG. 14 FUEL INJECTION PUMP 2

POMPE A INJECTEUR 2

REF. NO.	PART NO. N° PIECES	DESCRIPTION DESCRIPTION	6ALD	6ASC	6AMD	6ATC	REMARKS REMARQUES
1	90464-12012	CLAMP BRIDE	2	2	2	2	
2	6P2-14149-00	PIPE DURITE	1	1	1	1	
3	6AW-24323-20	PIPE 12 DURITE 12	1	1	1	1	
4	6AW-24324-30	PIPE 13 DURITE 13	1	1	1	1	
5	6AW-24317-20	PIPE 7 DURITE 7	1	1	1	1	
6	69J-14137-00	CLIP JONC	3	3	3	3	
7	68V-13577-00	CLIP AGRAFE	3	3	3	3	
8	6E5-24378-00	PIPE, JOINT 3 DURITE, RACCORDEMENT 3	1	1	1	1	
9	6P2-13973-30	PIPE, FUEL 3 TUBE 3, CARBURANT	1	1	1	1	
10	6P2-13974-30	PIPE, FUEL 4 TUBE 4, CARBURANT	1	1	1	1	
11	6AW-24300-10	FUEL PIPE JOINT DURITE RACCORDEMT. A ESSENCE	2	2	2	2	
12	6P2-24300-00	FUEL PIPE JOINT DURITE RACCORDEMT. A ESSENCE	1	1	1	1	
13	68V-13577-00	CLIP AGRAFE	4	4	4	4	
14	90464-12010	CLAMP BRIDE	1	1	1	1	
15	90464-18005	CLAMP BRIDE	1	1	1	1	
16	90464-12009	CLAMP BRIDE	1	1	1	1	
17	90464-12012	CLAMP BRIDE	1	1	1	1	

FIG. 15 FUEL 1

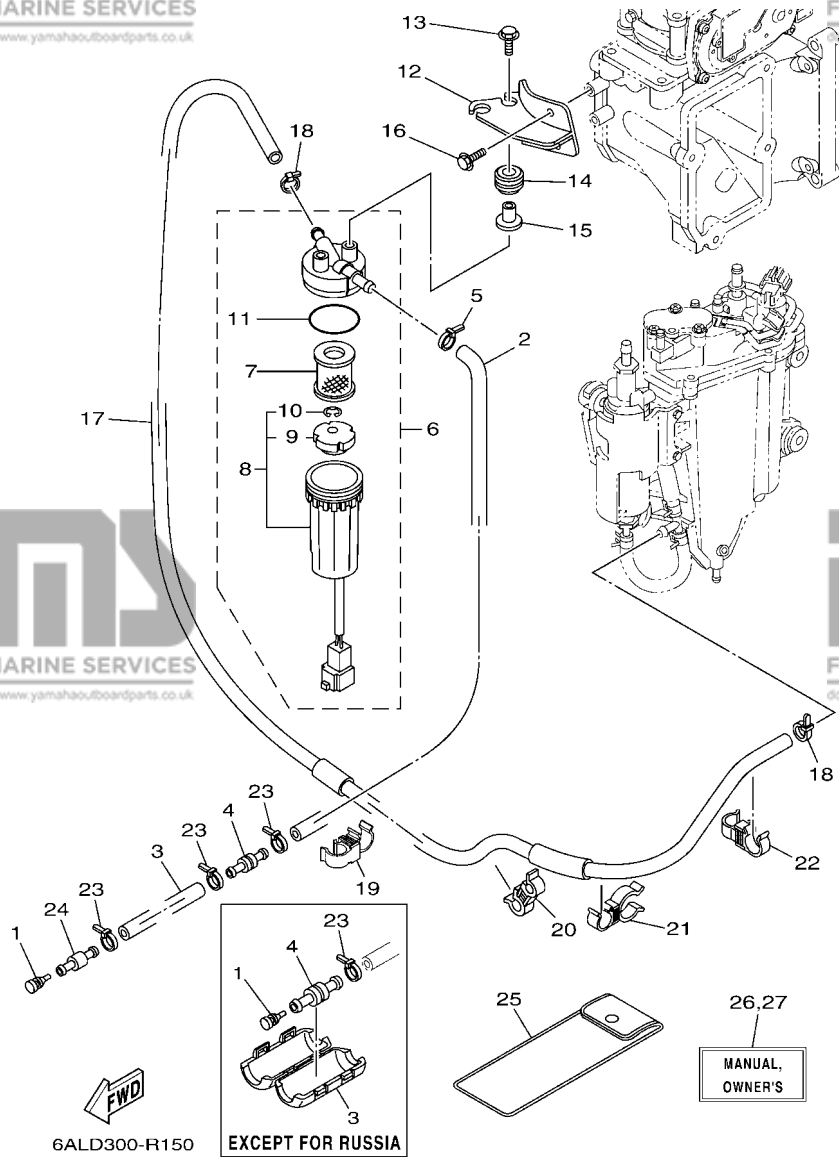
CARBURANT 1



REF. NO.	PART NO. N° PIECES	DESCRIPTION DESCRIPTION	6ALD	6ASC	6AMD	6ATC	REMARKS REMARQUES
1	689-85547-00	DAMPER AMORTISSEUR	1	1	1	1	
2	6P2-24314-00	PIPE 4 DURITE 4	1	1			FOR RUS FOR RUS
	6P2-24314-11	PIPE 4 DURITE 4	1	1	1	1	EXCEPT FOR RUS EXCEPT FOR RUS
3	90445-13511	HOSE (L2000) DURITE (L2000)	1	1			FOR RUS FOR RUS
	68V-24452-00	COVER COUVERCLE	1	1	1	1	EXCEPT FOR RUS EXCEPT FOR RUS
4	6R3-24377-10	PIPE, JOINT 2 DURITE RACCORDEMENT 2	1	1	1	1	
5	90465-11M10	CLAMP BRIDE	1	1	1	1	
6	6P3-24560-03	FILTER ASSY ENS FILTRE	1	1	1	1	
7	6P3-24563-01	.ELEMENT, FILTER .ELEMENT, FILTRE	1	1	1	1	
8	6P3-24562-03	.CUP, FILTER .CUVETTE, FILTRE	1	1	1	1	
9	6P3-24469-00	..FLOAT, WATER LEVEL ..FLOTTEUR	1	1	1	1	
10	6P3-24519-00	..CLIP ..JONC	1	1	1	1	
11	6P3-24564-00	..GASKET ..JOINT	1	1	1	1	
12	6P2-24566-11	BRACKET, FILTER SUPPORT, FILTRE	1	1	1	1	
13	90119-06M17	BOLT, WITH WASHER BOULON, AVEC RONDELLE	2	2	2	2	
14	90480-14018	GROMMET PASSE-FIL	2	2	2	2	
15	90387-06289	COLLAR COLLERETTE	2	2	2	2	
16	97595-06514	BOLT, WITH WASHER VIS HEXAGONAL AVC RONDELLE	2	2	2	2	
17	6P2-24313-50	PIPE 3 DURITE 3	1	1			FOR RUS FOR RUS
	6P2-24313-60	PIPE 3 DURITE 3	1	1	1	1	EXCEPT FOR RUS EXCEPT FOR RUS
18	90465-11M10	CLAMP BRIDE	2	2	2	2	
19	90464-12009	CLAMP BRIDE	1	1	1	1	
20	90464-12010	CLAMP BRIDE	1	1	1	1	
21	90464-20024	CLAMP BRIDE	1	1	1	1	
22	90464-12009	CLAMP BRIDE	1	1	1	1	
23	90465-11M10	CLAMP BRIDE	3	3			FOR RUS FOR RUS
	90465-11M10	CLAMP BRIDE	1	1	1	1	EXCEPT FOR RUS EXCEPT FOR RUS

FIG. 15 FUEL 1

CARBURANT 1

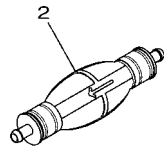
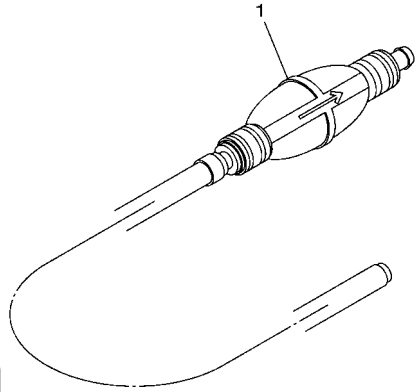


REF. NO.	PART NO. N° PIECES	DESCRIPTION DESCRIPTION	6ALD	6ASC	6AMD	6ATC	REMARKS REMARQUES
24	6R3-24377-00	PIPE, JOINT 2 DURITE RACCORDEMENT 2	1		1		FOR RUS FOR RUS
25	69J-28100-01*	TOOL KIT TROUSSE A OUTILS	1	1	1	1	AP AP
26	6P2-28199-7D-E0	MANUAL, OWNER'S MANUEL D'UTILISATION	1	1	1	1	UR (E) UR (E)
	6P2-28199-7D-F0	MANUAL, OWNER'S MANUEL D'UTILISATION	1	1	1	1	UR (F) UR (F)
	6P2-28199-7D-S0	MANUAL, OWNER'S MANUEL D'UTILISATION	1	1	1	1	UR (ES) UR (ES)
	6P2-28199-7D-G0	MANUAL, OWNER'S MANUEL D'UTILISATION	1	1	1	1	UR (D) UR (D)
	6P2-28199-7D-D0	MANUAL, OWNER'S MANUEL D'UTILISATION	1	1	1	1	UR (NL) UR (NL)
	6P2-28199-7D-H0	MANUAL, OWNER'S MANUEL D'UTILISATION	1	1	1	1	UR (I) UR (I)
27	6P2-28199-8D-K0	MANUAL, OWNER'S MANUEL D'UTILISATION	1	1	1	1	UR (DK) UR (DK)
	6P2-28199-8D-R0	MANUAL, OWNER'S MANUEL D'UTILISATION	1	1	1	1	UR (GR) UR (GR)
	6P2-28199-8D-P0	MANUAL, OWNER'S MANUEL D'UTILISATION	1	1	1	1	UR (P) UR (P)
	6P2-28199-8D-N0	MANUAL, OWNER'S MANUEL D'UTILISATION	1	1	1	1	UR (N) UR (N)
	6P2-28199-8D-M0	MANUAL, OWNER'S MANUEL D'UTILISATION	1	1	1	1	UR (S) UR (S)
	6P2-28199-8D-L0	MANUAL, OWNER'S MANUEL D'UTILISATION	1	1	1	1	UR (SF) UR (SF)

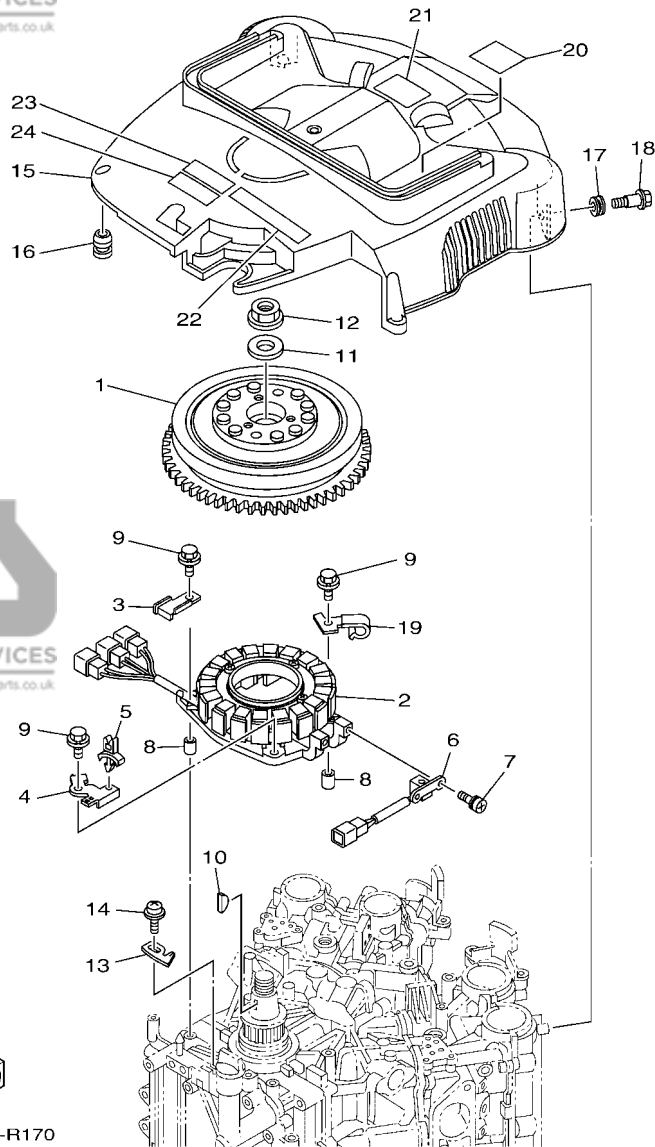
FIG. 16 FUEL 2

CARBURANT 2

REF. NO.	PART NO. N° PIECES	DESCRIPTION DESCRIPTION	6ALD	6ASC	6AMD	6ATC	REMARKS REMARQUES
1	6YK-24307-42	FUEL PIPE COMP. 2 DURITE A ESSENCE 2	1		1		AP FOR RUS AP FOR RUS
2	6YK-24360-73	PRIMER PUMP ASSY POMPE D'AMORCAGE	1	1	1	1	AP EXCEPT FOR RUS AP EXCEPT FOR RUS



63P9300-L130



6ALD100-R170

FIG. 17 GENERATOR

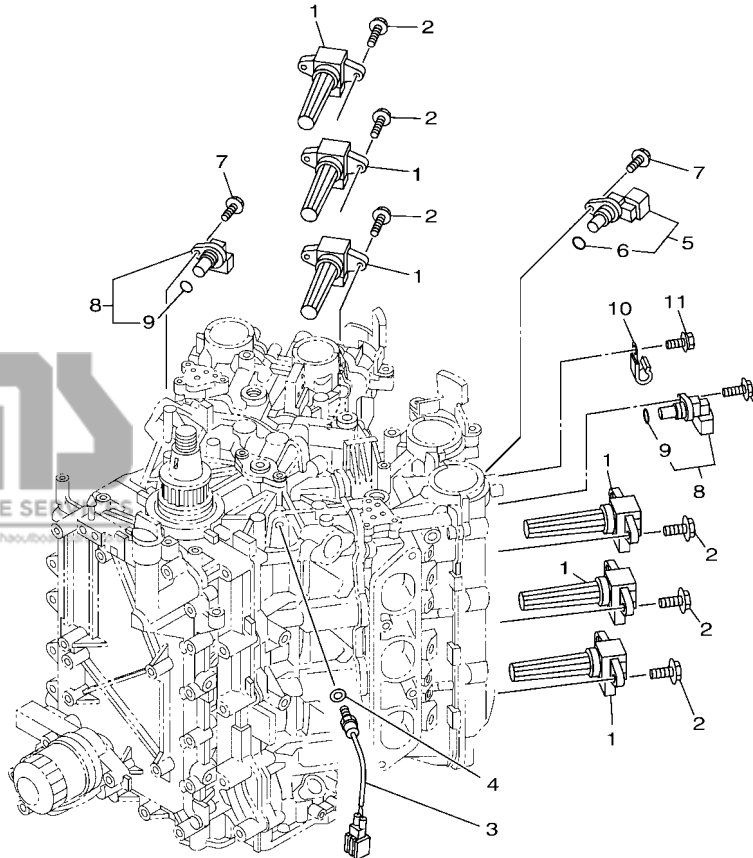
GENERATRICE

REF. NO.	PART NO. N° PIECES	DESCRIPTION DESCRIPTION	6ALD	6ASC	6AMD	6ATC	REMARKS REMARQUES
1	6P2-81450-00	ROTOR ASSY ROTOR COMPLET	1	1	1	1	
2	6P2-81460-00	BASE ASSY ENS. FLASQUE	1	1	1	1	
3	6P2-81443-00	CLAMP, LEAD 1 BRIDE, FIL 1	1	1	1	1	
4	6P2-8257V-00	PLATE, CONNECTOR PLAQUE, CONNECTEUR	1	1	1	1	
5	90464-06001	CLAMP BRIDE	1	1	1	1	
6	6P2-85580-00	COIL, PULSER BOBINE, PULSEUR	1	1	1	1	
7	97980-05312	SCREW, WITH WASHER VIS, AVEC RONDELLE	2	2	2	2	
8	99530-08012	PIN, DOWEL GOUJON, D'ASSEMBLAGE	2	2	2	2	
9	97595-06635	BOLT, WITH WASHER VIS HEXAGONAL AVEC RONDELLE	4	4	4	4	
10	90280-05015	KEY, WOODRUFF CLAVETTE, DEMI-LUNE	1	1	1	1	
11	90201-24014	WASHER, PLATE RONDELLE, PLATE	1	1	1	1	
12	90179-24002	NUT ECROU	1	1	1	1	
13	6P2-81332-00	PLATE, TIMING PLATEAU, ALLUMAGE	1	1	1	1	
14	97985-06210	SCREW, WITH WASHER VIS, AVEC RONDELLE	1	1	1	1	
15	6P2-81337-02	COVER, FLYWHEEL COUVERCLE, VOLANT	1	1	1	1	
16	663-82317-01	DAMPER, IGNITION COIL AMORTISSEUR, BOBINE D'ALLUM	4	4	4	4	
17	90480-12314	GROMMET PASSE-FIL	2	2	2	2	
18	90109-06MA1	BOLT BOULON	2	2	2	2	
19	6P2-81128-00	CLAMP BRIDE	1	1	1	1	
20	6P2-81919-60	GRAPHIC, REGULATOR ADHESIF, REGULATEUR	1	1	1	1	
21	6P2-81919-70	GRAPHIC, REGULATOR ADHESIF, REGULATEUR	1	1	1	1	
22	60L-13437-63	MARK, CAUTION MAKER	1	1	1	1	
23	6EE-81994-40	LABEL, SAFETY ETIQUETTE, SECURITE	1	1	1	1	
24	6EE-81994-50	LABEL, SAFETY ETIQUETTE, SECURITE	1	1	1	1	

FIG. 18 ELECTRICAL 1

PARTIE ELECTRIQUE 1

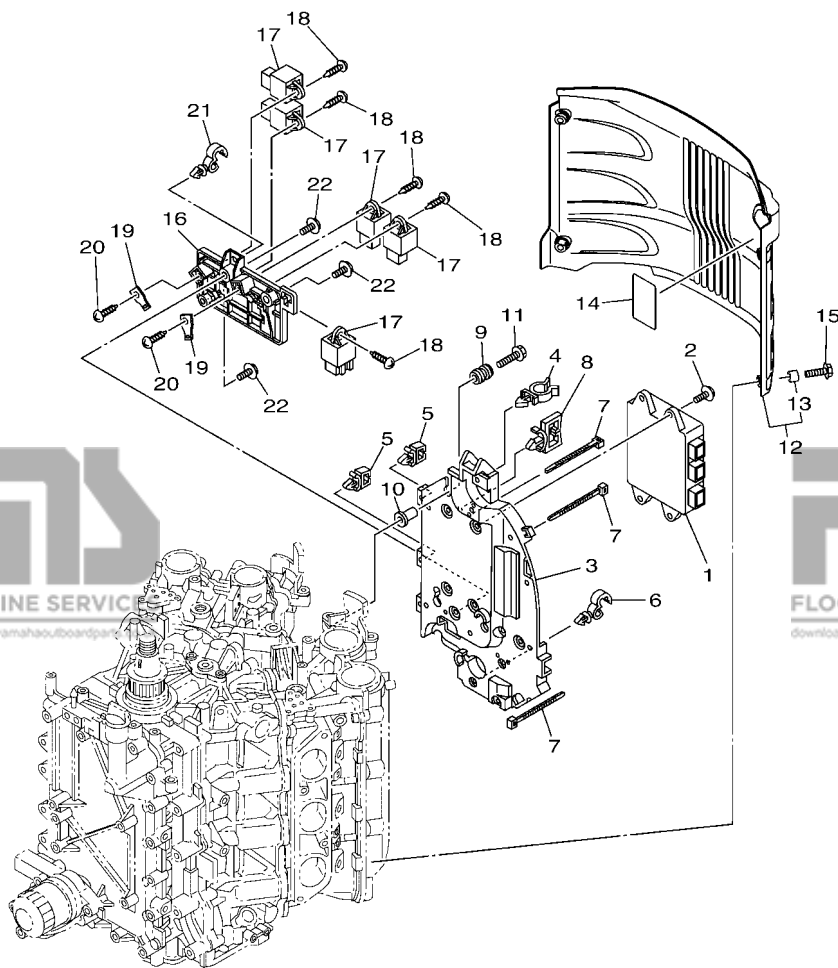
REF. NO.	PART NO. N° PIECES	DESCRIPTION DESCRIPTION	6ALD	6ASC	6AMD	6ATC	REMARKS REMARQUES
1	6P2-82310-01	IGNITION COIL ASSY BOBINE D'ALLUMAGE	6	6	6	6	
2	97595-06520	BOLT, WITH WASHER VIS HEXAGONAL AVC RONDELLE	12	12	12	12	
3	61A-85790-00	THERMOSENSOR ASSY SENSITOMETRE	1	1	1	1	
4	92990-10600	WASHER, PLATE RONDELLE, PLATE	1	1	1	1	
5	6P2-85896-00	SENSOR, CAM POSITION SONDE DE CAME	1	1	1	1	
6	6P2-85075-00	.O-RING .JOINT TORIQUE	1	1	1	1	
7	97595-06520	BOLT, WITH WASHER VIS HEXAGONAL AVC RONDELLE	3	3	3	3	
8	6P2-85897-00	SENSOR, CAM POSITION 2 SONDE DE CAME 2	2	2	2	2	
9	6P2-85075-00	.O-RING .JOINT TORIQUE	1	1	1	1	
10	90462-08032	CLAMP BRIDE	1	1	1	1	
11	97595-06512	BOLT, WITH WASHER VIS HEXAGONAL AVC RONDELLE	1	1	1	1	



6ALD100-R180

FIG. 19 ELECTRICAL 2

PARTIE ELECTRIQUE 2



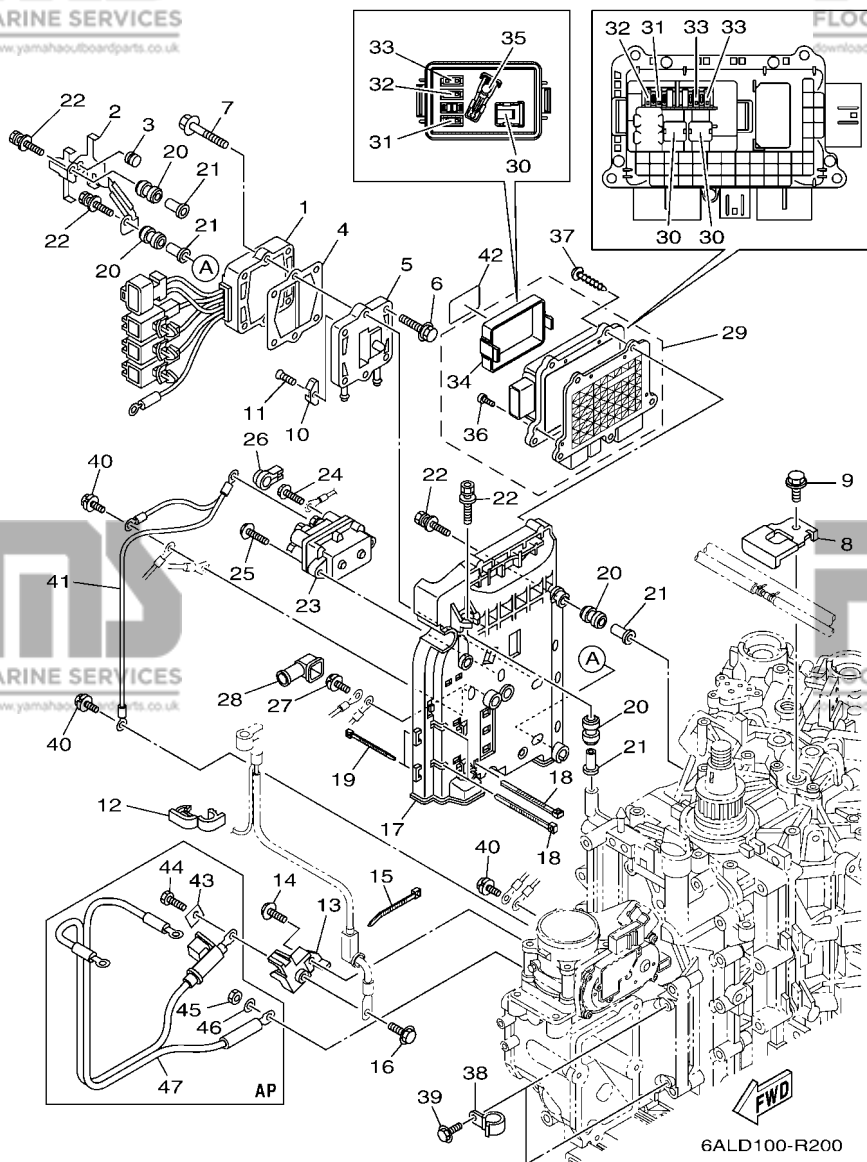
REF. NO.	PART NO. N° PIECES	DESCRIPTION DESCRIPTION	6ALD	6ASC	6AMD	6ATC	REMARKS REMARQUES
1	6AL-8591A-14	ENGINE CONTROL UNIT ASSY BLOC DE CONTROL	1		1		
	6AS-8591A-14	ENGINE CONTROL UNIT ASSY BLOC DE CONTROL		1		1	
2	97595-06520	BOLT, WITH WASHER VIS HEXAGONAL AVC RONDELLE	4	4	4	4	
3	6P2-82316-00	BRACKET, IGNITION COIL SUPPORT, BOBINE D'ALLUMAGE	1	1	1	1	
4	90464-19M45	CLAMP BRIDE	1	1	1	1	
5	90464-11121	CLAMP BRIDE	2	2	2	2	
6	90464-13249	CLAMP BRIDE	1	1	1	1	
7	90465-14M66	CLAMP BRIDE	3	3	3	3	
8	90464-23199	CLAMP BRIDE	1	1	1	1	
9	6A0-82317-00	DAMPER, IGNITION COIL AMORTISSEUR, BOBINE D'ALLUM	4	4	4	4	
10	90387-06119	COLLAR COLLERETTE	4	4	4	4	
11	90119-06M59	BOLT, WITH WASHER BOULON, AVEC RONDELLE	4	4	4	4	
12	6P2-82314-10	COVER, IGNITION COIL COUVERCLE, BOBINE D'ALLUMAGE	1	1	1	1	
13	90387-06044	.COLLAR .COLLERETTE	4	4	4	4	
14	6P2-42735-00	PROTECTOR PROTECTEUR	1	1	1	1	
15	90119-06M92	BOLT, WITH WASHER BOULON, AVEC RONDELLE	4	4	4	4	
16	6P2-81952-00	HOLDER, RELAY SUPPORT, RELAIS	1	1	1	1	
17	68V-81950-00	RELAY ASSY RELAIS COMPLET	5	5	5	5	
18	97780-60620	SCREW, TAPPING VIS, TETE BOMBEE	5	5	5	5	
19	6P2-83635-00	BRACKET SUPPORT	2	2	2	2	
20	97780-60620	SCREW, TAPPING VIS, TETE BOMBEE	2	2	2	2	
21	90464-13249	CLAMP BRIDE	1	1	1	1	
22	97595-06520	BOLT, WITH WASHER VIS HEXAGONAL AVC RONDELLE	3	3	3	3	



6ALD100-R190

FIG. 20 ELECTRICAL 3

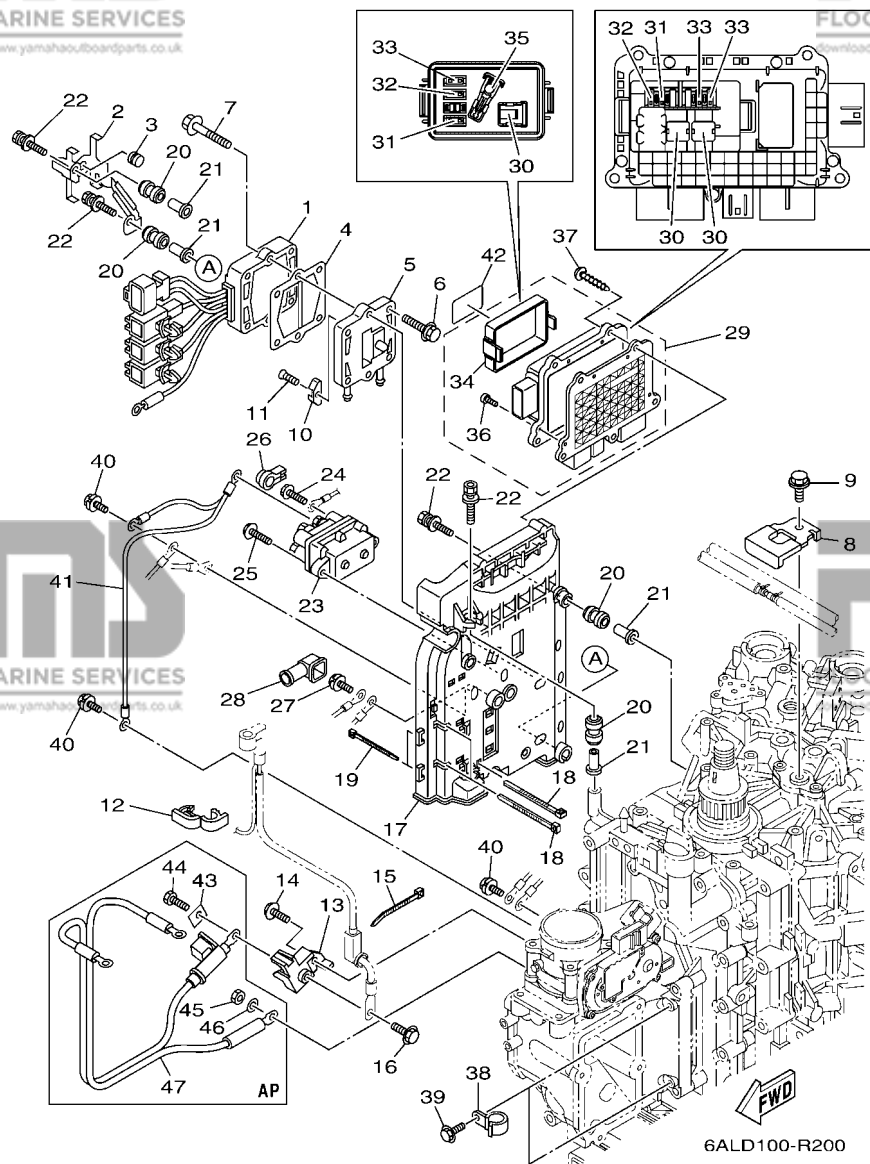
PARTIE ELECTRIQUE 3



REF. NO.	PART NO. N° PIECES	DESCRIPTION DESCRIPTION	6ALD	6ASC	6AMD	6ATC	REMARKS REMARQUES
1	6P2-81960-11	RECTIFIER & REGULATOR ASSY REDRESSEUR REGULATEUR CPLT	1	1	1	1	
2	6P2-81614-10	PROTECTOR PROTECTEUR	1	1	1	1	
3	2D1-14737-00	DAMPER, MUFFLER AMORTISSEUR DE POT D'ECHAPPT	1	1	1	1	
4	60V-81975-A0	PLATE, RECTIFIER FITTING PLAQUE, FIXATION DU REDRESSEUR	1	1	1	1	
5	6P2-81972-00-9S	COVER, RECTIFIER COUVERCLE, REDRESSEUR	1	1	1	1	
6	90119-06MA3	BOLT, WITH WASHER BOULON, AVEC RONDELLE	4	4	4	4	
7	90119-06MA5	BOLT, WITH WASHER BOULON, AVEC RONDELLE	2	2	2	2	
8	6P2-12491-00	CLAMP 1 COLLIER 1	1	1	1	1	
9	97595-06512	BOLT, WITH WASHER VIS HEXAGONAL AVC RONDELLE	1	1	1	1	
10	6E5-11325-00	ANODE ANODE	1	1	1	1	
11	98780-04015	SCREW, FLAT HEAD VIS A TETE FRAISEE	1	1	1	1	
12	90464-18004	CLAMP BRIDE	5	5	5	5	
13	6P2-81925-01	TERMINAL BORNE	1	1	1	1	
14	97595-08520	BOLT, WITH WASHER VIS HEXAGONAL AVC RONDELLE	1	1	1	1	
15	90465-13M18	CLAMP BRIDE	1	1	1	1	
16	97595-08516	BOLT, WITH WASHER VIS HEXAGONAL AVC RONDELLE	1	1	1	1	
17	6P2-81948-10	BRACKET SUPPORT	1	1	1	1	
18	90465-13M18	CLAMP BRIDE	4	4	4	4	
19	90465-14M66	CLAMP BRIDE	2	2	2	2	
20	6A0-82317-00	DAMPER, IGNITION COIL AMORTISSEUR, BOBINE D'ALLUM	6	6	6	6	
21	90387-06119	COLLAR COLLERETTE	6	6	6	6	
22	90119-06M95	BOLT, WITH WASHER BOULON, AVEC RONDELLE	6	6	6	6	
23	63P-81950-00	RELAY ASSY RELAIS COMPLET	1	1	1	1	
24	97595-06610	BOLT, WITH WASHER VIS HEXAGONAL AVC RONDELLE	2	2	2	2	
25	97513-06525	BOLT, WITH WASHER VIS HEXAGONAL AVC RONDELLE	2	2	2	2	
26	6P2-8183X-00	CAP, TERMINAL COUVERCLE, BORNE	2	2	2	2	
27	97595-06616	BOLT, WITH WASHER VIS HEXAGONAL AVC RONDELLE	1	1	1	1	

FIG. 20 ELECTRICAL 3

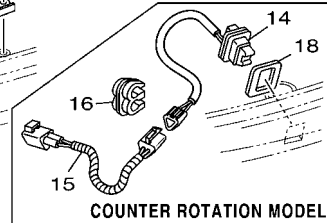
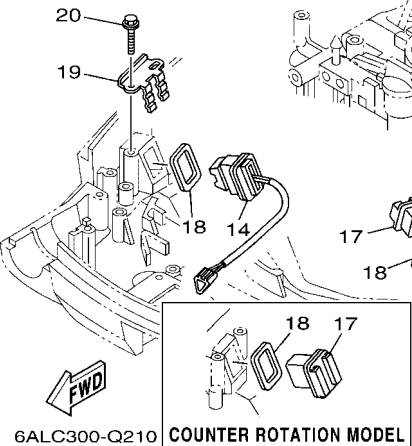
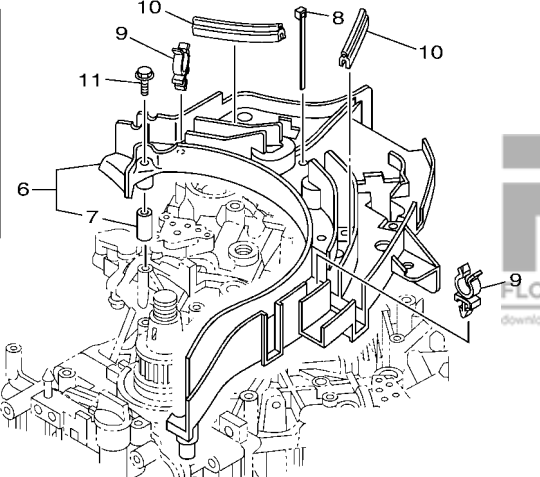
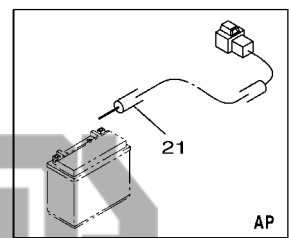
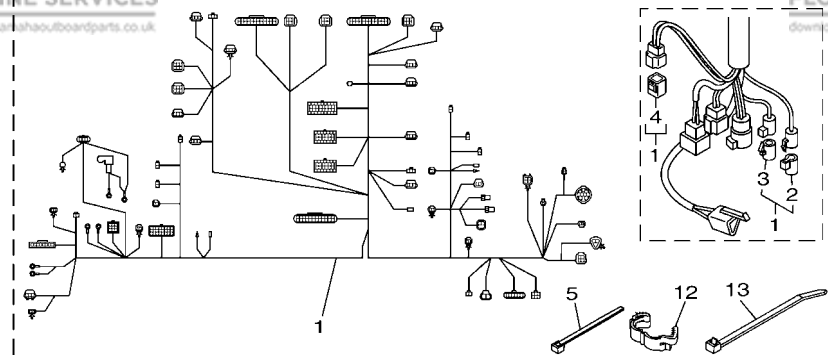
PARTIE ELECTRIQUE 3



REF. NO.	PART NO. N° PIECES	DESCRIPTION DESCRIPTION	6ALD	6ASC	6AMD	6ATC	REMARKS REMARQUES
28	6P2-82119-00	COVER, LEAD WIRE GARNITURE, FIL	1	1	1	1	
29	6P2-82170-20	FUSE BOX ASSY BOITE A FUSIBLES	1	1	1	1	
30	6CB-82151-40	.FUSE (60A) .FUSIBLE (60A)	3	3	3	3	
31	6CB-82151-00	.FUSE (10A) .FUSIBLE (10A)	2	2	2	2	
32	6CB-82151-20	.FUSE (20A) .FUSIBLE (20A)	2	2	2	2	
33	6CB-82151-30	.FUSE (30A) .FUSIBLE (30A)	3	3	3	3	
34	6CB-85544-10	.COVER .COUVERCLE	1	1	1	1	
35	6CB-2812A-00	.PULLER, FUSE .TENDEUR, FUSIBLE	1	1	1	1	
36	6P2-82113-00	.SCREW (M3) .VIS (M3)	5	5	5	5	
37	97780-50620	SCREW, TAPPING VIS, TETE BOMBEE	4	4	4	4	
38	90462-08026	CLAMP BRIDE	2	2	2	2	
39	97595-06516	BOLT, WITH WASHER VIS HEXAGONAL AVC RONDELLE	2	2	2	2	
40	97595-06616	BOLT, WITH WASHER VIS HEXAGONAL AVC RONDELLE	3	3	3	3	
41	6P2-8259M-10	WIRE HARNESS ASSY 2 FAISCEAU DE FILS	1	1	1	1	
42	6P2-81919-50	GRAPHIC, REGULATOR ADHESIF, REGULATEUR	1	1	1	1	
43	6P2-81923-00	WASHER RONDELLE	1	1	1	1	AP
44	97095-08016	BOLT BOULON	1	1	1	1	AP
45	95333-08600	NUT ECROU	1	1	1	1	AP
46	92903-08100	WASHER, SPRING RONDELLE, GROWER	1	1	1	1	AP
47	6P2-82105-02	BATTERY CABLE CABLE DE BATTERIE	1	1	1	1	AP

FIG. 21 ELECTRICAL 4

PARTIE ELECTRIQUE 4

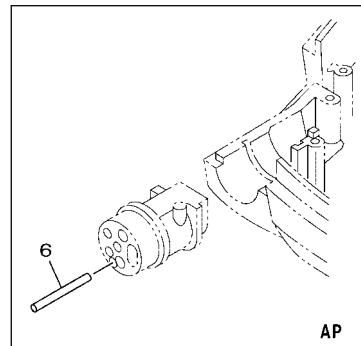
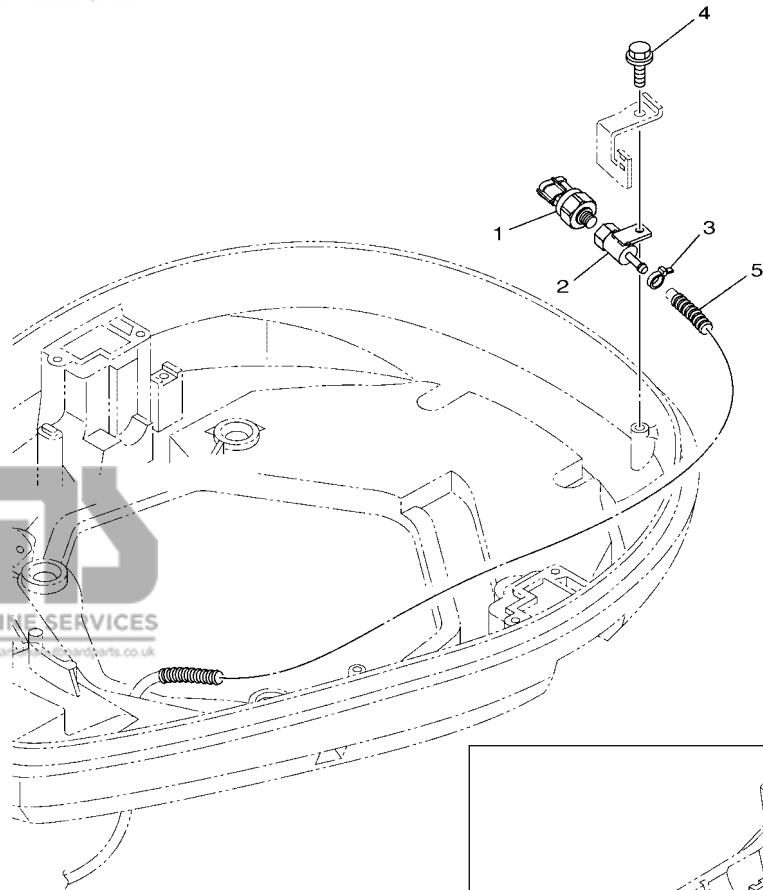


REF. NO.	PART NO. N° PIECES	DESCRIPTION DESCRIPTION	6ALD	6ASC	6AMD	6ATC	REMARKS REMARQUES
1	6P2-82590-61	WIRE HARNESS ASSY FAISCEAU DE FILS COMPLET	1	1	1	1	
2	6DA-82582-00	.CAP 1 (FEMALE) .BOUCHON 1 (FEMME)	1	1	1	1	
3	6DA-82582-10	.CAP 1 (MALE) .BOUCHON 1 (MALE)	1	1	1	1	
4	6Y8-82582-11	.CAP 1 (4PIN) .COUVERCLE, FAISCEAU DE FILS	1	1	1	1	
5	90465-14M66	CLAMP BRIDE	3	3	3	3	
6	6P2-82589-10	PROTECTOR, WIRE HARNESS PROTECTEUR, FAISCEAU DE FILS	1	1	1	1	
7	90387-06M26	.COLLAR .COLLERETTE	5	5	5	5	
8	90465-14M66	CLAMP BRIDE	2	2	2	2	
9	90464-19M45	CLAMP BRIDE	4	4	4	4	
10	6P2-85722-00	INSULATOR ISOLATEUR	2	2	2	2	
11	97595-06535	BOLT, WITH WASHER VIS HEXAGONAL AVC RONDELLE	5	5	5	5	
12	90464-14010	CLAMP BRIDE	1	1	1	1	
13	90465-13M18	CLAMP BRIDE	3	3	3	3	
14	69J-82563-01	TRIM & TILT SWITCH ASSY INCLINER ET PARER COMMUTATEUR	1	1	1	1	
15	6P3-82553-00	EXTENSION, WIRE LEAD EXTENSION, FAISCEAU			1	1	
16	90464-10M57	CLAMP BRIDE			1	1	
17	69J-42723-01	COVER, BOTTOM COUVERCLE	1	1	1	1	
18	69J-82587-00	GASKET JOINT	2	2	2	2	
19	69J-83614-10	BRACKET SUPPORT	2	2	2	2	
20	90109-06M86	BOLT BOULON	4	4	4	4	
21	69J-81949-02	WIRE, LEAD (ISOLATOR, 3.8M) FIL (ISOLATOR, 3.8M)	1	1	1	1	AP AP

FIG. 22 ELECTRICAL 5

PARTIE ELECTRIQUE 5

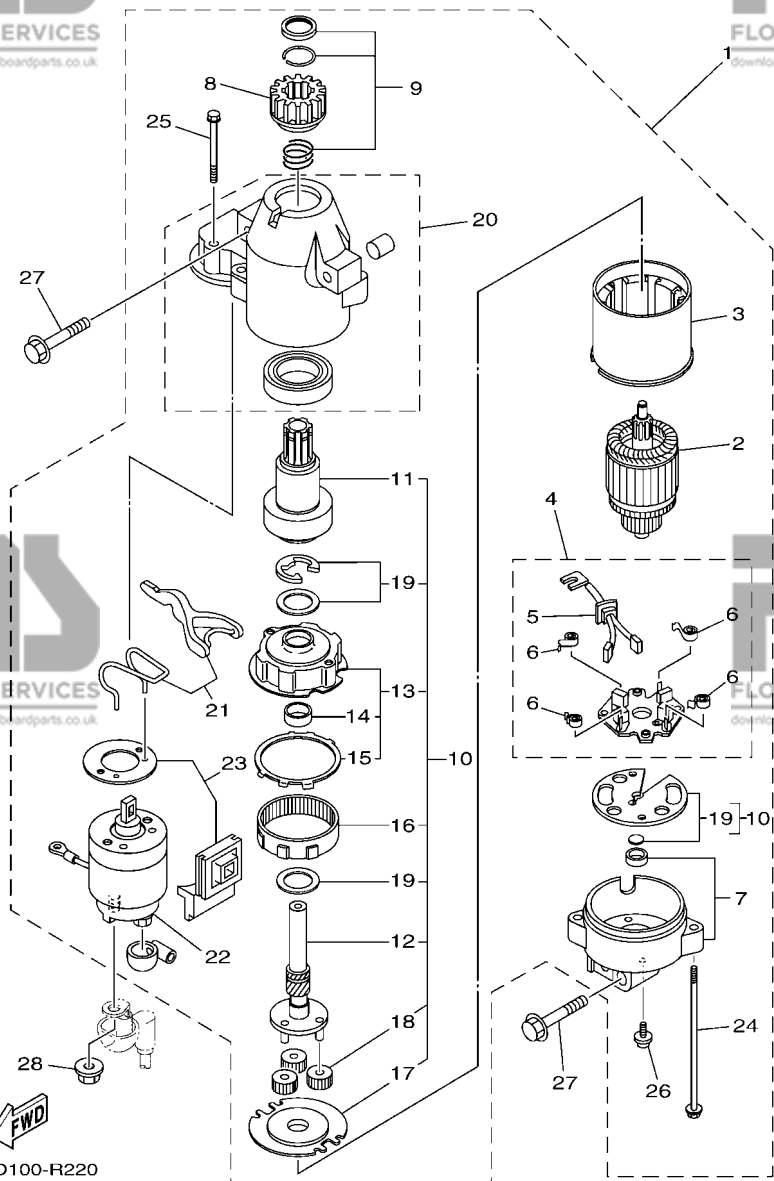
REF. NO.	PART NO. N° PIECES	DESCRIPTION DESCRIPTION	6ALD	6ASC	6AMD	6ATC	REMARKS REMARQUES
1	6AW-8366B-01	SENSOR, WATER PRESSURE SONDE DE PRESSION D'EAU	1	1			FOR LAN SPEED FOR LAN SPEED
2	60V-8366D-00	ADAPTOR, INPUT CONNECTEUR 3	1	1			FOR LAN SPEED FOR LAN SPEED
3	90465-11M10	CLAMP BRIDE	1	1			FOR LAN SPEED FOR LAN SPEED
4	90109-06M81	BOLT BOULON	1	1			FOR LAN SPEED FOR LAN SPEED
5	90447-07002	TUBE (L650) DURITE	1	1			FOR LAN SPEED FOR LAN SPEED
6	60V-42629-00	SEAL JOINT	1	1			AP FOR LAN SPEED AP FOR LAN SPEED



FWD
 6ALB300-P210

FIG. 23 STARTING MOTOR

DEMARREUR ELECTRIQUE



6ALD100-R220

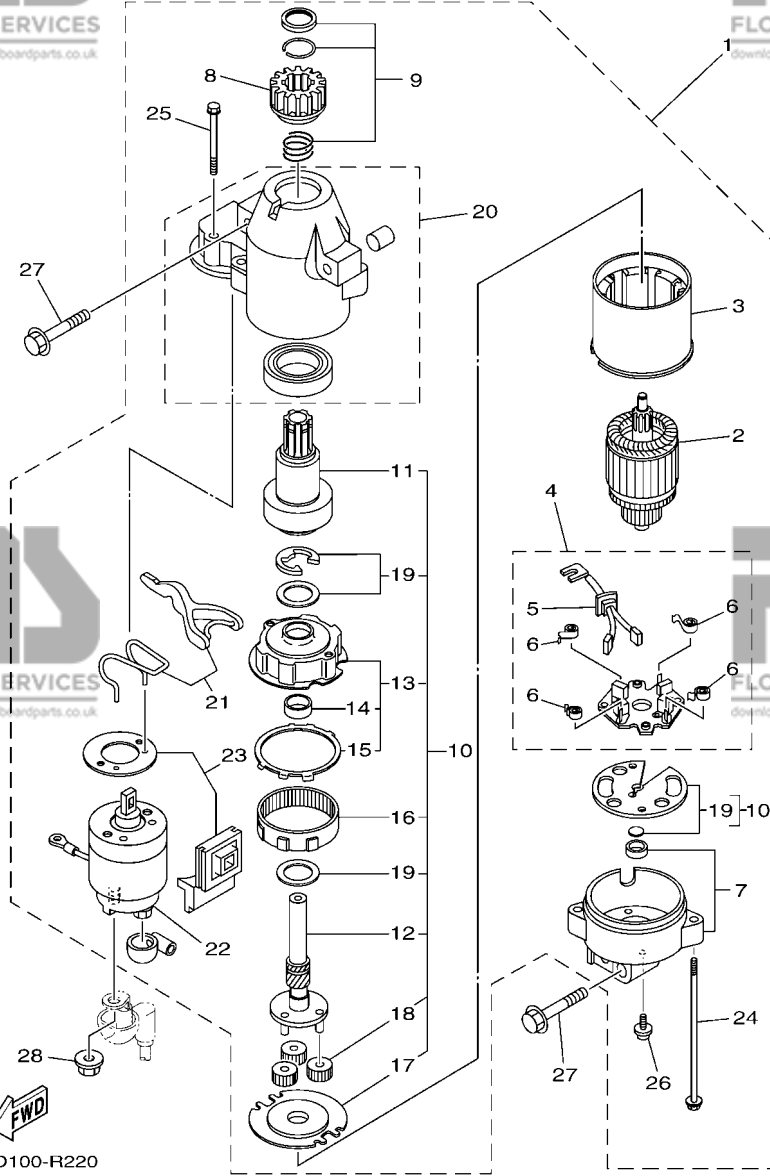
REF. NO.	PART NO. N° PIECES	DESCRIPTION DESCRIPTION	6ALD	6ASC	6AMD	6ATC	REMARKS REMARQUES
1	6BR-81800-01	STARTING MOTOR ASSY DEMARREUR ELECTRIQUE COMPLET	1	1	1	1	
2	67F-81850-00	.ARMATURE ASSY .INDUIT	1	1	1	1	
3	67F-81810-00	.STATOR ASSY .STATOR COMPLET	1	1	1	1	
4	69J-81840-00	.BRUSH HOLDER ASSY .SUPPORT DE CHARBON	1	1	1	1	
5	69J-81801-00	.BRUSH SET .CHARBON	1	1	1	1	
6	67F-81813-00	.SPRING, BRUSH .RESSORT, DE CHARBON	4	4	4	4	
7	67F-81820-00	.REAR BRACKET ASSY .SUPPORT ARRIERE COMPLET	1	1	1	1	
8	67F-81808-00	.PINION ASSY .PIGNON	1	1	1	1	
9	67F-81857-00	.PINION STOPPER SET .BUTEE PIGNON	1	1	1	1	
10	67F-81807-00	.GEAR ASSY, STARTING MOTOR .PIGNON, DEMARREUR ELECTRIQUE	1	1	1	1	
11	67F-81832-00	.CLUTCH, OVER RUN .EMBRAYAGE, ROUE LIBRE	1	1	1	1	
12	67F-81836-00	.SHAFT, PINION .AXE, PIGNON	1	1	1	1	
13	67F-81821-00	.BRACKET, CENTER 1 .SUPPORT, CENTRE 1	1	1	1	1	
14	67F-81841-00	.BEARING .ROULEMENT	1	1	1	1	
15	67F-8183R-00	.GASKET .JOINT	1	1	1	1	
16	67F-81891-00	.GEAR, RING .ROUE DENTEE	1	1	1	1	WITH 67F-8183R-00 WITH 67F-8183R-00
17	67F-81830-00	.BRACKET, CENTER 2 .SUPPORT, CENTRE 2	1	1	1	1	
18	60V-8183T-00	.GEAR, IDLER .PIGNON, INTERMEDIAIRE	3	3	3	3	
19	67F-81809-00	.WASHER KIT .JEU DE RONDELLES	1	1	1	1	
20	69J-81842-00	.COVER .COUVERCLE	1	1	1	1	
21	6C5-81839-00	.LEVER ASSY .LEVIER COMPLET	1	1	1	1	
22	63P-81941-00	.STARTER RELAY ASSY .LANCEUR RELAIS (ENS.)	1	1	1	1	
23	6C5-81869-00	.COVER, DUST .COUVERCLE, POUSSIERE	1	1	1	1	
24	6K7-81826-11	.BOLT .BOULON	2	2	2	2	
25	69J-81828-00	.SCREW 2 .VIS 2	2	2	2	2	
26	67F-81846-00	.SCREW .VIS	2	2	2	2	
27	97513-08545	BOLT, WITH WASHER VIS HEXAGONAL AVC RONDELLE	3	3	3	3	

FIG. 23 STARTING MOTOR

DEMARREUR ELECTRIQUE

REF. NO.	PART NO. N° PIECES	DESCRIPTION DESCRIPTION	6ALD	6ASC	6AMD	6ATC	REMARKS REMARQUES
----------	--------------------	-------------------------	------	------	------	------	-------------------

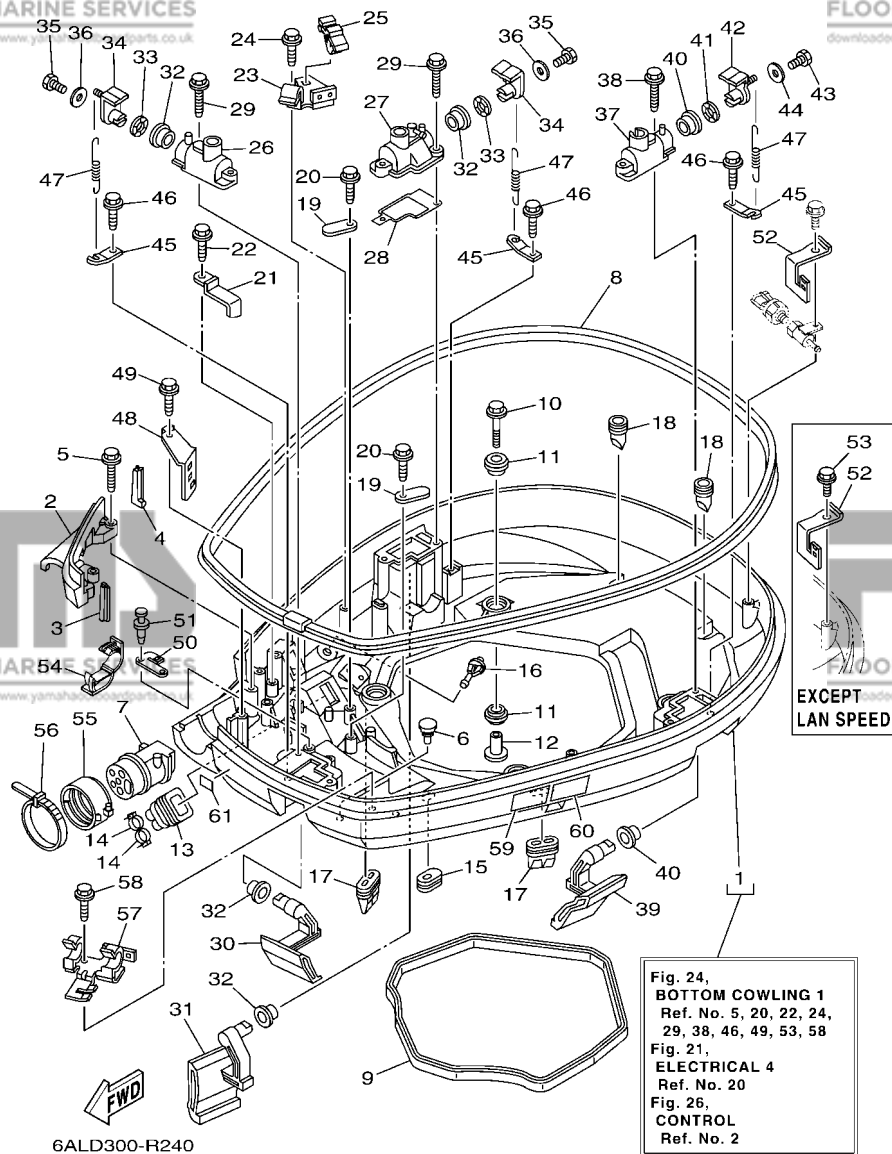
28	90179-08003	NUT ECROU	1	1	1	1	
----	-------------	-----------	---	---	---	---	--



6ALD100-R220

FIG. 24 BOTTOM COWLING 1

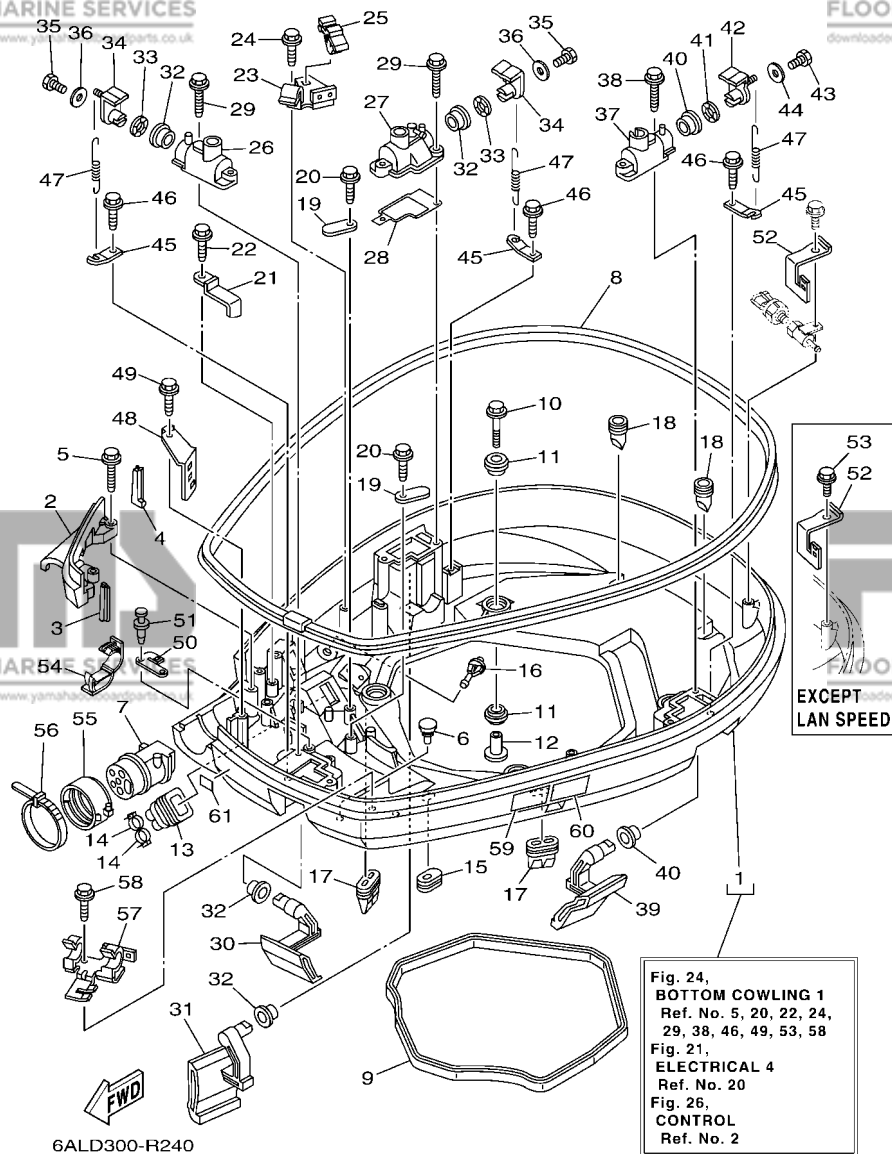
CAPOT INFERIEUR 1



REF. NO.	PART NO. N° PIECES	DESCRIPTION DESCRIPTION	6ALD	6ASC	6AMD	6ATC	REMARKS REMARQUES
1	6P2-42710-00-8D	BOTTOM COWLING ASSY ENS. EMBASE	1	1	1	1	
2	6P2-42738-00-8D	PLATE, FITTING ETRIER	1	1	1	1	
3	6P2-42717-00	RUBBER, SEAL 2 JOINT EN CAOUTCHOUC 2	1	1	1	1	
4	6P2-42718-00	RUBBER, SEAL 3 JOINT	1	1	1	1	
5	90109-06M82	BOLT BOULON	2	2	2	2	
6	6H4-42748-00	GROMMET PASSE-FIL	2	2	2	2	
7	6P2-42725-00	GROMMET PASSE-FIL	1	1	1	1	
8	6P2-42615-00	SEAL JOINT	1	1	1	1	
9	69J-42716-00	RUBBER SEAL 1 JOINT EN CAOUTCHOUC 1	1	1	1	1	
10	90119-08M22	BOLT, WITH WASHER BOULON, AVEC RONDELLE	4	4	4	4	
11	90480-22M81	GROMMET PASSE-FIL	8	8	8	8	
12	90387-08M37	COLLAR COLLERETTE	4	4	4	4	
13	6H1-42726-21	GROMMET PASSE-FIL	1	1	1	1	
14	90465-11M10	CLAMP BRIDE	2	2	2	2	
15	61A-42727-00	GROMMET PASSE-FIL	1	1	1	1	
16	6P2-44391-00	NIPPLE, HOSE RACCORD D'ESSENCE	1	1	1	1	
17	69J-42717-00	RUBBER, SEAL 2 JOINT EN CAOUTCHOUC 2	2	2	2	2	
18	61A-42717-00	RUBBER, SEAL 2 JOINT EN CAOUTCHOUC 2	2	2	2	2	
19	6E5-82588-00	PLATE PLAQUE	2	2	2	2	
20	90109-06M81	BOLT BOULON	2	2	2	2	
21	90462-20001	CLAMP BRIDE	1	1			
22	90109-06M86	BOLT BOULON	1	1			
23	6P2-82554-00	STAY, NEUTRAL SWITCH SUPPORT, CONT DE POINT-MORT	1	1	1	1	
24	90109-06M86	BOLT BOULON	1	1	1	1	
25	90464-09M47	CLAMP BRIDE	1	1	1	1	
26	69J-42828-02-9S	PLATE, CLAMP PLAQUE, PRESSE	1	1	1	1	
27	6P2-42828-00-9S	PLATE, CLAMP PLAQUE, PRESSE	1	1	1	1	

FIG. 24 BOTTOM COWLING 1

CAPOT INFERIEUR 1

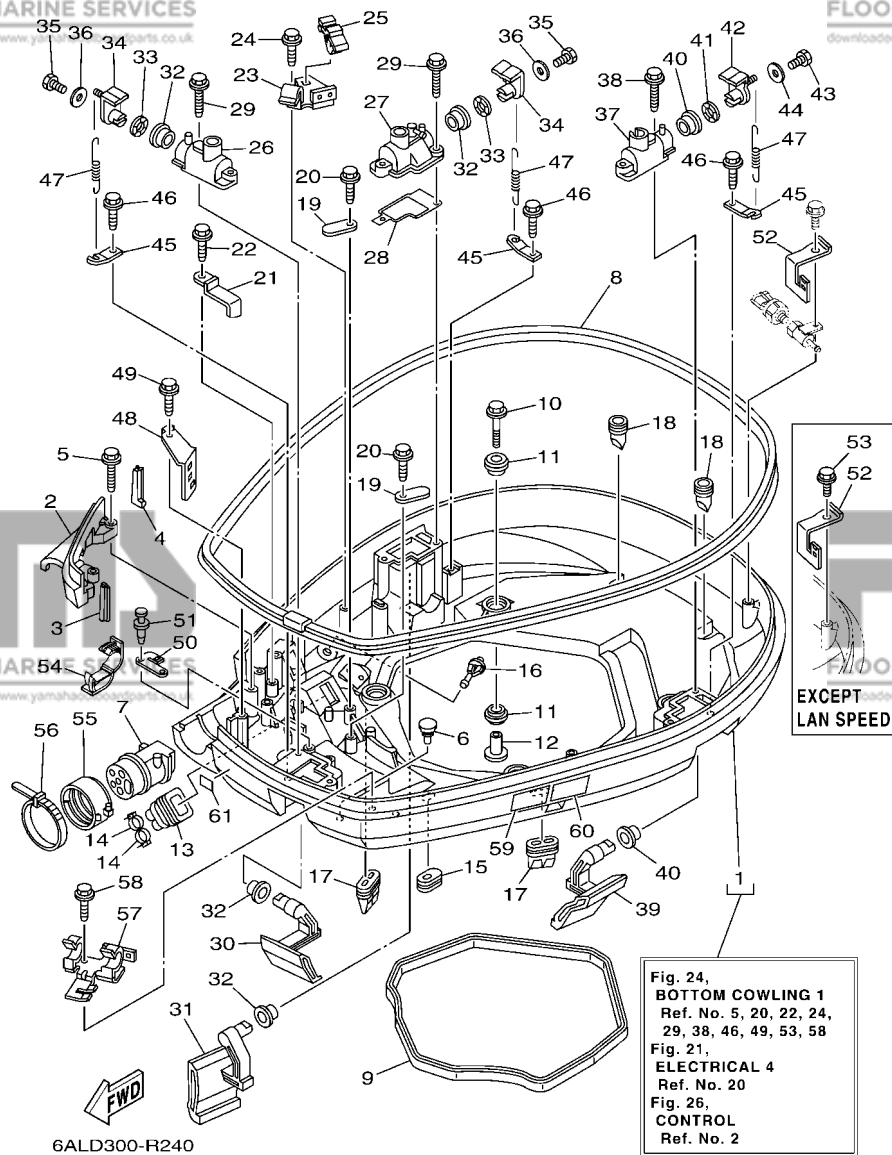


REF. NO.	PART NO. N° PIECES	DESCRIPTION DESCRIPTION	6ALD	6ASC	6AMD	6ATC	REMARKS REMARQUES
28	6P2-42722-00	GASKET 2 JOINT 2	1	1	1	1	
29	90109-06M82	BOLT BOULON	4	4	4	4	
30	69J-42815-00-8D	LEVER, CLAMP 1 LEVIER, PRESSE 1	1	1	1	1	
31	69J-42817-00-8D	LEVER, CLAMP 3 LEVIER, PRESSE 3	1	1	1	1	
32	90386-15M73	BUSH DOUILLE	4	4	4	4	
33	90206-15M18	WASHER, WAVE RONDELLE, ONDULEE	2	2	2	2	
34	63P-42818-01	LEVER, CLAMP 4 LEVIER, PRESSE 4	2	2	2	2	
35	97095-06020	BOLT BOULON	2	2	2	2	
36	90201-06068	WASHER, PLATE RONDELLE, PLATE	2	2	2	2	
37	68F-42828-11-9S	PLATE, CLAMP PLAQUE, PRESSE	1	1	1	1	
38	90109-06M82	BOLT BOULON	2	2	2	2	
39	69J-42816-00-8D	LEVER, CLAMP 2 LEVIER, PRESSE 2	1	1	1	1	
40	90386-15M73	BUSH DOUILLE	2	2	2	2	
41	90206-15M18	WASHER, WAVE RONDELLE, ONDULEE	1	1	1	1	
42	68V-42818-01	LEVER, CLAMP 4 LEVIER, PRESSE 4	1	1	1	1	
43	97095-06020	BOLT BOULON	1	1	1	1	
44	90201-06068	WASHER, PLATE RONDELLE, PLATE	1	1	1	1	
45	64D-43144-00	HOOK, SPRING CROCHET	3	3	3	3	
46	90109-06M86	BOLT BOULON	3	3	3	3	
47	90506-18M40	SPRING, TENSION RESSORT, TENSION	3	3	3	3	
48	6P2-42743-00	BRACKET SUPPORT	1	1	1	1	
49	90109-06M82	BOLT BOULON	1	1	1	1	
50	6P2-42766-20	BRACKET 2 SUPPORT 2	1	1	1	1	
51	90269-05005	RIVET RIVET	2	2	2	2	
52	69J-8366G-02	BRACKET 3 SUPPORT 3	1	1	1	1	
53	90109-06M86	BOLT BOULON	1		1	1	EXCEPT LAN SPEED EXCEPT LAN SPEED
54	90464-18004	CLAMP BRIDE	2	2	2	2	

FIG. 24 BOTTOM COWLING 1

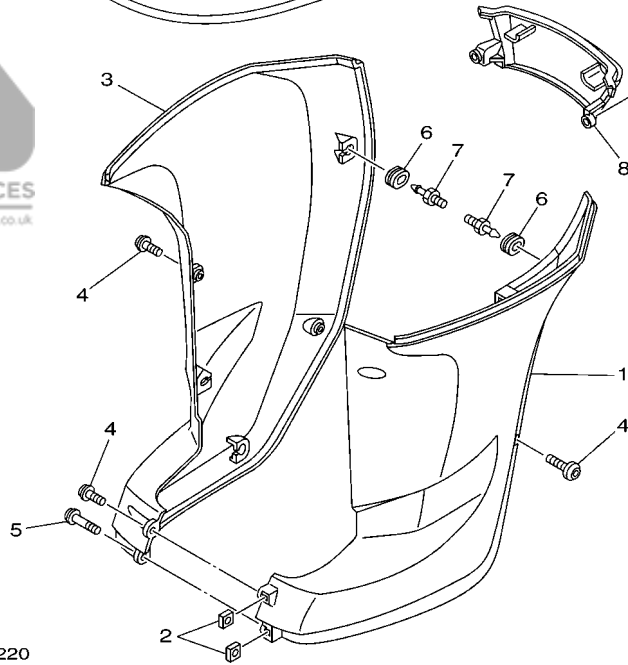
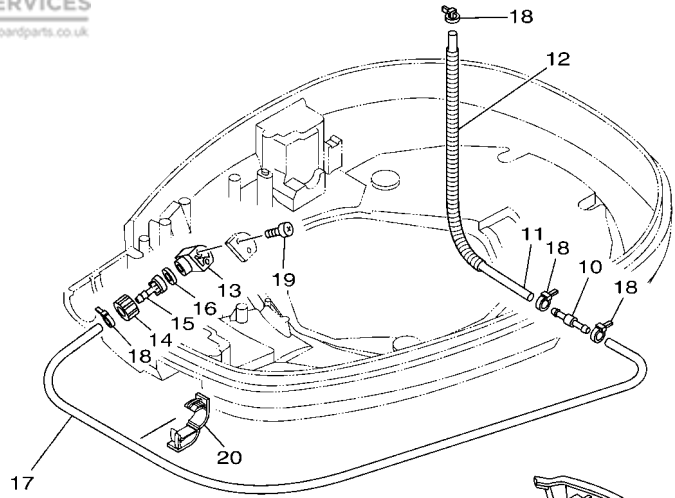
CAPOT INFERIEUR 1

REF. NO.	PART NO. N° PIECES	DESCRIPTION DESCRIPTION	6ALD	6ASC	6AMD	6ATC	REMARKS REMARQUES
55	68F-42753-00	FASTNER ATTACHE	1	1	1	1	AP AP
56	90464-20258	CLAMP BRIDE	1	1	1	1	AP AP
57	6P2-82594-00	CLAMP BRIDE	1	1	1	1	
58	90109-06M86	BOLT BOULON	1	1	1	1	
59	6EE-42794-40	LABEL, WARNING (GENERAL) ETIQUETTE, AVERTISSEMENT	1	1	1	1	
60	6EE-42794-50	LABEL, WARNING (GENERAL) ETIQUETTE, AVERTISSEMENT	1	1	1	1	
61	6AH-81996-00	MARK MARQUE	1	1	1	1	



EXCEPT
LAN SPEED

Fig. 24,
BOTTOM COWLING 1
Ref. No. 5, 20, 22, 24,
29, 38, 46, 49, 53, 58
Fig. 21,
ELECTRICAL 4
Ref. No. 20
Fig. 26,
CONTROL
Ref. No. 2

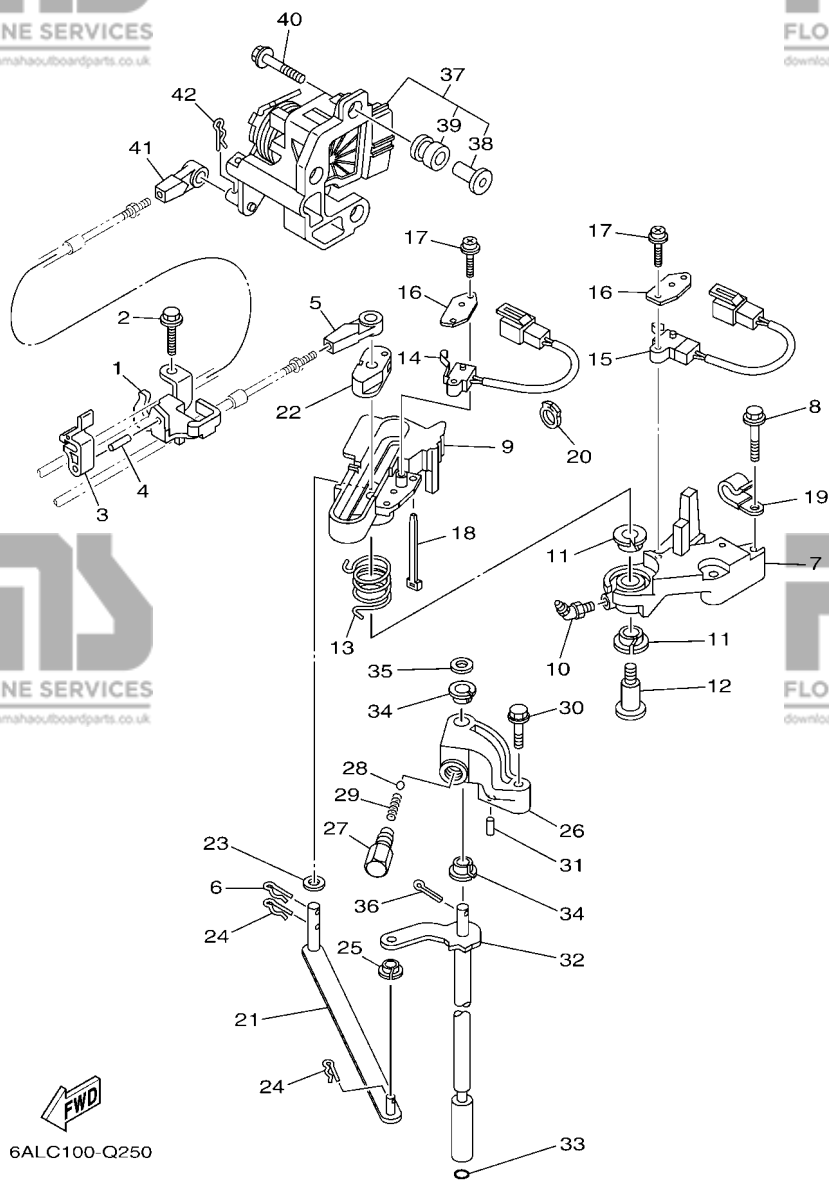


FWD
6P21110-D220

FIG. 25 BOTTOM COWLING 2

CAPOT INFERIEUR 2

REF. NO.	PART NO. N° PIECES	DESCRIPTION DESCRIPTION	6ALD	6ASC	6AMD	6ATC	REMARKS REMARQUES
1	69J-42741-00-8D	APRON CAPOT LATERAL	1	1	1	1	
2	90173-06001	NUT, SQUARE ECROU, CARRE	2	2	2	2	
3	69J-42771-00-8D	APRON CAPOT LATERAL	1	1	1	1	
4	90111-06144	BOLT,HEX. SOCKET BUTTON BOULON	5	5	5	5	
5	90111-06142	BOLT,HEX. SOCKET BUTTON BOULON	1	1	1	1	
6	90480-14M17	GROMMET PASSE-FIL	6	6	6	6	
7	69J-42774-10	STAY, APRON 1 COUSSINET	6	6	6	6	
8	69J-45151-00-8D	COVER, UPPER CASING CAPUCHON, FOURREAU	1	1	1	1	
9	90111-06144	BOLT,HEX. SOCKET BUTTON BOULON	2	2	2	2	
10	6E5-24379-00	PIPE, JOINT 4 DURITE RACCORDEMENT 4	1	1	1	1	
11	90445-11M47	HOSE (L370) DURITE (L370)	1	1	1	1	
12	90447-13009	TUBE DURITE	1	1	1	1	
13	6DR-12572-00	ADAPTER ADAPTATEUR	1	1	1	1	
14	6R3-12581-00	JOINT, HOSE 1 JOINT DE TUYAU	1	1	1	1	
15	6R3-12582-00	JOINT, HOSE 2 RACCORD DE TUYAU 1	1	1	1	1	
16	6R3-12583-00	GASKET, HOSE JOINT JOINT	1	1	1	1	
17	90445-11028	HOSE (L1050) DURITE (L1050)	1	1	1	1	
18	90465-11M10	CLAMP BRIDE	4	4	4	4	
19	97780-60520	SCREW, TAPPING VIS, TETE BOMBEE	2	2	2	2	
20	90464-18004	CLAMP BRIDE	1	1	1	1	



6ALC100-Q250

FIG. 26 CONTROL

COMMANDE

REF. NO.	PART NO. N° PIECES	DESCRIPTION DESCRIPTION	6ALD	6ASC	6AMD	6ATC	REMARKS REMARQUES
1	6P2-48531-00	BRACKET, REMOTE CONTROL 1 ETRIER 1, COMMANDE A DISTANCE	1	1	1	1	
2	90109-06M86	BOLT BOULON	2	2	2	2	
3	63P-48538-00	CLAMP, CABLE 1 COLLIER	1	1	1	1	
4	91690-30010	PIN, SPRING AGRAFFE	1	1	1	1	
5	6E5-48344-00	CABLE END, REMOTE CONTROL CHAPE CABLE	1	1	1	1	
6	90468-18008	CLIP JONC	1	1	1	1	
7	69J-44117-00	BRACKET SUPPORT	1	1	1	1	
8	97595-06535	BOLT, WITH WASHER VIS HEXAGONAL AVC RONDELLE	2	2	2	2	
9	69J-44176-01	BRACKET SUPPORT	1	1	1	1	
10	93700-06M01	NIPPLE, GREASE PION	1	1	1	1	
11	90386-12069	BUSH DOUILLE	2	2	2	2	
12	90109-08019	BOLT BOULON	1	1	1	1	
13	90508-20020	SPRING, TORSION RESSORT, TORSION	1	1	1	1	
14	60V-8259F-00	SWITCH ASSY COMMUTATEUR	1	1	1	1	
15	69J-8259F-00	SWITCH ASSY COMMUTATEUR	1	1	1	1	
16	61A-82588-01	PLATE PLAQUE	2	2	2	2	
17	97985-04116	SCREW, WITH WASHER VIS, AVEC RONDELLE	4	4	4	4	
18	90465-11M10	CLAMP BRIDE	1	1	1	1	
19	90465-06M86	CLAMP BRIDE	1	1	1	1	
20	90464-09010	CLAMP BRIDE	1	1	1	1	
21	6P2-44121-00	LEVER, SHIFT ROD LEVIER, TIGE D'INVERSION	1	1	1	1	
22	69J-44122-00	BUSHING, SHIFT ROD LEVER DOUILLE, LEVIER D'EMBAYAGE	1	1	1	1	
23	90202-08M20	WASHER, PLATE RONDELLE, PLATE	1	1	1	1	
24	90468-18008	CLIP JONC	2	2	2	2	
25	90386-06M12	BUSH DOUILLE	1	1	1	1	
26	69J-44118-00	BRACKET SUPPORT	1	1	1	1	
27	648-42715-00	BUSHING COUSSINET	1	1	1	1	

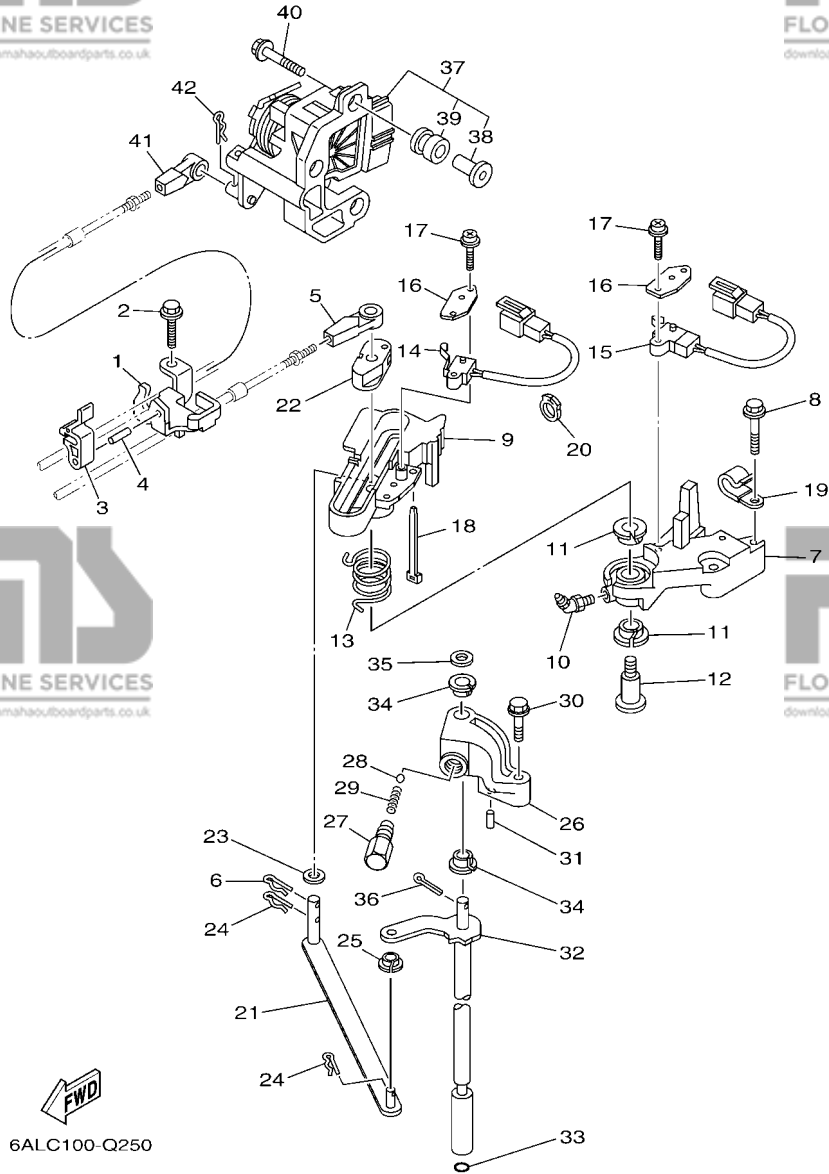


FIG. 26 CONTROL

COMMANDE

REF. NO.	PART NO. N° PIECES	DESCRIPTION DESCRIPTION	6ALD	6ASC	6AMD	6ATC	REMARKS REMARQUES
28	93501-04M02	BALL BILLE	1	1	1	1	
29	90501-12082	SPRING, COMPRESSION RESSORT, COMPRESSION	1	1	1	1	
30	97575-06535	BOLT, WITH WASHER VIS HEXAGONAL AVC RONDELLE	1	1	1	1	
31	91690-30010	PIN, SPRING AGRAFFE	1	1	1	1	
32	69J-44120-01	HANDLE GEAR SHIFT ASSY LEVIER D'EMBRAYAGE	1	1	1	1	X(25.3") X(25.3")
33	93210-09165	O-RING JOINT TORIQUE	1	1	1	1	
34	90386-90M90	BUSH DOUILLE	2	2	2	2	
35	90201-09M02	WASHER, PLATE RONDELLE, PLATE	1	1	1	1	
36	91490-20015	PIN, COTTER GOUPILLE	1	1	1	1	
37	6P2-8A410-01	SENSOR UNIT UNITE DE CAPTEUR	1	1	1	1	
38	6P2-44139-00	.COLLAR .COLLIER	3	3	3	3	
39	6CB-41273-00	.GROMMET .PASSE-FIL	3	3	3	3	
40	90119-06126	BOLT, WITH WASHER BOULON, AVEC RONDELLE	3	3	3	3	
41	6E5-48344-00	CABLE END, REMOTE CONTROL CHAPE CABLE	1	1	1	1	
42	90468-18008	CLIP JONC	1	1	1	1	

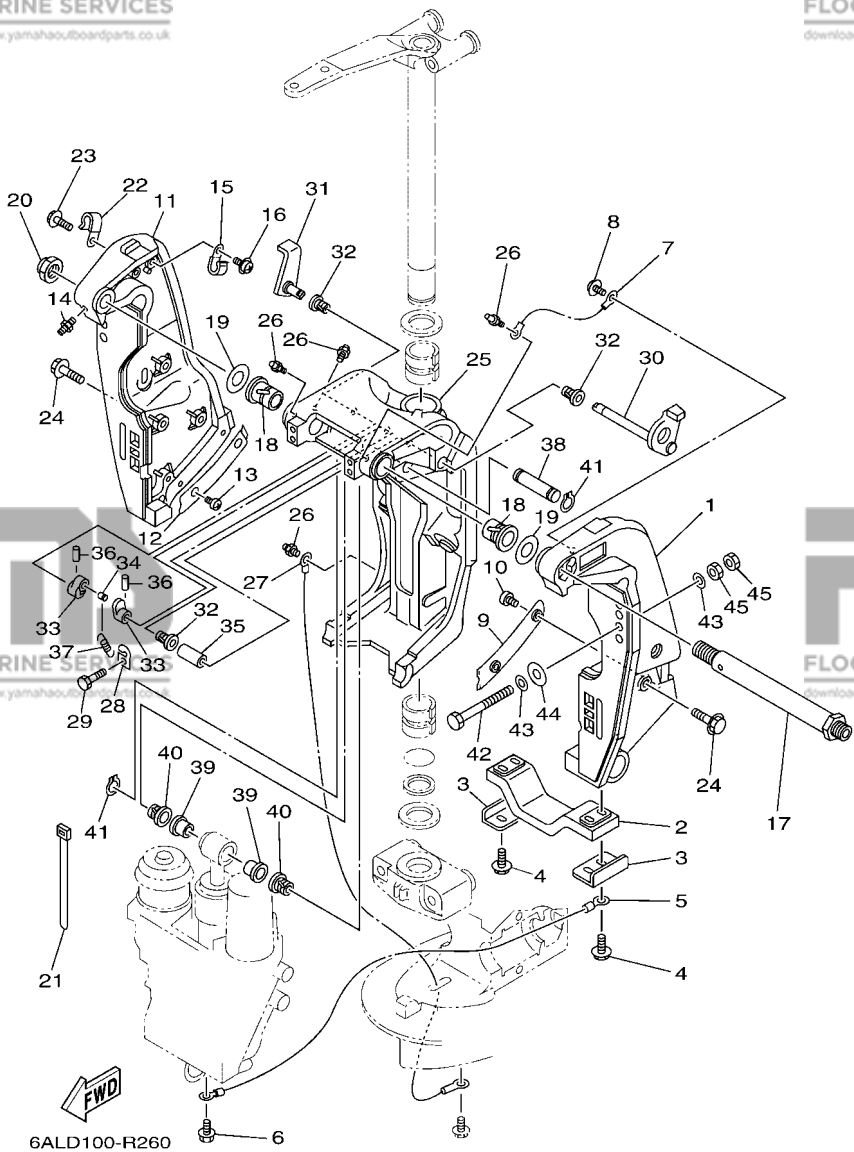


FIG. 27 BRACKET 1

SUPPORT 1

REF. NO.	PART NO. N° PIECES	DESCRIPTION DESCRIPTION	6ALD	6ASC	6AMD	6ATC	REMARKS REMARQUES
1	69J-43111-02-8D	BRACKET, CLAMP 1 PRESSE 1	1	1	1	1	
2	6G5-45251-02	ANODE ANODE	1	1	1	1	
3	6G5-44526-00	PLATE PLAQUE	2	2	2	2	
4	97595-06525	BOLT, WITH WASHER VIS HEXAGONAL AVC RONDELLE	4	4	4	4	
5	6H1-82148-00	WIRE, LEAD 4 FIL 4	1	1	1	1	
6	97595-06510	BOLT, WITH WASHER VIS HEXAGONAL AVC RONDELLE	1	1	1	1	
7	6E5-82148-00	WIRE, LEAD 4 FIL 4	1	1	1	1	
8	97985-06212	SCREW, WITH WASHER VIS, AVEC RONDELLE	1	1	1	1	
9	61A-43132-00	WASHER, FRICTION RONDELLE, FRICTION	1	1	1	1	
10	97885-06010	SCREW, PAN HEAD VIS, A ENCOCHE	2	2	2	2	
11	69J-43112-01-8D	BRACKET, CLAMP 2 PRESSE 2	1	1	1	1	
12	61A-43133-00	WASHER, FRICTION RONDELLE	1	1	1	1	
13	97885-06010	SCREW, PAN HEAD VIS, A ENCOCHE	2	2	2	2	
14	93700-06M03	NIPPLE, GREASE PION	1	1	1	1	
15	90465-08M83	CLAMP BRIDE	1	1	1	1	
16	97985-06212	SCREW, WITH WASHER VIS, AVEC RONDELLE	1	1	1	1	
17	6R3-43131-00	BOLT, CLAMP BRACKET BOULON, PRESSE	1	1	1	1	
18	90386-25M31	BUSH DOUILLE	2	2	2	2	
19	90201-26M59	WASHER, PLATE RONDELLE, PLATE	2	2	2	2	
20	90185-22M11	NUT, SELF-LOCKING ECROU, AUTO-BLOQUANT	1	1	1	1	
21	90465-11M10	CLAMP BRIDE	4	4	4	4	
22	90465-08M83	CLAMP BRIDE	1	1	1	1	
23	97595-06514	BOLT, WITH WASHER VIS HEXAGONAL AVC RONDELLE	1	1	1	1	
24	90119-10024	BOLT, WITH WASHER BOULON, AVEC RONDELLE	8	8	8	8	
25	61A-43311-22-8D	BRACKET, SWIVEL 1 SUPPORT, PIVOT 1	1	1	1	1	
26	93700-06M03	NIPPLE, GREASE PION	5	5	5	5	
27	69J-82147-00	WIRE, LEAD 5 FIL 5	1	1	1	1	

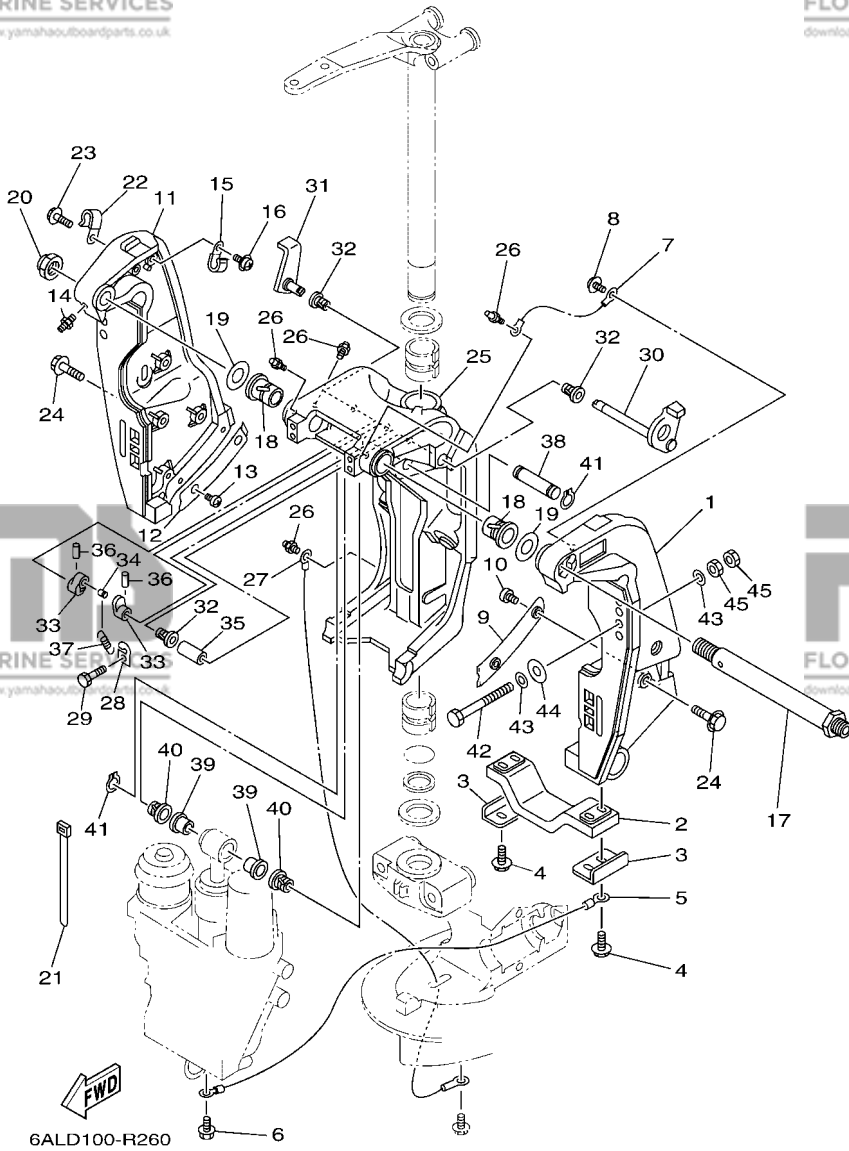


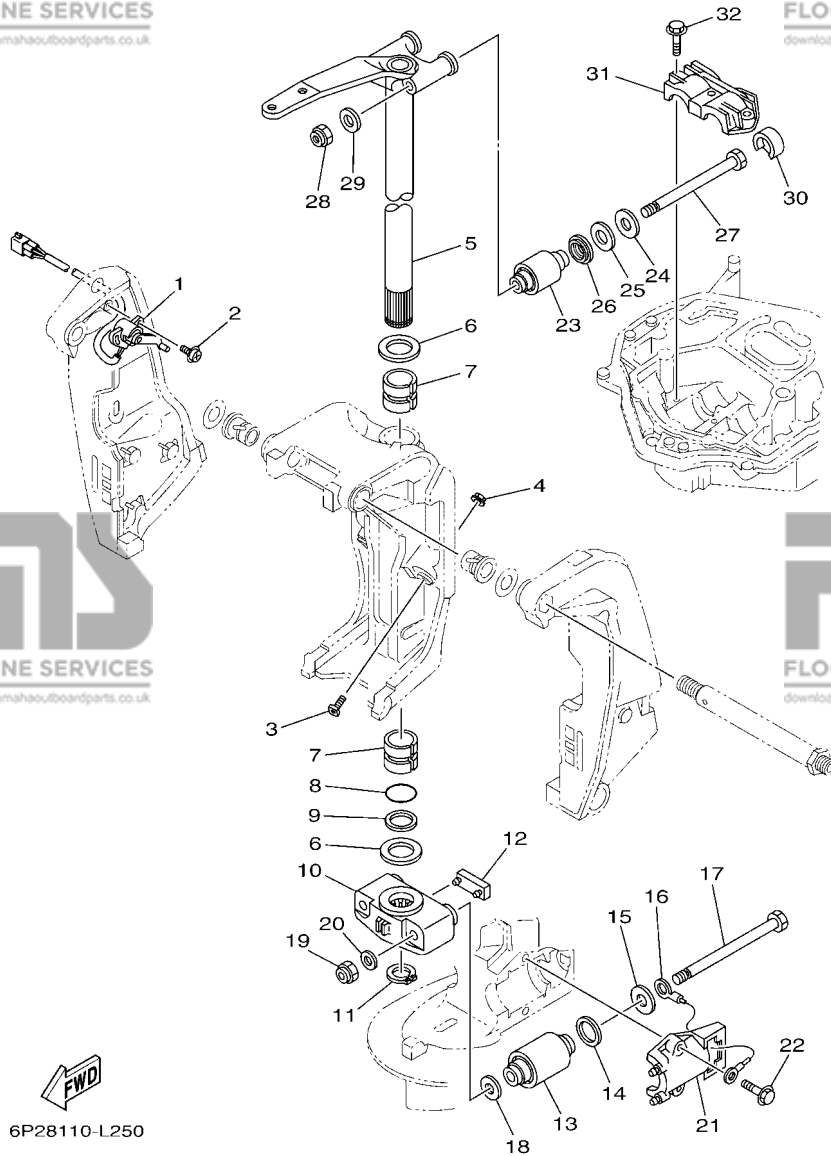
FIG. 27 BRACKET 1

SUPPORT 1

REF. NO.	PART NO. N° PIECES	DESCRIPTION DESCRIPTION	6ALD	6ASC	6AMD	6ATC	REMARKS REMARQUES
28	6G5-43144-00	HOOK, SPRING CROCHET	1	1	1	1	
29	97095-06010	BOLT BOULON	1	1	1	1	
30	61A-43181-01	LEVER, TILT STOP 1 LEVIER VERROUILLAGE RELEVAGE 1	1	1	1	1	
31	6G5-43185-02	LEVER, TILT STOP 2 LEVIER VERROUILLAGE RELEVAGE 2	1	1	1	1	
32	90386-10M16	BUSH DOUILLE	3	3	3	3	
33	6G5-43148-00	COLLAR, DISTANCE ENTRETOISE	2	2	2	2	
34	90249-06M19	PIN GOUPILLE	1	1	1	1	
35	90387-10M05	COLLAR COLLERETTE	1	1	1	1	
36	91690-30020	PIN, SPRING AGRAFFE	2	2	2	2	
37	90506-16003	SPRING, TENSION RESSORT, TENSION	1	1	1	1	
38	6E5-43126-10	PIN, UPPER SHOCK MOUNT AXE, SUPERIEUR AMORTISSEUR	1	1	1	1	
39	90386-18M63	BUSH DOUILLE	2	2	2	2	
40	90386-18M14	BUSH DOUILLE	2	2	2	2	
41	93410-18M05	CIRCLIP CLIPS	2	2	2	2	EXCEPT FOR RUS
42	90101-12047	BOLT (L:150MM) BOULON (L:150MM)	4	4	4	4	EXCEPT FOR RUS
	90101-12M05	BOLT (L:130MM) BOULON (L:130MM)	4		4		FOR RUS
43	90201-13M01	WASHER, PLATE RONDELLE, PLATE	8	8	8	8	FOR RUS
44	90201-12426	WASHER, PLATE RONDELLE, PLATE	4	4	4	4	
45	95380-12600	NUT ECROU	8	8	8	8	

FIG. 28 BRACKET 2

SUPPORT 2



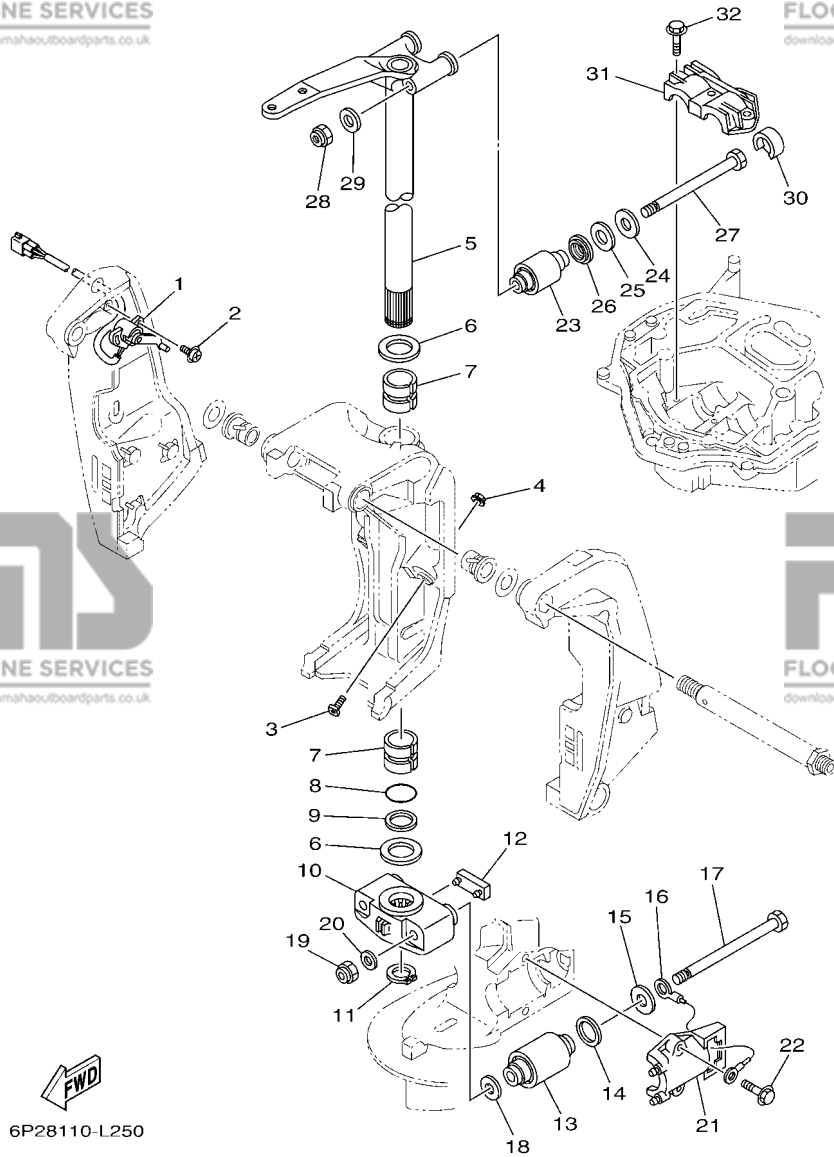
6P28110-L250

REF. NO.	PART NO. N° PIECES	DESCRIPTION DESCRIPTION	6ALD	6ASC	6AMD	6ATC	REMARKS REMARQUES
1	69J-83672-11	TRIM SENDER INCLINER RACCORD	1	1	1	1	
2	97985-06216	SCREW, WITH WASHER VIS, AVEC RONDELLE	2	2	2	2	
3	61A-43376-00	BOLT, THRUST RECEIVER BOULON	2	2	2	2	
4	95780-10300	NUT, FLANGE ECROU	2	2	2	2	
5	69J-42510-00-8D	STEERING BRACKET ASSY DIRECTION SUPPORT (ENS.)	1	1	1	1	
6	90201-40M00	WASHER, PLATE RONDELLE, PLATE	2	2	2	2	
7	90386-39M89	BUSH DOUILLE	2	2	2	2	
8	93210-35321	O-RING JOINT TORIQUE	1	1	1	1	
9	90202-40M47	WASHER, PLATE RONDELLE, PLATE	1	1	1	1	
10	69J-44551-00-8D	HOUSING, LOWER MOUNT RUBBER 1 BOITIER, SILENT-BLOC INFÉRIEUR	1	1	1	1	
11	93410-37M04	CIRCLIP CLIPS	1	1	1	1	
12	61A-44575-00	DAMPER, LOWER MOUNT RUBBER SILENT-BLOC, INFÉRIEUR	1	1	1	1	
13	60X-44555-00	MOUNT DAMPER, LOWER SIDE SILENT-BLOC, INFÉRIEUR LATERAL	2	2	2	2	
14	90202-32M19	WASHER, PLATE RONDELLE, PLATE	2	2	2	2	
15	90201-16016	WASHER, PLATE RONDELLE, PLATE	2	2	2	2	
16	6E5-82149-00	WIRE, LEAD 3 FIL 3	1	1	1	1	
17	90101-14002	BOLT BOULON	2	2	2	2	
18	90201-15M58	WASHER, PLATE RONDELLE, PLATE	2	2	2	2	
19	90185-14M00	NUT, SELF-LOCKING ECROU, AUTO-BLOQUANT	2	2	2	2	
20	92995-14600	WASHER RONDELLE	2	2	2	2	
21	61A-44552-01-CA	HOUSING, LOWER MOUNT RUBBER 2 BOITIER, SILENT-BLOC INFÉRIEUR	2	2	2	2	
22	90119-10024	BOLT, WITH WASHER BOULON, AVEC RONDELLE	4	4	4	4	
23	69J-44514-00	MOUNT DAMPER, UPPER SIDE SILENT-BLOC, SUPÉRIEUR LATERAL	2	2	2	2	
24	90201-16015	WASHER, PLATE RONDELLE, PLATE	2	2	2	2	
25	90202-28M46	WASHER, PLATE RONDELLE, PLATE	2	2	2	2	
26	69J-44532-00	STOPPER, UPPER MOUNT PLAQUETTE	2	2	2	2	
27	90101-14003	BOLT BOULON	2	2	2	2	

FIG. 28 BRACKET 2

SUPPORT 2

REF. NO.	PART NO. N° PIECES	DESCRIPTION DESCRIPTION	6ALD	6ASC	6AMD	6ATC	REMARKS REMARQUES
28	90185-14M00	NUT, SELF-LOCKING ECROU,AUTO-BLOQUANT	2	2	2	2	
29	92995-14600	WASHER RONDELLE	2	2	2	2	
30	69J-44533-00	DAMPER, UPPER MOUNT RUBBER COUVERCLE, SUSPENSION INFERIEU	2	2	2	2	
31	61A-44511-01	COVER, UPPER MOUNT COUVERCLE, SUSPENSION SUPERIEU	1	1	1	1	
32	90119-10024	BOLT, WITH WASHER BOULON, AVEC RONDELLE	3	3	3	3	

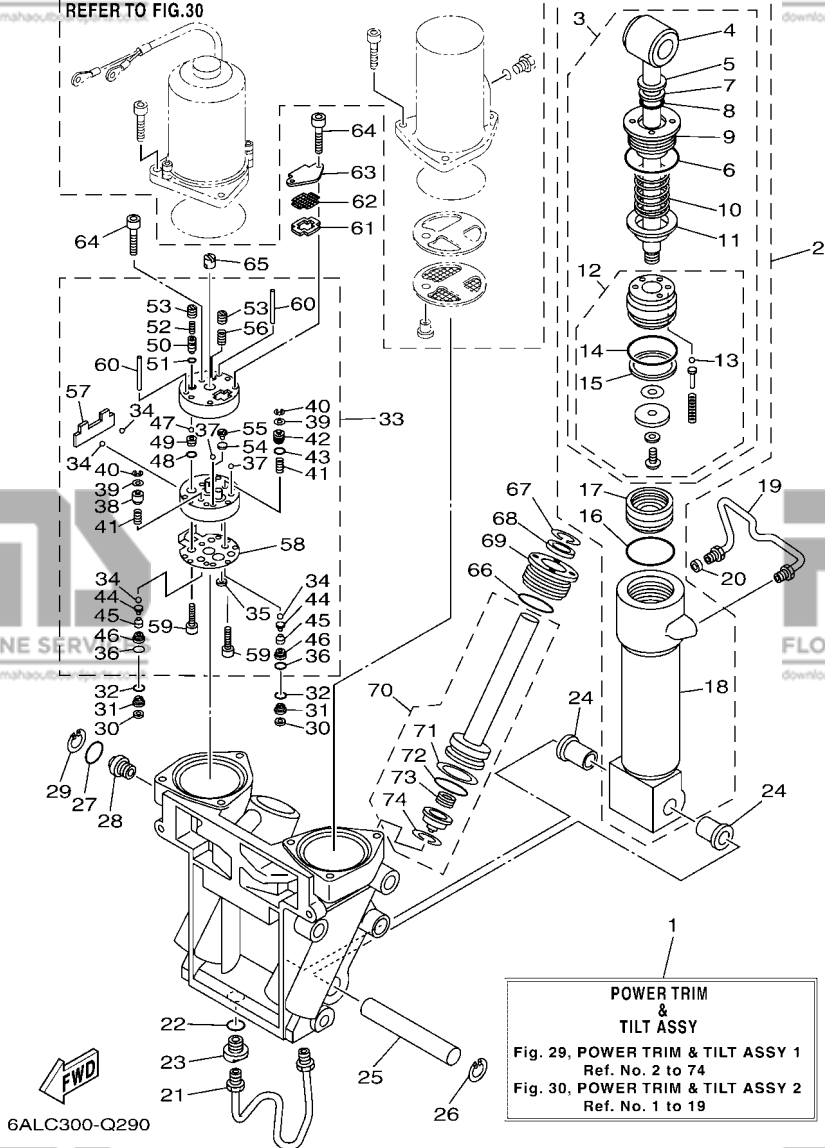


6P28110-L250

FIG. 29 POWER TRIM & TILT ASSY 1

PUISSANCE PARE ET INCLINER 1

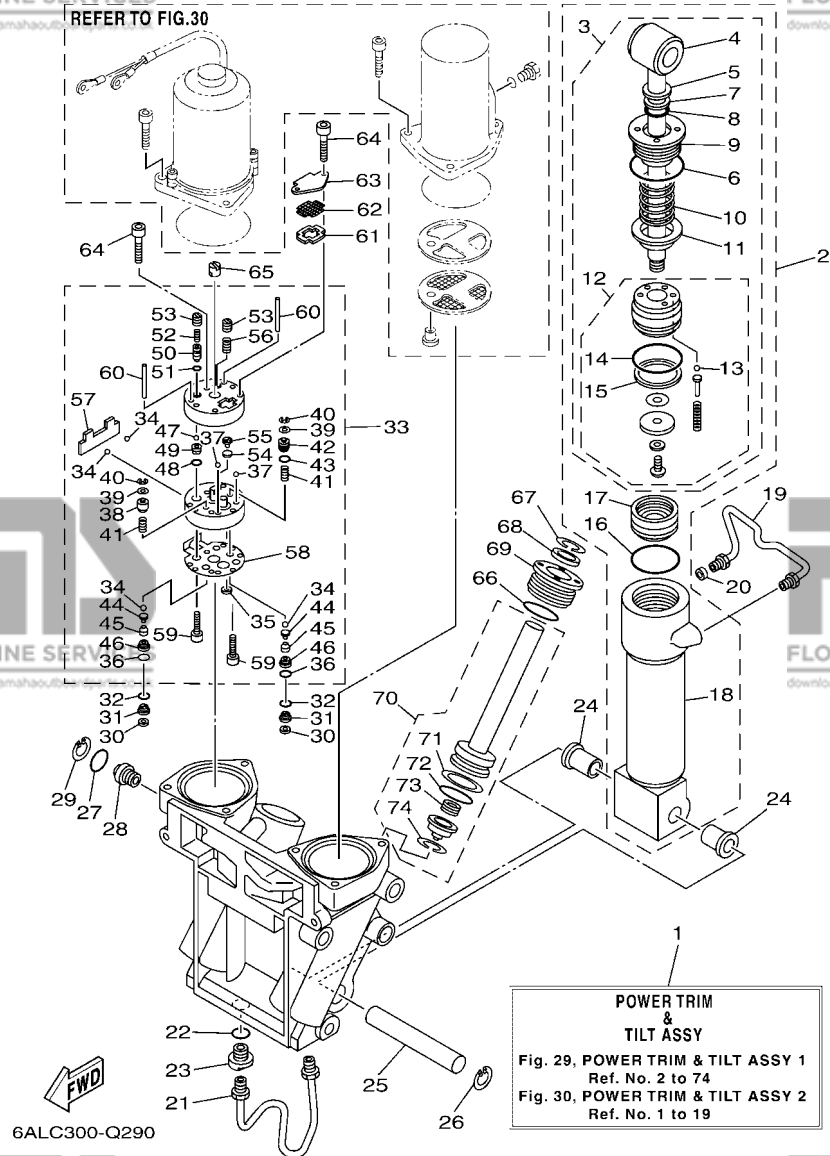
REFER TO FIG.30



REF. NO.	PART NO. N° PIECES	DESCRIPTION DESCRIPTION	6ALD	6ASC	6AMD	6ATC	REMARKS REMARQUES
1	69J-43800-07-8D	POWER TRIM & TILT ASSY PUISSANCE PARE ET INCLINER (E	1	1	1	1	
2	6CE-43840-00	POWER TILT ASSY PUISSANCE INCLINER (ENS.)	1	1	1	1	
3	6CE-43810-00	.TILT PISTON SUB ASSY .INCLINER PISTON AUXILIAIRE(ENS	1	1	1	1	
4	69J-43801-01	..ROD ..TIGE	1	1	1	1	
5	93106-19N50	..OIL SEAL ..JOINT SPY	1	1	1	1	
6	6H1-43861-00	..O-RING ..JOINT TORIQUE	1	1	1	1	
7	6H1-43872-00	..RING, BACK UP ..RESSORT	1	1	1	1	
8	61A-4389H-01	..O-RING ..JOINT TORIQUE	1	1	1	1	
9	61A-43811-00	..SCREW, CYLINDER END ..VIS, CYLINDRE RACCORD	1	1	1	1	
10	69J-4384H-00	..SPRING ..RESSORT	1	1	1	1	
11	69J-4382E-00	..ADAPTOR 2 ..ADAPTEUR 2	1	1	1	1	
12	6CE-4380P-00	..PISTON SUB ASSY ..PISTON AUXILIAIRE (ENS.)	1	1	1	1	
13	93505-32038	...BALL ...BILLE	5	5	5	5	
14	61A-43861-00	...O-RING ...JOINT TORIQUE	1	1	1	1	
15	61A-43871-00	...RING, BACK UP ...SEGMENT	1	1	1	1	
16	61A-43861-00	.O-RING .JOINT TORIQUE	1	1	1	1	
17	6H1-43814-00	.PISTON, FREE .PISTON	1	1	1	1	
18	61A-43813-02	.CYLINDER, TILT .CYLINDRE	1	1	1	1	
19	61A-43835-01	PIPE TUYAU	1	1	1	1	
20	69J-4388J-00	PLUG 2 BOUCHON 2	1	1	1	1	
21	69J-43833-02	PIPE TUYAU	1	1	1	1	
22	93210-17239	O-RING JOINT TORIQUE	1	1	1	1	
23	69J-4388E-01	BOLT ,SCREW VIS	1	1	1	1	
24	90386-18M14	BUSH DOUILLE	2	2	2	2	
25	61A-43818-00	PIN, LOWER SHOCK MOUNT AXE, INFERIEUR AMORTISSEUR	1	1	1	1	
26	61A-43876-00	RING, SNAP RESSORT	1	1	1	1	
27	6D8-43863-00	O-RING JOINT TORIQUE	1	1	1	1	

FIG. 29 POWER TRIM & TILT ASSY 1

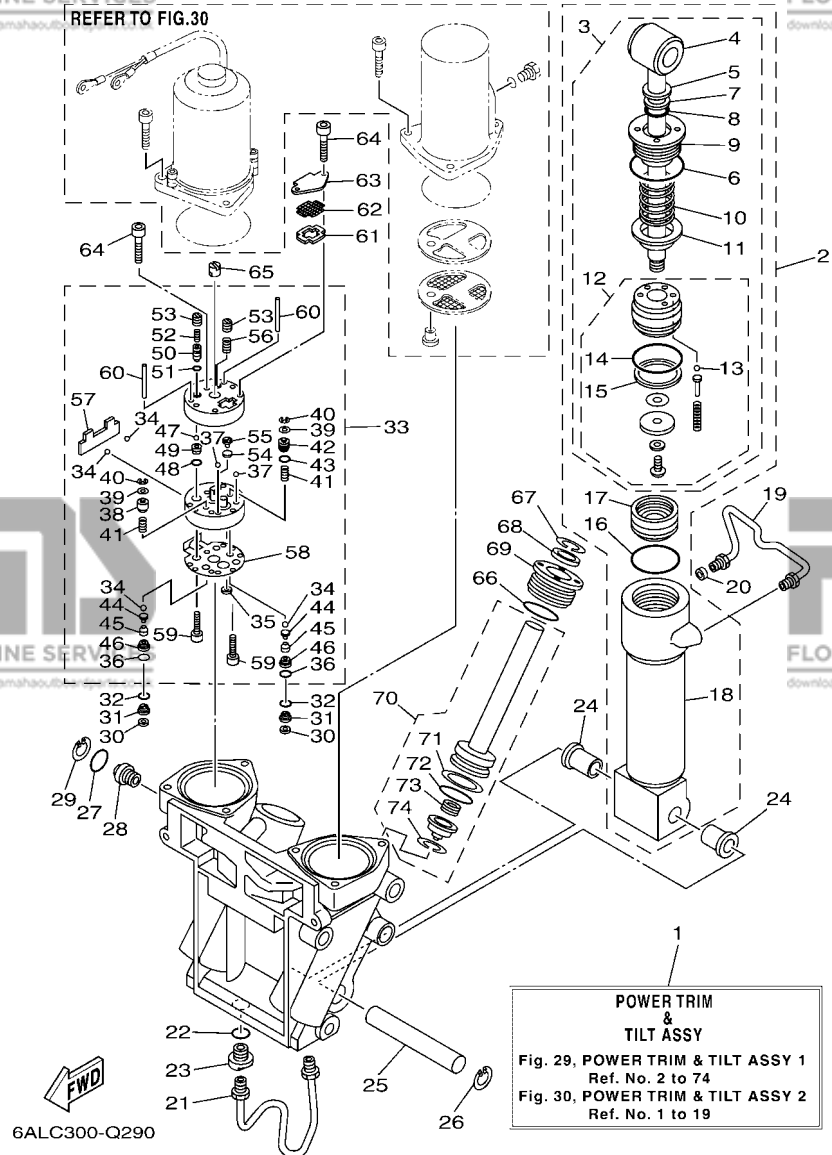
PUISSANCE PARE ET INCLINER 1



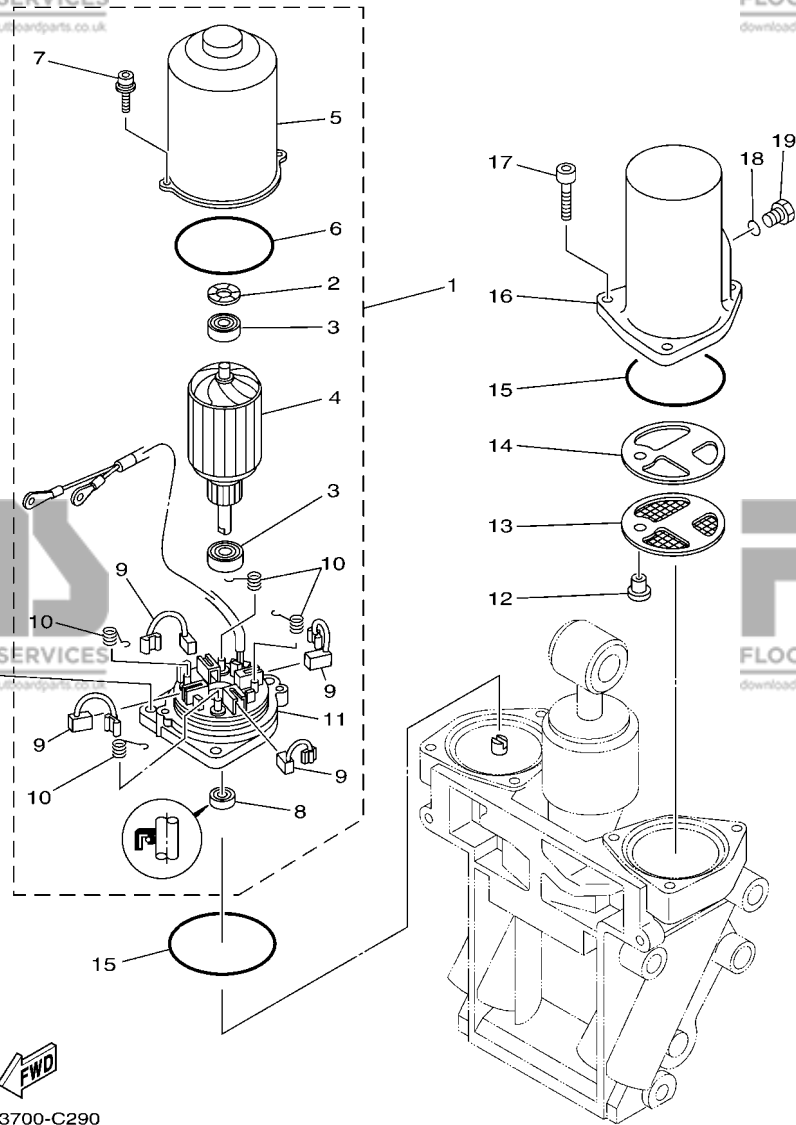
REF. NO.	PART NO. N° PIECES	DESCRIPTION DESCRIPTION	6ALD	6ASC	6AMD	6ATC	REMARKS REMARQUES
28	69J-43845-00	SCREW, MANUAL RELEASE VIS	1	1	1	1	
29	6H1-43875-00	RING, SNAP	1	1	1	1	
30	69J-4381C-00	FILTER 3 FILTRE 3	2	2	2	2	
31	69J-43899-01	PLATE STOPPER PLAQUETTE	2	2	2	2	
32	69J-4389J-00	O-RING JOINT TORIQUE	2	2	2	2	
33	69J-43830-01	GEAR PUMP ASSY POMPE A PIGNON (ENS.)	1	1	1	1	
34	93505-32038	.BALL .BILLE	4	4	4	4	
35	69J-4381C-00	.FILTER 3 .FILTRE 3	1	1	1	1	
36	69J-4389J-00	.O-RING .JOINT TORIQUE	2	2	2	2	
37	93503-16003	.BALL .BILLES	2	2	2	2	
38	6CJ-4384M-00	.PISTON, SHUTTLE 2 .PISTON 2	1	1	1	1	
39	69A-4384F-00	.SEAL, MAIN VALVE .JOINT	2	2	2	2	
40	99002-03600	.CIRCLIP .CIRCLIP	2	2	2	2	
41	69J-43894-00	.SPRING, SHUTTLE RETURN .RESSORT	2	2	2	2	
42	6CJ-43841-00	.PISTON, SHUTTLE .PISTON	1	1	1	1	
43	6H1-43883-00	.O-RING .JOINT TORIQUE	1	1	1	1	
44	60V-4386A-00	.PIN, ABSORBER VALVE .GOUPILLE, SOUPE	2	2	2	2	
45	69J-43853-00	.SPRING, MAIN VALVE .RESSORT	2	2	2	2	
46	6CJ-43893-00	.WASHER .RONDELLE	2	2	2	2	
47	93501-08001	.BALL .BILLE	2	2	2	2	
48	93210-08391	.O-RING .JOINT TORIQUE	1	1	1	1	
49	69J-43851-00	.SEAT, RELIEF VALVE .SIEGE	1	1	1	1	
50	6CJ-43844-00	.PIN, VALVE SUPPORT .GOUPILLE	1	1	1	1	
51	93210-064A5	.O-RING .JOINT TORIQUE	1	1	1	1	
52	69J-43855-00	.SPRING, UP RELIEF .RESSORT	1	1	1	1	
53	6CJ-43843-00	.SCREW, VALVE LOCK .VIS	2	2	2	2	
54	6H1-4384G-11	.SEAL, RELIEF VALVE .JOINT	1	1	1	1	

FIG. 29 POWER TRIM & TILT ASSY 1

PUISSANCE PARER ET INCLINER 1



REF. NO.	PART NO. N° PIECES	DESCRIPTION DESCRIPTION	6ALD	6ASC	6AMD	6ATC	REMARKS REMARQUES
55	6H1-43844-10	.PIN, VALVE SUPPORT .GOUILLE	1	1	1	1	
56	6H1-43856-10	.SPRING, DOWN RELIEF .RESSORT	1	1	1	1	
57	69J-43854-00	.SPRING, MANUAL RELEASE .RESSORT	1	1	1	1	
58	69J-4384G-00	.SEAL, RELIEF VALVE .JOINT	1	1	1	1	
59	91318-05025	.BOLT .BOULON	2	2	2	2	
60	93604-35236	.PIN, DOWEL .CLAVETTE	2	2	2	2	
61	69J-43871-00	RING, BACK UP SEGMENT	1	1	1	1	
62	69J-43816-00	FILTER 1 FILTRE 1	1	1	1	1	
63	69J-4381J-00	PLATE PLAQUE	1	1	1	1	
64	91318-05040	BOLT BOULON	3	3	3	3	
65	69J-43831-00	CONNECTOR, SHAFT RACCORD	1	1	1	1	
66	61A-43861-00	O-RING JOINT TORIQUE	2	2	2	2	
67	6T4-43875-01	RING, SNAP RESSORT	2	2	2	2	
68	61A-43822-00	SEAL, TRIM DUST JOINT	2	2	2	2	
69	61A-43821-01	SCREW, TRIM CYLINDER END VIS	2	2	2	2	
70	69J-43820-01	TRIM PISTON SUB ASSY PARER PISTON AUXILIAIRE (ENS.)	2	2	2	2	
71	61A-43874-00	.RING, BACK UP .RESSORT	1	1	1	1	
72	61A-43864-00	.O-RING .JOINT TORIQUE	1	1	1	1	
73	61A-4384H-10	.SPRING .RESSORT	1	1	1	1	
74	61A-43875-10	.RING, SNAP .RESSORT	1	1	1	1	

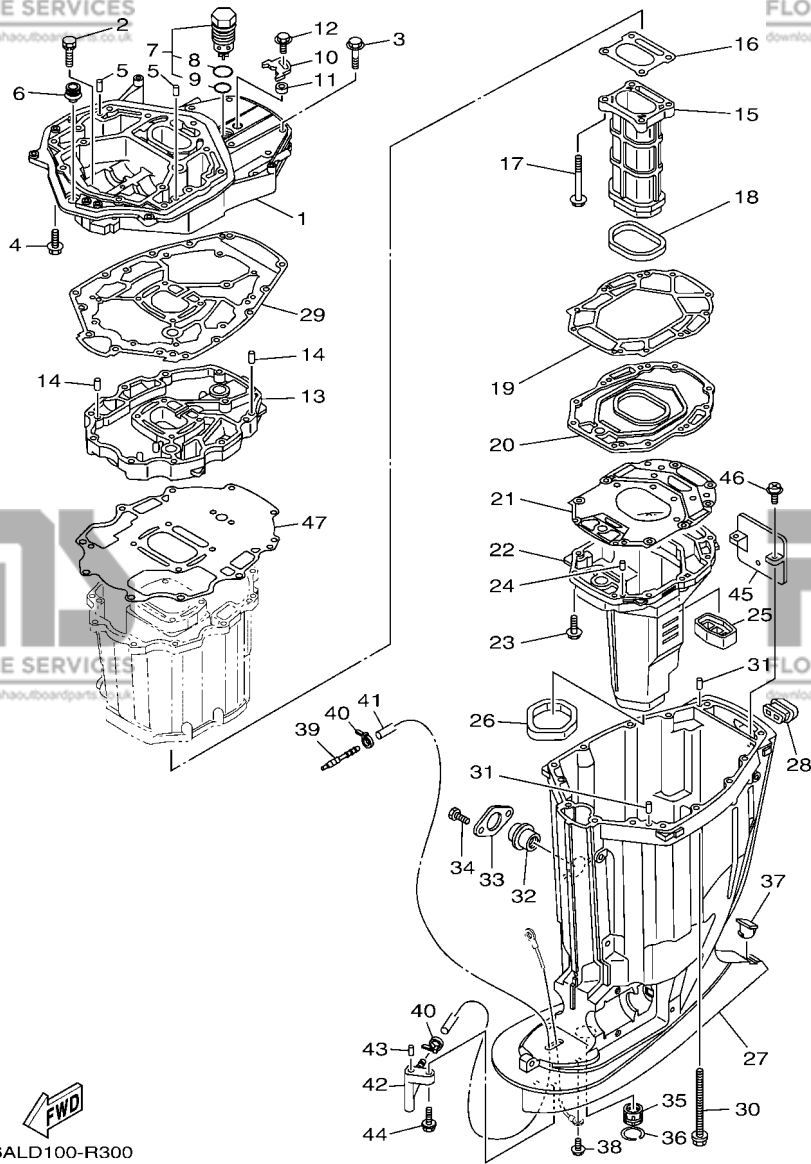


69J3700-C290

FIG. 30 POWER TRIM & TILT ASSY 2

PUISSANCE PARET ET INCLINER 2

REF. NO.	PART NO. N° PIECES	DESCRIPTION DESCRIPTION	6ALD	6ASC	6AMD	6ATC	REMARKS REMARQUES
1	69J-43880-01	MOTOR ASSY MOTEUR (ENS.)	1	1	1	1	
2	90206-14N50	.WASHER, WAVE .RONDELLE, ONDULEE	1	1	1	1	
3	93399-999T6	.BEARING .ROULEMENT	2	2	2	2	
4	69J-43805-00	.ARMATURE ASSY .INDUIT (ENS.)	1	1	1	1	
5	69J-43804-00	.STATOR ASSY .STATOR (ENS.)	1	1	1	1	
6	69J-43861-00	.O-RING .JOINT TORIQUE	1	1	1	1	
7	69J-43886-00	.BOLT .BOULON	2	2	2	2	
8	69J-43882-00	.OIL SEAL .JOINT SPI	1	1	1	1	
9	69J-43891-00	.BRUSH 1 .BALAI 1	4	4	4	4	
10	69J-4386K-00	.SPRING, BRUSH .RESSORT, BALAI	4	4	4	4	
11	69J-43881-01	.FRAME, END .BATI	1	1	1	1	
12	69J-4388H-00	PLUG BOUCHON	1	1	1	1	
13	69J-43817-00	FILTER 2 FILTRE 2	1	1	1	1	
14	69J-4388F-00	SPACER ENTRETOISE	1	1	1	1	
15	93210-66001	O-RING JOINT TORIQUE	2	2	2	2	
16	69J-43828-00	BODY, RESERVOIR CORPS	1	1	1	1	
17	69J-43888-00	BOLT, SOCKET BOULON	6	6	6	6	
18	93210-09165	O-RING JOINT TORIQUE	1	1	1	1	
19	6H1-43829-00	PLUG, RESERVOIR BOUCHON	1	1	1	1	

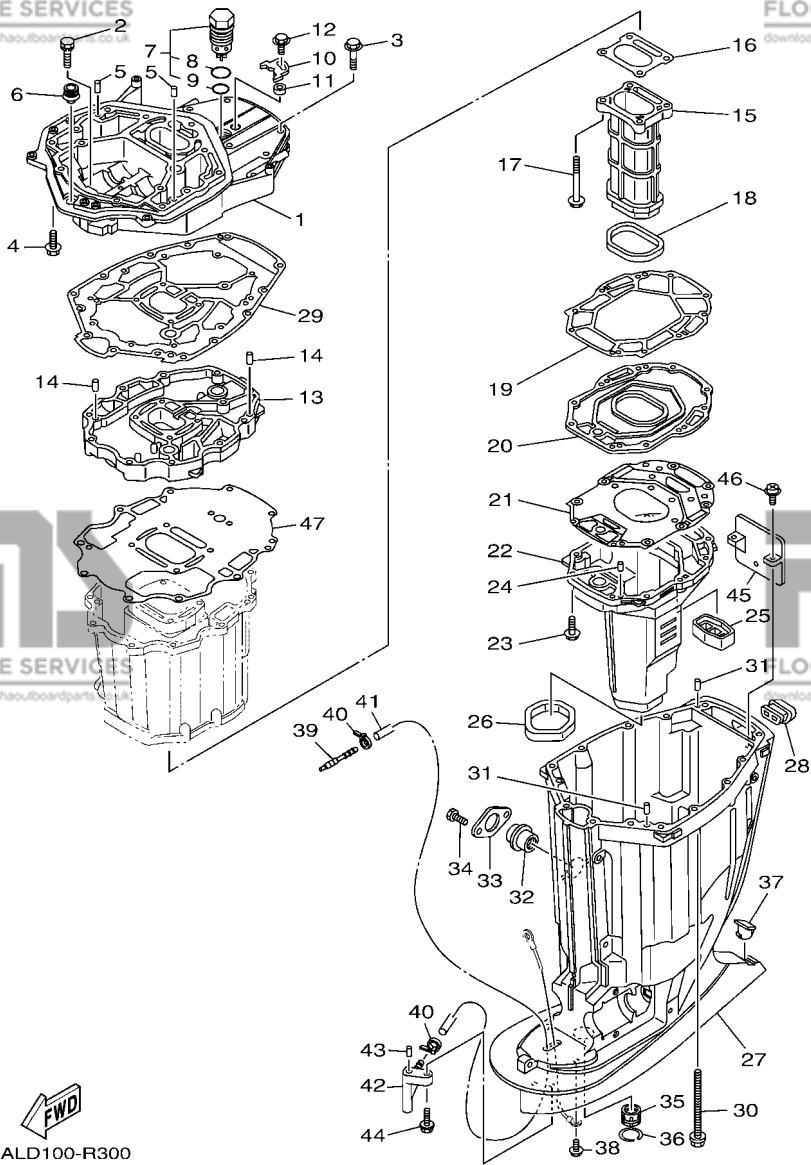


6ALD100-R300

FIG. 31 UPPER CASING

FOURREAU

REF. NO.	PART NO. N° PIECES	DESCRIPTION DESCRIPTION	6ALD	6ASC	6AMD	6ATC	REMARKS REMARQUES
1	69J-41137-10-CA	GUIDE, EXHAUST COLLECTEUR D'ÉCHAPPEMENT	1	1	1	1	
2	90119-08102	BOLT, WITH WASHER BOULON, AVEC RONDELLE	2	2	2	2	
3	97575-10545	BOLT, WITH WASHER VIS HEXAGONAL AVC RONDELLE	7	7	7	7	
4	97575-10535	BOLT, WITH WASHER VIS HEXAGONAL AVC RONDELLE	7	7	7	7	
5	93608-16M16	PIN, DOWEL AXE	2	2	2	2	
6	6E5-42724-00	GROMMET PASSE-FIL	1	1	1	1	
7	6AW-11371-10	PRESSURE CONTROL VALVE ASSY SOUPEPE, COMMANDE DE PRESSION	1	1	1	1	
8	93210-347A1	.O-RING JOINT TORIQUE	1	1	1	1	
9	93210-28543	.O-RING JOINT TORIQUE	1	1	1	1	
10	69J-12233-00	PLATE, GUIDE STOPPER 1 PLAQUE, GUIDE BUTEE 1	1	1	1	1	
11	90387-06037	COLLAR COLLERETTE	1	1	1	1	
12	97595-06520	BOLT, WITH WASHER VIS HEXAGONAL AVC RONDELLE	1	1	1	1	
13	69J-41131-11-CA	MANIFOLD, EXT. 1 PIPE D'ÉCHAPPEMENT	1	1	1	1	
14	93608-16M16	PIN, DOWEL AXE	2	2	2	2	
15	69J-41132-20-9S	MANIFOLD, EXHAUST PIPE D'ÉCHAPPEMENT	1	1	1	1	
16	6P2-41134-00	GASKET, EXHAUST MANIFOLD JOINT, PIPE D'ÉCHAPPEMENT	1	1	1	1	
17	97575-08590	BOLT, WITH WASHER VIS HEXAGONAL AVC RONDELLE	4	4	4	4	
18	69J-41138-00	SEAL, EXT. 1 JOINT DE GROUPE 1	1	1	1	1	
19	69J-41135-A0	GASKET, EXHAUST MANIFOLD JOINT, PIPE D'ÉCHAPPEMENT	1	1	1	1	
20	69J-45181-10-9S	PLATE PLAQUETTE	1	1	1	1	
21	6S1-41136-00	GASKET, EXHAUST MANIFOLD 4 JOINT, PIPE D'ÉCHAPPEMENT 4	1	1	1	1	
22	69J-14711-21-9S	MUFFLER 1 POT D'ÉCHAPPEMENT 1	1	1	1	1	
23	97575-08535	BOLT, WITH WASHER VIS HEXAGONAL AVC RONDELLE	10	10	10	10	
24	93606-19M23	PIN, DOWEL GOUPILLE	2	2	2	2	
25	69J-45127-00	SEAL JOINT	1	1	1	1	
26	69J-45123-00	GASKET, MUFFLER JOINT, POT DE DETENTE	1	1	1	1	
27	69J-45111-10-8D	CASING, UPPER FOURREAU	1	1	1	1	

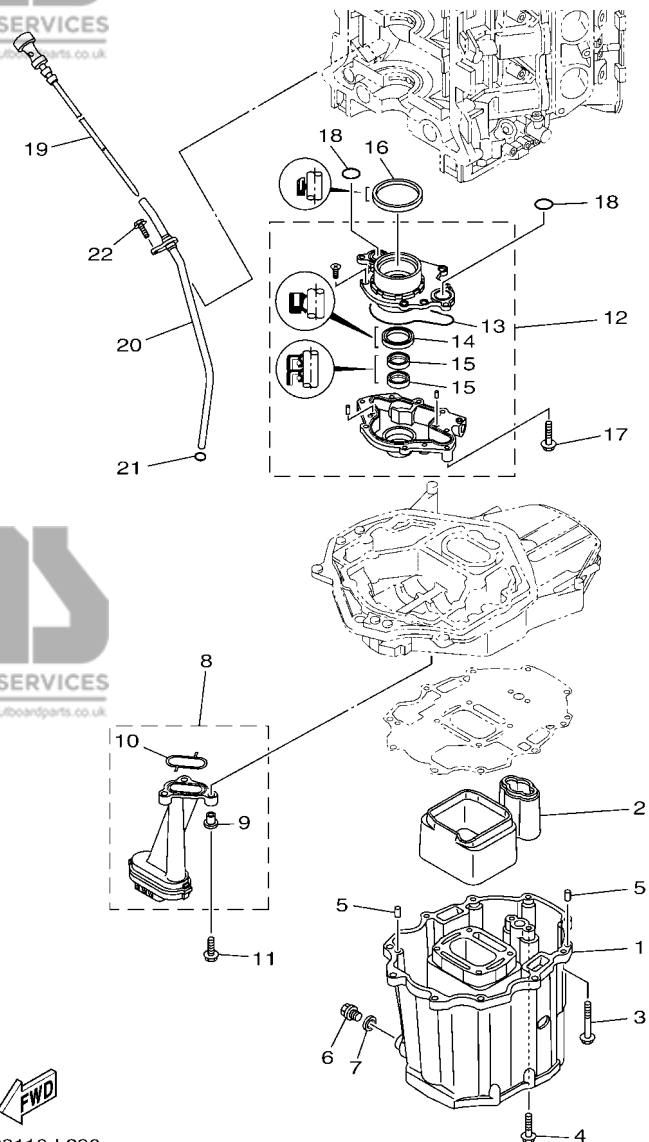


6ALD100-R300

FIG. 31 UPPER CASING

FOURREAU

REF. NO.	PART NO. N° PIECES	DESCRIPTION DESCRIPTION	6ALD	6ASC	6AMD	6ATC	REMARKS REMARQUES
28	69J-42769-00	SEAL, RUBBER BOURRELET, CAOUTCHOUC	1	1	1	1	
29	69J-45113-20	GASKET, UPPER CASING JOINT, TUBE D'ARBRE	1	1	1	1	
30	90119-10007	BOLT, WITH WASHER BOULON, AVEC RONDELLE	6	6	6	6	
31	93608-16M16	PIN, DOWEL AXE	2	2	2	2	
32	69J-15316-00	DAMPER 1 AMORTISSEUR 1	1	1	1	1	
33	69J-45152-10	COVER, UPPER CASING 2 CAPUCHON FOURREAU	1	1	1	1	
34	97095-06012	BOLT BOULON	2	2	2	2	
35	69J-45318-01	BUSHING, DRIVE SHAFT DOUILLE, ARBRE MOTEUR	1	1	1	1	
36	93420-36M01	CIRCLIP CIRCLIP, TYPE S	1	1	1	1	
37	61A-45155-00	CAP CAPUCHON	1	1	1	1	
38	95895-06010	BOLT, FLANGE BOULON	1	1	1	1	
39	6E5-83558-00	END, NIPPLE RACCORD DE NIPPLE	1		1	1	EXCEPT LAN SPEED EXCEPT LAN SPEED
40	90465-11M10	CLAMP BRIDE	2		2	2	EXCEPT LAN SPEED EXCEPT LAN SPEED
	90465-11M10	CLAMP BRIDE	1	1			FOR LAN SPEED FOR LAN SPEED
41	90445-07010	HOSE (L1330) DURITE (L1330)	1		1	1	EXCEPT LAN SPEED EXCEPT LAN SPEED
	90445-07046	HOSE (L1550) DURITE (L1550)	1	1			FOR LAN SPEED FOR LAN SPEED
42	61A-45378-00	NIPPLE, HOSE RACCORD, TUYAU	1	1	1	1	
43	93606-12019	PIN, DOWEL GOUILLE	1	1	1	1	
44	90119-06M17	BOLT, WITH WASHER BOULON, AVEC RONDELLE	1	1	1	1	
45	69J-14624-01	COVER, EXHAUST CACHE D'ECHAPPEMENT	1	1	1	1	
46	97980-06216	SCREW, WITH WASHER VIS, AVEC RONDELLE	2	2	2	2	
47	69J-15312-01	GASKET, OIL PAN JOINT DE VENTILATEUR D'HUILE	1	1	1	1	



6P28110-L290

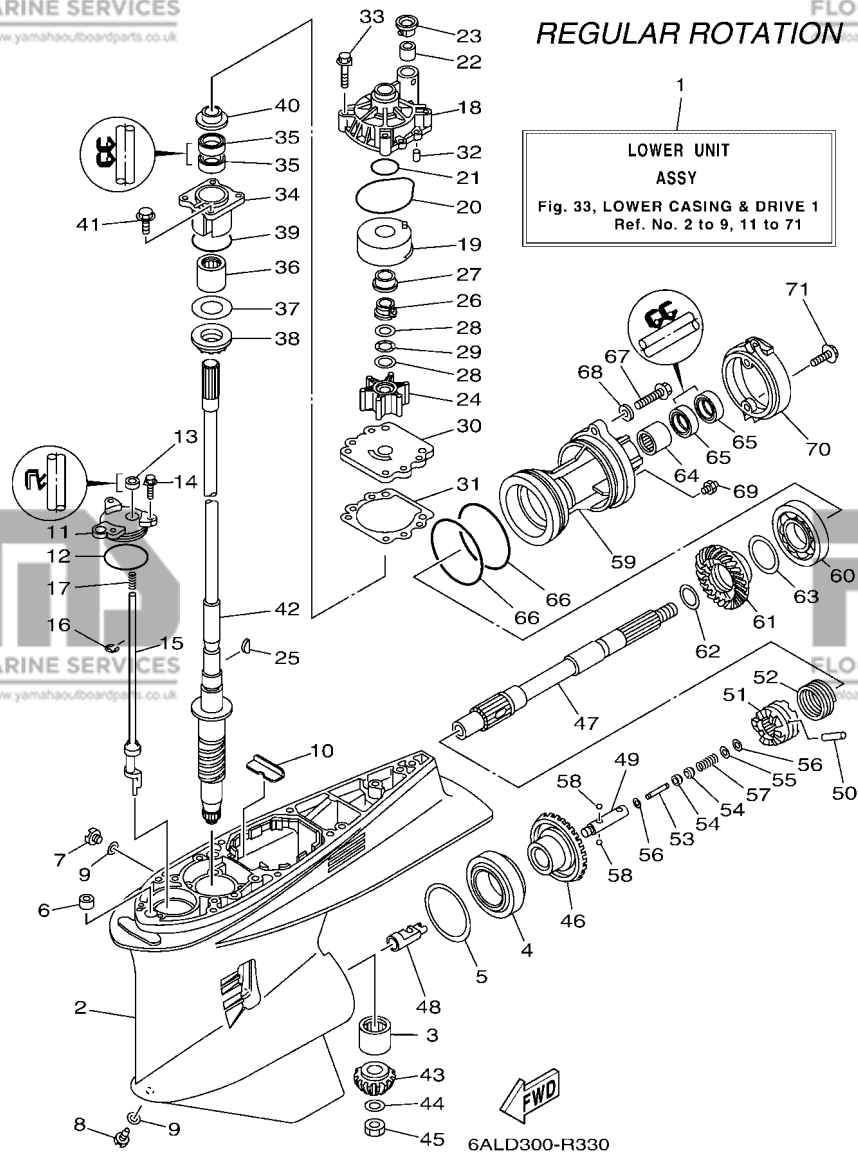
FIG. 32 OIL PAN

VENTILATEUR D'HUILE

REF. NO.	PART NO. N° PIECES	DESCRIPTION DESCRIPTION	6ALD	6ASC	6AMD	6ATC	REMARKS REMARQUES
1	69J-15311-10-CA	OIL PAN VENTILATEUR D'HUILE	1	1	1	1	
2	69J-15761-00	SEAL, RUBBER 1 JOINT CAOUTCHOUC 1	1	1	1	1	
3	97575-08560	BOLT, WITH WASHER VIS HEXAGONAL AVC RONDELLE	10	10	10	10	
4	97575-08535	BOLT, WITH WASHER VIS HEXAGONAL AVC RONDELLE	2	2	2	2	
5	93608-16M16	PIN, DOWEL AXE	2	2	2	2	
6	90340-14M06	PLUG, STRAIGHT SCREW PLOT, FILETE DROIT	1	1	1	1	
7	90430-14M09	GASKET JOINT	1	1	1	1	
8	69J-13411-00	STRAINER, OIL FILTRE, HUILE	1	1	1	1	
9	90387-06263	.COLLAR .COLLERETTE	3	3	3	3	
10	69J-13415-00	.SEAL, OIL STRAINER .JOINT, FILTRE A HUILE	1	1	1	1	
11	95812-06025	BOLT, FLANGE BOULON	3	3	3	3	
12	6P2-13300-00	OIL PUMP ASSY POMPE A HUILE COMPLETE	1	1	1	1	
13	69J-13329-01	.GASKET, PUMP COVER .JOINT, COUVERCLE DE POMPE	1	1	1	1	
14	6AW-13119-00	.OIL SEAL .JOINT SPY	1	1	1	1	
15	69J-13631-00	.OIL SEAL .JOINT SPY	2	2	2	2	
16	69J-11355-00	SEAL, CYLINDER 1 JOINT, SPY CYLINDRE	1	1	1	1	
17	97575-06540	BOLT, WITH WASHER VIS HEXAGONAL AVC RONDELLE	4	4	4	4	
18	93210-25552	O-RING JOINT TORIQUE	2	2	2	2	
19	6P2-15362-10	PLUG, OIL LEVEL PLOT, NIVEAU D'HUILE	1	1	1	1	
20	6P2-15377-10	GUIDE, INLET GUIDE D'ADMISSION	1	1	1	1	
21	93210-19MJ3	O-RING JOINT TORIQUE	1	1	1	1	
22	95895-06016	BOLT, FLANGE BOULON	1	1	1	1	

FIG. 33 LOWER CASING & DRIVE 1

BOITIER D'HELICE TRANSMISSION1



REF. NO.	PART NO. N° PIECES	DESCRIPTION DESCRIPTION	6ALD	6ASC	6AMD	6ATC	REMARKS REMARQUES
1	69J-45300-23-8D	LOWER UNIT ASSY UNITE INFERIEURE (ENS.)	1	1			X(25.3'),RH X(25.3'),RH
2	61A-45301-10-8D	CASING, LOWER BEQUILLE	1	1			
3	93311-83280	BEARING ROULEMENT	1	1			
4	93332-000W1	BEARING ROULEMENT	1	1			
5	61A-45567-00	SHIM (T:0.10MM) CALE (T:0.10MM)	1	1			UR UR
	61A-45567-10	SHIM (T:0.12MM) CALE (T:0.12MM)	1	1			UR UR
	61A-45567-20	SHIM (T:0.15MM) CALE (T:0.15MM)	1	1			UR UR
	61A-45567-30	SHIM (T:0.18MM) CALE (T:0.18MM)	1	1			UR UR
	61A-45567-40	SHIM (T:0.30MM) CALE (T:0.30MM)	1	1			UR UR
	61A-45567-50	SHIM (T:0.40MM) CALE (T:0.40MM)	1	1			UR UR
	61A-45567-60	SHIM (T:0.50MM) CALE (T:0.50MM)	1	1			UR UR
6	663-44366-00	DAMPER, WATER SEAL 2 JOINT, TUBE D'EAU 2	1	1			
7	90340-08002	PLUG, STRAIGHT SCREW PLOT, FILET DROIT	1	1			
8	688-45341-10	PLUG, DRAIN BOUCHON DE VIDANGE	1	1			
9	90430-08003	GASKET JOINT	2	2			
10	61A-45376-00	GUIDE, SEAL DAMPER BUTEE, JOINT CAOUTCHOUC	1	1			
11	61A-45321-01	PLATE PLAQUETTE	1	1			
12	93210-64488	O-RING JOINT TORIQUE	1	1			
13	93106-09014	OIL SEAL JOINT SPY	1	1			
14	90119-06M10	BOLT, WITH WASHER BOULON, AVEC RONDELLE	3	3			
15	69J-44150-00	SHIFT CAM ASSY CAME D'INVERSION	1	1			
16	99001-08600	CIRCLIP CIRCLIP	1	1			
17	90501-11M10	SPRING, COMPRESSION RESSORT, COMPRESSION	1	1			
18	61A-44311-01	HOUSING, WATER PUMP CORPS, POMPE A EAU	1	1			
19	61A-44322-02	INSERT, CARTRIDGE CUVETTE	1	1			
20	93210-86M38	O-RING JOINT TORIQUE	1	1			
21	93210-37160	O-RING JOINT TORIQUE	1	1			

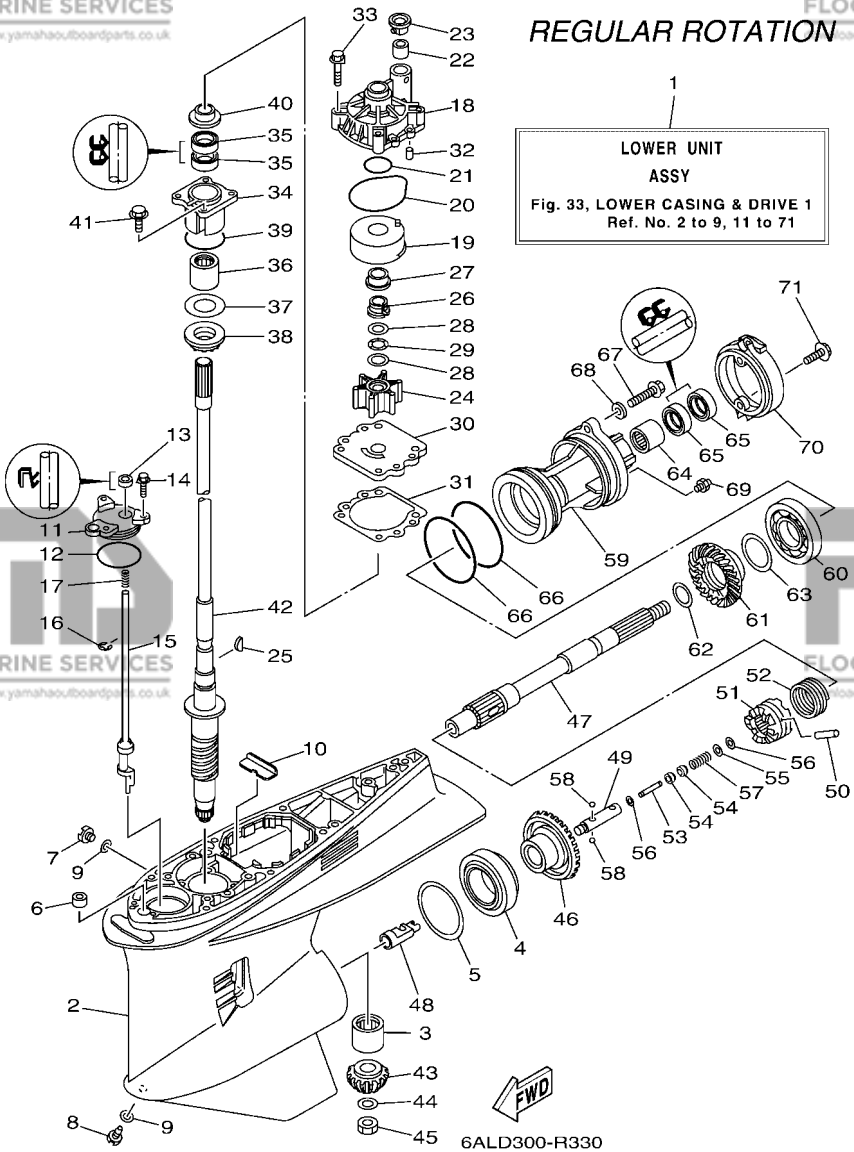


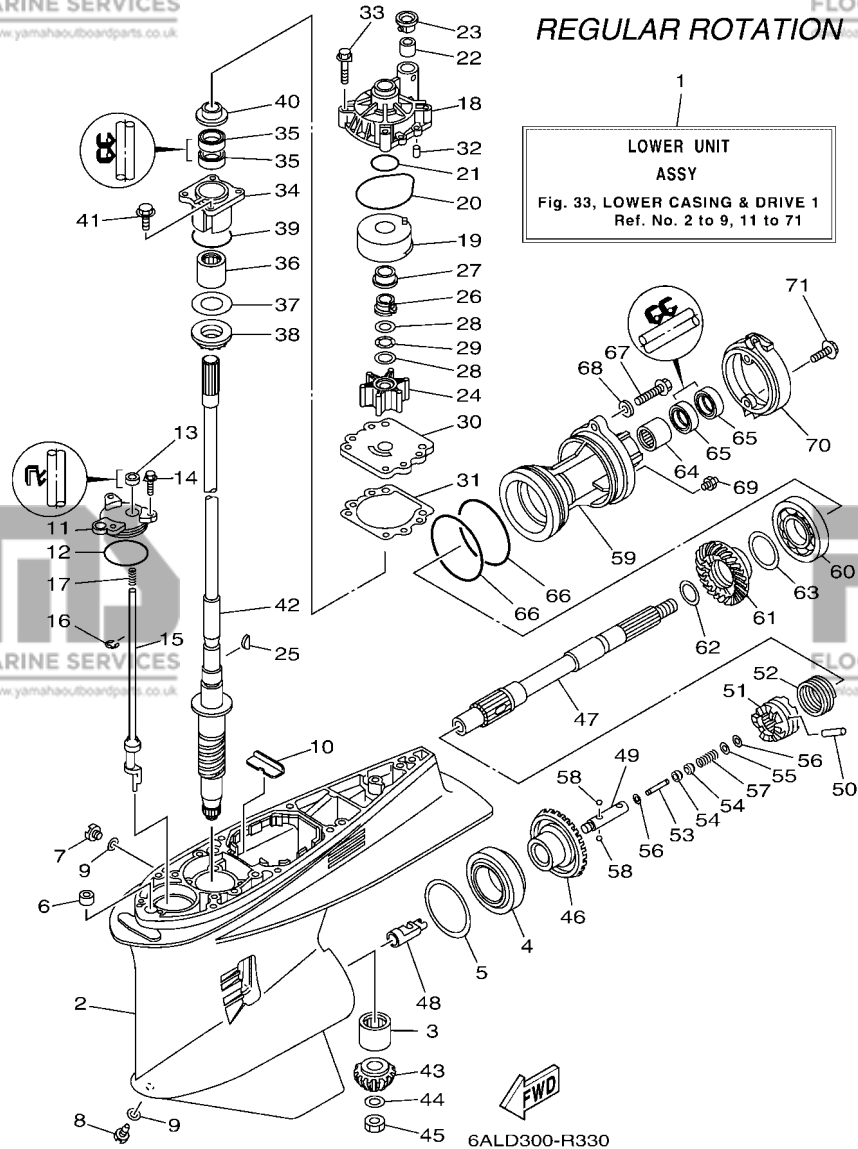
FIG. 33 LOWER CASING & DRIVE 1

BOITIER D'HELICE TRANSMISSION1

REF. NO.	PART NO. N° PIECES	DESCRIPTION DESCRIPTION	6ALD	6ASC	6AMD	6ATC	REMARKS REMARQUES
22	6E5-44365-00	DAMPER, WATER SEAL 1 JOINT, TUBE D'EAU 1	1	1			
23	6E5-44312-00	COVER, WATER PUMP HOUSING COUVERCLE	1	1			
24	6E5-44352-01	IMPELLER TURBINE	1	1			
25	90280-04M05	KEY, WOODRUFF CLAVETTE, DEMI-LUNE	1	1			
26	61A-45538-00	SPACER 1 ENTRETOISE	1	1			
27	61A-45527-00	COLLAR, DRIVE SHAFT ENTRETOISE	1	1			
28	90201-22M01	WASHER, PLATE RONDELLE, PLATE	2	2			
29	90206-22M19	WASHER, WAVE RONDELLE, ONDULEE	1	1			
30	6G5-44323-01	OUTER PLATE, CARTRIDGE PLAQUE EXTERIEURE	1	1			
31	6E5-44315-A0	GASKET, WATER PUMP JOINT, POMPE A EAU	1	1			
32	93606-12019	PIN, DOWEL GOUPILLE	2	2			
33	90119-08M14	BOLT, WITH WASHER BOULON, AVEC RONDELLE	4	4			
34	61A-45331-00-9S	HOUSING, BEARING FLASQUE, ROULEMENT	1	1			
35	93101-28M16	OIL SEAL JOINT SPY	2	2			
36	93317-330U2	BEARING ROULEMENT	1	1			
37	61A-45587-00	SHIM (T:0.10MM) CALE (T:0.10MM)	1	1			UR
	61A-45587-10	SHIM (T:0.12MM) CALE (T:0.12MM)	1	1			UR
	61A-45587-20	SHIM (T:0.15MM) CALE (T:0.15MM)	1	1			UR
	61A-45587-30	SHIM (T:0.18MM) CALE (T:0.18MM)	1	1			UR
	61A-45587-40	SHIM (T:0.30MM) CALE (T:0.30MM)	1	1			UR
	61A-45587-50	SHIM (T:0.40MM) CALE (T:0.40MM)	1	1			UR
	61A-45587-60	SHIM (T:0.50MM) CALE (T:0.50MM)	1	1			UR
38	93341-93020	BEARING CERVEAUX DE DIRECTION	1	1			
39	93210-55M14	O-RING JOINT TORIQUE	1	1			
40	6E5-45344-00	COVER, OIL SEAL FLASQE, JOINT D'HUILE	1	1			
41	97595-08525	BOLT, WITH WASHER VIS HEXAGONAL AVEC RONDELLE	4	4			
42	69J-45501-00	DRIVE SHAFT COMP. ARBRE MOTEUR COMP.	1	1			X(25.3") X(25.3")

FIG. 33 LOWER CASING & DRIVE 1

BOITIER D'HELICE TRANSMISSION1



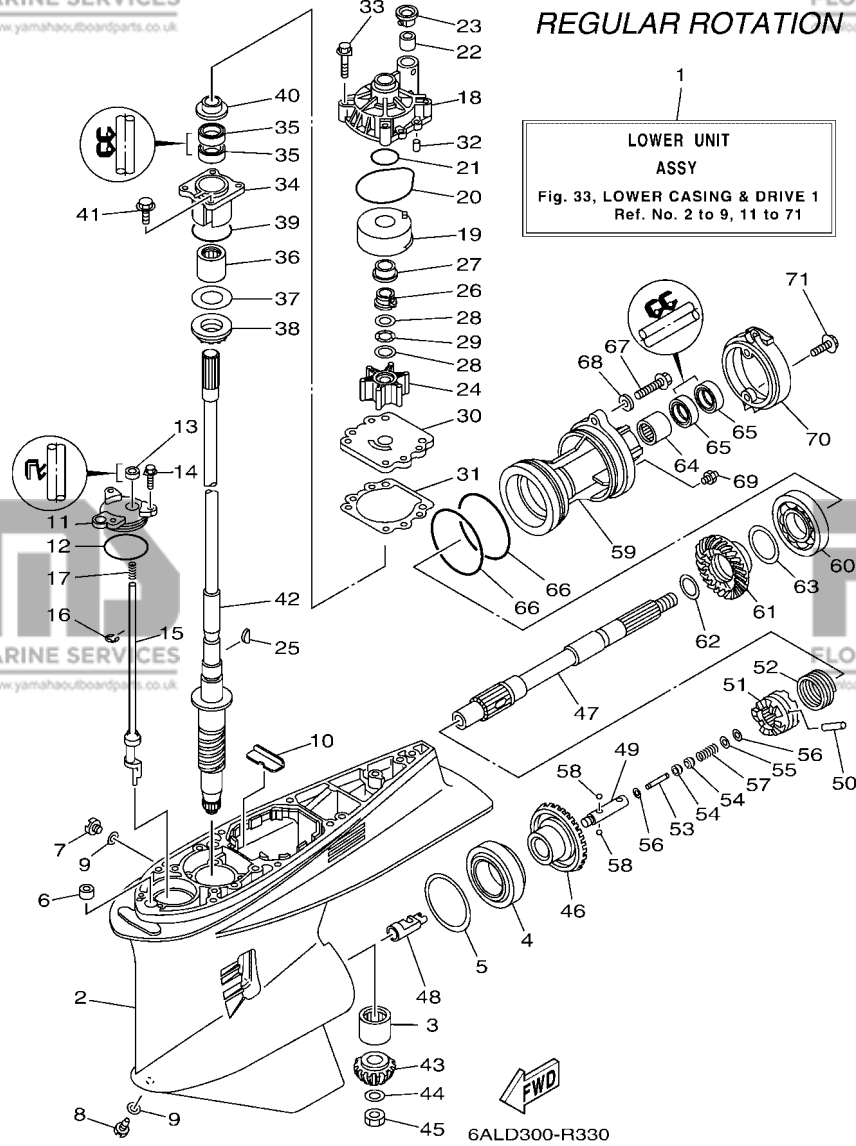
REGULAR ROTATION

LOWER UNIT ASSY
Fig. 33, LOWER CASING & DRIVE 1
Ref. No. 2 to 9, 11 to 71

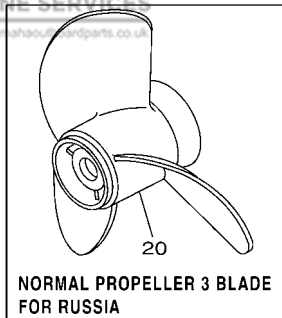
REF. NO.	PART NO. N° PIECES	DESCRIPTION DESCRIPTION	6ALD	6ASC	6AMD	6ATC	REMARKS REMARQUES
43	6P2-45551-02	PINION (15T) PIGNON D'ATTAQUE (15D)	1	1			
44	90201-16M00	WASHER, PLATE RONDELLE, PLATE	1	1			
45	90170-16M19	NUT ECROU	1	1			
46	6P2-45560-01	GEAR 1 (30T) PIGNON 1 (30T)	1	1			
47	69J-45611-00	SHAFT, PROPELLER ARBRE, HELICE	1	1			
48	61A-45641-02	SHIFTER EMBAYAGE	1	1			
49	61A-45634-01	SLIDE, SHIFT CONTRE-POUSSOIR	1	1			
50	61A-45632-00	PIN, CROSS GOUPILLE DE CRABOT	1	1			
51	69J-45631-00	CLUTCH, DOG CRABOT	1	1			
52	61A-45633-00	RING, CROSS PIN JONC, GOUPILLE CRABOT	1	1			
53	6H1-45668-00	SHAFT, FREE 1 AXE 1	1	1			
54	61A-45635-00	PLUNGER, SHIFT POUSSOIR D'EMBAYAGE	2	2			
55	90201-02M00	WASHER, PLATE RONDELLE, PLATE	1	1			
56	90183-02M03	NUT, SPRING ECROU, RESSORT	2	2			
57	90501-10M77	SPRING, COMPRESSION RESSORT, COMPRESSION	1	1			
58	93501-04011	BALL BILLE	2	2			
59	69J-45332-00	HOUSING, BEARING FLASQUE, ROULEMENT	1	1			
60	93306-210U0	BEARING ROULEMENT	1	1			
61	6P2-45571-00	GEAR 2 (30T) PIGNON 2 (30T)	1	1			
62	90201-31M00	WASHER, PLATE RONDELLE, PLATE	1	1			
63	61A-45577-00	SHIM (T:0.10MM) CALE (T:0.10MM)	1	1			UR
	61A-45577-10	SHIM (T:0.12MM) CALE (T:0.12MM)	1	1			UR
	61A-45577-20	SHIM (T:0.15MM) CALE (T:0.15MM)	1	1			UR
	61A-45577-30	SHIM (T:0.18MM) CALE (T:0.18MM)	1	1			UR
	61A-45577-40	SHIM (T:0.30MM) CALE (T:0.30MM)	1	1			UR
	61A-45577-50	SHIM (T:0.40MM) CALE (T:0.40MM)	1	1			UR
	61A-45577-60	SHIM (T:0.50MM) CALE (T:0.50MM)	1	1			UR

FIG. 33 LOWER CASING & DRIVE 1

BOITIER D'HELICE TRANSMISSION1



REF. NO.	PART NO. N° PIECES	DESCRIPTION DESCRIPTION	6ALD	6ASC	6AMD	6ATC	REMARKS REMARQUES
64	93315-43061	BEARING ROULEMENT	1	1			
65	93101-30M17	OIL SEAL JOINT SPY	2	2			
66	93211-04384	O-RING JOINT TORIQUE	2	2			
67	90105-08049	BOLT, FLANGE BOULON	2	2			
68	90201-08023	WASHER, PLATE RONDELLE, PLATE	2	2			
69	93700-09M00	NIPPLE, GREASE PION	1	1			
70	69J-45361-00-8D	CAP, LOWER CASING COUVERCLE, BOITIER D'HELICE	1	1			
71	97595-08520	BOLT, WITH WASHER VIS HEXAGONAL AVC RONDELLE	2	2			



REGULAR ROTATION

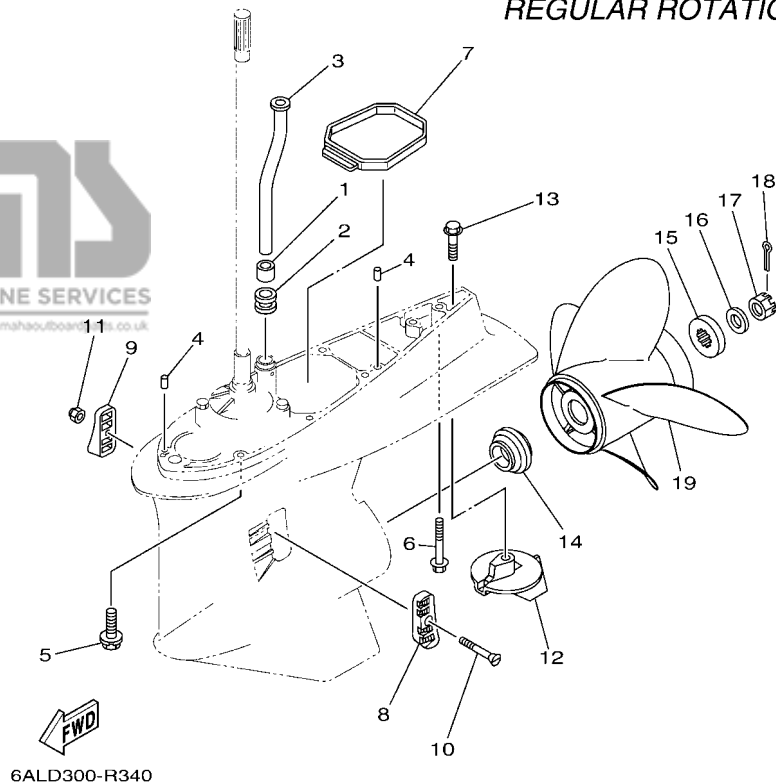


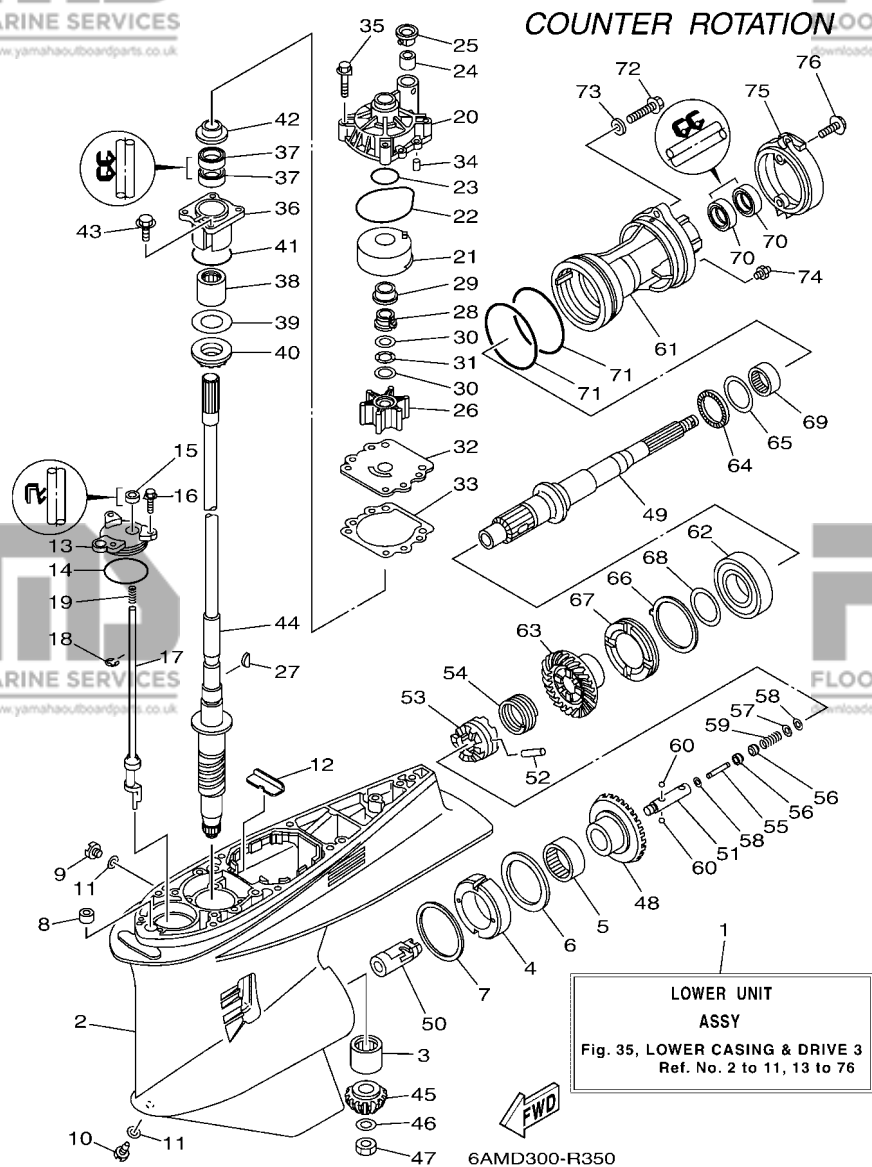
FIG. 34 LOWER CASING & DRIVE 2

BOITIER D'HELICE TRANSMISSION2

REF. NO.	PART NO. N° PIECES	DESCRIPTION DESCRIPTION	6ALD	6ASC	6AMD	6ATC	REMARKS REMARQUES
1	6E5-44365-00	DAMPER, WATER SEAL 1 JOINT, TUBE D'EAU 1	1	1			
2	6E5-44366-00	DAMPER, WATER SEAL 2 JOINT, TUBE D'EAU 2	1	1			
3	6S1-44361-02	TUBE, WATER 1 TUBE D'EAU 1	1	1			X(25.3") X(25.3")
4	93608-12M05	PIN, DOWEL AXE	2	2			
5	97595-10645	BOLT, WITH WASHER VIS HEXAGONAL AVC RONDELLE	7	7			X(25.3") X(25.3")
6	90119-10MA2	BOLT, WITH WASHER BOULON, AVEC RONDELLE	1	1			X(25.3") X(25.3")
7	69J-45375-00	DAMPER, SEAL BOURRELET, CAOUTCHOUC	1	1			
8	61A-45214-11	COVER, WATER INLET 1 GRILLE, ENTREE D'EAU 1	1	1			
9	61A-45215-11	COVER, WATER INLET 2 GRILLE, ENTREE D'EAU 2	1	1			
10	90152-05003	SCREW, COUNTERSUNK VIS, TETE NOYEE	1	1			
11	90185-05002	NUT, NYLON ECROU, AUTO-BLOQUANT	1	1			
12	61A-45371-00	TAB-TRIM ANODE DERIVE	1	1			
13	90105-10M00	BOLT, FLANGE BOULON	1	1			
14	69J-45987-00	SPACER 1 ENTRETOISE 1	1	1			
15	688-45997-01	SPACER 2 ENTRETOISE 2	1	1			
16	92990-18200	WASHER RONDELLE, PLATE	1	1			
17	90171-18M04	NUT, CASTLE ECROU, CRENELE	1	1			
18	91490-40030	PIN, COTTER GOUPILLE	1	1			
19	6BR-45B70-00	PROPELLER (4X15"X21"-T) HELICE (4X15"X21"-T)	1	1			AP NORMAL 4 BLADE AP NORMAL 4 BLADE
	6BR-45B72-00	PROPELLER (4X15"X22"-T) HELICE (4X15"X22"-T)	1	1			AP NORMAL 4 BLADE AP NORMAL 4 BLADE
	6BR-45B74-00	PROPELLER (4X15"X23"-T) HELICE (4X15"X23"-T)	1	1			AP NORMAL 4 BLADE AP NORMAL 4 BLADE
20	61A-45972-00	PROPELLER (3X14-1/2"X21"-T) HELICE (3X14-1/2"X21"-T)	1				AP NORMAL 3 BLADE FOR RUS AP NORMAL 3 BLADE FOR RUS

FIG. 35 LOWER CASING & DRIVE 3

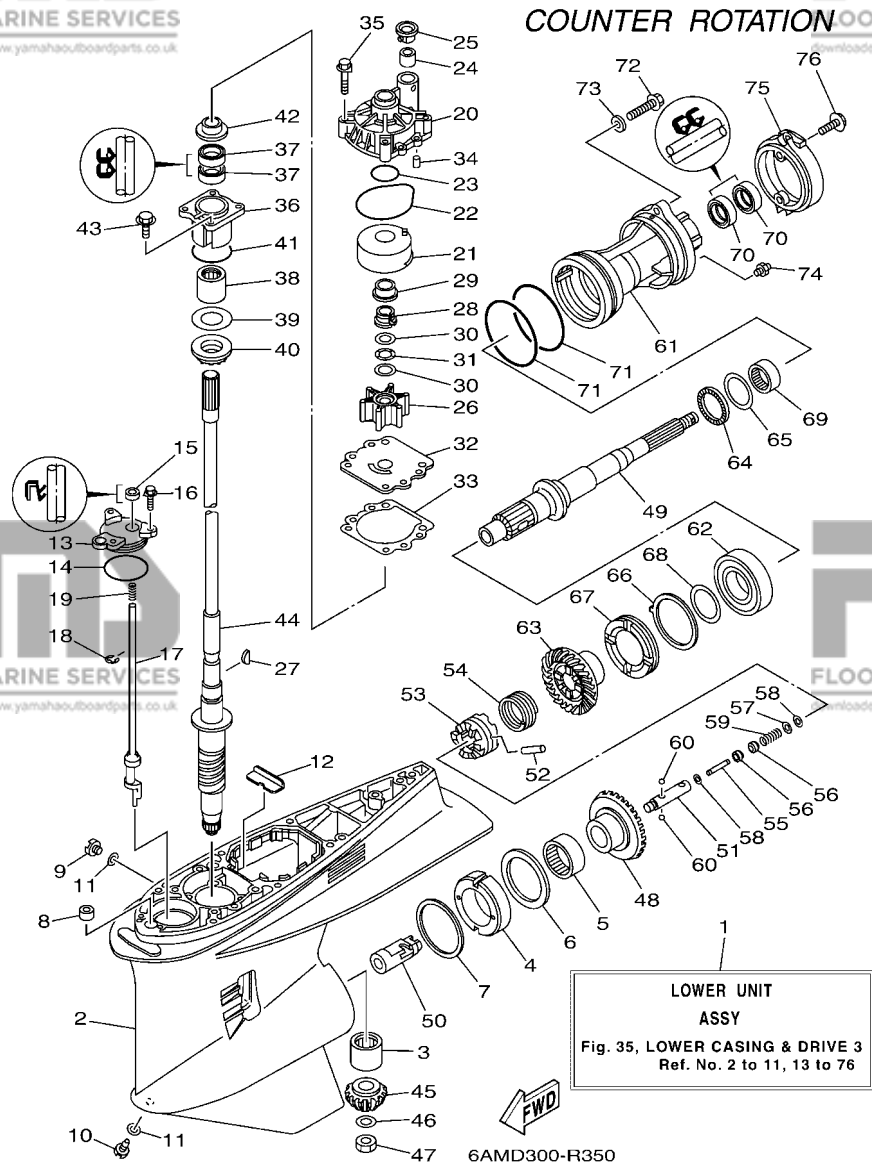
BOITIER D'HELICE TRANSMISSION3



REF. NO.	PART NO. N° PIECES	DESCRIPTION DESCRIPTION	6ALD	6ASC	6AMD	6ATC	REMARKS REMARQUES
1	69K-45300-23-8D	LOWER UNIT ASSY UNITE INFERIEURE (ENS.)			1	1	X(25.3"),LH X(25.3"),LH
2	61A-45301-10-8D	CASING, LOWER BEQUILLE			1	1	
3	93311-83280	BEARING ROULEMENT			1	1	
4	61B-45538-01	SPACER 1 ENTRETOISE			1	1	
5	93315-660W3	BEARING ROULEMENT			1	1	
6	93341-670V0	BEARING CERVEAUX DE DIRECTION			1	1	
7	61A-45567-00	SHIM (T:0.10MM) CALE (T:0.10MM)			1	1	UR
	61A-45567-10	SHIM (T:0.12MM) CALE (T:0.12MM)			1	1	UR
	61A-45567-20	SHIM (T:0.15MM) CALE (T:0.15MM)			1	1	UR
	61A-45567-30	SHIM (T:0.18MM) CALE (T:0.18MM)			1	1	UR
	61A-45567-40	SHIM (T:0.30MM) CALE (T:0.30MM)			1	1	UR
	61A-45567-50	SHIM (T:0.40MM) CALE (T:0.40MM)			1	1	UR
	61A-45567-60	SHIM (T:0.50MM) CALE (T:0.50MM)			1	1	UR
8	663-44366-00	DAMPER, WATER SEAL 2 JOINT, TUBE D'EAU 2			1	1	
9	90340-08002	PLUG, STRAIGHT SCREW PLOT, FILETE DROIT			1	1	
10	688-45341-10	PLUG, DRAIN BOUCHON DE VIDANGE			1	1	
11	90430-08003	GASKET JOINT			2	2	
12	61A-45376-00	GUIDE, SEAL DAMPER BUTEE, JOINT CAOUTCHOUC			1	1	
13	61A-45321-01	PLATE PLAQUETTE			1	1	
14	93210-64488	O-RING JOINT TORIQUE			1	1	
15	93106-09014	OIL SEAL JOINT SPY			1	1	
16	90119-06M10	BOLT, WITH WASHER BOULON, AVEC RONDELLE			3	3	
17	69K-44150-00	SHIFT CAM ASSY CAME D'INVERSION			1	1	
18	99001-08600	CIRCLIP CIRCLIP			1	1	
19	90501-11M10	SPRING, COMPRESSION RESSORT, COMPRESSION			1	1	
20	61A-44311-01	HOUSING, WATER PUMP CORPS, POMPE A EAU			1	1	
21	61A-44322-02	INSERT, CARTRIDGE CUVETTE			1	1	

FIG. 35 LOWER CASING & DRIVE 3

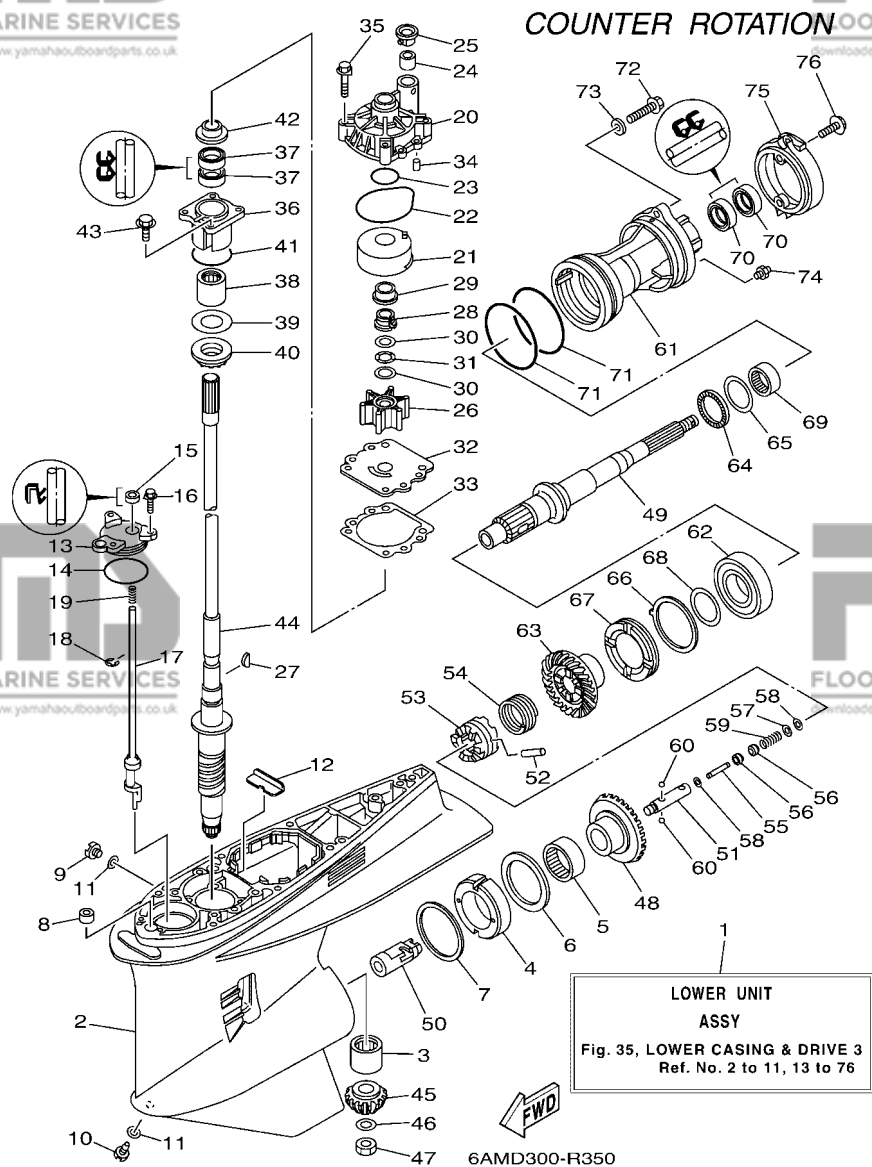
BOITIER D'HELICE TRANSMISSION3



REF. NO.	PART NO. N° PIECES	DESCRIPTION DESCRIPTION	6ALD	6ASC	6AMD	6ATC	REMARKS REMARQUES
22	93210-86M38	O-RING JOINT TORIQUE			1	1	
23	93210-37160	O-RING JOINT TORIQUE			1	1	
24	6E5-44365-00	DAMPER, WATER SEAL 1			1	1	
25	6E5-44312-00	JOINT, TUBE D'EAU 1			1	1	
26	6E5-44352-01	COVER, WATER PUMP HOUSING COUVERCLE			1	1	
27	90280-04M05	IMPELLER TURBINE			1	1	
28	90280-04M05	KEY, WOODRUFF CLAVETTE, DEMI-LUNE			1	1	
29	61A-45538-00	SPACER 1 ENTRETOISE			1	1	
30	61A-45527-00	COLLAR, DRIVE SHAFT ENTRETOISE			1	1	
31	90201-22M01	WASHER, PLATE RONDELLE, PLATE			2	2	
32	90206-22M19	WASHER, WAVE RONDELLE, ONDULEE			1	1	
33	6G5-44323-01	OUTER PLATE, CARTRIDGE PLAQUE EXTERIEURE			1	1	
34	6E5-44315-A0	GASKET, WATER PUMP JOINT, POMPE A EAU			1	1	
35	93606-12019	PIN, DOWEL GOUPILLE			2	2	
36	90119-08M14	BOLT, WITH WASHER BOULON, AVEC RONDELLE			4	4	
37	61A-45331-00-9S	HOUSING, BEARING FLASQUE, ROULEMENT			1	1	
38	93101-28M16	OIL SEAL JOINT SPY			2	2	
39	93317-330U2	BEARING ROULEMENT			1	1	
40	61A-45587-00	SHIM (T:0.10MM) CALE (T:0.10MM)			1	1	UR
41	61A-45587-10	SHIM (T:0.12MM) CALE (T:0.12MM)			1	1	UR
42	61A-45587-20	SHIM (T:0.15MM) CALE (T:0.15MM)			1	1	UR
43	61A-45587-30	SHIM (T:0.18MM) CALE (T:0.18MM)			1	1	UR
44	61A-45587-40	SHIM (T:0.30MM) CALE (T:0.30MM)			1	1	UR
45	61A-45587-50	SHIM (T:0.40MM) CALE (T:0.40MM)			1	1	UR
46	61A-45587-60	SHIM (T:0.50MM) CALE (T:0.50MM)			1	1	UR
47	93341-93020	BEARING CERVEAUX DE DIRECTION			1	1	
48	93210-55M14	O-RING JOINT TORIQUE			1	1	
49	6E5-45344-00	COVER, OIL SEAL FLASQUE, JOINT D'HUILE			1	1	

FIG. 35 LOWER CASING & DRIVE 3

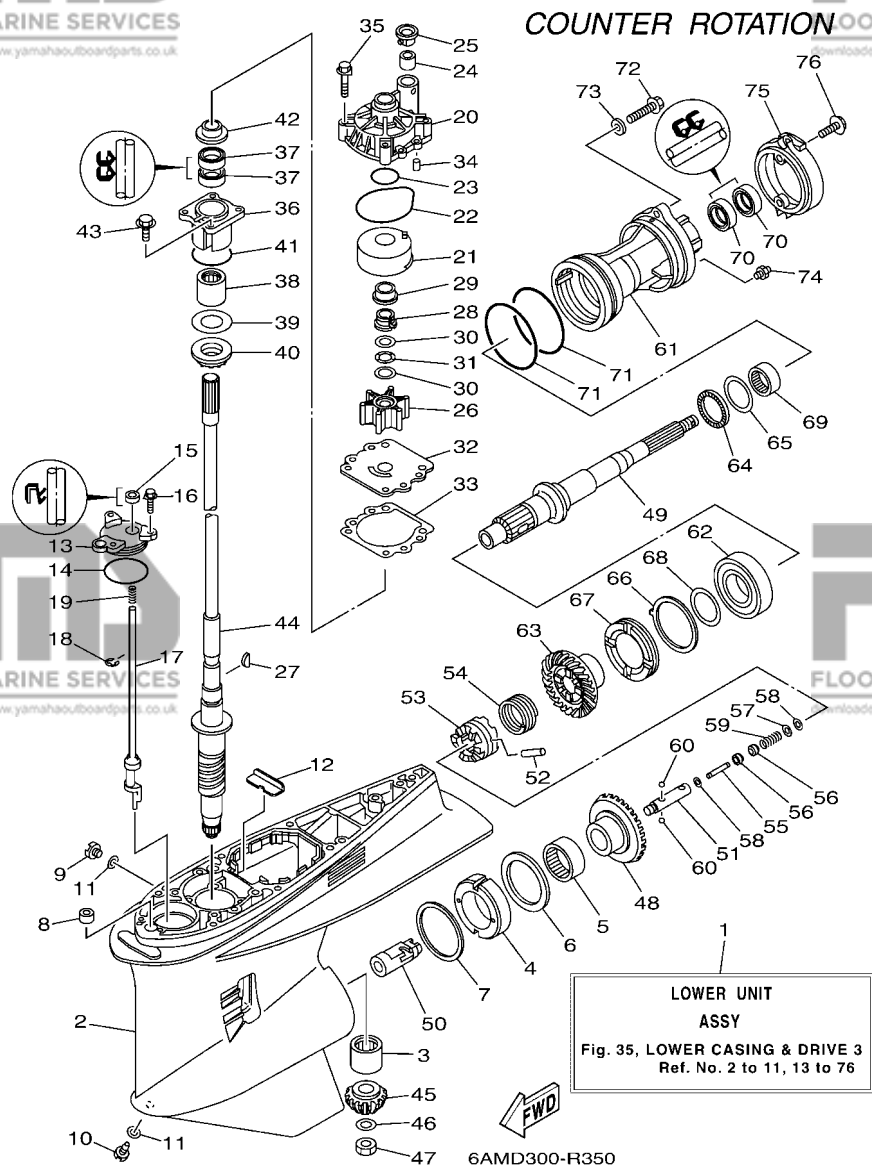
BOITIER D'HELICE TRANSMISSION3



REF. NO.	PART NO. N° PIECES	DESCRIPTION DESCRIPTION	6ALD	6ASC	6AMD	6ATC	REMARKS REMARQUES
43	97595-08525	BOLT, WITH WASHER VIS HEXAGONAL AVC RONDELLE			4	4	
44	69J-45501-00	DRIVE SHAFT COMP. ARBRE MOTEUR COMP.			1	1	X(25.3") X(25.3")
45	6P2-45551-02	PINION (15T) PIGNON D'ATTAQUE (15D)			1	1	
46	90201-16M00	WASHER, PLATE RONDELLE, PLATE			1	1	
47	90170-16M19	NUT ECROU			1	1	
48	6P3-45560-00	GEAR 1 (30T) PIGNON 1 (30T)			1	1	
49	69K-45611-00	SHAFT, PROPELLER ARBRE, HELICE			1	1	
50	61B-45641-01	SHIFTER EMBAYAGE			1	1	
51	61A-45634-01	SLIDE, SHIFT CONTRE-POUSSOIR			1	1	
52	61A-45632-00	PIN, CROSS GOUPILLE DE CRABOT			1	1	
53	69J-45631-00	CLUTCH, DOG CRABOT			1	1	
54	61A-45633-00	RING, CROSS PIN JONC, GOUPILLE CRABOT			1	1	
55	6H1-45668-00	SHAFT, FREE 1 AXE 1			1	1	
56	61A-45635-00	PLUNGER, SHIFT POUSSOIR D'EMBAYAGE			2	2	
57	90201-02M00	WASHER, PLATE RONDELLE, PLATE			1	1	
58	90183-02M03	NUT, SPRING ECROU, RESSORT			2	2	
59	90501-10M77	SPRING, COMPRESSION RESSORT, COMPRESSION			1	1	
60	93501-04011	BALL BILLE			2	2	
61	69K-45332-00	HOUSING, BEARING FLASQUE, ROULEMENT			1	1	
62	93332-00048	BEARING ROULEMENT			1	1	
63	6P3-45571-01	GEAR 2 (30T) PIGNON 2 (30T)			1	1	
64	93341-440U5	BEARING CERVEAUX DE DIRECTION			1	1	
65	6K1-45578-01	SHIM (T:0.10MM) CALE (T:0.10MM)			1	1	UR UR
	6K1-45578-10	SHIM (T:0.12MM) CALE (T:0.12MM)			1	1	UR UR
	6K1-45578-20	SHIM (T:0.15MM) CALE (T:0.15MM)			1	1	UR UR
	6K1-45578-30	SHIM (T:0.18MM) CALE (T:0.18MM)			1	1	UR UR
	6K1-45578-40	SHIM (T:0.30MM) CALE (T:0.30MM)			1	1	UR UR

FIG. 35 LOWER CASING & DRIVE 3

BOITIER D'HELICE TRANSMISSION3



REF. NO.	PART NO. N° PIECES	DESCRIPTION DESCRIPTION	6ALD	6ASC	6AMD	6ATC	REMARKS REMARQUES
65	6K1-45578-50	SHIM (T:0.40MM) CALE (T:0.40MM)			1	1	UR
	6K1-45578-60	SHIM (T:0.50MM) CALE (T:0.50MM)			1	1	UR
66	61B-45383-00	WASHER, CLAW FREIN D'ECROU			1	1	
67	69K-45384-00	NUT ECROU			1	1	
68	69K-45577-00	SHIM (T:0.10MM) CALE (T:0.10MM)			1	1	UR
	69K-45577-10	SHIM (T:0.12MM) CALE (T:0.12MM)			1	1	UR
	69K-45577-20	SHIM (T:0.15MM) CALE (T:0.15MM)			1	1	UR
	69K-45577-30	SHIM (T:0.18MM) CALE (T:0.18MM)			1	1	UR
	69K-45577-40	SHIM (T:0.30MM) CALE (T:0.30MM)			1	1	UR
	69K-45577-50	SHIM (T:0.40MM) CALE (T:0.40MM)			1	1	UR
	69K-45577-60	SHIM (T:0.50MM) CALE (T:0.50MM)			1	1	UR
69	93315-43061	BEARING ROULEMENT			1	1	
70	93101-30M17	OIL SEAL JOINT SPY			2	2	
71	93211-04384	O-RING JOINT TORIQUE			2	2	
72	90105-08049	BOLT, FLANGE BOULON			2	2	
73	90201-08023	WASHER, PLATE RONDELLE, PLATE			2	2	
74	93700-09M00	NIPPLE, GREASE PION			1	1	
75	69J-45361-00-8D	CAP, LOWER CASING COUVERCLE, BOITIER D'HELICE			1	1	
76	97595-08520	BOLT, WITH WASHER VIS HEXAGONAL AVC RONDELLE			2	2	

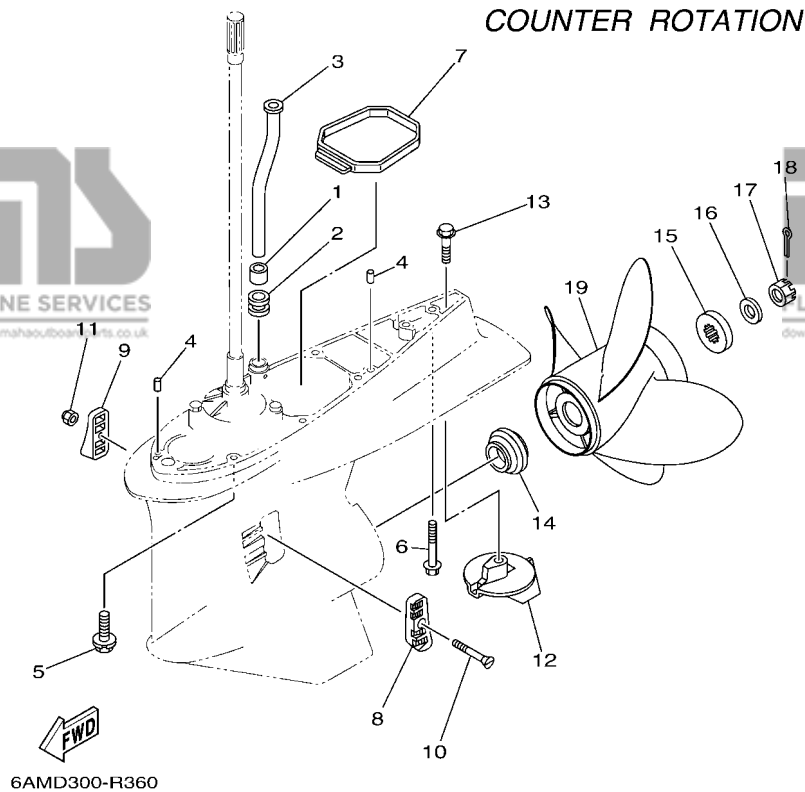
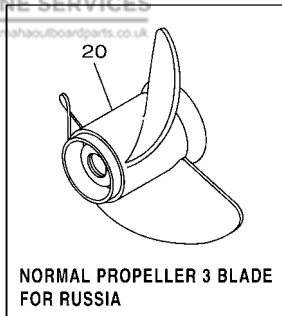


FIG. 36 LOWER CASING & DRIVE 4

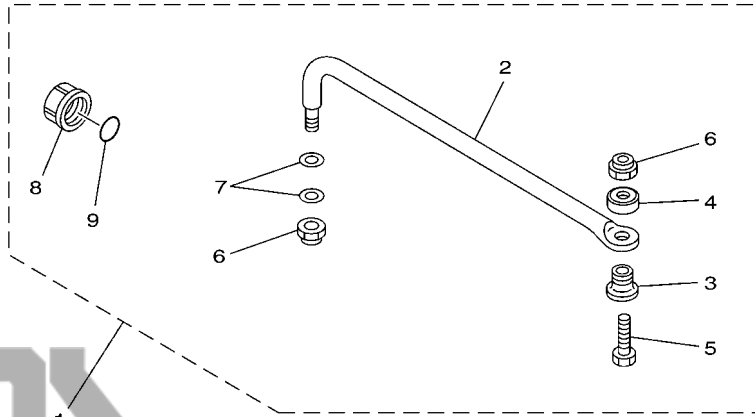
BOITIER D'HELICE TRANSMISSION4

REF. NO.	PART NO. N° PIECES	DESCRIPTION DESCRIPTION	6ALD	6ASC	6AMD	6ATC	REMARKS REMARQUES
1	6E5-44365-00	DAMPER, WATER SEAL 1 JOINT, TUBE D'EAU 1			1	1	
2	6E5-44366-00	DAMPER, WATER SEAL 2 JOINT, TUBE D'EAU 2			1	1	
3	6S1-44361-02	TUBE, WATER 1 TUBE D'EAU 1			1	1	X(25.3") X(25.3")
4	93608-12M05	PIN, DOWEL AXE			2	2	
5	97595-10645	BOLT, WITH WASHER VIS HEXAGONAL AVC RONDELLE			7	7	X(25.3") X(25.3")
6	90119-10MA2	BOLT, WITH WASHER BOULON, AVEC RONDELLE			1	1	X(25.3") X(25.3")
7	69J-45375-00	DAMPER, SEAL BOURRELET, CAOUTCHOUC			1	1	
8	61A-45214-11	COVER, WATER INLET 1 GRILLE, ENTREE D'EAU 1			1	1	
9	61A-45215-11	COVER, WATER INLET 2 GRILLE, ENTREE D'EAU 2			1	1	
10	90152-05003	SCREW, COUNTERSUNK VIS, TETE NOYEE			1	1	
11	90185-05002	NUT, NYLON ECROU, AUTO-BLOQUANT			1	1	
12	61A-45371-00	TAB-TRIM ANODE DERIVE			1	1	
13	90105-10M00	BOLT, FLANGE BOULON			1	1	
14	69J-45987-00	SPACER 1 ENTRETOISE 1			1	1	
15	688-45997-01	SPACER 2 ENTRETOISE 2			1	1	
16	92990-18200	WASHER RONDELLE, PLATE			1	1	
17	90171-18M04	NUT, CASTLE ECROU, CRENELE			1	1	
18	91490-40030	PIN, COTTER GOUPILLE			1	1	
19	6BS-45B70-00	PROPELLER (4X15"X21"-TL) HELICE (4X15"X21"-TL)			1	1	AP NORMAL 4 BLADE AP NORMAL 4 BLADE
	6BS-45B72-00	PROPELLER (4X15"X22"-TL) HELICE (4X15"X22"-TL)			1	1	AP NORMAL 4 BLADE AP NORMAL 4 BLADE
	6BS-45B74-00	PROPELLER (4X15"X23"-TL) HELICE (4X15"X23"-TL)			1	1	AP NORMAL 4 BLADE AP NORMAL 4 BLADE
20	61B-45972-00	PROPELLER (3X14-1/2"X21"-TL) HELICE (3X14-1/2"X21"-TL)			1		AP NORMAL 3 BLADE FOR RUS AP NORMAL 3 BLADE FOR RUS

FIG. 37 STEERING GUIDE ATTACHMENT 1

DIRECTION GUIDE ACCESSOIRE 1

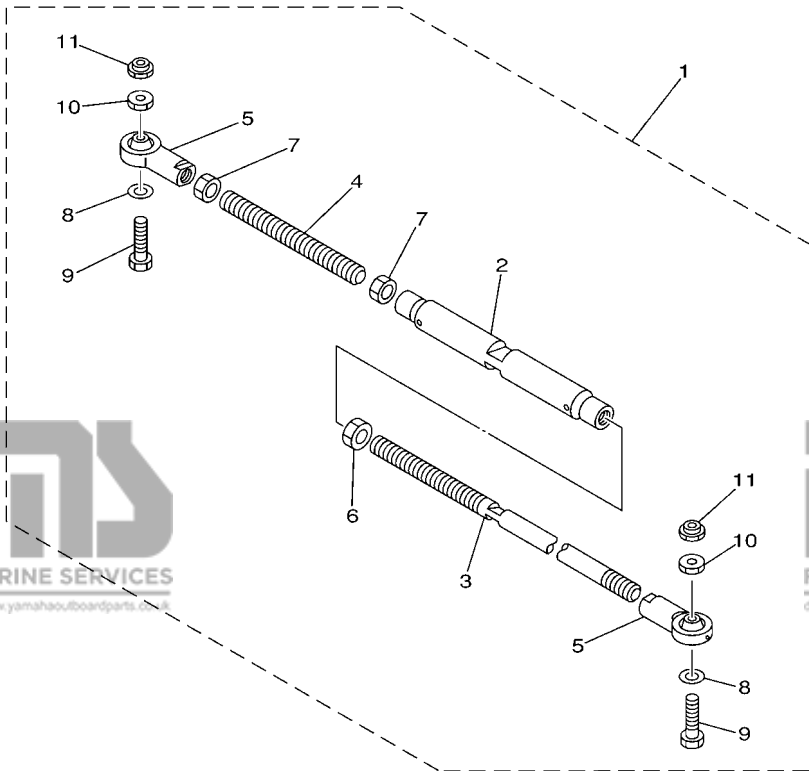
REF. NO.	PART NO. N° PIECES	DESCRIPTION DESCRIPTION	6ALD	6ASC	6AMD	6ATC	REMARKS REMARQUES
1	6E5-61350-02	STEERING GUIDE ATTACHMENT KIT FIXATIONS DE DIRECTION	1	1			AP AP
2	6E5-61351-01	.ROD, STEERING LINK .RENOI DE DIRECTION	1	1			
3	90387-10M61	.COLLAR .COLLERETTE	1	1			
4	90560-12M01	.SPACER .ENTRETOISE	1	1			
5	6E5-61355-00	.BOLT .BOULON	1	1			
6	90185-09M01	.NUT, SELF-LOCKING .ECROU, AUTO-BLOQUANT	2	2			
7	90201-10M20	.WASHER, PLATE .RONDELLE, PLATE	2	2			
8	6E5-43145-01	.CAP, CLAMP BRACKET .CAPUCHON, PRESSE	1	1			
9	93210-16275	.O-RING .JOINT TORIQUE	1	1			



67H0100-9290

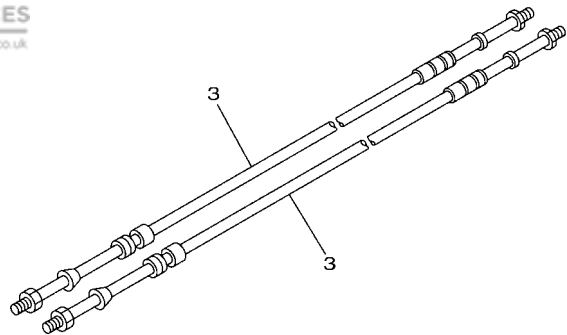
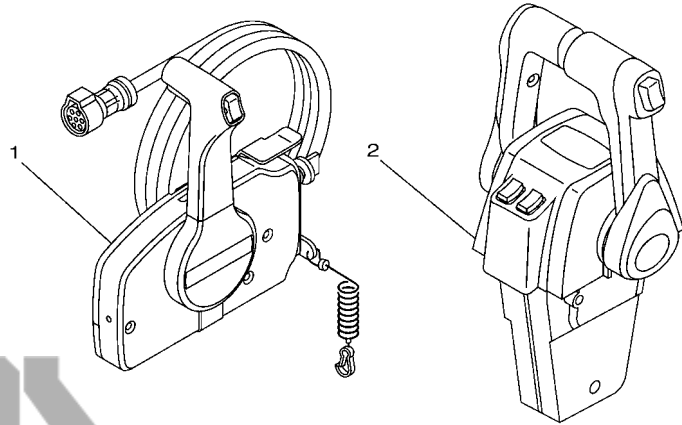
FIG. 38 STEERING GUIDE ATTACHMENT 2

DIRECTION GUIDE ACCESSOIRE 2



REF. NO.	PART NO. N° PIECES	DESCRIPTION DESCRIPTION	6ALD	6ASC	6AMD	6ATC	REMARKS REMARQUES
1	6E5-61301-01	TWIN KIT (L:600-800MM) JUMELE KIT (L:600-800MM)			1	1	AP AP
2	6E5-61313-00	.ADJUSTER .TENDEUR			1	1	
3	6E5-61311-11	.TIE BAR .BARRE D'ACCOUPEMENT			1	1	
4	6E5-61315-00	.TIE BAR .BARRE D'ACCOUPEMENT			1	1	
5	6E5-61303-00	.STEERING AXLE COMP. .AXLE COMP.			2	2	
6	90170-14M06	.NUT .ECROU			1	1	
7	95380-14700	.NUT .ECROU			2	2	
8	90201-10M76	.WASHER, PLATE .RONDELLE, PLATE			2	2	
9	90101-09M70	.BOLT .BOULON			2	2	
10	90170-09M05	.NUT .ECROU			2	2	
11	90185-09M01	.NUT, SELF-LOCKING .ECROU,AUTO-BLOQUANT			2	2	

67H0100-0300

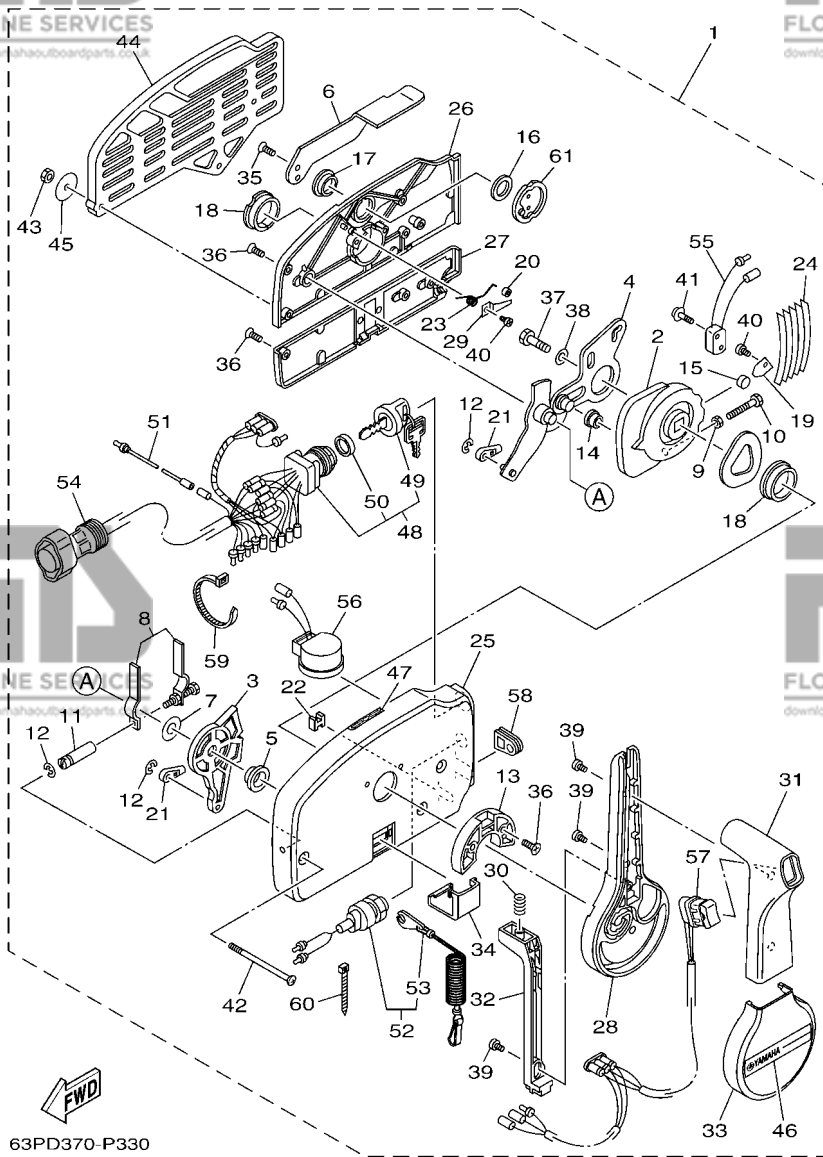


FWD
6DA5370-R390

FIG. 39 REMOTE CONTROL BOX

BOITIER DE COMMANDE A DISTANCE

REF. NO.	PART NO. N° PIECES	DESCRIPTION DESCRIPTION	6ALD	6ASC	6AMD	6ATC	REMARKS REMARQUES
1	703-48207-22	REMOTE CONTROL ASSY (10P, PTT) BOITIER DE COMMANDE A DISTANCE	1				AP FOR RUS WITH PT/T SW. AP FOR RUS WITH PT/T SW.
2	704-48207-R0	REMOTE CONTROL ASSY BOITIER DE COMMANDE A DISTANCE			1		AP FOR RUS WITH PT/T SW. AP FOR RUS WITH PT/T SW.
3	701-48320-50	CABLE, REMOTE CONTROL L=15F CABLE, COMMANDE A DISTANCE:15F	2		2		UR UR
	701-48320-60	CABLE, REMOTE CONTROL L=16F CABLE, COMMANDE A DISTANCE:16F	2		2		UR UR
	701-48320-80	CABLE, REMOTE CONTROL L=17F CABLE, COMMANDE A DISTANCE:17F	2		2		UR UR
	701-48350-00	CABLE, REMOTE CONTROL L=21F CABLE, COMMANDE A DISTANCE:21F	2		2		UR UR
	701-48350-20	CABLE, REMOTE CONTROL L=23F CABLE, COMMANDE A DISTANCE:23F	2		2		UR UR

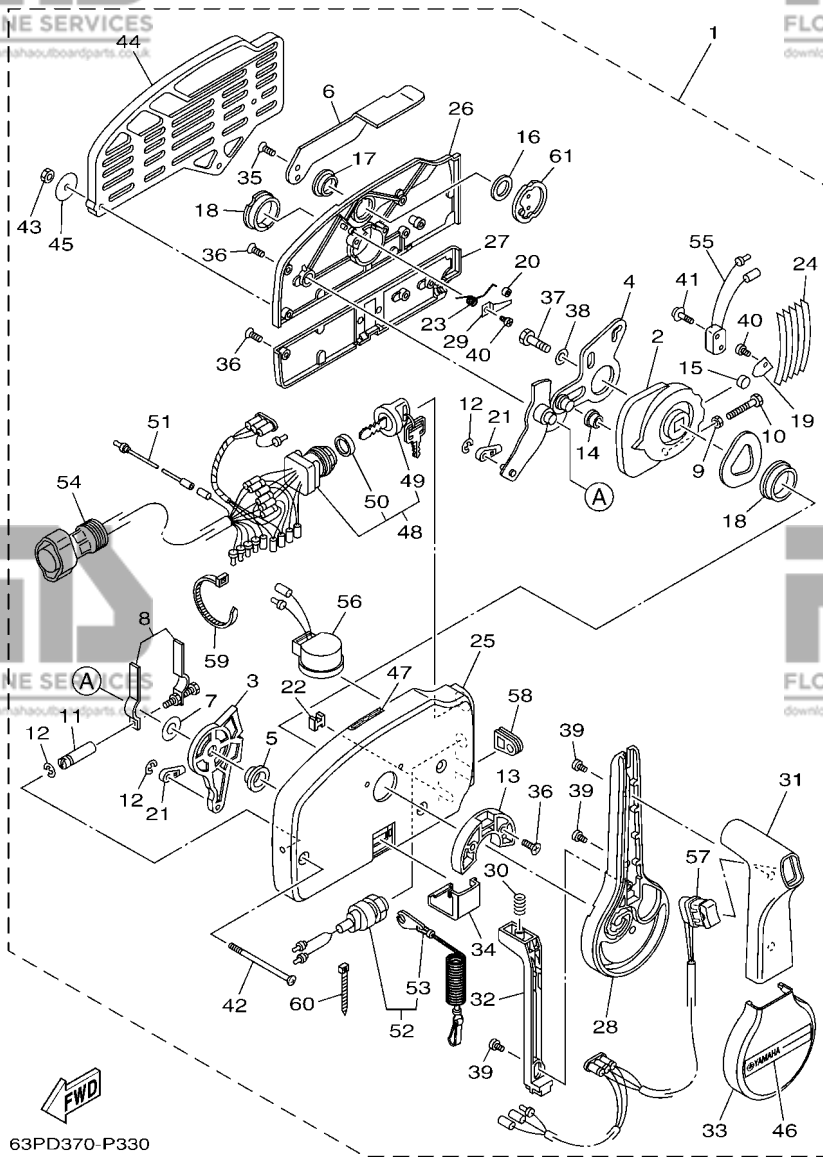


63PD370-P330

FIG. 40 REMOTE CONTROL ASSY 1

BOITIER DE COMMANDE A DISTANCE

REF. NO.	PART NO. N° PIECES	DESCRIPTION DESCRIPTION	6ALD	6ASC	6AMD	6ATC	REMARKS REMARQUES
1	703-48207-22	REMOTE CONTROL ASSY (10P, PTT) BOITIER DE COMMANDE A DISTANCE	1				AP FOR RUS WITH PT/T SW. AP FOR RUS WITH PT/T SW.
2	703-48232-00	.GEAR .PIGNON	1				
3	703-48271-00	.ARM, SHIFT .BRAS	1				
4	703-48261-01	.ARM, THROTTLE .BRAS, ACCELERATION	1				
5	703-48235-00	.BUSHING .COUSSINET	1				
6	703-48152-10	.KNOB, FREE ACCEL. .BOUTON	1				
7	703-48268-00	.SPACER .ENTRETOISE	1				
8	703-48264-00	.FRICTION, THROTTLE .FRICTION, ACCELERATION	1				
9	95380-05600	.NUT .ECROU	1				
10	97380-05025	.BOLT .BOULON, HEXAGONAL	1				
11	703-48265-10	.SHAFT, FRICTION .AXE, COPILOTE	1				
12	93430-06024	.CIRCLIP .CLIPS	3				
13	703-48245-00	.PLATE, LOCK .PLAQUE, VERROU	1				
14	703-48252-00	.ROLLER, CAM .POULIE	1				
15	701-48248-00	.ROLLER, FREE ACCEL. .POULIE	1				
16	703-48198-00	.WASHER, WAVE .RONDELLE, ELASTIQUE ONDULEE	1				
17	703-48243-00	.BUSHING .COUSSINET	1				
18	703-48236-00	.BUSHING 1 .POULIE	2				
19	703-48189-00	.RETAINER .FLASQUE	1				
20	703-48234-00	.ROLLER, DETENT .POULIE	1				
21	703-48345-01	.CABLE END, REMOTE CONTROL 2 .CHAPE CABLE	2				
22	703-48358-00	.ANCHOR, CABLE .COLLIER	1				
23	703-48244-00	.SPRING, FREE ACCEL. .RESSORT	1				
24	703-48238-00	.SPRING, DETENT .RESSORT	5				
25	703-48211-10	.HOUSING, 1 .CORPS	1				
26	703-48212-10	.BACK PLATE 1 .PLAQUETTE 1	1				
27	703-48213-10	.BACK PLATE 2 .PLAQUETTE 2	1				



63PD370-P330

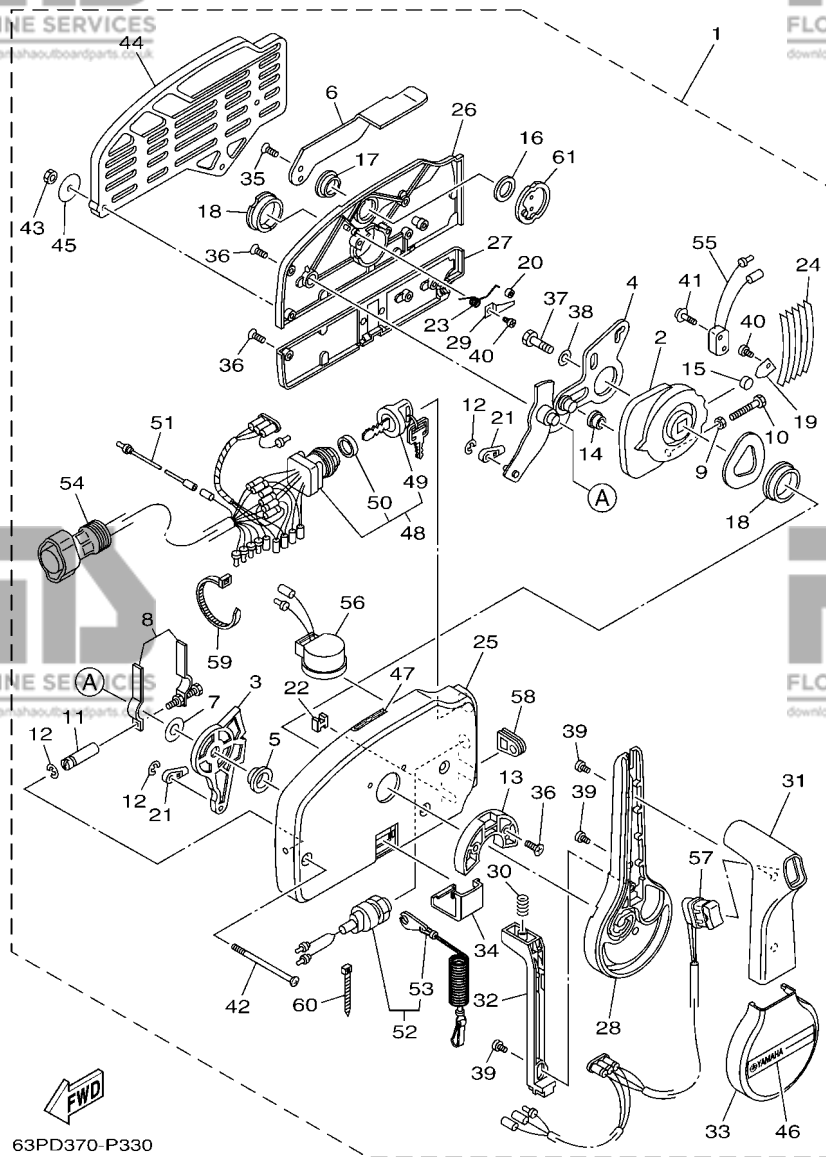
FIG. 40 REMOTE CONTROL ASSY 1

BOITIER DE COMMANDE A DISTANCE

REF. NO.	PART NO. N° PIECES	DESCRIPTION DESCRIPTION	6ALD	6ASC	6AMD	6ATC	REMARKS REMARQUES
28	703-48221-10	.LEVER, CONTROL .LEVIER, COMMANDE	1				
29	703-48246-00	.SPACER .ENTRETOISE	1				
30	703-48227-00	.SPRING, NEUTRAL LOCK .RESSORT	1				
31	703-48222-20	.GRIP, CONTROL LEVER .POIGNEE, COMMANDE LEVIER	1				SINGLE SINGLE
32	703-48223-10	.LOCK, NEUTRAL .VERROU, NEUTRAL	1				
33	703-48225-10	.COVER .COUVERCLE	1				
34	703-48219-10	.COVER, LEAD .COUVERCLE	1				
35	703-48281-00	.SCREW .VIS	2				
36	703-44189-20	.SCREW .VIS	7				
37	97380-08030	.BOLT .BOULON, HEXAGONAL	1				
38	92990-08600	.WASHER, PLATE .RONDELLE, PLATE	1				
39	703-48128-10	.SCREW 2 .VIS 2	3				
40	98580-04006	.SCREW, PAN HEAD .VIS	2				
41	703-48129-00	.SCREW 3 .VIS 3	2				
42	703-44189-30	.SCREW .VIS	3				
43	95380-06600	.NUT, HEXAGON .ECROU	3				
44	703-48293-10	.SPACER, REMOTE CONTROL .ENTRETOISE	1				SINGLE SINGLE
45	701-48287-00	.WASHER .RONDELLE	3				
46	703-48215-10	.GRAPHIC .ADHESIF	1				
47	6X3-44191-00	.INDICATOR, SHIFT .ETIQUETTE, EMBRAYAGE	1				
48	703-82510-44	.MAIN SWITCH ASSY .CONTACTEUR A CLEF COMPLET	1				
49	703-82577-00	.CAP, KEY .CABOCHON	1				
50	6K1-82532-00	.CAP .COUVERCLE	1				
51	703-82531-00	.WIRE, LEAD (L70) .FIL (L70)	1				
52	688-82575-02	.ENGINE STOP SWITCH ASSY .COUPE CIRCUIT CPLT	1				
53	682-82556-00	.LANYARD, STOP SWITCH .CORDON DU COUPE CIRCUIT	1				
54	688-8258A-20	.EXTENSION, WIRE HARNESS (4.9M) .EXTENSION, FAISCEAU DE FILS (4	1				(10P) (10P)

FIG. 40 REMOTE CONTROL ASSY 1

BOITIER DE COMMANDE A DISTANCE



63PD370-P330

REF. NO.	PART NO. N° PIECES	DESCRIPTION DESCRIPTION	6ALD	6ASC	6AMD	6ATC	REMARKS REMARQUES
55	703-82540-00	.NEUTRAL SWITCH ASSY .CONTACTEUR DE POINT-MORT	1				
56	703-83383-11	.BUZZER .RONFLEUR	1				
57	703-82563-21	.TRIM & TILT SWITCH ASSY .INCLINER ET PARER COMMUTATEUR	1				
58	703-48284-10	.GROMMET .PASSE-FIL	1				
59	703-82591-00	.BAND .COLLIER	1				
60	703-82592-00	.BAND .COLLIER	1				
61	703-48153-00	.SHAFT, FREE ACCEL. .AXE	1				

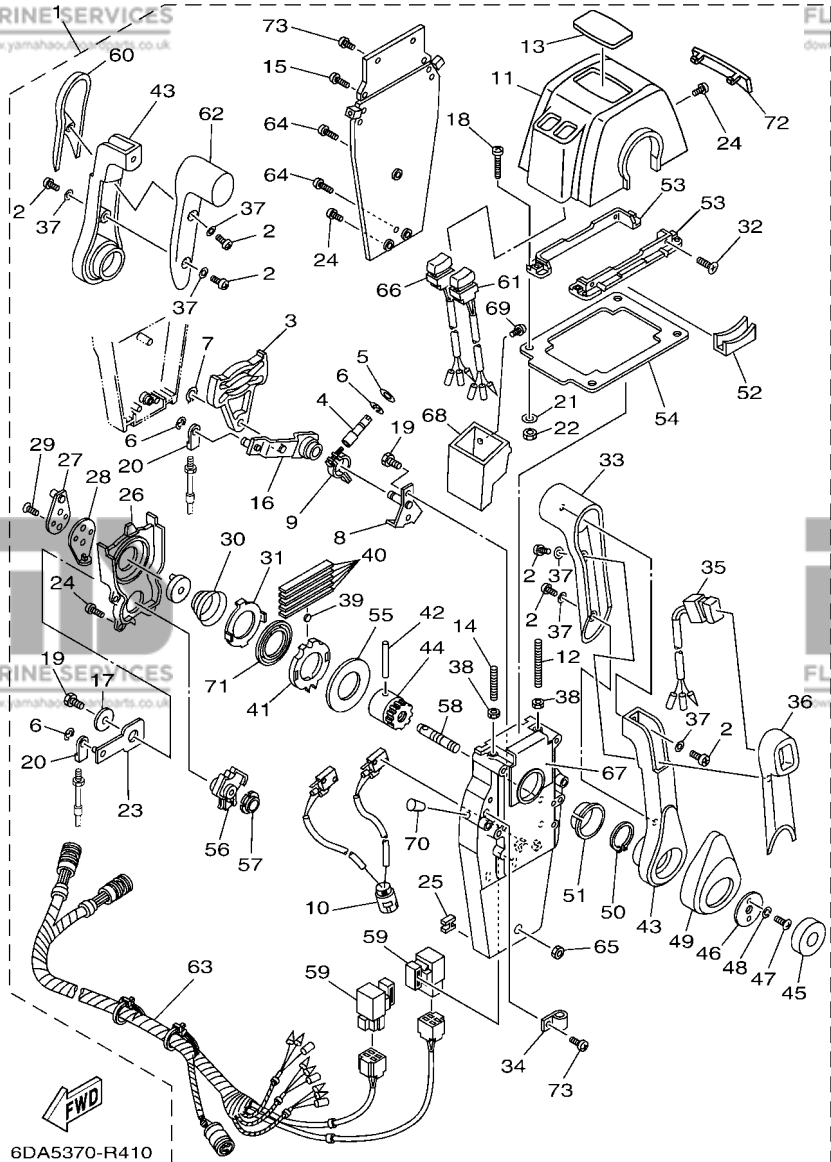
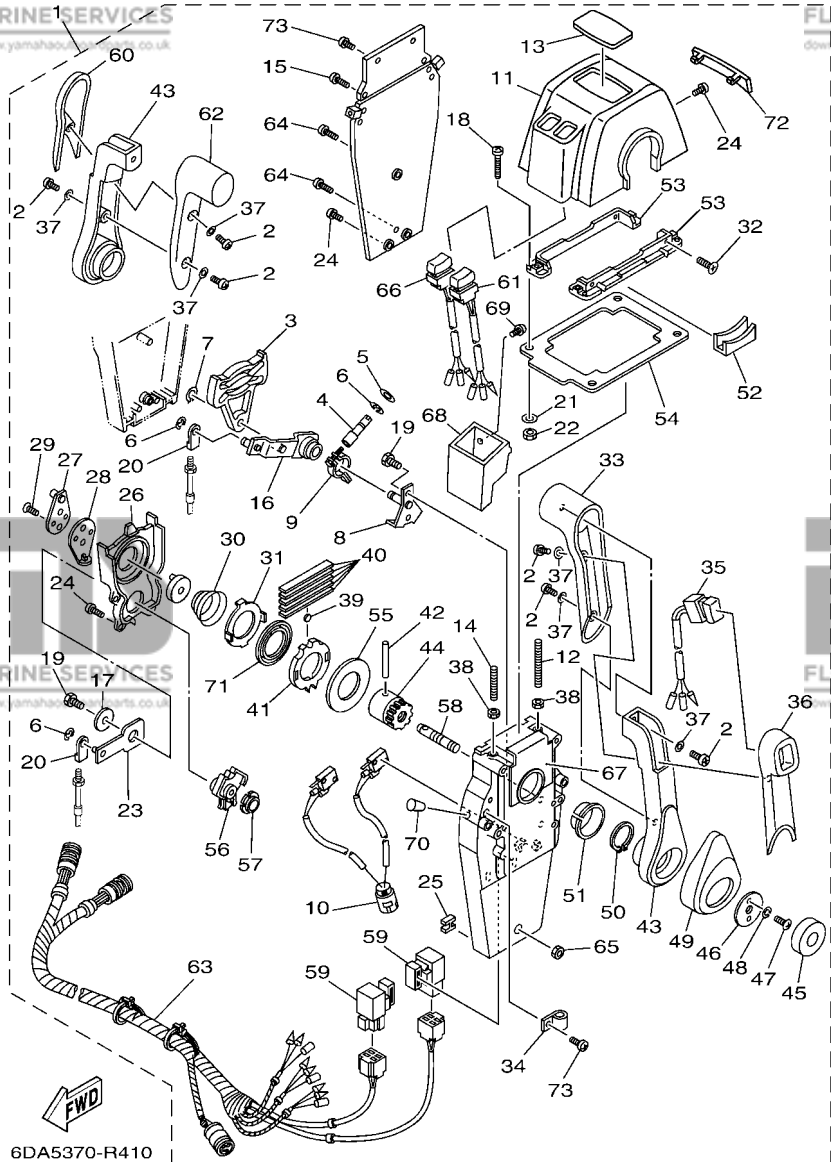


FIG. 41 REMOTE CONTROL ASSY 2

BOITIER DE COMMANDE A DISTANCE

REF. NO.	PART NO. N° PIECES	DESCRIPTION DESCRIPTION	6ALD	6ASC	6AMD	6ATC	REMARKS REMARQUES
1	704-48207-R0	REMOTE CONTROL ASSY BOITIER DE COMMANDE A DISTANCE			1		AP FOR RUS WITH PT/T SW. AP FOR RUS WITH PT/T SW.
2	704-48129-10	.SCREW 3 .VIS 3			6		
3	EL8-48251-00	.PLATE, CAM .PLAQUE, CAME			2		
4	704-48265-00	.SHAFT, FRICTION .AXE, COPILOTE			2		
5	701-48246-00	.SPACER .ENTRETOISE			2		
6	93430-06024	.CIRCLIP .CLIPS			8		
7	EL8-48259-00	.CIRCLIP 1 .CIRCLIP			2		
8	704-48262-00	.SHAFT, THROTTLE .AXE, ACCELERATION			2		
9	704-48264-00	.THROTTLE, FRICTION .FRICTION, ACCELERATION			2		
10	704-82540-30	.NEUTRAL SWITCH ASSY .CONTACTEUR DE POINT-MORT			1		
11	704-48119-60	.COVER .COQUILLE			1		
12	EL8-48281-00	.SCREW .VIS			2		
13	704-48215-70	.GRAPHIC .ADHESIF			1		
14	704-48281-00	.SCREW .VIS			2		
15	97890-05025	.SCREW, PAN HEAD .VIS, CRUCIFORME			4		
16	704-48261-00	.ARM, THROTTLE .BRAS, ACCELERATION			2		
17	EL8-48191-00	.WASHER 1 .RONDELLE			2		
18	704-48283-00	.SCREW .VIS			4		
19	97380-06018	.BOLT .BOULON, HEXAGONAL			6		
20	703-48345-01	.CABLE END, REMOTE CONTROL 2 .CHAPE CABLE			4		
21	704-48287-00	.WASHER .RONDELLE			4		
22	95380-05600	.NUT .ECROU			4		
23	704-48271-00	.ARM, SHIFT .BRAS			2		
24	EL8-48127-00	.SCREW 1 .VIS 1			18		
25	703-48358-00	.ANCHOR, CABLE .COLLIER			2		
26	704-48231-00	.HOUSING, GEAR .CARTER, ENGRENAGE			2		
27	EL8-48241-00	.ARM, DRIVE .BRAS, COMMANDE			2		

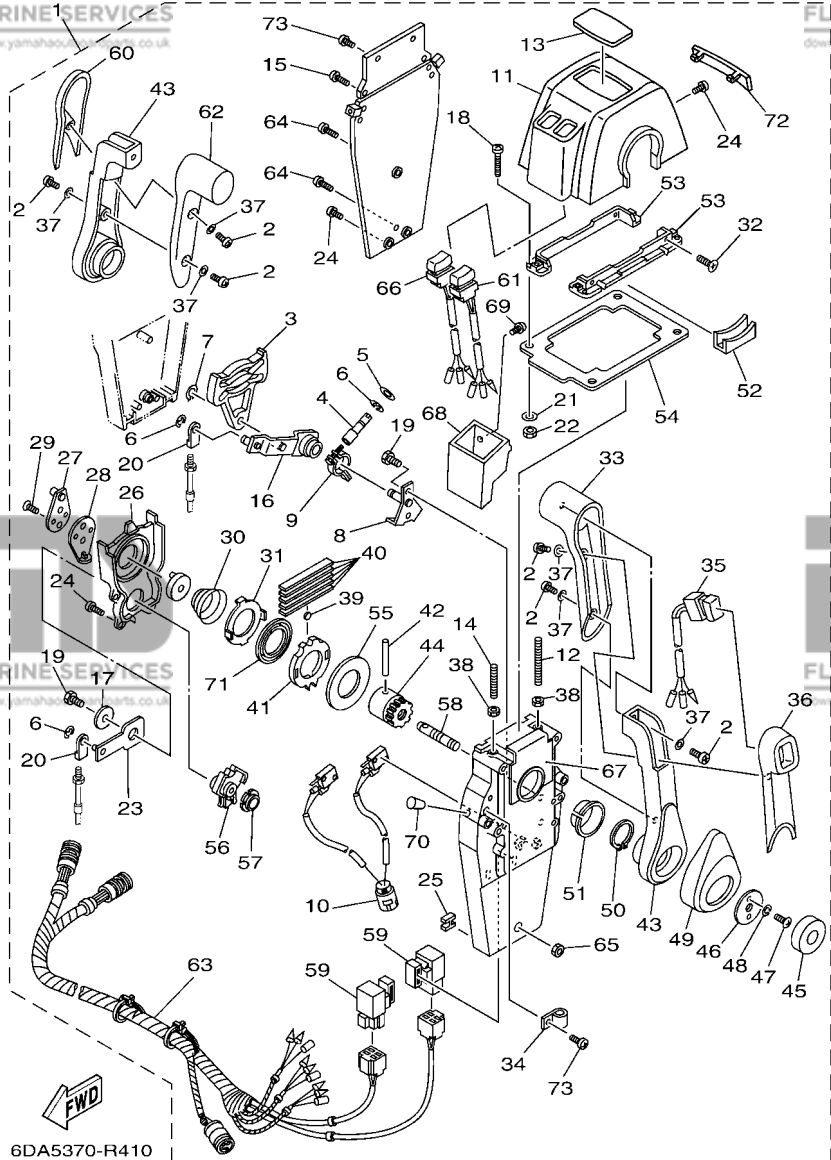


6DA5370-R410

FIG. 41 REMOTE CONTROL ASSY 2

BOITIER DE COMMANDE A DISTANCE

REF. NO.	PART NO. N° PIECES	DESCRIPTION DESCRIPTION	6ALD	6ASC	6AMD	6ATC	REMARKS REMARQUES
28	EL8-48254-00	.STOPPER, THROTTLE ADJUSTING .BUTEE				2	
29	92780-06020	.SCREW, FLAT HEAD .VIS A TETE FRAISEE				4	
30	EL8-48244-00	.SPRING, FREE ACCEL. .RESSORT				2	
31	EL8-48245-00	.PLATE, LOCK .PLAQUE, VERROU				2	
32	98780-05018	.SCREW, FLAT HEAD .VIS A TETE FRAISEE				4	
33	704-48222-30	.GRIP, CONTROL LEVER .POIGNEE, COMMANDE LEVIER				2	
34	704-82594-00	.CLAMP .BRIDE				1	
35	704-82563-70	.TRIM & TILT SWITCH ASSY .INCLINER ET PARER COMMUTATEUR				1	
36	704-48229-10	.GRIP, CONTROL LEVER .POIGNEE, COMMANDE LEVIER				1	
37	92990-05300	.WASHER, INTERNAL TOOTH .RONDELLE, DENTURE INTERNE				6	
38	95380-06600	.NUT, HEXAGON .ECROU				4	
39	701-48248-00	.ROLLER, FREE ACCEL. .POULIE				2	
40	704-48238-00	.SPRING, DETENT .RESSORT				10	
41	704-48232-P1	.GEAR .PIGNON				2	
42	EL8-48164-00	.PIN 2 .PION 2				2	
43	704-48221-R0	.LEVER, CONTROL .LEVIER, COMMANDE				2	
44	704-48242-10	.SHAFT, DRIVE .ARBRE, MOTEUR				2	
45	704-48225-80	.COVER .COUVERCLE				2	
46	704-48192-00	.WASHER 2 .RONDELLE 2				2	
47	97890-06018	.SCREW, PAN HEAD .VIS, CRUCIFORME				4	
48	92990-06300	.WASHER, INTERNAL TOOTH .RONDELLE, DENTURE INTERNE				4	
49	704-48224-R0	.COVER, CONTROL LEVER .COUVERCLE				2	
50	EL8-48279-00	.CIRCLIP 2 .CIRCLIP 2				2	
51	704-48234-00	.BUSHING 1 .POULIE				2	
52	704-48219-R0	.COVER, LEAD .COUVERCLE				2	
53	704-48144-20	.PLATE, STOPPER 2 .PLAQUETTE 2				2	
54	704-48176-10	.GROMMET .PASSE-FIL				1	

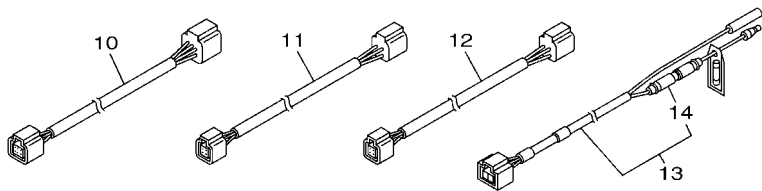
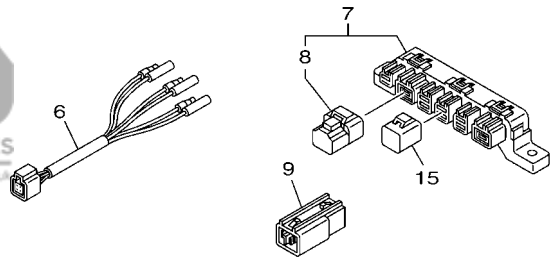
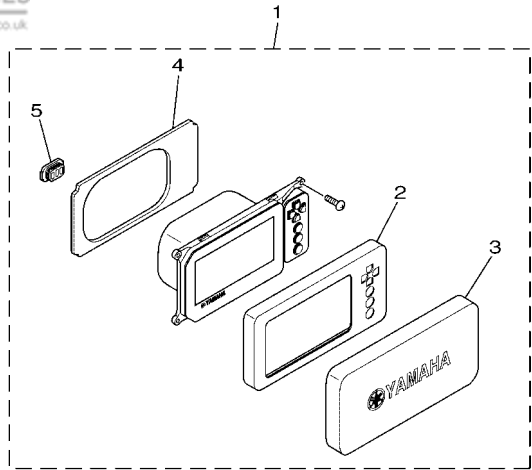


6DA5370-R410

FIG. 41 REMOTE CONTROL ASSY 2

BOITIER DE COMMANDE A DISTANCE

REF. NO.	PART NO. N° PIECES	DESCRIPTION DESCRIPTION	6ALD	6ASC	6AMD	6ATC	REMARKS REMARQUES
55	704-48192-P0	.WASHER 2 .RONDELLE 2			2		
56	704-48233-00	.GEAR 2 .PIGNON 2			2		
57	704-48235-00	.BUSHING .COUSSINET			2		
58	704-48153-00	.SHAFT, FREE ACCEL. .AXE			2		
59	704-81950-10	.RELAY ASSY .RELAIS COMPLET			2		
60	704-48229-20	.GRIP, CONTROL LEVER .POIGNEE, COMMANDE LEVIER			1		
61	704-82563-80	.TRIM & TILT SWITCH ASSY .INCLINER ET PARER COMMUTATEUR			1		
62	704-48222-20	.GRIP, CONTROL LEVER .POIGNEE, COMMANDE LEVIER			1		
63	704-82590-10	.WIRE HARNESS ASSY .FAISCEAU DE FILS COMPLET			1		
64	704-48128-00	.SCREW 2 .VIS 2			3		
65	704-48156-00	.NUT 1 .ECROU 1			1		
66	704-82563-90	.TRIM & TILT SWITCH ASSY .INCLINER ET PARER COMMUTATEUR			1		
67	704-48284-P0	.GROMMET .PASSE-FIL			2		
68	704-48285-20	.GROMMET 2 .PASSE-FIL 2			1		
69	704-48129-60	.SCREW 3 .VIS 3			2		
70	704-48166-00	.PLUG .BOUCHON			2		
71	704-48178-00	.PLATE, SHIFT .PLAQUETTE			2		
72	704-48167-30	.PLUG .BOUCHON			1		
73	97890-05016	.SCREW, PAN HEAD .VIS, CRUCIFORME			5		



63PD370-P340

FIG. 42 OPTIONAL PARTS 1

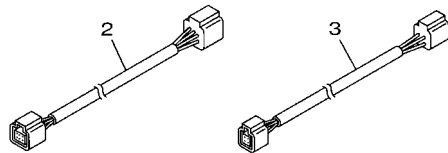
PIECES OPTIONNELLES 1

REF. NO.	PART NO. N° PIECES	DESCRIPTION DESCRIPTION	6ALD	6ASC	6AMD	6ATC	REMARKS REMARQUES
1	6YC-83710-01	MULTI DISPLAY ASSY METRE DE INDICATION PLURIEL	1				FOR RUS FOR RUS
2	6YC-83512-00	.RING, SPEED METER .BAGUE, DE COMPTEUR	1				
3	6YC-87278-00	.COVER, METER .COUVERCLE, COMPTEUR	1				
4	6YC-12223-00	.SEAL .JOINT	1				
5	6YC-82532-00	.CAP .COUVERCLE	1				
6	6Y8-8356N-01	LEAD, FUEL TANK & GPS SENDER FIL	1				FOR RUS FOR RUS
7	6Y8-81920-01	MULTI HUB ASSY BORNE	1				FOR RUS FOR RUS FOR RUS
8	6Y8-85371-01	.END OF LINE RESISTER .RESISTANCE COMP.	1				
9	6Y8-81920-11	IN-LINE HUB ASSY BORNE	1				FOR RUS FOR RUS
10	6Y8-82553-31	25FT MAIN BUS EXTENSION, FAISCEAU	1				FOR RUS FOR RUS FOR RUS
11	6Y8-82521-11	2FT PIGTAIL BUS FAISCEAU (L: 2FT.)	1				FOR RUS FOR RUS
12	6Y8-82521-51	12FT PIGTAIL BUS FAISCEAU (L: 12FT.)	1				FOR RUS FOR RUS FOR RUS
13	6Y8-83553-01	8FT POWER WIRE FIL	1				FOR RUS FOR RUS
14	6G1-82151-00	.FUSE (10A) .FUSIBLE (10A)	1				
15	6Y8-82582-11	CAP 1 (4PIN) COUVERCLE, FAISCEAU DE FILS	2				FOR RUS FOR RUS

FIG. 43 OPTIONAL PARTS 2

PIECES OPTIONNELLES 2

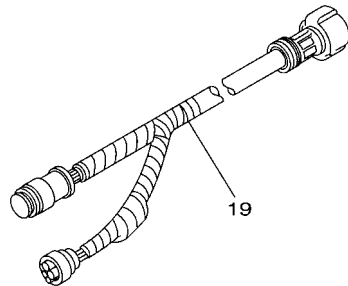
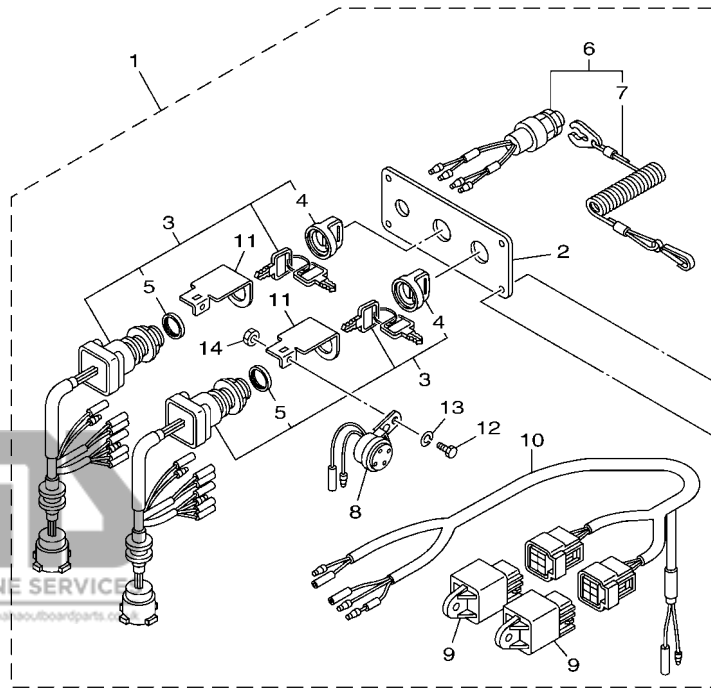
REF. NO.	PART NO. N° PIECES	DESCRIPTION DESCRIPTION	6ALD	6ASC	6AMD	6ATC	REMARKS REMARQUES
1	6Y8-81920-11	IN-LINE HUB ASSY BORNE			1		FOR RUS FOR RUS
2	6Y8-82553-21	20FT MAIN BUS EXTENSION, FAISCEAU			1		FOR RUS FOR RUS
3	6Y8-82521-51	12FT PIGTAIL BUS FAISCEAU (L: 12FT.)			1		FOR RUS FOR RUS



63PD200-P440

FIG. 44 OPTIONAL PARTS 3

PIECES OPTIONNELLES 3



FWD
 63PB010-M440

REF. NO.	PART NO. N° PIECES	DESCRIPTION DESCRIPTION	6ALD	6ASC	6AMD	6ATC	REMARKS REMARQUES
1	6Y8-82570-04	PANEL SWITCH ASSY PLATINE D'INTERRUPEUR CPLT			1		FOR RUS FOR RUS
2	6Y8-82571-01	.PLATE, PANEL SWITCH .TABLEAU, CONTACTEUR			1		
3	6Y8-82510-03	.MAIN SWITCH ASSY .CONTACTEUR A CLEF COMPLET			2		
4	676-82577-01	..CAP, KEY ..CABOCHON			1		
5	703-82532-00	..CAP ..COUVERCLE			1		
6	6K1-82575-01	.ENGINE STOP SWITCH ASSY .COUPE CIRCUIT CPLT			1		
7	682-82556-00	..LANYARD, STOP SWITCH ..CORDON DU COUPE CIRCUIT			1		
8	6R5-83383-00	.BUZZER .RONFLEUR			2		
9	68V-81950-00	.RELAY ASSY .RELAIS COMPLET			2		
10	6Y8-82507-00	.LEAD, IGNITION SWITCH RELAY .FIL			1		
11	64D-82581-00	.STAY, CORD CLAMP .SUPPORT, COLLIER DE CORDON			2		
12	97003-05012	.BOLT .BOULON			2		
13	92903-05100	.WASHER, SPRING .RONDELLE, GROWER			2		
14	95303-05700	.NUT .ECROU			2		
15	90149-05M05	SCREW VIS			4		FOR RUS FOR RUS
16	95380-05600	NUT ECROU			4		FOR RUS FOR RUS FOR RUS
17	92990-05100	WASHER, SPRING RONDELLE, GROWER			4		FOR RUS FOR RUS
18	92990-05600	WASHER, PLATE RONDELLE, PLATE			4		FOR RUS FOR RUS
19	61B-8258A-01	EXTENSION, WIRE HARNESS (9.5M) EXTENSION, FAISCEAU DE FILS(9.			1		FOR RUS (10P) FOR RUS (10P)

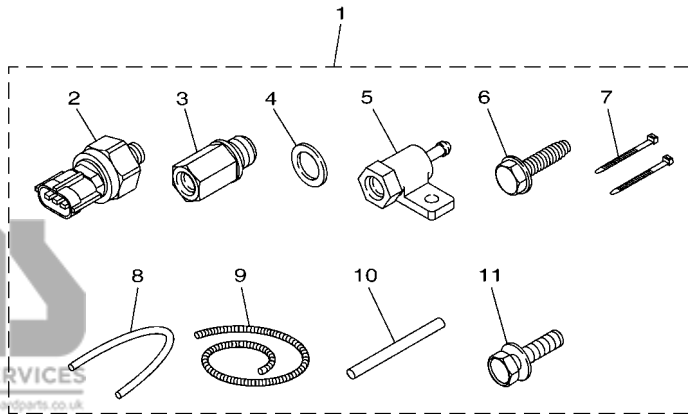


FIG. 45 OPTIONAL PARTS 4

PIECES OPTIONNELLES 4

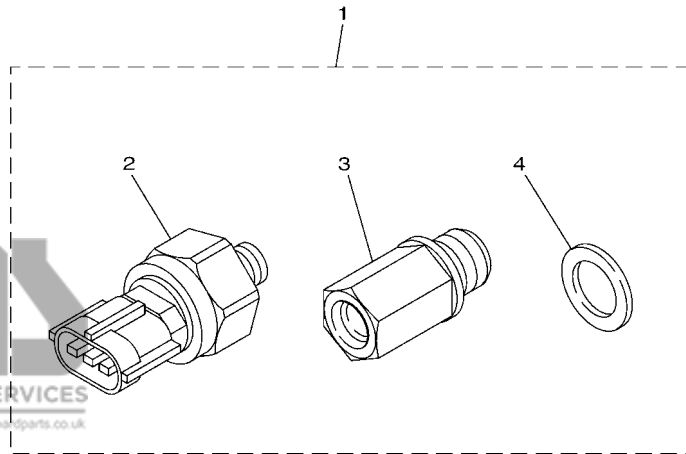
REF. NO.	PART NO. N° PIECES	DESCRIPTION DESCRIPTION	6ALD	6ASC	6AMD	6ATC	REMARKS REMARQUES
1	63P-8A4L2-04	SENSOR, MODULE 2 SENSOR (ENS.) 2	1				FOR RUS FOR RUS
2	6AW-8366B-01	.SENSOR, WATER PRESSURE .SONDE DE PRESSION D'EAU	2				
3	63P-8366C-00	.ADAPTOR, INPUT .CONNECTEUR 2	1				
4	90430-14115	.GASKET .JOINT	1				
5	60V-8366D-00	.ADAPTOR, INPUT .CONNECTEUR 3	1				
6	90109-06M81	.BOLT .BOULON	1				
7	90465-11M10	.CLAMP .BRIDE	2				
8	90445-07017	.HOSE (L: 550MM) .DURITE (L: 550MM)	1				
9	90447-07013	.HOSE, COVER (L: 700MM) .DURITE, COUVERCLE (L: 700MM)	1				
10	60V-42629-00	.SEAL .JOINT	1				
11	97595-06516	.BOLT, WITH WASHER .VIS HEXAGONAL AVC RONDELLE	1				

6CL6370-P440

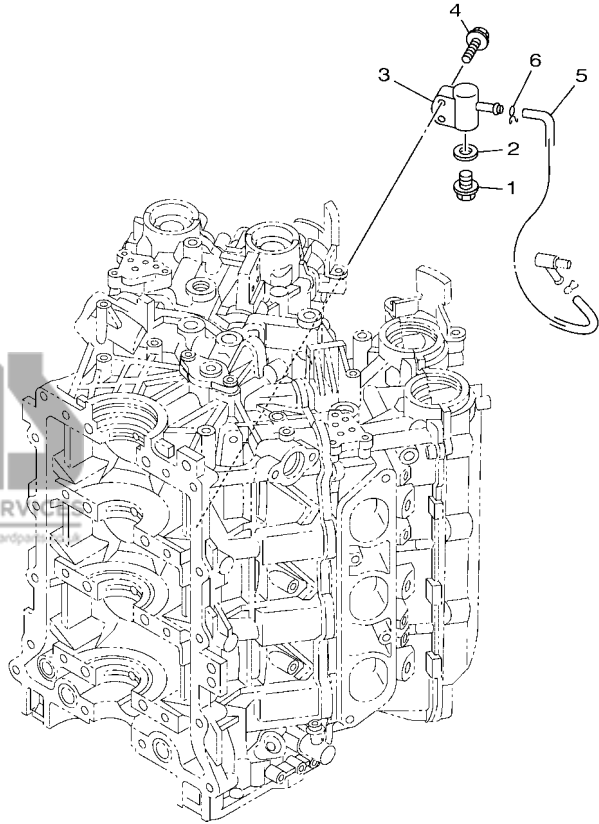
FIG. 46 OPTIONAL PARTS 5

PIECES OPTIONNELLES 5

REF. NO.	PART NO. N° PIECES	DESCRIPTION DESCRIPTION	6ALD	6ASC	6AMD	6ATC	REMARKS REMARQUES
1	63P-8A4L0-11	SENSOR, MODULE SENSOR (ENS.)			1		FOR RUS FOR RUS
2	6AW-8366B-01	.SENSOR, WATER PRESSURE .SONDE DE PRESSION D'EAU			1		
3	63P-8366C-00	.ADAPTOR, INPUT .CONNECTEUR 2			1		
4	90430-14115	.GASKET .JOINT			1		



6P2B300-N410



FWD
 6ALB100-P340

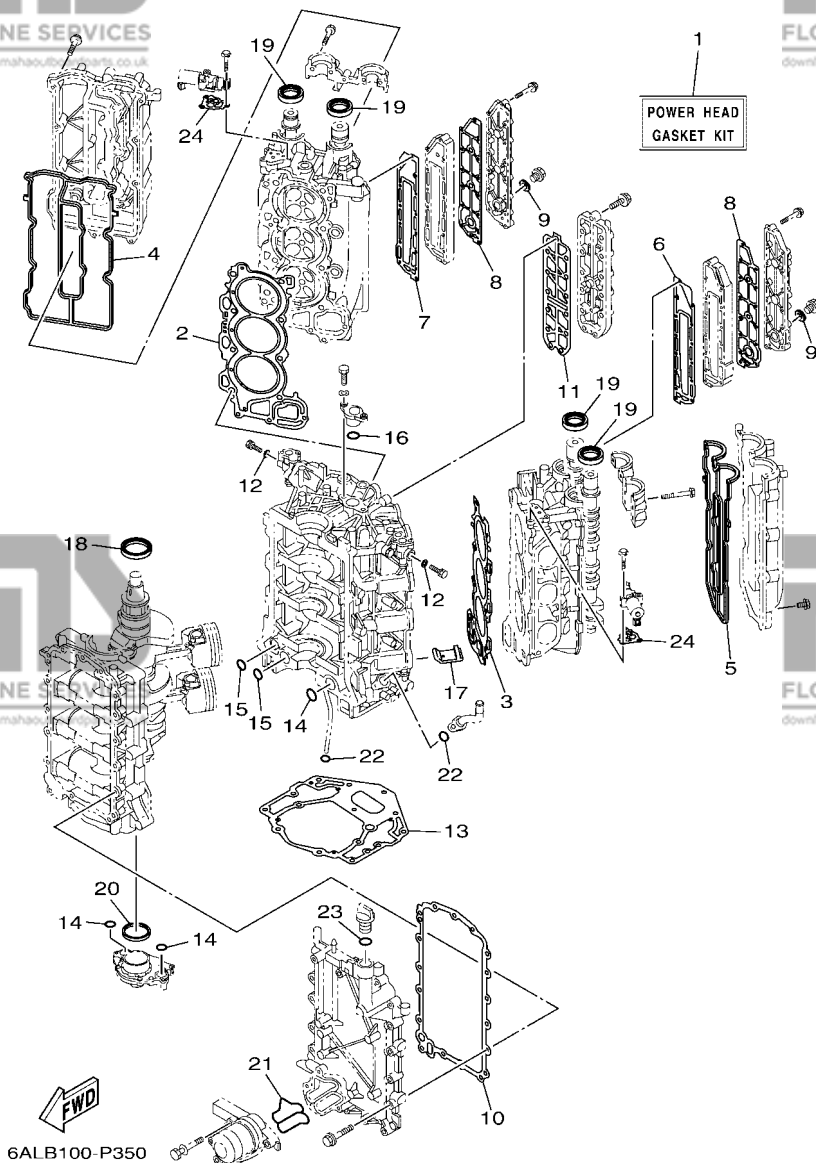
FIG. 47 OPTIONAL PARTS 6

PIECES OPTIONNELLES 6

REF. NO.	PART NO. N° PIECES	DESCRIPTION DESCRIPTION	6ALD	6ASC	6AMD	6ATC	REMARKS REMARQUES
1	90340-14M06	PLUG, STRAIGHT SCREW PLOT, FILETE DROIT	1	1	1	1	
2	90430-14115	GASKET JOINT	1	1	1	1	
3	6P2-83652-00	CONNECTOR CONNECTEUR	1	1	1	1	
4	97595-06530	BOLT, WITH WASHER VIS HEXAGONAL AVC RONDELLE	2	2	2	2	
5	6H4-24311-00	PIPE, FUEL 1 DURITE A ESSENCE	1	1	1	1	
6	90467-08M18	CLIP JONC	1	1	1	1	

FIG. 48 REPAIR KIT 1

KITS DE REPARATION 1



REF. NO.	PART NO. N° PIECES	DESCRIPTION DESCRIPTION	6ALD	6ASC	6AMD	6ATC	REMARKS REMARQUES
1	6P2-W0001-03	POWER HEAD GASKET KIT POCHETTE DE JINTS TETE MOTRICE	1	1	1	1	
2	6P2-11181-00	.GASKET, CYLINDER HEAD 1 .JOINT, DE CULASSE 1	1	1	1	1	
3	6P2-11182-00	.GASKET, CYLINDER HEAD 2 .JOINT, CULASSE 2	1	1	1	1	
4	6P2-11193-00	.GASKET, HEAD COVER 1 .JOINT, COUVERCLE DE CULASSE 1	1	1	1	1	
5	6P2-11194-00	.GASKET, HEAD COVER 2 .JOINT, COUVERCLE DE CULASSE 2	1	1	1	1	
6	6P2-41112-00	.GASKET, EXHAUST INNER COVER .JOINT, PLAQUE D'ECHAPPEMENT	1	1	1	1	
7	6P2-41122-00	.GASKET, EXHAUST INNER COVER .JOINT, PLAQUE D'EHAPPEMENT	1	1	1	1	
8	6P2-41114-00	.GASKET, EXHAUST OUTER COVER .JOINT, COUVERCLE D'ECHAPPEMENT	2	2	2	2	
9	90201-186F1	.WASHER, PLATE .RONDELLE, PLATE	2	2	2	2	
10	69J-15451-00	.GASKET, CRANKCASE COVER 1 .JOINT, COUVERCLE DE CARTER 1	1	1	1	1	
11	6P2-1131B-00	.GASKET, COVER .JOINT, COUVERCLE	1	1	1	1	
12	90430-05002	.GASKET .JOINT	2	2	2	2	
13	69J-11351-11	.GASKET, CYLINDER .JOINT, D'EMBASE	1	1	1	1	
14	93210-25552	.O-RING .JOINT TORIQUE	3	3	3	3	
15	93210-19MJ1	.O-RING .JOINT TORIQUE	2	2	2	2	
16	93210-25647	.O-RING .JOINT TORIQUE	1	1	1	1	
17	69J-14664-00	.GROMMET, WATER SHUT .PASSE-FIL	2	2	2	2	
18	93102-63004	.OIL SEAL .JOINT SPY	1	1	1	1	
19	93102-38008	.OIL SEAL .JOINT SPY	4	4	4	4	
20	69J-11355-00	.SEAL, CYLINDER 1 .JOINT, SPY CYLINDRE	1	1	1	1	
21	6P2-13477-00	.GASKET .JOINT	1	1	1	1	
22	93210-19MJ3	.O-RING .JOINT TORIQUE	2	2	2	2	
23	93210-24M79	.O-RING .JOINT TORIQUE	1	1	1	1	
24	6CB-1242F-00	.GASKET, FILTER .JOINT, FILTRE	2	2	2	2	

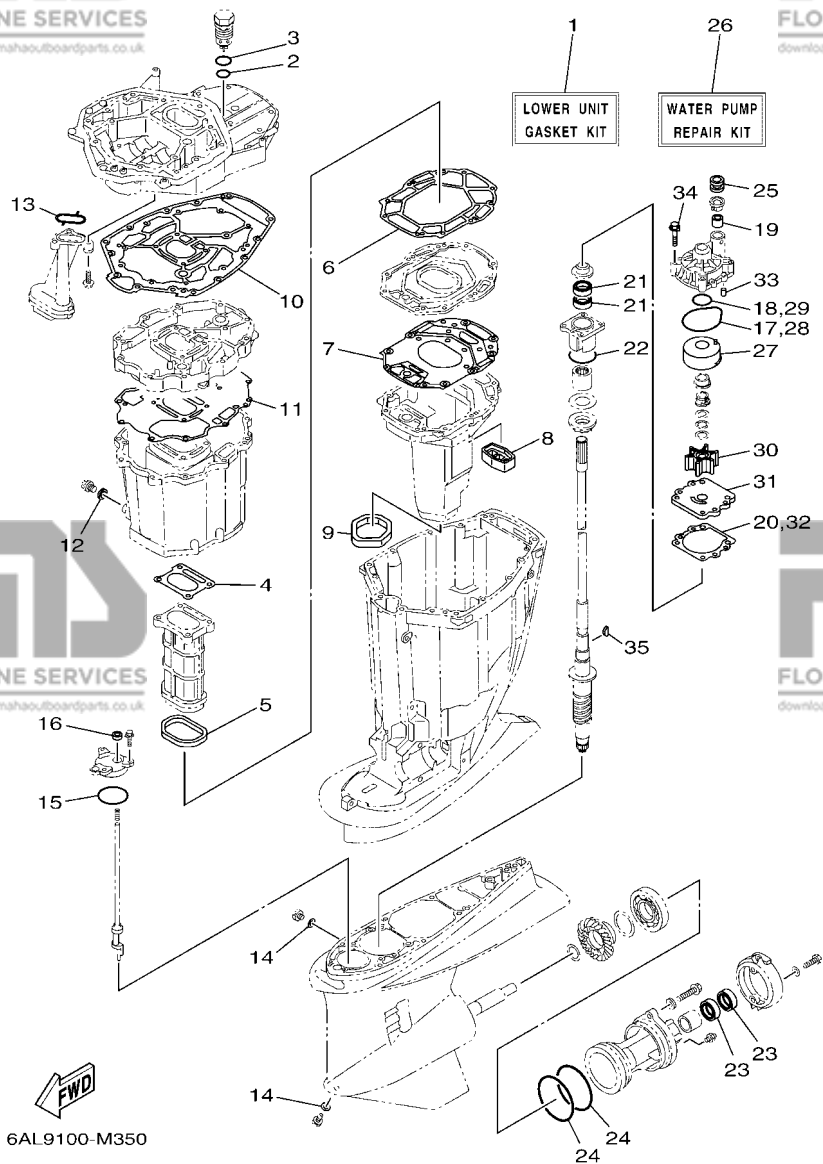


FIG. 49 REPAIR KIT 2

KITS DE REPARATION 2

REF. NO.	PART NO. N° PIECES	DESCRIPTION DESCRIPTION	6ALD	6ASC	6AMD	6ATC	REMARKS REMARQUES
1	69J-W0001-22	LOWER UNIT GASKET KIT POCHETTE DE JOINTS EMBASE	1	1	1	1	
2	93210-28543	.O-RING .JOINT TORIQUE	1	1	1	1	
3	93210-347A1	.O-RING .JOINT TORIQUE	1	1	1	1	
4	6P2-41134-00	.GASKET, EXHAUST MANIFOLD .JOINT, PIPE D'ECHAPPEMENT	1	1	1	1	
5	69J-41138-00	.SEAL, EXT. 1 .JOINT DE GROUPE 1	1	1	1	1	
6	69J-41135-A0	.GASKET, EXHAUST MANIFOLD .JOINT, PIPE D'ECHAPPEMENT	1	1	1	1	
7	6S1-41136-00	.GASKET, EXHAUST MANIFOLD 4 .JOINT, PIPE D'ECHAPPEMENT 4	1	1	1	1	
8	69J-45127-00	.SEAL .JOINT	1	1	1	1	
9	69J-45123-00	.GASKET, MUFFLER .JOINT, POT DE DETENTE	1	1	1	1	
10	69J-45113-20	.GASKET, UPPER CASING .JOINT, TUBE D'ARBRE	1	1	1	1	
11	69J-15312-01	.GASKET, OIL PAN .JOINT DE VENTILATEUR D'HUILE	1	1	1	1	
12	90430-14M09	.GASKET .JOINT	1	1	1	1	
13	69J-13415-00	.SEAL, OIL STRAINER .JOINT, FILTRE A HUILE	1	1	1	1	
14	90430-08003	.GASKET .JOINT	2	2	2	2	
15	93210-64488	.O-RING .JOINT TORIQUE	1	1	1	1	
16	93106-09014	.OIL SEAL .JOINT SPY	1	1	1	1	
17	93210-86M38	.O-RING .JOINT TORIQUE	1	1	1	1	
18	93210-37160	.O-RING .JOINT TORIQUE	1	1	1	1	
19	6E5-44365-00	.DAMPER, WATER SEAL 1 .JOINT, TUBE D'EAU 1	1	1	1	1	
20	6E5-44315-A0	.GASKET, WATER PUMP .JOINT, POMPE A EAU	1	1	1	1	
21	93101-28M16	.OIL SEAL .JOINT SPY	2	2	2	2	
22	93210-55M14	.O-RING .JOINT TORIQUE	1	1	1	1	
23	93101-30M17	.OIL SEAL .JOINT SPY	2	2	2	2	
24	93211-04384	.O-RING .JOINT TORIQUE	2	2	2	2	
25	6E5-44366-00	.DAMPER, WATER SEAL 2 .JOINT, TUBE D'EAU 2	1	1	1	1	
26	61A-W0078-A3	WATER PUMP REPAIR KIT KIT DE REPARATION DE LA POMPE	1	1	1	1	
27	61A-44322-02	.INSERT, CARTRIDGE .CUVETTE	1	1	1	1	

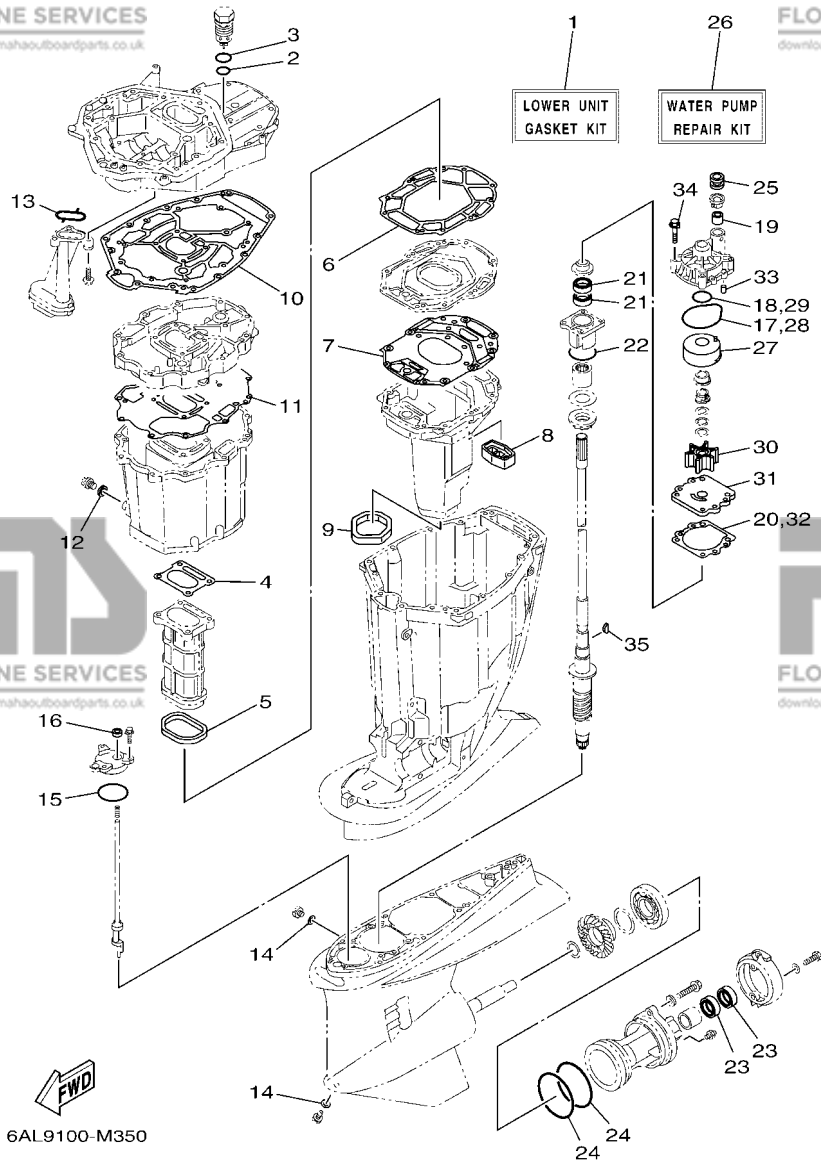


FIG. 49 REPAIR KIT 2

KITS DE REPARATION 2

REF. NO.	PART NO. N° PIECES	DESCRIPTION DESCRIPTION	6ALD	6ASC	6AMD	6ATC	REMARKS REMARQUES
28	93210-86M38	.O-RING .JOINT TORIQUE	1	1	1	1	
29	93210-37160	.O-RING .JOINT TORIQUE	1	1	1	1	
30	6E5-44352-01	.IMPELLER .TURBINE	1	1	1	1	
31	6G5-44323-01	.OUTER PLATE, CARTRIDGE .PLAQUE EXTERIEURE	1	1	1	1	
32	6E5-44315-A0	.GASKET, WATER PUMP .JOINT, POMPE A EAU	1	1	1	1	
33	93606-12019	.PIN, DOWEL .GOUPILLE	2	2	2	2	
34	90119-08M14	.BOLT, WITH WASHER .BOULON, AVEC RONDELLE	4	4	4	4	
35	90280-04M05	.KEY, WOODRUFF .CLAVETTE, DEMI-LUNE	1	1	1	1	

PART NO. N° PIECES	REF. NO.
6P2-11000-01	3 - 1
6P2-11110-11-9S	5 - 2
69J-11119-00	3 - 13
6P2-11119-00	6 - 16
6P2-1111E-00	6 - 17
6P2-11120-11-9S	5 - 10
6S5-11133-10	5 - 3
	5 - 11
6P2-11135-00	5 - 34
6P2-11181-00	5 - 22
	48 - 2
6P2-11182-00	5 - 27
	48 - 3
6P2-11191-00-9S	5 - 33
6P2-11192-00-9S	5 - 40
6P2-11193-00	5 - 36
	48 - 4
6P2-11194-00	5 - 41
	48 - 5
69J-11301-00	5 - 16
69J-11313-00	3 - 40
6P2-1131B-00	3 - 18
	48 - 11
6P2-1131C-00-9S	3 - 15
6E5-11325-00	1 - 1
	1 - 8
	1 - 15
	3 - 16
	6 - 9
	20 - 10
6P2-11325-00	1 - 7
	6 - 8
6P3-11325-00	1 - 3
	3 - 24
	3 - 60
67F-11325-01	1 - 5
	5 - 17
67F-11328-00	5 - 18
69J-11351-11	3 - 37
	48 - 13
69J-11355-00	32 - 16
	48 - 20
6AW-11371-10	31 - 7
676-11372-00	5 - 5
6P2-11372-00	8 - 25
6P2-11377-00	8 - 28
6P2-11410-10	4 - 1
6P2-11416-00	4 - 4

PART NO. N° PIECES	REF. NO.
6P2-11416-10	4 - 4
6P2-11416-20	4 - 4
6P2-11417-00	4 - 5
6P2-11417-10	4 - 5
6P2-11417-20	4 - 5
6AW-11426-01	4 - 6
6AW-11427-01	4 - 7
6CB-11478-00	4 - 2
6FA-11567-00	7 - 17
6P2-11590-01	7 - 25
63P-11603-01	4 - 12
63P-11604-00	4 - 12
6P2-11631-10-9S	4 - 11
63P-11633-10	4 - 13
63P-11634-00	4 - 14
6P2-11635-10	4 - 11
6P2-11650-00	4 - 8
63P-11654-10	4 - 9
6P2-11656-00	4 - 10
6P2-11656-10	4 - 10
6P2-11656-20	4 - 10
6P2-12111-10	7 - 1
6CB-12113-00	7 - 4
51Y-12119-00	7 - 7
6DX-12121-00	7 - 2
6P2-12171-11	7 - 9
6P2-12172-11	7 - 13
6P2-12181-11	7 - 11
6P2-12182-11	7 - 15
6YC-12223-00	42 - 4
69J-12233-00	31 - 10
6P2-1240H-00-9S	3 - 22
6P3-1240H-00-9S	3 - 58
67F-12411-01	1 - 2
	3 - 20
67F-12412-00	3 - 21
6CB-1242F-00	6 - 20
	48 - 24
6P2-1243A-00	3 - 28
6P2-1243E-00	3 - 29
6P2-1243F-00	3 - 30
6P2-12481-12	9 - 34
6P2-12482-00	9 - 6
6P2-12483-00	9 - 8
6P2-12484-01	9 - 2
6P2-12485-00	9 - 16
6P2-1248A-00	9 - 17
6P2-1248E-00	9 - 18

NUMERICAL INDEX
INDEX NUMERIQUE

PART NO. N° PIECES	REF. NO.
6P2-12491-00	20 - 8
6DR-12572-00	25 - 13
6DR-12572-00	25 - 14
6R3-12582-00	25 - 15
6R3-12583-00	25 - 16
6P2-12615-00	7 - 22
6P2-12623-00	7 - 19
6P2-12645-20	7 - 18
6P2-12663-00	7 - 20
6S5-12858-00	3 - 45
6CB-13016-00	1 - 10
	13 - 5
6AW-13119-00	32 - 14
6AW-13132-00	13 - 26
6P2-13160-11	12 - 1
6P2-13161-00	12 - 2
6P2-13170-11	12 - 6
6P2-13171-00	12 - 7
6P2-13300-00	32 - 12
69J-13329-01	32 - 13
69J-13411-00	32 - 8
69J-13415-00	32 - 10
	49 - 13
60L-13437-63	17 - 22
69J-13440-03	1 - 4
	3 - 44
6P2-13446-00-9S	3 - 46
67F-13448-00	2 - 13
6P2-13448-00	5 - 45
6P2-13477-00	3 - 47
	48 - 21
6P2-13532-10	11 - 3
6P2-13533-00	11 - 2
6P2-13545-00	11 - 7
6P2-13546-00	11 - 10
6P2-13547-00	11 - 18
6P2-13548-10	11 - 19
6P2-13556-00	10 - 4
6P2-13557-00	10 - 5
6P2-13564-00	8 - 3
6P2-13573-00	10 - 11
6P2-13574-00	10 - 21
68V-13577-00	14 - 7
	14 - 13
6P2-13577-00	12 - 5
	12 - 10
6P2-13578-00	10 - 8
6P2-13588-00	10 - 7

PART NO. N° PIECES	REF. NO.
6CB-13593-00	13 - 23
6P2-13594-00	8 - 4
6P2-13595-00	11 - 4
69J-13631-00	32 - 15
6P2-13641-00	8 - 13
6P2-13642-00	8 - 16
6P2-13645-00	8 - 14
	8 - 17
6P2-13646-00	8 - 15
6P2-13647-00	8 - 18
6P2-13711-00	10 - 3
69J-13716-00	13 - 22
6P2-13750-10	10 - 1
6P2-13751-01	10 - 2
6P2-13758-00	11 - 14
6P2-13761-11	12 - 3
	12 - 8
	12 - 30
6AW-13781-00	13 - 33
6AW-13784-00	13 - 8
6CB-13906-01	13 - 8
6P2-13907-20	13 - 24
63P-13915-00	1 - 11
	13 - 25
6P2-13973-30	14 - 9
6P2-13974-30	14 - 10
6C5-1410B-00	12 - 4
	12 - 9
69J-14137-00	14 - 6
6CB-14146-00	13 - 10
6P2-14149-00	14 - 2
6P2-14159-00	10 - 13
69J-14164-00	10 - 22
6P2-14180-50	13 - 1
6AW-14181-11	13 - 15
6AW-14182-11	13 - 2
6P2-14191-00	13 - 16
68V-14216-00	13 - 12
6CB-14216-00	13 - 6
6CB-14239-00	13 - 17
6P2-14255-00	10 - 12
6P2-14349-00	11 - 1
68V-14356-00	10 - 24
6P2-14360-00	10 - 6
6P2-14386-00	13 - 37
6P2-1441J-00	8 - 22
6CB-14429-01	13 - 19
63P-14435-00	8 - 32
6P2-14440-00	8 - 21

PART NO. N° PIECES	REF. NO.
6CB-1447B-00	13 - 29
6P2-14496-00	10 - 9
6CB-14546-00	13 - 28
6CB-14564-00	13 - 9
63P-14567-00	13 - 21
69J-14624-01	31 - 45
69J-14664-00	3 - 43
	48 - 17
69J-14711-21-9S	31 - 22
2D1-14737-00	20 - 3
6P2-14752-00	9 - 19
6P2-1475A-10	11 - 5
6P2-1475E-00	11 - 6
6P2-1475F-00	11 - 8
6P2-1475G-00	11 - 9
68V-1475H-00	13 - 13
68V-1475J-00	13 - 14
	1 - 12
	13 - 39
6CB-14985-00	13 - 27
6P2-15100-10	3 - 2
6P2-15142-00	5 - 38
6P2-15143-00	5 - 43
6P2-15187-00	3 - 5
69J-15311-10-CA	32 - 1
69J-15312-01	31 - 47
	49 - 11
69J-15316-00	31 - 32
6P2-15362-10	32 - 19
6G8-15363-00	3 - 49
6P2-15373-02	8 - 19
6P2-15377-10	32 - 20
6P2-15411-01-9S	3 - 8
69J-15451-00	3 - 9
	48 - 10
6P2-15481-00	3 - 6
6P2-15512-00	7 - 26
69J-15761-00	32 - 2
6P2-2134X-00	10 - 14
6E5-21744-00	9 - 7
	11 - 16
6P2-24135-00	11 - 12
6P2-24136-00	11 - 13
6P2-24137-00	11 - 15
6P2-2416A-00	11 - 11
6P2-24170-00	10 - 19
6P2-2419A-00	10 - 15
6CB-24217-00	13 - 7

PART NO. N° PIECES	REF. NO.
6P2-24300-00	14 - 12
6AW-24300-10	14 - 11
6YK-24307-42	16 - 1
6H4-24311-00	47 - 5
6P2-24313-50	15 - 17
6P2-24313-60	15 - 17
6P2-24314-00	15 - 2
6P2-24314-11	15 - 2
61A-24316-00	9 - 20
6AW-24317-20	14 - 5
6AW-24323-20	14 - 3
6AW-24324-30	14 - 4
6YK-24360-73	16 - 2
6P2-24376-00	11 - 20
6CE-24376-01	9 - 3
6R3-24377-00	15 - 24
6R3-24377-10	15 - 4
	9 - 21
	9 - 22
	9 - 23
	9 - 24
	9 - 25
	11 - 17
69J-24378-00	2 - 14
6CE-24378-00	3 - 31
6E5-24378-00	14 - 8
6E5-24379-00	25 - 10
68V-24379-10	13 - 11
6CB-24410-00	13 - 31
6P2-24419-00	8 - 8
6P2-24422-10	8 - 6
68V-24452-00	15 - 3
6CB-24452-10	13 - 18
4SV-24453-00	13 - 34
6CB-24460-00	13 - 4
6P3-24469-00	15 - 9
6CB-24482-00	13 - 20
6AW-24491-10	13 - 32
6CB-24492-00	13 - 36
6CB-24501-01	1 - 9
	13 - 3
6P3-24519-00	15 - 10
6P3-24560-03	15 - 6
6P3-24562-03	15 - 8
6P3-24563-01	1 - 13
	15 - 7
6P3-24564-00	1 - 14
	15 - 11

PART NO. N° PIECES	REF. NO.
6P2-24566-11	15 - 12
6CB-24592-00	13 - 38
68V-2481H-00	10 - 25
69J-28100-01	15 - 25
6CB-2812A-00	20 - 35
6P2-28199-7D-DO	15 - 26
6P2-28199-7D-E0	15 - 26
6P2-28199-7D-F0	15 - 26
6P2-28199-7D-G0	15 - 26
6P2-28199-7D-H0	15 - 26
6P2-28199-7D-S0	15 - 26
6P2-28199-8D-K0	15 - 27
6P2-28199-8D-L0	15 - 27
6P2-28199-8D-M0	15 - 27
6P2-28199-8D-NO	15 - 27
6P2-28199-8D-PO	15 - 27
6P2-28199-8D-RO	15 - 27
69J-41111-01-9S	6 - 1
6P2-41112-00	6 - 5
	48 - 6
69J-41113-02-9S	6 - 3
6P2-41114-00	6 - 7
	48 - 8
69J-41121-01-9S	6 - 2
6P2-41122-00	6 - 6
	48 - 7
69J-41123-02-9S	6 - 4
69J-41131-11-CA	31 - 13
69J-41132-20-9S	31 - 15
6P2-41134-00	31 - 16
	49 - 4
69J-41135-A0	31 - 19
	49 - 6
6S1-41136-00	31 - 21
	49 - 7
69J-41137-10-CA	31 - 1
69J-41138-00	31 - 18
	49 - 5
6CB-41273-00	26 - 39
69J-42510-00-8D	28 - 5
6AL-42610-20	2 - 1
6AS-42610-20	2 - 1
6P2-42615-00	24 - 8
6P2-4261A-00	2 - 2
60V-42629-00	22 - 6
	45 - 10
68F-42647-01	2 - 3
69J-42647-01	2 - 4

PART NO. N° PIECES	REF. NO.
68F-42648-01	2 - 11
60V-42651-01	2 - 8
60V-42652-00	2 - 12
68F-42663-00	2 - 10
69J-42663-00	2 - 5
6AS-42675-00	2 - 19
6AS-42676-00	2 - 20
6AL-42677-00	2 - 21
6AS-42677-00	2 - 21
6AL-42678-10	2 - 18
6AS-42678-10	2 - 18
63P-42681-20	2 - 22
6P2-42710-00-8D	24 - 1
648-42715-00	26 - 27
69J-42716-00	24 - 9
61A-42717-00	24 - 18
69J-42717-00	24 - 17
6P2-42717-00	24 - 3
6P2-42718-00	24 - 4
6P2-42722-00	24 - 28
69J-42723-01	21 - 17
6E5-42724-00	31 - 6
6P2-42725-00	24 - 7
6H1-42726-21	24 - 13
61A-42727-00	24 - 15
6P2-42735-00	19 - 14
6P2-42738-00-8D	24 - 2
69J-42741-00-8D	25 - 1
6P2-42743-00	24 - 48
6H4-42748-00	24 - 6
68F-42753-00	24 - 55
6P2-42761-00	3 - 34
67F-42761-01	3 - 33
6P2-42766-20	24 - 50
69J-42769-00	31 - 28
69J-42771-00-8D	25 - 3
69J-42774-10	25 - 7
6EE-42794-40	24 - 59
6EE-42794-50	24 - 60
69J-42815-00-8D	24 - 30
69J-42816-00-8D	24 - 39
69J-42817-00-8D	24 - 31
63P-42818-01	24 - 34
68V-42818-01	24 - 42
6P2-42828-00-9S	24 - 27
69J-42828-02-9S	24 - 26
68F-42828-11-9S	24 - 37
69J-43111-02-8D	27 - 1

NUMERICAL INDEX
INDEX NUMERIQUE

PART NO. N° PIECES	REF. NO.
69J-43112-01-8D	27 - 11
6E5-43126-10	27 - 38
6E5-43126-10	27 - 17
61A-43132-00	27 - 9
61A-43133-00	27 - 12
64D-43144-00	24 - 45
6G5-43144-00	27 - 28
6E5-43145-01	37 - 8
6G5-43148-00	27 - 33
61A-43181-01	27 - 30
6G5-43185-02	27 - 31
61A-43311-22-8D	27 - 25
61A-43376-00	28 - 3
69J-43800-07-8D	29 - 1
69J-43801-01	29 - 4
69J-43804-00	30 - 5
69J-43805-00	30 - 4
6CE-4380P-00	29 - 12
6CE-43810-00	29 - 3
61A-43811-00	29 - 9
61A-43813-02	29 - 18
6H1-43814-00	29 - 17
69J-43816-00	29 - 62
69J-43817-00	30 - 13
61A-43818-00	29 - 25
69J-4381C-00	29 - 30
	29 - 35
69J-4381J-00	29 - 63
69J-43820-01	29 - 70
61A-43821-01	29 - 69
61A-43822-00	29 - 68
69J-43828-00	30 - 16
6H1-43829-00	30 - 19
69J-4382E-00	29 - 11
69J-43830-01	29 - 33
69J-43831-00	29 - 65
69J-43833-02	29 - 21
61A-43835-01	29 - 19
6CE-43840-00	29 - 2
6CJ-43841-00	29 - 42
6CJ-43843-00	29 - 53
6CJ-43844-00	29 - 50
6H1-43844-10	29 - 55
69J-43845-00	29 - 28
69A-4384F-00	29 - 39
69J-4384G-00	29 - 58
6H1-4384G-11	29 - 54
69J-4384H-00	29 - 10

PART NO. N° PIECES	REF. NO.
61A-4384H-10	29 - 73
6CJ-4384M-00	29 - 38
69J-43851-00	29 - 49
69J-43853-00	29 - 45
69J-43854-00	29 - 57
69J-43855-00	29 - 52
6H1-43856-10	29 - 56
61A-43861-00	29 - 14
	29 - 16
	29 - 66
69J-43861-00	30 - 6
6H1-43861-00	29 - 6
6D8-43863-00	29 - 27
61A-43864-00	29 - 72
60V-4386A-00	29 - 44
69J-4386K-00	30 - 10
61A-43871-00	29 - 15
69J-43871-00	29 - 61
6H1-43872-00	29 - 7
61A-43874-00	29 - 71
6H1-43875-00	29 - 29
6T4-43875-01	29 - 67
61A-43875-10	29 - 74
61A-43876-00	29 - 26
69J-43880-01	30 - 1
69J-43881-01	30 - 11
69J-43882-00	30 - 8
6H1-43883-00	29 - 43
69J-43886-00	30 - 7
69J-43888-00	30 - 17
69J-4388E-01	29 - 23
69J-4388F-00	30 - 14
69J-4388H-00	30 - 12
69J-4388J-00	29 - 20
69J-43891-00	30 - 9
6CJ-43893-00	29 - 46
69J-43894-00	29 - 41
69J-43899-01	29 - 31
61A-4389H-01	29 - 8
69J-4389J-00	29 - 32
	29 - 36
69J-44117-00	26 - 7
69J-44118-00	26 - 26
69J-44120-01	26 - 32
6P2-44121-00	26 - 21
69J-44122-00	26 - 22
6P2-44139-00	26 - 38
69J-44150-00	33 - 15

PART NO. N° PIECES	REF. NO.
69K-44150-00	35 - 17
69J-44176-01	26 - 9
703-44189-20	40 - 36
703-44189-30	40 - 42
6X3-44191-00	40 - 47
61A-44311-01	33 - 18
	35 - 20
6E5-44312-00	33 - 23
	35 - 25
	33 - 31
	35 - 33
	49 - 20
	49 - 32
61A-44322-02	33 - 19
	35 - 21
	49 - 27
6G5-44323-01	33 - 30
	35 - 32
	49 - 31
6E5-44352-01	33 - 24
	35 - 26
	49 - 30
6S1-44361-02	34 - 3
	36 - 3
6E5-44365-00	33 - 22
	34 - 1
	35 - 24
	36 - 1
	49 - 19
663-44366-00	33 - 6
	35 - 8
6E5-44366-00	34 - 2
	36 - 2
	49 - 25
6P2-44391-00	24 - 16
61A-44511-01	28 - 31
69J-44514-00	28 - 23
6G5-44526-00	27 - 3
69J-44532-00	28 - 26
69J-44533-00	28 - 30
68F-44533-01	3 - 35
69J-44551-00-8D	28 - 10
61A-44552-01-CA	28 - 21
60X-44555-00	28 - 13
61A-44575-00	28 - 12
69J-45111-10-8D	31 - 27
69J-45113-20	31 - 29
	49 - 10

PART NO. N° PIECES	REF. NO.
69J-45123-00	31 - 26
	49 - 9
69J-45127-00	31 - 25
	49 - 8
69J-45151-00-8D	25 - 8
69J-45152-10	31 - 33
61A-45155-00	31 - 37
69J-45181-10-9S	31 - 20
61A-45214-11	34 - 8
	36 - 8
61A-45215-11	34 - 9
	36 - 9
6G5-45251-02	1 - 16
	27 - 2
69J-45300-23-8D	33 - 1
69K-45300-23-8D	35 - 1
61A-45301-10-8D	33 - 2
	35 - 2
69J-45318-01	31 - 35
61A-45321-01	33 - 11
	35 - 13
61A-45331-00-9S	33 - 34
	35 - 36
69J-45332-00	33 - 59
69K-45332-00	35 - 61
688-45341-10	33 - 8
	35 - 10
6E5-45344-00	33 - 40
	35 - 42
69J-45361-00-8D	33 - 70
	35 - 75
61A-45371-00	1 - 19
	34 - 12
	36 - 12
69J-45375-00	34 - 7
	36 - 7
61A-45376-00	33 - 10
	35 - 12
61A-45378-00	31 - 42
61B-45383-00	35 - 66
69K-45384-00	35 - 67
69J-45501-00	33 - 42
	35 - 44
61A-45527-00	33 - 27
	35 - 29
61A-45538-00	33 - 26
	35 - 28
61B-45538-01	35 - 4

PART NO. N° PIECES	REF. NO.
6P2-45551-02	33 - 43
	35 - 45
6P3-45560-00	35 - 48
6P2-45560-01	33 - 46
61A-45567-00	33 - 5
	35 - 7
61A-45567-10	33 - 5
	35 - 7
61A-45567-20	33 - 5
	35 - 7
61A-45567-30	33 - 5
	35 - 7
61A-45567-40	33 - 5
	35 - 7
61A-45567-50	33 - 5
	35 - 7
61A-45567-60	33 - 5
	35 - 7
6P2-45571-00	33 - 61
6P3-45571-01	35 - 63
61A-45577-00	33 - 63
69K-45577-00	35 - 68
61A-45577-10	33 - 63
69K-45577-10	35 - 68
61A-45577-20	33 - 63
69K-45577-20	35 - 68
61A-45577-30	33 - 63
69K-45577-30	35 - 68
61A-45577-40	33 - 63
69K-45577-40	35 - 68
61A-45577-50	33 - 63
69K-45577-50	35 - 68
61A-45577-60	33 - 63
69K-45577-60	35 - 68
6K1-45578-01	35 - 65
6K1-45578-10	35 - 65
6K1-45578-20	35 - 65
6K1-45578-30	35 - 65
6K1-45578-40	35 - 65
6K1-45578-50	35 - 65
6K1-45578-60	35 - 65
61A-45587-00	33 - 37
	35 - 39
61A-45587-10	33 - 37
	35 - 39
61A-45587-20	33 - 37
	35 - 39
61A-45587-30	33 - 37
	35 - 39

PART NO. N° PIECES	REF. NO.
61A-45587-30	35 - 39
61A-45587-40	33 - 37
	35 - 39
61A-45587-50	33 - 37
	35 - 39
61A-45587-60	33 - 37
	35 - 39
69J-45611-00	33 - 47
69K-45611-00	35 - 49
69J-45631-00	33 - 51
	35 - 53
61A-45632-00	33 - 50
	35 - 52
61A-45633-00	33 - 52
	35 - 54
61A-45634-01	33 - 49
	35 - 51
61A-45635-00	33 - 54
	35 - 56
61B-45641-01	33 - 50
61A-45641-02	33 - 48
6H1-45668-00	33 - 53
	35 - 55
61A-45972-00	34 - 20
61B-45972-00	36 - 20
69J-45987-00	34 - 14
	36 - 14
688-45997-01	34 - 15
	36 - 15
6BR-45B70-00	34 - 19
6BS-45B70-00	36 - 19
6BR-45B72-00	34 - 19
6BS-45B72-00	36 - 19
6BR-45B74-00	34 - 19
6BS-45B74-00	36 - 19
6P2-46241-02	7 - 24
704-48119-60	41 - 11
EL8-48127-00	41 - 24
704-48128-00	41 - 64
703-48128-10	40 - 39
703-48129-00	40 - 41
704-48129-10	41 - 2
704-48129-60	41 - 69
704-48144-20	41 - 53
703-48152-10	40 - 6
703-48153-00	40 - 61
704-48153-00	41 - 58
704-48156-00	41 - 65

NUMERICAL INDEX
INDEX NUMERIQUE

PART NO. N° PIECES	REF. NO.
EL8-48164-00	41 - 42
704-48166-00	41 - 70
704-48166-00	41 - 72
704-48176-10	41 - 54
704-48178-00	41 - 71
703-48189-00	40 - 19
EL8-48191-00	41 - 17
704-48192-00	41 - 46
704-48192-P0	41 - 55
703-48198-00	40 - 16
703-48207-22	39 - 1
	40 - 1
704-48207-R0	39 - 2
	41 - 1
703-48211-10	40 - 25
703-48212-10	40 - 26
703-48213-10	40 - 27
703-48215-10	40 - 46
704-48215-70	41 - 13
703-48219-10	40 - 34
704-48219-R0	41 - 52
703-48221-10	40 - 28
704-48221-R0	41 - 43
703-48222-20	40 - 31
704-48222-20	41 - 62
704-48222-30	41 - 33
703-48223-10	40 - 32
704-48224-00	41 - 49
703-48225-10	40 - 33
704-48225-R0	41 - 45
703-48227-00	40 - 30
704-48229-10	41 - 36
704-48229-20	41 - 60
704-48231-00	41 - 26
703-48232-00	40 - 2
704-48232-P1	41 - 41
704-48233-00	41 - 56
703-48234-00	40 - 20
704-48234-00	41 - 51
703-48235-00	40 - 5
704-48235-00	41 - 57
703-48236-00	40 - 18
703-48238-00	40 - 24
704-48238-00	41 - 40
EL8-48241-00	41 - 27
704-48242-10	41 - 44
703-48243-00	40 - 17
703-48244-00	40 - 23

PART NO. N° PIECES	REF. NO.
EL8-48244-00	41 - 30
703-48245-00	40 - 13
EL8-48245-00	41 - 31
701-48246-00	41 - 5
703-48246-00	40 - 29
701-48248-00	40 - 15
	41 - 39
EL8-48251-00	41 - 3
703-48252-00	40 - 14
EL8-48254-00	41 - 28
EL8-48259-00	41 - 7
704-48261-00	41 - 16
703-48261-01	40 - 4
704-48262-00	41 - 8
703-48264-00	40 - 8
704-48264-00	41 - 9
704-48265-00	41 - 4
703-48265-10	40 - 11
703-48268-00	40 - 7
703-48271-00	40 - 3
704-48271-00	41 - 23
EL8-48279-00	41 - 50
703-48281-00	40 - 35
704-48281-00	41 - 14
EL8-48281-00	41 - 12
704-48283-00	41 - 18
703-48284-10	40 - 58
704-48284-P0	41 - 67
704-48285-20	41 - 68
701-48287-00	40 - 45
704-48287-00	41 - 21
703-48293-10	40 - 44
701-48320-50	39 - 3
701-48320-60	39 - 3
701-48320-80	39 - 3
6E5-48344-00	26 - 5
	26 - 41
	40 - 21
703-48345-01	41 - 20
	39 - 3
701-48350-00	39 - 3
701-48350-20	39 - 3
703-48358-00	40 - 22
	41 - 25
6P2-48531-00	26 - 1
63P-48538-00	26 - 3
6E5-61301-01	38 - 1
6E5-61303-00	38 - 5
6E5-61311-11	38 - 3

PART NO. N° PIECES	REF. NO.
6E5-61313-00	38 - 2
6E5-61315-00	38 - 4
6E5-61350-02	37 - 1
6E5-61351-01	37 - 2
6E5-61355-00	37 - 5
6P2-81128-00	17 - 19
6P2-81332-00	17 - 13
6P2-81337-02	17 - 15
6P2-81443-00	17 - 3
6P2-81450-00	17 - 1
6P2-81460-00	17 - 2
6P2-81614-10	20 - 2
6BR-81800-01	23 - 1
69J-81801-00	23 - 5
6P2-81807-00	23 - 10
67F-81808-00	23 - 8
67F-81809-00	23 - 19
67F-81810-00	23 - 3
67F-81813-00	23 - 6
67F-81820-00	23 - 7
67F-81821-00	23 - 13
6K7-81826-11	23 - 24
69J-81828-00	23 - 25
67C-81830-00	23 - 17
67F-81832-00	23 - 11
67F-81836-00	23 - 12
6C5-81839-00	23 - 21
67F-8183R-00	23 - 15
60V-8183T-00	23 - 18
6P2-8183X-00	20 - 26
69J-81840-00	23 - 4
67F-81841-00	23 - 14
69J-81842-00	23 - 20
67F-81846-00	23 - 26
67F-81850-00	23 - 2
67F-81857-00	23 - 9
6C5-81869-00	23 - 23
67F-81891-00	23 - 16
6P2-81919-50	20 - 42
6P2-81919-60	17 - 20
6P2-81919-70	17 - 21
6Y8-81920-01	42 - 7
6Y8-81920-11	42 - 9
	43 - 1
6P2-81923-00	20 - 43
6P2-81925-01	20 - 13
63P-81941-00	23 - 22
6P2-81948-10	20 - 17

PART NO. N° PIECES	REF. NO.
69J-81949-02	21 - 21
63P-81950-00	20 - 23
68V-81950-00	19 - 17
	44 - 9
704-81950-10	41 - 59
6P2-81952-00	19 - 16
6P2-81960-11	20 - 1
6P2-81972-00-9S	20 - 5
60V-81975-A0	20 - 4
6EE-81994-40	17 - 23
6EE-81994-50	17 - 24
6AH-81996-00	24 - 61
6P2-82105-02	20 - 47
6P2-82113-00	20 - 36
6P2-82119-00	20 - 28
69J-82147-00	27 - 27
6E5-82148-00	27 - 7
6H1-82148-00	27 - 5
6E5-82149-00	28 - 16
6CB-82151-00	20 - 31
6G1-82151-00	42 - 14
6CB-82151-20	20 - 32
6CB-82151-30	20 - 33
6CB-82151-40	20 - 30
6P2-82170-20	20 - 29
6P2-82310-01	18 - 1
6P2-82314-10	19 - 12
6P2-82316-00	19 - 3
6A0-82317-00	19 - 9
	20 - 20
663-82317-01	17 - 16
6P2-82380-00	10 - 10
6P2-82389-10	3 - 53
6Y8-82507-00	44 - 10
6Y8-82510-03	44 - 3
703-82510-44	40 - 48
6Y8-82521-11	42 - 11
6Y8-82521-51	42 - 12
	43 - 3
703-82531-00	40 - 51
6K1-82532-00	40 - 50
6YC-82532-00	42 - 5
703-82532-00	44 - 5
703-82540-00	40 - 55
704-82540-30	41 - 10
6P3-82553-00	21 - 15
6Y8-82553-21	43 - 2
6Y8-82553-31	42 - 10

PART NO. N° PIECES	REF. NO.
6P2-82554-00	24 - 23
682-82556-00	40 - 53
	44 - 7
6P2-82560-01	3 - 51
69J-82563-01	21 - 14
703-82563-21	40 - 57
704-82563-70	41 - 35
704-82563-80	41 - 61
704-82563-90	41 - 66
6Y8-82570-04	44 - 1
6Y8-82571-01	44 - 2
6K1-82575-01	44 - 6
688-82575-02	40 - 52
703-82577-00	40 - 49
676-82577-01	44 - 4
6P2-8257V-00	17 - 4
64D-82581-00	44 - 11
6DA-82582-00	21 - 2
6DA-82582-10	21 - 3
6Y8-82582-11	21 - 4
	42 - 15
69J-82587-00	21 - 18
6E5-82588-00	24 - 19
61A-82588-01	26 - 16
6P2-82588-10	3 - 52
6P2-82589-10	21 - 6
6P2-8258A-00	10 - 23
61B-8258A-01	44 - 19
688-8258A-20	40 - 54
704-82590-10	41 - 63
6P2-82590-61	21 - 1
703-82591-00	40 - 59
703-82592-00	40 - 60
6P2-82594-00	24 - 57
704-82594-00	41 - 34
60V-8259F-00	26 - 14
69J-8259F-00	26 - 15
6P2-8259M-10	20 - 41
6R5-83383-00	44 - 8
703-83383-11	40 - 56
6YC-83512-00	42 - 2
6Y8-83553-01	42 - 13
6E5-83558-00	31 - 39
6Y8-8356N-01	42 - 6
6P2-83597-00	3 - 55
69J-83614-10	21 - 19
6P2-83635-00	19 - 19
6AW-83651-00	3 - 54

PART NO. N° PIECES	REF. NO.
6P2-83652-00	47 - 3
6AW-8366B-01	22 - 1
	45 - 2
63P-8366C-00	46 - 2
	45 - 3
	46 - 3
60V-8366D-00	22 - 2
	45 - 5
69J-8366G-02	24 - 52
69J-83672-11	28 - 1
6YC-83710-01	42 - 1
6P2-85075-00	18 - 6
	18 - 9
6Y8-85371-01	42 - 8
6CB-85544-10	20 - 34
689-85547-00	15 - 1
6P2-85580-00	17 - 6
6P2-85722-00	21 - 10
6P2-85780-00	3 - 56
61A-85790-00	18 - 3
63P-85886-00	8 - 31
6P2-85896-00	18 - 5
6P2-85897-00	18 - 8
6AL-8591A-14	19 - 1
6AS-8591A-14	19 - 1
6C5-86120-00	10 - 20
6CB-86120-00	6 - 19
6YC-87278-00	42 - 3
6P2-8A410-01	26 - 37
63P-8A44L0-11	46 - 1
63P-8A44L2-04	45 - 1
K0F-A3741-00	7 - 5
K0F-A3742-00	7 - 6
K0F-A3743-00	7 - 3
K0F-A3751-00	7 - 8
K0F-A3751-10	7 - 8
K0F-A3751-20	7 - 8
K0F-A3751-30	7 - 8
K0F-A3751-40	7 - 8
K0F-A3751-50	7 - 8
K0F-A3751-60	7 - 8
K0F-A3751-70	7 - 8
K0F-A3751-80	7 - 8
K0F-A3751-90	7 - 8
K0F-A3751-A0	7 - 8
K0F-A3751-B0	7 - 8
K0F-A3751-C0	7 - 8
K0F-A3751-D0	7 - 8

NUMERICAL INDEX
INDEX NUMERIQUE

PART NO. N° PIECES	REF. NO.
K0F-A3751-E0	7 - 8
K0F-A3751-F0	7 - 8
K0F-A3751-F0	7 - 8
K0F-A3751-H0	7 - 8
K0F-A3751-J0	7 - 8
K0F-A3751-K0	7 - 8
K0F-A3751-L0	7 - 8
K0F-A3751-M0	7 - 8
K0F-A3751-N0	7 - 8
K0F-A3751-P0	7 - 8
K0F-A3751-R0	7 - 8
K0F-A3751-S0	7 - 8
K0F-A3751-T0	7 - 8
K0F-A3753-00	7 - 8
K0F-A3753-10	7 - 8
K0F-A3753-20	7 - 8
K0F-A3753-30	7 - 8
K0F-A3753-40	7 - 8
K0F-A3753-50	7 - 8
K0F-A3753-60	7 - 8
K0F-A3753-70	7 - 8
6P2-W0001-03	48 - 1
69J-W0001-22	49 - 1
61A-W0078-A3	1 - 20
	49 - 26
6P2-W009A-04-9S	5 - 1
6P2-W009C-04-9S	5 - 9
90101-09M70	38 - 9
90101-12047	27 - 42
90101-12M05	27 - 42
90101-14002	28 - 17
90101-14003	28 - 27
90105-05012	3 - 25
	3 - 61
90105-06035	6 - 21
90105-06M07	5 - 19
90105-06M09	3 - 14
	6 - 18
90105-08049	33 - 67
	35 - 72
90105-10M00	34 - 13
	36 - 13
90109-06M80	3 - 23
	3 - 59
90109-06M81	22 - 4
	24 - 20
	45 - 6
90109-06M82	24 - 5

PART NO. N° PIECES	REF. NO.
90109-06M82	24 - 29
	24 - 38
	24 - 49
90109-06M86	21 - 20
	24 - 22
	24 - 24
	24 - 46
	24 - 53
	24 - 58
	26 - 2
90109-06MA1	17 - 18
90109-08019	26 - 12
90110-06038	8 - 5
90110-06150	5 - 39
	5 - 44
90111-06142	25 - 5
90111-06144	25 - 4
	25 - 9
90116-10027	3 - 12
90119-06025	3 - 48
90119-06027	6 - 13
90119-06122	12 - 11
90119-06126	26 - 40
90119-06M10	33 - 14
	35 - 16
90119-06M17	15 - 13
	31 - 44
90119-06M24	8 - 10
90119-06M35	8 - 24
90119-06M59	10 - 16
	19 - 11
90119-06M92	19 - 15
90119-06M95	20 - 22
90119-06MA3	20 - 6
90119-06MA4	3 - 19
90119-06MA5	20 - 7
90119-06MA6	8 - 12
90119-07001	5 - 7
90119-07234	5 - 8
	5 - 15
90119-07235	5 - 14
90119-08009	3 - 11
90119-08021	5 - 26
	5 - 31
90119-08102	31 - 2
90119-08M14	33 - 33
	35 - 35
	49 - 34

PART NO. N° PIECES	REF. NO.
90119-08M22	24 - 10
90119-08M66	3 - 7
90119-08M91	5 - 25
	5 - 30
90119-10007	31 - 30
90119-10024	27 - 24
	28 - 22
	28 - 32
90119-10050	7 - 21
90119-10M07	7 - 28
90119-10MA2	34 - 6
	36 - 6
90149-05M05	44 - 15
90151-06M02	6 - 11
90152-05003	34 - 10
	36 - 10
90155-10004	5 - 24
	5 - 29
90170-09M05	38 - 10
90170-14M06	38 - 6
90170-16M19	33 - 45
	35 - 47
90171-18M04	34 - 17
	36 - 17
90173-06001	25 - 2
90179-08003	23 - 28
90179-24002	17 - 12
90183-02M03	33 - 56
	35 - 58
90185-05002	34 - 11
	36 - 11
90185-09M01	37 - 6
	38 - 11
90185-14M00	28 - 19
	28 - 28
90185-22M11	27 - 20
90201-02M00	33 - 55
	35 - 57
90201-06068	24 - 36
	24 - 44
90201-08023	33 - 68
	35 - 73
90201-09M02	26 - 35
90201-10M01	7 - 29
90201-10M20	37 - 7
90201-10M76	38 - 8
90201-12426	27 - 44
90201-13M01	27 - 43

PART NO. N° PIECES	REF. NO.
90201-15M58	28 - 18
90201-16015	28 - 24
90201-16016	28 - 15
90201-16M00	33 - 44
	35 - 46
90201-186F1	6 - 15
	48 - 9
90201-22M01	33 - 28
	35 - 30
90201-24014	17 - 11
90201-26M59	27 - 19
90201-31M00	33 - 62
90201-40M00	28 - 6
90202-08M20	26 - 23
90202-28M46	28 - 25
90202-32M19	28 - 14
90202-40M47	28 - 9
90206-14N50	30 - 2
90206-15M18	24 - 33
	24 - 41
90206-22M19	33 - 29
	35 - 31
90249-06M19	27 - 34
90269-05005	24 - 51
90280-04M05	33 - 25
	35 - 27
90280-05015	17 - 10
90340-08002	33 - 7
	35 - 9
90340-14M06	32 - 6
	47 - 1
90340-18M09	6 - 14
90344-51019	5 - 4
	5 - 12
90386-06M12	26 - 25
90386-10M16	27 - 32
90386-12069	26 - 11
90386-15M73	24 - 32
	24 - 40
90386-18M14	27 - 40
	29 - 24
90386-18M63	27 - 39
90386-25M31	27 - 18
90386-39M89	28 - 7
90386-90M90	26 - 34
90387-06037	31 - 11
90387-06044	19 - 13

PART NO. N° PIECES	REF. NO.
90387-06119	19 - 10
	20 - 21
90387-06263	32 - 9
90387-06289	10 - 18
	15 - 15
90387-06M26	21 - 7
90387-08M37	24 - 12
90387-10M05	27 - 35
90387-10M61	37 - 3
90430-05002	3 - 26
	3 - 62
	48 - 12
90430-06M03	5 - 20
90430-08003	1 - 18
	33 - 9
	35 - 11
	49 - 14
90430-14115	45 - 4
	46 - 4
	47 - 2
90430-14M09	1 - 17
	32 - 7
	49 - 12
90445-07010	31 - 41
90445-07017	45 - 8
90445-07046	31 - 41
90445-09040	9 - 1
90445-09041	9 - 12
90445-09097	9 - 14
90445-09220	9 - 15
90445-09224	9 - 13
90445-09304	9 - 32
90445-11028	25 - 17
90445-11182	2 - 17
90445-11699	2 - 16
90445-11M27	2 - 15
90445-11M47	25 - 11
90445-13511	15 - 3
90446-10M01	9 - 9
90447-07002	22 - 5
90447-07013	45 - 9
90447-13009	25 - 12
90462-08026	20 - 38
90462-08032	18 - 10
90462-20001	24 - 21
90464-06001	17 - 5
90464-09010	26 - 20
90464-09013	9 - 26

PART NO. N° PIECES	REF. NO.
90464-09M47	24 - 25
90464-10M57	21 - 16
90464-11121	19 - 5
90464-12009	14 - 16
	15 - 19
	15 - 22
90464-12010	14 - 14
	15 - 20
90464-12012	14 - 1
	14 - 17
90464-13249	19 - 6
	19 - 21
90464-14010	21 - 12
90464-18004	11 - 21
	11 - 22
	20 - 12
	24 - 54
	25 - 20
90464-18005	14 - 15
90464-19M45	19 - 4
	21 - 9
90464-20011	8 - 29
90464-20024	15 - 21
90464-20258	24 - 56
90464-21002	9 - 35
90464-23199	19 - 8
90464-60067	9 - 10
	9 - 33
90464-99004	8 - 23
90465-06M86	26 - 19
90465-08M83	27 - 15
	27 - 22
90465-11M10	3 - 57
	8 - 30
	9 - 4
	9 - 11
	9 - 27
	9 - 28
	9 - 29
	9 - 31
	15 - 5
	15 - 18
	15 - 23
	15 - 23
	22 - 3
	24 - 14
	25 - 18
	26 - 18

NUMERICAL INDEX
INDEX NUMERIQUE

PART NO. N° PIECES	REF. NO.
90465-11M10	27 - 21
	31 - 40
	31 - 40
	45 - 7
90465-11M59	3 - 32
90465-13M18	8 - 20
	20 - 15
	20 - 18
	21 - 13
90465-14M66	19 - 7
	20 - 19
	21 - 5
	21 - 8
90467-08M18	5 - 46
	9 - 30
	9 - 36
	47 - 6
90467-09M03	9 - 5
90467-09M09	9 - 37
90468-18008	26 - 6
	26 - 24
	26 - 42
90480-10M23	10 - 17
90480-12314	17 - 17
90480-14018	15 - 14
90480-14M17	25 - 6
90480-22M81	24 - 11
90501-10M77	33 - 57
	35 - 59
90501-11M10	33 - 17
	35 - 19
90501-12082	26 - 29
90506-16003	27 - 37
90506-18M40	24 - 47
90508-20020	26 - 13
90560-12M01	37 - 4
91318-05025	29 - 59
91318-05040	29 - 64
91490-20015	26 - 36
91490-40030	34 - 18
	36 - 18
91690-30010	26 - 4
	26 - 31
91690-30020	27 - 36
91690-40010	6 - 12
91809-08006	5 - 6
	5 - 13
91814-18002	3 - 4

PART NO. N° PIECES	REF. NO.
92780-06020	41 - 29
92903-05100	44 - 13
92903-08100	20 - 46
92990-05100	44 - 17
92990-05300	41 - 37
92990-05600	44 - 18
92990-06100	2 - 6
92990-06300	41 - 48
92990-08600	40 - 38
92990-10600	18 - 4
92990-18200	34 - 16
	36 - 16
	28 - 20
	28 - 29
93101-28M16	33 - 35
	35 - 37
	49 - 21
	33 - 65
	35 - 70
	49 - 23
93101-30M17	7 - 23
93102-38008	48 - 19
93102-63004	4 - 3
93106-09014	48 - 18
	33 - 13
	35 - 15
	49 - 16
	29 - 5
	29 - 51
	29 - 48
	26 - 33
	30 - 18
	37 - 9
	29 - 22
	3 - 39
	48 - 15
	8 - 26
	32 - 21
	48 - 22
	3 - 50
	48 - 23
	3 - 38
	32 - 18
	48 - 14
	3 - 41
	48 - 16
93210-28543	31 - 9
	49 - 2

PART NO. N° PIECES	REF. NO.
93210-347A1	31 - 8
	49 - 3
93210-35321	28 - 8
93210-37160	33 - 21
	35 - 23
	49 - 18
	49 - 29
93210-55M14	33 - 39
	35 - 41
	49 - 22
93210-64488	33 - 12
	35 - 14
	49 - 15
93210-66001	30 - 15
93210-86M38	33 - 20
	35 - 22
	49 - 17
	49 - 28
93211-04384	33 - 66
	35 - 71
	49 - 24
93306-210U0	33 - 60
93311-83280	33 - 3
	35 - 3
93315-43061	33 - 64
	35 - 69
93315-660W3	35 - 5
93317-330U2	33 - 36
	35 - 38
93332-00048	35 - 62
93332-000W1	33 - 4
93341-440U5	35 - 64
93341-670V0	35 - 6
93341-93020	33 - 38
	35 - 40
93399-999T6	30 - 3
93410-18M05	27 - 41
93410-37M04	28 - 11
93420-36M01	31 - 36
93430-06024	40 - 12
	41 - 6
93501-04011	33 - 58
	35 - 60
93501-04M02	26 - 28
93501-08001	29 - 47
93503-16003	29 - 37
93505-32038	29 - 13
	29 - 34

PART NO. N° PIECES	REF. NO.
93604-35236	29 - 60
93605-10108	7 - 10
	7 - 12
	7 - 14
	7 - 16
93606-12019	3 - 3
	3 - 10
	31 - 43
	33 - 32
	35 - 34
	49 - 33
93606-19M23	31 - 24
93608-12M05	34 - 4
	36 - 4
93608-16M16	31 - 5
	31 - 14
	31 - 31
	32 - 5
93700-06M01	26 - 10
93700-06M03	27 - 14
	27 - 26
93700-09M00	33 - 69
	35 - 74
94702-00400	1 - 6
	5 - 47
95303-05700	44 - 14
95333-08600	20 - 45
95380-05600	40 - 9
	41 - 22
	44 - 16
95380-06600	2 - 7
	40 - 43
	41 - 38
95380-12600	27 - 45
95380-14700	38 - 7
95780-10300	28 - 4
95812-06025	32 - 11
95895-06010	31 - 38
95895-06016	32 - 22
97003-05012	44 - 12
97095-06010	27 - 29
97095-06012	31 - 34
97095-06020	24 - 35
	24 - 43
97095-08016	20 - 44
97380-05025	40 - 10
97380-06018	41 - 19
97380-08030	40 - 37



FLOOD MARINE SERVICES
downloaded from www.yamahaoutboardparts.co.uk

PART NO. N° PIECES	REF. NO.
97513-06525	20 - 25
97513-08545	23 - 27
97575-06516	8 - 7
	8 - 9
97575-06535	26 - 30
97575-06540	32 - 17
97575-08535	31 - 23
	32 - 4
97575-08540	5 - 21
	8 - 1
	8 - 11
97575-08560	32 - 3
97575-08590	31 - 17
97575-10535	31 - 4
97575-10545	31 - 3
97595-06510	27 - 6
97595-06512	18 - 11
	20 - 9
97595-06514	15 - 16
	27 - 23
97595-06516	2 - 9
	20 - 39
97595-06520	45 - 11
	3 - 42
	18 - 2
	18 - 7
	19 - 2
	19 - 22
	31 - 12
	3 - 27
	3 - 36
	27 - 4
97595-06530	5 - 32
	5 - 37
	5 - 42
	47 - 4
97595-06535	21 - 11
	26 - 8
97595-06610	20 - 24
97595-06616	20 - 27
	20 - 40
97595-06620	8 - 27
97595-06635	17 - 9
97595-08516	20 - 16
97595-08520	20 - 14
	33 - 71
	35 - 76
97595-08525	33 - 41



FLOOD MARINE SERVICES
downloaded from www.yamahaoutboardparts.co.uk

NUMERICAL INDEX
INDEX NUMERIQUE

PART NO. N° PIECES	REF. NO.	PART NO. N° PIECES	REF. NO.
97595-08525	35 - 43		
97595-10645	34 - 5		
	36 - 5		
97607-04208	5 - 35		
97780-50620	20 - 37		
97780-60520	25 - 19		
97780-60620	19 - 18		
	19 - 20		
97885-06010	27 - 10		
	27 - 13		
97890-05016	41 - 73		
97890-05025	41 - 15		
97890-06018	41 - 47		
97980-05312	17 - 7		
97980-06216	31 - 46		
97985-04116	26 - 17		
97985-06210	17 - 14		
97985-06212	27 - 8		
	27 - 16		
97985-06216	28 - 2		
98507-04008	13 - 35		
98580-04006	40 - 40		
98780-04015	20 - 11		
98780-04016	3 - 17		
	6 - 10		
98780-05018	41 - 32		
99001-08600	33 - 16		
	35 - 18		
99002-03600	29 - 40		
99530-08012	17 - 8		
99530-10114	8 - 2		
99530-14016	5 - 23		
	5 - 28		
	7 - 27		



FLOOD MARINE SERVICES
downloaded from www.yamahaoutboardparts.co.uk



FLOOD MARINE SERVICES
downloaded from www.yamahaoutboardparts.co.uk



FLOOD MARINE SERVICES
downloaded from www.yamahaoutboardparts.co.uk



FLOOD MARINE SERVICES
downloaded from www.yamahaoutboardparts.co.uk



FLOOD MARINE SERVICES
downloaded from www.yamahaoutboardparts.co.uk



FLOOD MARINE SERVICES
downloaded from www.yamahaoutboardparts.co.uk