

**PARTS  
CATALOGUE  
CATALOGUE  
DE PIECES DETACHEES**

**F200CET'16 ( 6ALC )**

**F225BET'16 ( 6ASB )**

**FL200CET'16 ( 6AMC )**

**FL225BET'16 ( 6ATB )**



1Q6AL-300FA

( )

2020/11/2

| NEWS NO.      | DATE        | COMMENT  |
|---------------|-------------|--|
| PE0-OM-200014 | Nov.,2,2020 | MOD:F(L)200C/F(L)225B CYLINDER&CRANKCASE 1 LIST REVISION |

F200CET/F225BET  
FL200CET/FL225BET  
PARTS CATALOGUE  
©2016 by Yamaha Motor Co., Ltd.  
1st edition, March 2016  
All rights reserved.  
Any reprinting or unauthorized use  
without the written permission of  
Yamaha Motor Co., Ltd.  
is expressly prohibited.  
Printed in Japan.

F200CET/F225BET  
FL200CET/FL225BET  
CATALOGUE DE PIECES DETACHEES  
©2016 par Yamaha Motor Co., Ltd.  
1<sup>re</sup> édition, mars 2016  
Tous droits réservés  
Toute réimpression ou utilisation  
non autorisée sans la permission écrite  
de la Yamaha Motor Co., Ltd.  
est formellement interdite.  
Imprimé au Japon

# FOREWORD

This Parts Catalogue is related to the parts for the model(s) on the cover page. When you are ordering replacement parts, please refer to this Parts Catalogue and quote both part numbers and part names correctly.

1. Modifications or additions which have been made after the issue of the Parts Catalogue will be announced in the Parts News. It is advisable that you make the necessary corrections to the Parts Catalogue according to the Parts News.

2. Abbreviations  
The following abbreviations are used in this Parts Catalogue.

- “UR” Use specified parts number.
- “UN” Use as many as needed.
- “AP” Alternate Parts
- “LM” Locally Made (Parts need to be ordered locally)
- “F#” Frame No. (Applicable machine No.)
- “O/S” Over Size

3. The number of components for assembly

- Parts, which are to be supplied in an assembly, are listed with a dot (.) in front of the part name as shown below.
- The numeral appearing to the right of each component part indicates the quantity of parts for each assembly unit.

| PART NO.     | DESCRIPTION              | Q'TY | REMARKS |
|--------------|--------------------------|------|---------|
| 2F5-83310-60 | FRONT FLASHER LIGHT ASSY | 2    |         |
| 115-83311-60 | .BULB (6V-18W)           | 1    |         |

4. Applicable colours of graphics are represented in the “REMARKS” as shown below.

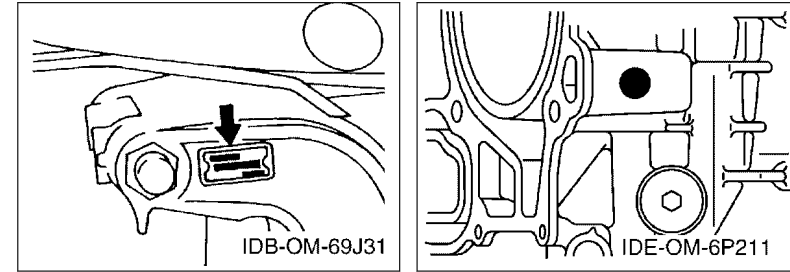
| PART NO.        | DESCRIPTION         | Q'TY | REMARKS |
|-----------------|---------------------|------|---------|
| 2N4-24110-00-X5 | FUEL TANK COMP.     | 2    | MXR     |
| 3J1-24240-10    | .GRAPHIC, FUEL TANK | 1    | FOR MXR |

5. Note that the illustrations for reference in finding parts numbers are not to be used for assembling. When assembling, please use the applicable service manual.

6. The asterisk (\*) before a reference number indicates modified items after the first edition.

7. Applicable Serial No.

Engine Serial No.



8. Applicable Engine Starting Serial No.

| Model | Serial No.  | Model  | Serial No.  |
|-------|-------------|--------|-------------|
| F200C | 6AL-1005604 | FL200C | 6AM-1000651 |
| F225B | 6AS-1004400 | FL225B | 6AT-1000420 |

9. Applicable Colour Code

| Abbreviation | Colour Name        | Colour Code |
|--------------|--------------------|-------------|
| DBN1         | DARK BLUISH GRAY 1 | 008D        |

10. Quantity Column Information

| Column No. | Name Of Q'ty Column | Applicable Model |
|------------|---------------------|------------------|
| 1          | 6ALC                | F200CET          |
| 2          | 6ASB                | F225BET          |
| 3          | 6AMC                | FL200CET         |
| 4          | 6ATB                | FL225BET         |

## AVANT-PROPOS

Ce catalogue de pièces détachées concerne les pièces pour le(s) modèle(s) indiqué(s) sur la page de couverture. Lorsque vous commandez des pièces de rechange, veuillez vous référer à ce catalogue de pièces détachées et indiquer clairement les numéros et les noms des pièces détachées.

1. Les modifications ou ajouts ayant été effectués après la parution du catalogue de pièces détachées seront décrits dans les Bulletins d'information concernant les pièces détachées.

Il est recommandé que vous apportiez les corrections nécessaires au catalogue des pièces détachées en vous référant aux Bulletins d'information.

2. Abréviations

Dans ce catalogue, les abréviations suivantes sont utilisées:

“UR” Utiliser le numéro de pièces spécifié.

“UN” Utiliser autant que nécessaire.

“AP” Pièces de substitution

“LM” Fabrication locale (les pièces doivent être commandées localement.)

“F#” N° de cadre (applicable au N° de série)

“O/S” Surdimensionné

3. Nombre de pièces d'un assemblage

- Les pièces fournies comme composants d'un assemblage sont précédées d'un point (.) de la manière indiquée ci-dessous.
- Le chiffre apparaissant à la droite de chaque composant indique la quantité de pièces pour chaque unité d'assemblage.

| N° PIECES    | DESCRIPTION           | QTE | REMARQUES |
|--------------|-----------------------|-----|-----------|
| 2F5-83310-60 | ENS. CLIGNOTANT AVANT | 2   |           |
| 115-83311-60 | .AMPOULE (6V-18W)     | 1   |           |

4. Les couleurs concernant les graphiques sont indiquées dans la colonne “REMARQUES”, comme indiqué ci-dessous.

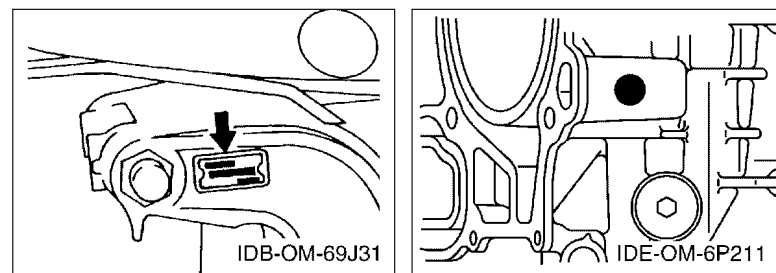
| N° PIECES       | DESCRIPTION          | QTE | REMARQUES |
|-----------------|----------------------|-----|-----------|
| 2N4-24110-00-X5 | RESERVOIR A ESSENCE. | 2   | MXR       |
| 3J1-24240-10    | .GRAPHIQUE           | 1   | POUR MXR  |

5. Veuillez noter que les illustrations sont indiquées à titre de référence pour trouver les numéros de pièces, non pour être utilisées lors de l'assemblage. Lors de l'assemblage, veuillez utiliser le manuel d'entretien adéquat.

6. L'astérisque (\*) placé devant un numéro de référence indique des éléments qui ont été modifiés après la première édition.

7. N° de série applicable

N° de Série du moteur



8. N° de série initial du moteur applicable

| Modèle | N° de série | Modèle | N° de série |
|--------|-------------|--------|-------------|
| F200C  | 6AL-1005604 | FL200C | 6AM-1000651 |
| F225B  | 6AS-1004400 | FL225B | 6AT-1000420 |
|        |             |        |             |
|        |             |        |             |

9. Code couleur applicable

| Abréviation | Nom de la couleur  | Code couleur |
|-------------|--------------------|--------------|
| DBN1        | DARK BLUISH GRAY 1 | 008D         |

10. Informations relatives à la colonne Quantité

| N° de la colonne | Nom de la colonne Qté | Modèle applicable |
|------------------|-----------------------|-------------------|
| 1                | 6ALC                  | F200CET           |
| 2                | 6ASB                  | F225BET           |
| 3                | 6AMC                  | FL200CET          |
| 4                | 6ATB                  | FL225BET          |
|                  |                       |                   |

# CONTENTS

|                                  |    |
|----------------------------------|----|
| SCHEDULED SERVICE PARTS.....     | 1  |
| TOP COWLING.....                 | 2  |
| CYLINDER & CRANKCASE 1.....      | 4  |
| CRANKSHAFT & PISTON.....         | 7  |
| CYLINDER & CRANKCASE 2.....      | 8  |
| CYLINDER & CRANKCASE 3.....      | 10 |
| VALVE.....                       | 11 |
| INTAKE 1.....                    | 14 |
| INTAKE 2.....                    | 16 |
| THROTTLE BODY ASSY 1.....        | 18 |
| THROTTLE BODY ASSY 2.....        | 19 |
| THROTTLE BODY ASSY 3.....        | 20 |
| FUEL INJECTION PUMP 1.....       | 21 |
| FUEL INJECTION PUMP 2.....       | 23 |
| FUEL 1.....                      | 24 |
| FUEL 2.....                      | 26 |
| GENERATOR.....                   | 27 |
| ELECTRICAL 1.....                | 28 |
| ELECTRICAL 2.....                | 29 |
| ELECTRICAL 3.....                | 30 |
| ELECTRICAL 4.....                | 33 |
| ELECTRICAL 5.....                | 34 |
| STARTING MOTOR.....              | 35 |
| BOTTOM COWLING 1.....            | 37 |
| BOTTOM COWLING 2.....            | 40 |
| CONTROL.....                     | 41 |
| BRACKET 1.....                   | 43 |
| BRACKET 2.....                   | 45 |
| POWER TRIM & TILT ASSY 1.....    | 47 |
| POWER TRIM & TILT ASSY 2.....    | 50 |
| UPPER CASING.....                | 51 |
| OIL PAN.....                     | 53 |
| LOWER CASING & DRIVE 1.....      | 54 |
| LOWER CASING & DRIVE 2.....      | 58 |
| LOWER CASING & DRIVE 3.....      | 60 |
| LOWER CASING & DRIVE 4.....      | 64 |
| STEERING GUIDE ATTACHMENT 1..... | 66 |
| STEERING GUIDE ATTACHMENT 2..... | 67 |
| REMOTE CONTROL BOX.....          | 68 |
| REMOTE CONTROL ASSY 1.....       | 69 |

|                            |    |
|----------------------------|----|
| REMOTE CONTROL ASSY 2..... | 72 |
| OPTIONAL PARTS 1.....      | 75 |
| OPTIONAL PARTS 2.....      | 76 |
| OPTIONAL PARTS 3.....      | 77 |
| OPTIONAL PARTS 4.....      | 78 |
| OPTIONAL PARTS 5.....      | 79 |
| OPTIONAL PARTS 6.....      | 80 |
| REPAIR KIT 1.....          | 81 |
| REPAIR KIT 2.....          | 82 |

## INDEX

|                      |    |
|----------------------|----|
| NUMERICAL INDEX..... | 84 |
|----------------------|----|

# TABLE DES MATIERES

|                                     |    |
|-------------------------------------|----|
| PIECES MAINTENANCE PERIODIQUE.....  | 1  |
| CAPOT SUPERIEUR.....                | 2  |
| CYLINDRE & CARTER 1.....            | 4  |
| VILEBREQUIN & PISTON.....           | 7  |
| CYLINDRE & CARTER 2.....            | 8  |
| CYLINDRE & CARTER 3.....            | 10 |
| SOUPAPE.....                        | 11 |
| ADMISSION 1.....                    | 14 |
| ADMISSION 2.....                    | 16 |
| CARTER D'ACCELERATEUR 1.....        | 18 |
| CARTER D'ACCELERATEUR 2.....        | 19 |
| CARTER D'ACCELERATEUR 3.....        | 20 |
| POMPE A INJECTEUR 1.....            | 21 |
| POMPE A INJECTEUR 2.....            | 23 |
| CARBURANT 1.....                    | 24 |
| CARBURANT 2.....                    | 26 |
| GENERATRICE.....                    | 27 |
| PARTIE ELECTRIQUE 1.....            | 28 |
| PARTIE ELECTRIQUE 2.....            | 29 |
| PARTIE ELECTRIQUE 3.....            | 30 |
| PARTIE ELECTRIQUE 4.....            | 33 |
| PARTIE ELECTRIQUE 5.....            | 34 |
| DEMARREUR ELECTRIQUE.....           | 35 |
| CAPOT INFERIEUR 1.....              | 37 |
| CAPOT INFERIEUR 2.....              | 40 |
| COMMANDE.....                       | 41 |
| SUPPORT 1.....                      | 43 |
| SUPPORT 2.....                      | 45 |
| PUISSANCE PARER ET INCLINER 1.....  | 47 |
| PUISSANCE PARER ET INCLINER 2.....  | 50 |
| FOURREAU.....                       | 51 |
| VENTILATEUR D'HUILE.....            | 53 |
| BOITIER D'HELICE TRANSMISSION1..... | 54 |
| BOITIER D'HELICE TRANSMISSION2..... | 58 |
| BOITIER D'HELICE TRANSMISSION3..... | 60 |
| BOITIER D'HELICE TRANSMISSION4..... | 64 |
| DIRECTION GUIDE ACCESSOIRE 1.....   | 66 |
| DIRECTION GUIDE ACCESSOIRE 2.....   | 67 |
| BOITIER DE COMMANDE A DISTANCE..... | 68 |
| BOITIER DE COMMANDE A DISTANCE..... | 69 |

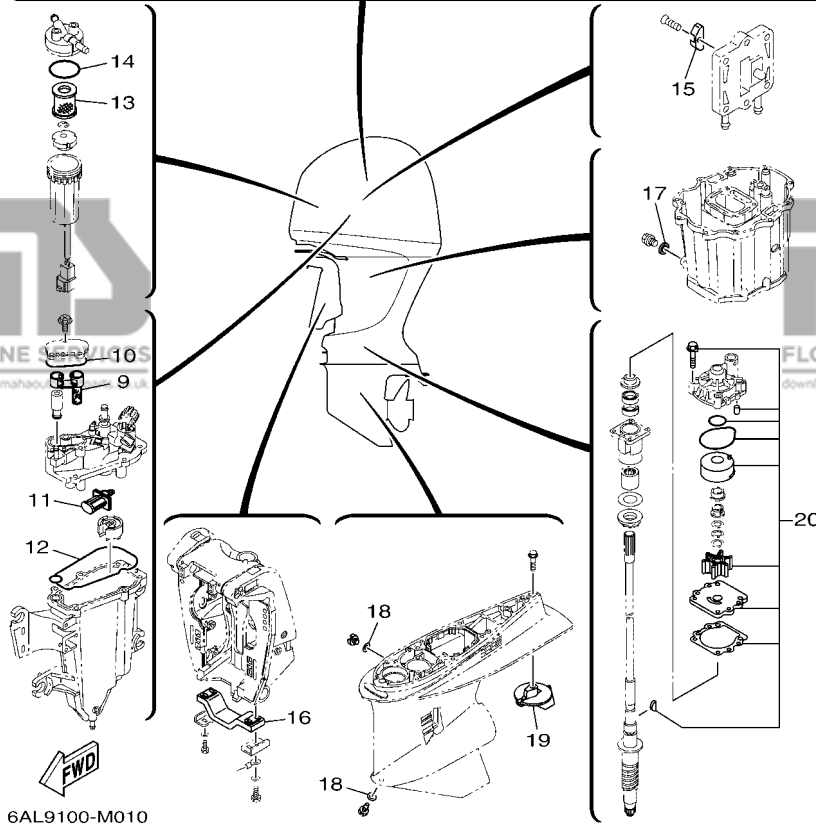
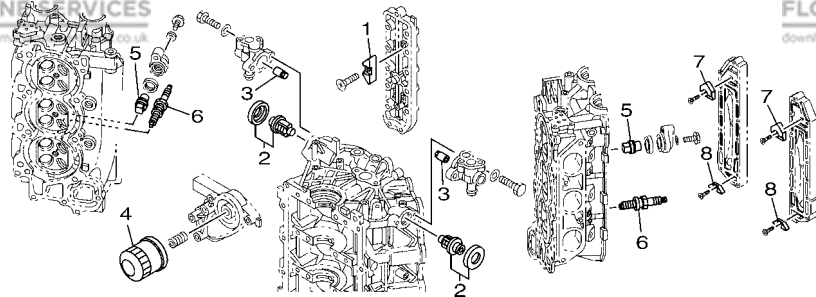
|                                     |    |
|-------------------------------------|----|
| BOITIER DE COMMANDE A DISTANCE..... | 72 |
| PIECES OPTIONNELLES 1.....          | 75 |
| PIECES OPTIONNELLES 2.....          | 76 |
| PIECES OPTIONNELLES 3.....          | 77 |
| PIECES OPTIONNELLES 4.....          | 78 |
| PIECES OPTIONNELLES 5.....          | 79 |
| PIECES OPTIONNELLES 6.....          | 80 |
| KITS DE REPARATION 1.....           | 81 |
| KITS DE REPARATION 2.....           | 82 |

## INDEX

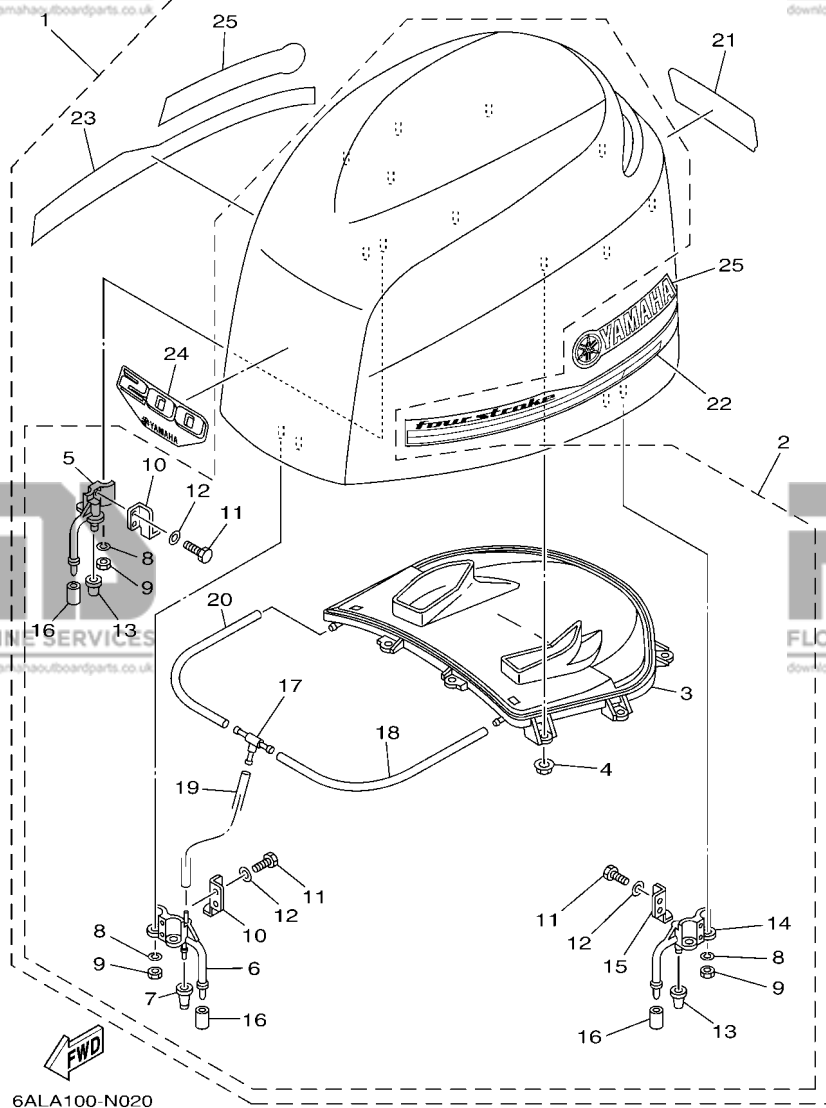
|                      |    |
|----------------------|----|
| INDEX NUMERIQUE..... | 84 |
|----------------------|----|

**FIG. 1 SCHEDULED SERVICE PARTS**

**PIECES MAINTENANCE PERIODIQUE**



| REF. NO. | PART NO. N° PIECES | DESCRIPTION DESCRIPTION                                       | 6ALC | 6ASB | 6AMC | 6ATB | REMARKS REMARQUES |
|----------|--------------------|---|------|------|------|------|-------------------|
| 1        | 6E5-11325-00       | ANODE<br>ANODE  | 4    | 4    | 4    | 4    |                   |
| 2        | 67F-12411-01       | THERMOSTAT<br>THERMOSTAT                                      | 2    | 2    | 2    | 2    |                   |
| 3        | 6P3-11325-00       | ANODE<br>ANODE  | 2    | 2    | 2    | 2    |                   |
| 4        | 69J-13440-03       | ELEMENT ASSY, OIL CLEANER<br>ELEMENT, FILTRE A HUILE          | 1    | 1    | 1    | 1    |                   |
| 5        | 67F-11325-01       | ANODE<br>ANODE  | 4    | 4    | 4    | 4    |                   |
| 6        | 94702-00400        | PLUG, SPARK (NGK LFR6A-11)<br>BOUGIE D'ALLUMAGE(NGK LFR6A-11) | 6    | 6    | 6    | 6    |                   |
| 7        | 6P2-11325-00       | ANODE<br>ANODE  | 2    | 2    | 2    | 2    |                   |
| 8        | 6E5-11325-00       | ANODE<br>ANODE  | 2    | 2    | 2    | 2    |                   |
| 9        | 6CB-24501-01       | FILTER, FUEL<br>FILTRE  | 1    | 1    | 1    | 1    |                   |
| 10       | 6CB-13016-00       | O-RING<br>JOINT TORIQUE                                       | 1    | 1    | 1    | 1    |                   |
| 11       | 63P-13915-00       | FILTER<br>FILTRE  | 1    | 1    | 1    | 1    |                   |
| 12       | 6CB-14984-00       | GASKET, FLOAT CHAMBER<br>JOINT, CUVE DE FLOTTEUR              | 1    | 1    | 1    | 1    |                   |
| 13       | 6P3-24563-01       | ELEMENT, FILTER<br>ELEMENT, FILTRE                            | 1    | 1    | 1    | 1    |                   |
| 14       | 6P3-24564-00       | GASKET<br>JOINT   | 1    | 1    | 1    | 1    |                   |
| 15       | 6E5-11325-00       | ANODE<br>ANODE  | 1    | 1    | 1    | 1    |                   |
| 16       | 6G5-45251-02       | ANODE<br>ANODE  | 1    | 1    | 1    | 1    |                   |
| 17       | 90430-14M09        | GASKET<br>JOINT   | 1    | 1    | 1    | 1    |                   |
| 18       | 90430-08003        | GASKET<br>JOINT   | 2    | 2    | 2    | 2    |                   |
| 19       | 61A-45371-00       | TAB-TRIM<br>ANODE DERIVE                                      | 1    | 1    | 1    | 1    |                   |
| 20       | 61A-W0078-A3       | WATER PUMP REPAIR KIT<br>KIT DE REPARATION DE LA POMPE        | 1    | 1    | 1    | 1    |                   |



6ALA100-N020

**FIG. 2 TOP COWLING**

**CAPOT SUPERIEUR**

| REF. NO. | PART NO. N° PIECES | DESCRIPTION DESCRIPTION                                      | 6ALC | 6ASB | 6AMC | 6ATB | REMARKS REMARQUES |
|----------|--------------------|--|------|------|------|------|-------------------|
| 1        | 6AL-42610-20       | TOP COWLING ASSY<br>CAPOT (ENS.)                             | 1    |      | 1    |      |                   |
|          | 6AS-42610-20       | TOP COWLING ASSY<br>CAPOT (ENS.)                             |      | 1    |      | 1    |                   |
| 2        | 6P2-4261A-00       | .TOP COWLING W/O GRAPHICS<br>.CAPOT SUPERIEUR SANS GRAPHIQUE | 1    | 1    | 1    | 1    |                   |
| 3        | 6P2-42613-00       | .MOLDING, AIR DUCT<br>.MANCHON A AIR                         | 1    | 1    | 1    | 1    |                   |
| 4        | 90179-06M28        | .NUT<br>.ECROU   | 9    | 9    | 9    | 9    |                   |
| 5        | 68F-42647-01       | .HOLDER, CLAMP BAND<br>.SUPPORT, SANDOW DE SERRAGE           | 1    | 1    | 1    | 1    |                   |
| 6        | 69J-42647-01       | .HOLDER, CLAMP BAND<br>.SUPPORT, SANDOW DE SERRAGE           | 1    | 1    | 1    | 1    |                   |
| 7        | 69J-42663-00       | .DAMPER<br>.AMORTISSEUR                                      | 1    | 1    | 1    | 1    |                   |
| 8        | 92990-06100        | .WASHER, SPRING<br>.RONDELLE, GROWER                         | 6    | 6    | 6    | 6    |                   |
| 9        | 95380-06600        | .NUT, HEXAGON<br>.ECROU                                      | 6    | 6    | 6    | 6    |                   |
| 10       | 60V-42651-01       | .HOOK<br>.CROCHET  | 2    | 2    | 2    | 2    |                   |
| 11       | 97095-06016        | .BOLT<br>.BOULON   | 6    | 6    | 6    | 6    |                   |
| 12       | 92995-06600        | .WASHER<br>.RONDELLE   | 6    | 6    | 6    | 6    |                   |
| 13       | 68F-42663-00       | .DAMPER<br>.AMORTISSEUR                                      | 2    | 2    | 2    | 2    |                   |
| 14       | 68F-42648-01       | .HOLDER, CLAMP BAND<br>.SUPPORT, SANDOW DE SERRAGE           | 1    | 1    | 1    | 1    |                   |
| 15       | 60V-42652-00       | .HOOK<br>.CROCHET  | 1    | 1    | 1    | 1    |                   |
| 16       | 67F-13448-00       | .CAP<br>.CAPUCHON  | 3    | 3    | 3    | 3    |                   |
| 17       | 69J-24378-00       | .PIPE, JOINT 3<br>.DURITE RACCORDEMENT 3                     | 1    | 1    | 1    | 1    |                   |
| 18       | 90445-11M27        | .HOSE (L240)<br>.DURITE (L240)                               | 1    | 1    | 1    | 1    |                   |
| 19       | 90445-11699        | .HOSE (L500)<br>.DURITE (L500)                               | 1    | 1    | 1    | 1    |                   |
| 20       | 90445-11182        | .HOSE (L300)<br>.DURITE (L300)                               | 1    | 1    | 1    | 1    |                   |
| 21       | 6AL-42678-10       | .GRAPHIC, REAR<br>.ADHESIF, ARRIERE                          | 1    |      | 1    |      |                   |
|          | 6AS-42678-10       | .GRAPHIC, REAR<br>.ADHESIF, ARRIERE                          |      | 1    |      | 1    |                   |
| 22       | 6AS-42675-00       | .GRAPHIC, SIDE 1<br>.EMBLEME                                 | 1    | 1    | 1    | 1    |                   |
| 23       | 6AS-42676-00       | .GRAPHIC, SIDE 2<br>.EMBLEME                                 | 1    | 1    | 1    | 1    |                   |
| 24       | 6AL-42677-00       | .GRAPHIC, FRONT<br>.ADHESIF, AVANT                           | 1    |      | 1    |      |                   |
|          | 6AS-42677-00       | .GRAPHIC, FRONT<br>.ADHESIF, AVANT                           |      | 1    |      | 1    |                   |

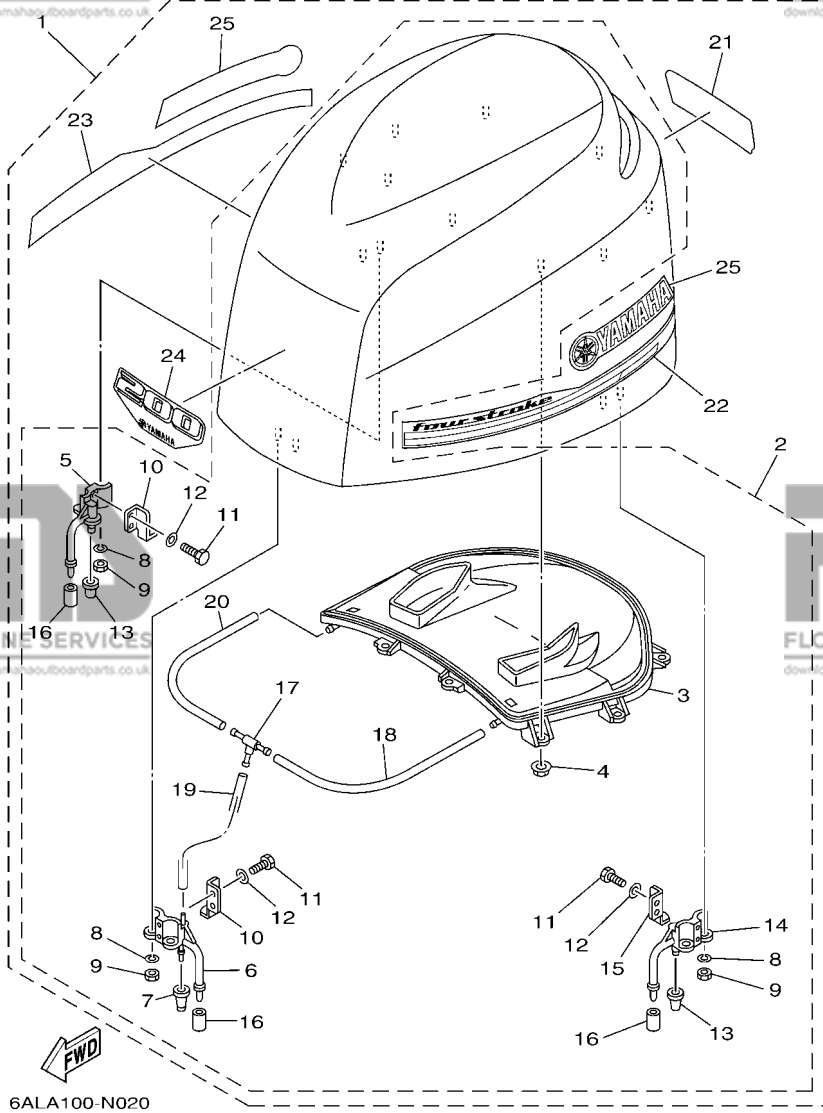


**FIG. 2 TOP COWLING**

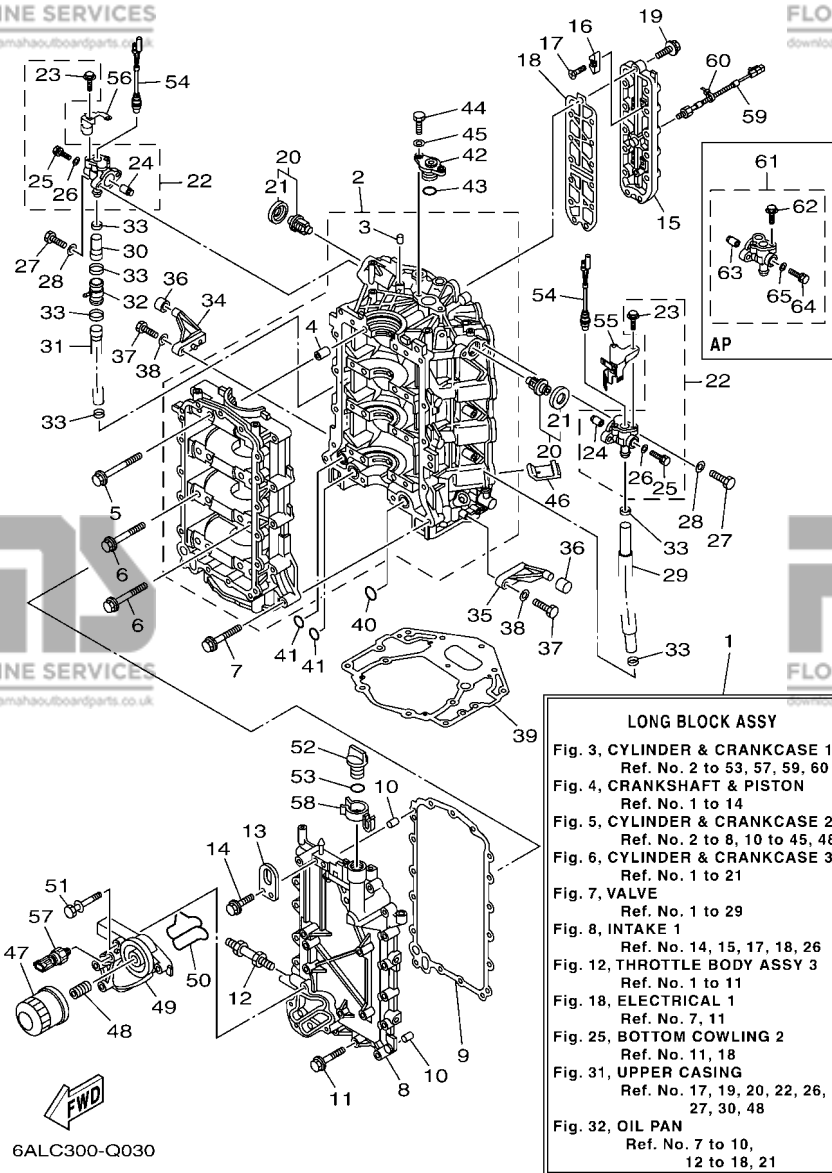
**CAPOT SUPERIEUR**

| REF. NO. | PART NO. N° PIECES | DESCRIPTION DESCRIPTION | 6ALC | 6ASB | 6AMC | 6ATB | REMARKS REMARQUES |
|----------|--------------------|-------------------------|------|------|------|------|-------------------|
|----------|--------------------|-------------------------|------|------|------|------|-------------------|

|    |              |                                   |   |   |   |   |  |
|----|--------------|-----------------------------------|---|---|---|---|--|
| 25 | 63P-42681-20 | .MARK, COWLING<br>.ADHESIF, CAPOT | 2 | 2 | 2 | 2 |  |
|----|--------------|-----------------------------------|---|---|---|---|--|



6ALA100-N020

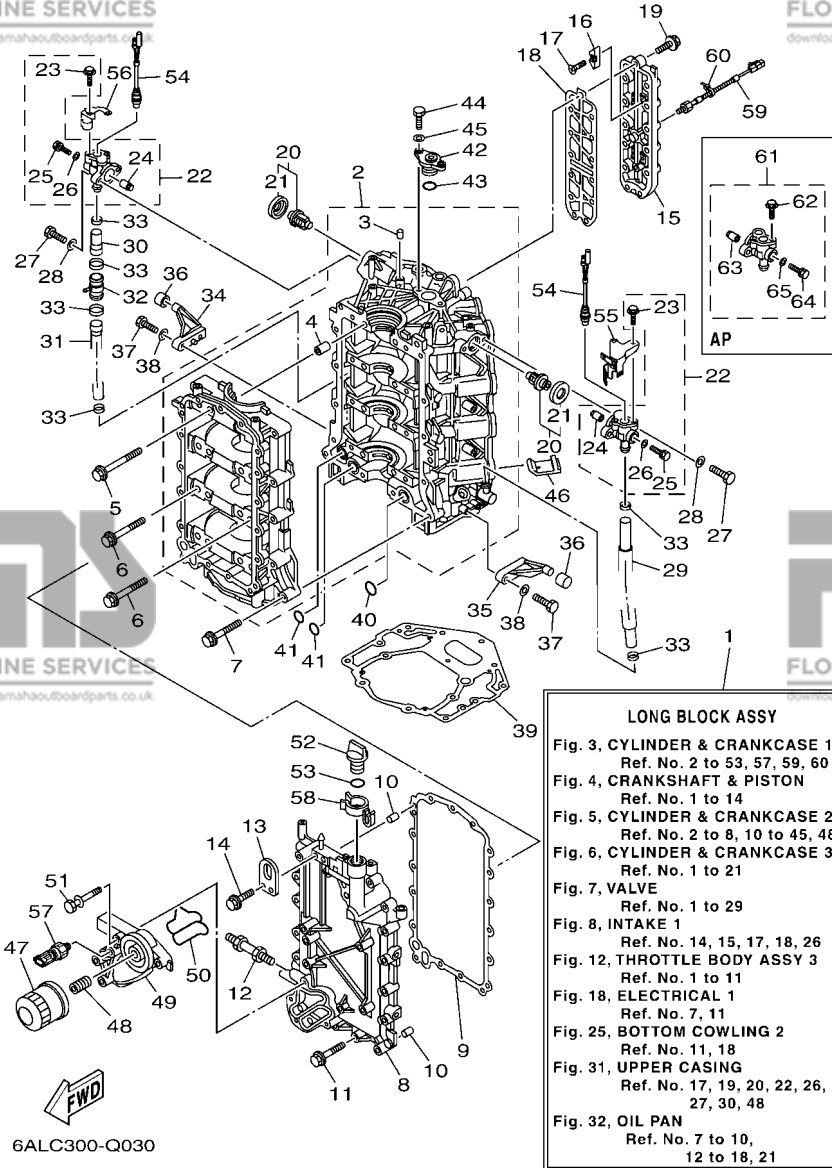


**LONG BLOCK ASSY**  
 Fig. 3, CYLINDER & CRANKCASE 1  
 Ref. No. 2 to 53, 57, 59, 60  
 Fig. 4, CRANKSHAFT & PISTON  
 Ref. No. 1 to 14  
 Fig. 5, CYLINDER & CRANKCASE 2  
 Ref. No. 2 to 8, 10 to 45, 48  
 Fig. 6, CYLINDER & CRANKCASE 3  
 Ref. No. 1 to 21  
 Fig. 7, VALVE  
 Ref. No. 1 to 29  
 Fig. 8, INTAKE 1  
 Ref. No. 14, 15, 17, 18, 26  
 Fig. 12, THROTTLE BODY ASSY 3  
 Ref. No. 1 to 11  
 Fig. 18, ELECTRICAL 1  
 Ref. No. 7, 11  
 Fig. 25, BOTTOM COWLING 2  
 Ref. No. 11, 18  
 Fig. 31, UPPER CASING  
 Ref. No. 17, 19, 20, 22, 26,  
 27, 30, 48  
 Fig. 32, OIL PAN  
 Ref. No. 7 to 10,  
 12 to 18, 21

FIG. 3 CYLINDER & CRANKCASE 1

CYLINDRE & CARTER 1

| REF. NO. | PART NO. N° PIECES | DESCRIPTION DESCRIPTION                                   | 6ALC | 6ASB | 6AMC | 6ATB | REMARKS REMARQUES |
|----------|--------------------|---|------|------|------|------|-------------------|
| 1        | 6P2-11000-01       | LONG BLOCK ASSY<br>SOUS-ASSEMBLEE DU MOTEUR               | 1    | 1    | 1    | 1    |                   |
| 2        | 6P2-15100-10       | CRANKCASE ASSY<br>CARTER DE MOTEUR COMPLET                | 1    | 1    | 1    | 1    |                   |
| 3        | 93606-12019        | .PIN, DOWEL<br>.GOUPILLE                                  | 1    | 1    | 1    | 1    |                   |
| 4        | 91814-18002        | .PIN, DOWEL<br>.GOUJON, D'ASSEMBLAGE                      | 8    | 8    | 8    | 8    |                   |
| 5        | 6P2-15187-00       | BOLT<br>BOULON  | 8    | 8    | 8    | 8    |                   |
| 6        | 6P2-15481-00       | BOLT 1<br>BOULON 1  | 8    | 8    | 8    | 8    |                   |
| 7        | 90119-08M66        | BOLT, WITH WASHER<br>BOULON, AVEC RONDELLE                | 13   | 13   | 13   | 13   |                   |
| 8        | 6P2-15411-01-9S    | COVER, CRANKCASE 1<br>COUVERCLE 1, CARTER MOTEUR          | 1    | 1    | 1    | 1    |                   |
| 9        | 69J-15451-00       | GASKET, CRANKCASE COVER 1<br>JOINT, COUVERCLE DE CARTER 1 | 1    | 1    | 1    | 1    |                   |
| 10       | 93606-12019        | PIN, DOWEL<br>GOUPILLE                                    | 2    | 2    | 2    | 2    |                   |
| 11       | 90119-08009        | BOLT, WITH WASHER<br>BOULON, AVEC RONDELLE                | 17   | 17   | 17   | 17   |                   |
| 12       | 90116-10027        | BOLT, STUD<br>GOUJON                                      | 1    | 1    | 1    | 1    |                   |
| 13       | 69J-11119-00       | HANGER, ENGINE<br>ANNEAU, LEVAGE                          | 1    | 1    | 1    | 1    |                   |
| 14       | 90105-06M09        | BOLT, FLANGE<br>BOULON                                    | 2    | 2    | 2    | 2    |                   |
| 15       | 6P2-1131C-00-9S    | COVER, JOINT<br>COUVERCLE, RACCORDEMENT                   | 1    | 1    | 1    | 1    |                   |
| 16       | 6E5-11325-00       | ANODE<br>ANODE  | 4    | 4    | 4    | 4    |                   |
| 17       | 98780-04016        | SCREW, FLAT HEAD<br>VIS A TETE FRAISEE                    | 4    | 4    | 4    | 4    |                   |
| 18       | 6P2-1131B-00       | GASKET, COVER<br>JOINT, COUVERCLE                         | 1    | 1    | 1    | 1    |                   |
| 19       | 90119-06MA4        | BOLT, WITH WASHER<br>BOULON, AVEC RONDELLE                | 13   | 13   | 13   | 13   |                   |
| 20       | 67F-12411-01       | THERMOSTAT<br>THERMOSTAT                                  | 2    | 2    | 2    | 2    |                   |
| 21       | 67F-12412-00       | .SEAL, THERMOSTAT<br>.JOINT, THERMOSTAT                   | 1    | 1    | 1    | 1    |                   |
| 22       | 6P2-1240H-00-9S    | ANODE ASSY<br>ANODE COMPLET                               | 2    | 2    | 2    | 2    |                   |
| 23       | 90109-06M80        | .BOLT<br>BOULON   | 2    | 2    | 2    | 2    |                   |
| 24       | 6P3-11325-00       | .ANODE<br>.ANODE  | 1    | 1    | 1    | 1    |                   |
| 25       | 90105-05012        | .BOLT, FLANGE<br>BOULON                                   | 1    | 1    | 1    | 1    |                   |
| 26       | 90430-05002        | .GASKET<br>JOINT  | 1    | 1    | 1    | 1    |                   |
| 27       | 97095-06025        | BOLT<br>BOULON  | 4    | 4    | 4    | 4    |                   |



**LONG BLOCK ASSY**  
 Fig. 3, CYLINDER & CRANKCASE 1  
 Ref. No. 2 to 53, 57, 59, 60  
 Fig. 4, CRANKSHAFT & PISTON  
 Ref. No. 1 to 14  
 Fig. 5, CYLINDER & CRANKCASE 2  
 Ref. No. 2 to 8, 10 to 45, 48  
 Fig. 6, CYLINDER & CRANKCASE 3  
 Ref. No. 1 to 21  
 Fig. 7, VALVE  
 Ref. No. 1 to 29  
 Fig. 8, INTAKE 1  
 Ref. No. 14, 15, 17, 18, 26  
 Fig. 12, THROTTLE BODY ASSY 3  
 Ref. No. 1 to 11  
 Fig. 18, ELECTRICAL 1  
 Ref. No. 7, 11  
 Fig. 25, BOTTOM COWLING 2  
 Ref. No. 11, 18  
 Fig. 31, UPPER CASING  
 Ref. No. 17, 19, 20, 22, 26,  
 27, 30, 48  
 Fig. 32, OIL PAN  
 Ref. No. 7 to 10,  
 12 to 18, 21

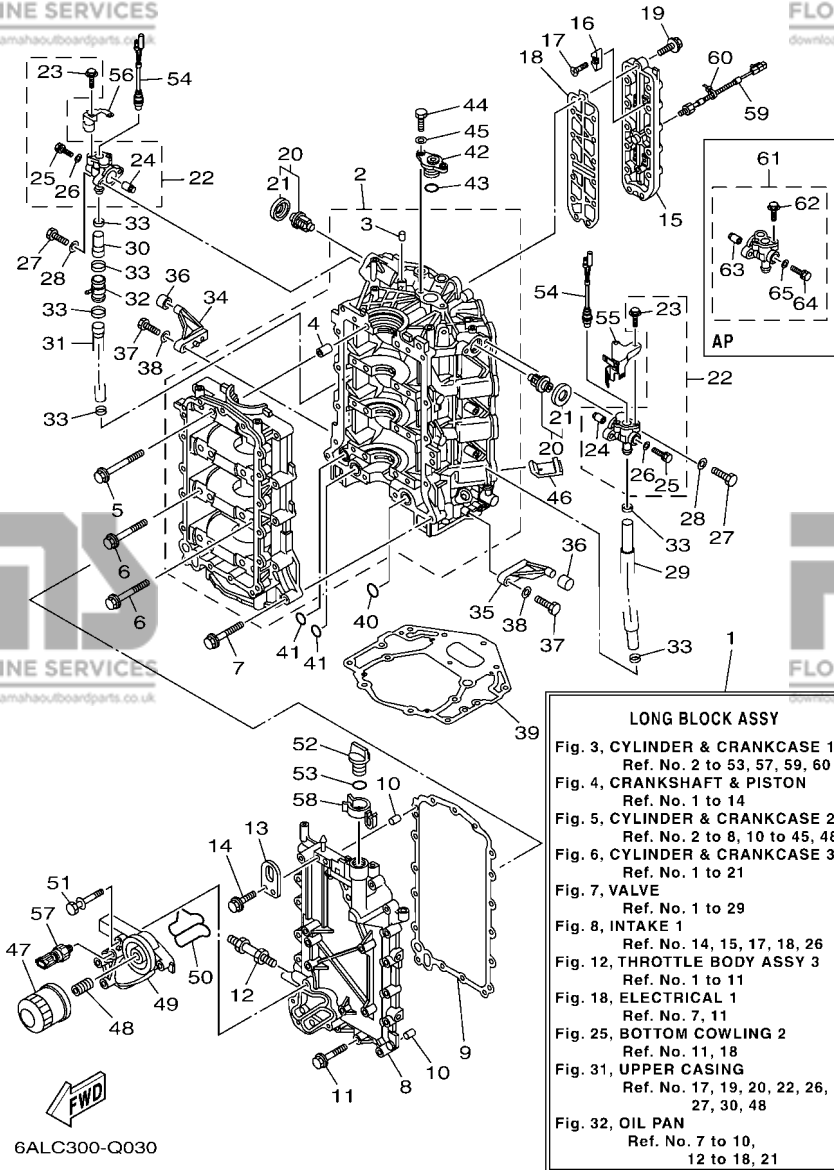
FIG. 3 CYLINDER & CRANKCASE 1

CYLINDRE & CARTER 1

| REF. NO. | PART NO. N° PIECES | DESCRIPTION DESCRIPTION                                    | 6ALC | 6ASB | 6AMC | 6ATB | REMARKS REMARQUES |
|----------|--------------------|--|------|------|------|------|-------------------|
| 28       | 92995-06600        | WASHER RONDELLE  | 4    | 4    | 4    | 4    |                   |
| 29       | 6P2-1243A-00       | HOSE 1 DURITE 1  | 1    | 1    | 1    | 1    |                   |
| 30       | 6P2-1243E-00       | HOSE 2 DURITE 2  | 1    | 1    | 1    | 1    |                   |
| 31       | 6P2-1243F-00       | HOSE,3 DURITE 3  | 1    | 1    | 1    | 1    |                   |
| 32       | 6S1-24378-00       | PIPE, JOINT 3 DURITE RACCORDEMENT 3                        | 1    | 1    | 1    | 1    |                   |
| 33       | 90465-11M59        | CLAMP BRIDE  | 6    | 6    | 6    | 6    |                   |
| 34       | 67F-42761-01       | STOPPER PLAQUETTE  | 1    | 1    | 1    | 1    |                   |
| 35       | 6P2-42761-00       | STOPPER PLAQUETTE  | 1    | 1    | 1    | 1    |                   |
| 36       | 68F-44533-01       | DAMPER, UPPER MOUNT RUBBER COUVERCLE, SUSPENSION INFERIEUR | 2    | 2    | 2    | 2    |                   |
| 37       | 97095-06025        | BOLT BOULON  | 4    | 4    | 4    | 4    |                   |
| 38       | 92995-06600        | WASHER RONDELLE  | 4    | 4    | 4    | 4    |                   |
| 39       | 69J-11351-11       | GASKET, CYLINDER JOINT, D'EMBASE                           | 1    | 1    | 1    | 1    |                   |
| 40       | 93210-25552        | O-RING JOINT TORIQUE                                       | 1    | 1    | 1    | 1    |                   |
| 41       | 93210-19MJ1        | O-RING JOINT TORIQUE                                       | 2    | 2    | 2    | 2    |                   |
| 42       | 69J-11313-00       | PLUG, BLIND PLOT, BORGNE                                   | 1    | 1    | 1    | 1    |                   |
| 43       | 93210-25647        | O-RING JOINT TORIQUE                                       | 1    | 1    | 1    | 1    |                   |
| 44       | 97095-06020        | BOLT BOULON  | 2    | 2    | 2    | 2    |                   |
| 45       | 92995-06600        | WASHER RONDELLE  | 2    | 2    | 2    | 2    |                   |
| 46       | 69J-14664-00       | GROMMET, WATER SHUT PASSE-FIL                              | 2    | 2    | 2    | 2    |                   |
| 47       | 69J-13440-03       | ELEMENT ASSY, OIL CLEANER ELEMENT, FILTRE A HUILE          | 1    | 1    | 1    | 1    |                   |
| 48       | 6S5-12858-00       | BOLT, UNION BOULON, RACCORD                                | 1    | 1    | 1    | 1    |                   |
| 49       | 6P2-13446-00-9S    | CONNECTOR CONNECTEUR                                       | 1    | 1    | 1    | 1    |                   |
| 50       | 6P2-13477-00       | GASKET JOINT   | 1    | 1    | 1    | 1    |                   |
| 51       | 90119-06025        | BOLT, WITH WASHER BOULON, AVEC RONDELLE                    | 5    | 5    | 5    | 5    |                   |
| 52       | 6G8-15363-00       | PLUG, OIL PLOT, HUILE                                      | 1    | 1    | 1    | 1    |                   |
| 53       | 93210-24M79        | O-RING JOINT TORIQUE                                       | 1    | 1    | 1    | 1    |                   |
| 54       | 6P2-82560-01       | THERMO SWITCH ASSY THERMO-CONTACT COMPLET                  | 2    | 2    | 2    | 2    |                   |

FIG. 3 CYLINDER & CRANKCASE 1

CYLINDRE & CARTER 1

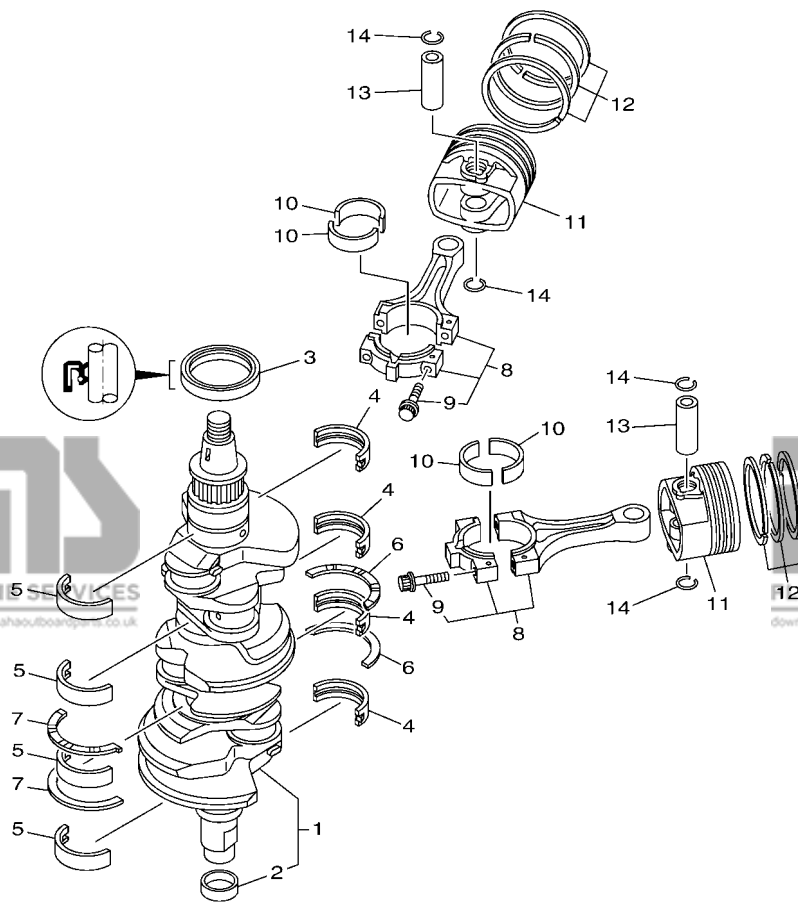


| REF. NO. | PART NO. N° PIECES | DESCRIPTION DESCRIPTION                        | 6ALC | 6ASB | 6AMC | 6ATB | REMARKS REMARQUES |
|----------|--------------------|--|------|------|------|------|-------------------|
| 55       | 6P2-82588-10       | PLATE PLAQUE                                   | 1    | 1    | 1    | 1    |                   |
| 56       | 6P2-82389-10       | PLATE 2 PLAQUETTE 2                            | 1    | 1    | 1    | 1    |                   |
| 57       | 6AW-83651-00       | SENDER, OIL PRESSURE RACCORD, PRESSION D'HUILE | 1    | 1    | 1    | 1    |                   |
| 58       | 6P2-83597-00       | CLAMP COLLIER                                  | 1    | 1    | 1    | 1    |                   |
| 59       | 6P2-85780-00       | SENSOR, KNOCK SONDE DE COGNEMENT               | 1    | 1    | 1    | 1    |                   |
| 60       | 90465-11M10        | CLAMP BRIDE                                    | 1    | 1    | 1    | 1    |                   |
| 61       | 6P3-1240H-00-9S    | ANODE ASSY ANODE COMPLET                       | 1    | 1    | 1    | 1    | AP AP             |
| 62       | 90109-06M80        | .BOLT .BOULON                                  | 2    | 2    | 2    | 2    |                   |
| 63       | 6P3-11325-00       | .ANODE .ANODE                                  | 1    | 1    | 1    | 1    |                   |
| 64       | 90105-05012        | .BOLT, FLANGE .BOULON                          | 1    | 1    | 1    | 1    |                   |
| 65       | 90430-05002        | .GASKET .JOINT                                 | 1    | 1    | 1    | 1    |                   |

**FIG. 4 CRANKSHAFT & PISTON**

**VILEBREQUIN & PISTON**

| REF. NO. | PART NO. N° PIECES | DESCRIPTION DESCRIPTION                                   | 6ALC | 6ASB | 6AMC | 6ATB | REMARKS REMARQUES      |
|----------|--------------------|---|------|------|------|------|------------------------|
| 1        | 6P2-11410-10       | CRANKSHAFT VILEBREQUIN COMPLET                            | 1    | 1    | 1    | 1    |                        |
| 2        | 6CB-11478-00       | .COLLAR COLLERETTE  | 1    | 1    | 1    | 1    |                        |
| 3        | 93102-63004        | OIL SEAL JOINT SPY  | 1    | 1    | 1    | 1    |                        |
| 4        | 6P2-11416-00       | PLANE BEARING, CRANKSHAFT 1 COUSSINET DE VILEBREQUIN 1    | 4    | 4    | 4    | 4    | UR YELLOW<br>UR YELLOW |
|          | 6P2-11416-10       | PLANE BEARING, CRANKSHAFT 1 COUSSINET DE VILEBREQUIN 1    | 4    | 4    | 4    | 4    | UR GREEN<br>UR GREEN   |
|          | 6P2-11416-20       | PLANE BEARING, CRANKSHAFT 1 COUSSINET DE VILEBREQUIN 1    | 4    | 4    | 4    | 4    | UR BLUE<br>UR BLUE     |
| 5        | 6P2-11417-00       | PLANE BEARING, CRANKSHAFT 2 COUSSINET DE VILEBREQUIN 2    | 4    | 4    | 4    | 4    | UR YELLOW<br>UR YELLOW |
|          | 6P2-11417-10       | PLANE BEARING, CRANKSHAFT 2 COUSSINET DE VILEBREQUIN 2    | 4    | 4    | 4    | 4    | UR GREEN<br>UR GREEN   |
|          | 6P2-11417-20       | PLANE BEARING, CRANKSHAFT 2 COUSSINET DE VILEBREQUIN 2    | 4    | 4    | 4    | 4    | UR BLUE<br>UR BLUE     |
| 6        | 6AW-11426-01       | BEARING, THRUST 1 ROULEMENT DE BUTEE 1                    | 2    | 2    | 2    | 2    |                        |
| 7        | 6AW-11427-01       | BEARING, THRUST 2 ROULEMENT DE BUTEE 2                    | 2    | 2    | 2    | 2    |                        |
| 8        | 6P2-11650-00       | CONNECTING ROD ASSY BIELLE COMPLETE                       | 6    | 6    | 6    | 6    |                        |
| 9        | 63P-11654-10       | .BOLT, CONNECTING ROD .BOULON, BIELLE                     | 2    | 2    | 2    | 2    |                        |
| 10       | 6P2-11656-00       | PLANE BEARING, CONNECTING ROD ROULEMENT DE BIELLE         | 12   | 12   | 12   | 12   | UR YELLOW<br>UR YELLOW |
|          | 6P2-11656-10       | PLANE BEARING, CONNECTING ROD ROULEMENT DE BIELLE         | 12   | 12   | 12   | 12   | UR GREEN<br>UR GREEN   |
|          | 6P2-11656-20       | PLANE BEARING, CONNECTING ROD ROULEMENT DE BIELLE         | 12   | 12   | 12   | 12   | UR BLUE<br>UR BLUE     |
| 11       | 6P2-11631-10-93    | PISTON (STD) PISTON (STD)                                 | 6    | 6    | 6    | 6    |                        |
|          | 6P2-11635-10       | PISTON (0.25MM O/S) PISTON (0.25MM O/S)                   | 6    | 6    | 6    | 6    | AP<br>AP               |
| 12       | 63P-11603-01       | PISTON RING SET (STD) JEU DE SEGMENTS (STD)               | 6    | 6    | 6    | 6    |                        |
|          | 63P-11604-00       | PISTON RING SET (0.25MM O/S) JEU DE SEGMENTS (0.25MM O/S) | 6    | 6    | 6    | 6    | AP<br>AP               |
| 13       | 63P-11633-10       | PIN, PISTON AXE, PISTON                                   | 6    | 6    | 6    | 6    |                        |
| 14       | 63P-11634-00       | CLIP, PISTON PIN AGRAFE, AXE DE PISTON                    | 12   | 12   | 12   | 12   |                        |



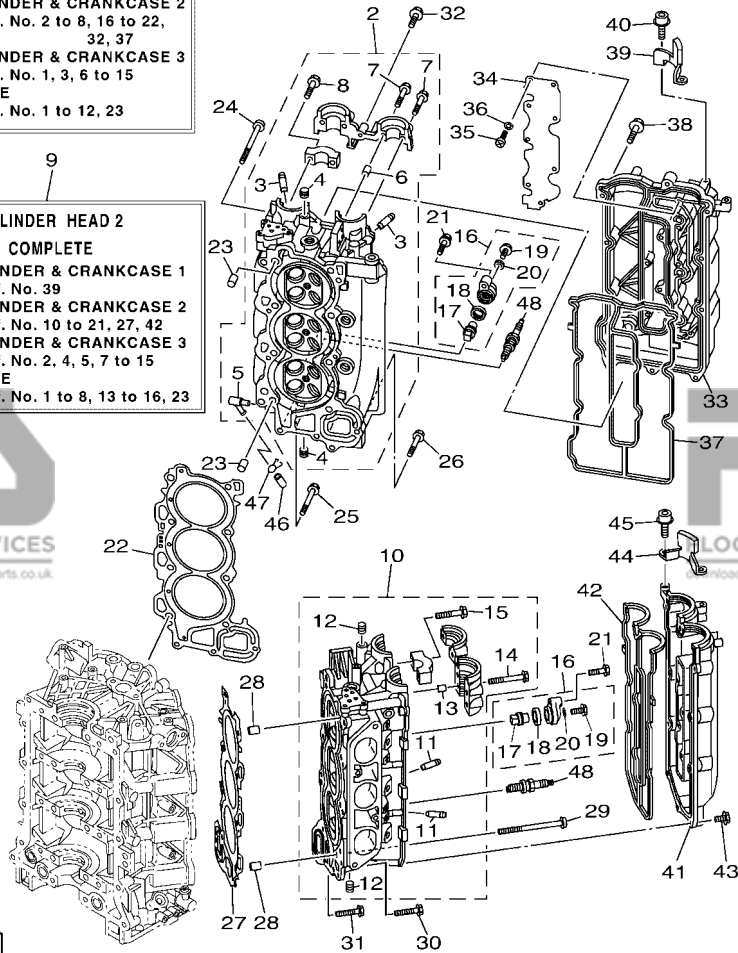
**FWD**  
6ALB100-P040

**CYLINDER HEAD COMPLETE**

Fig. 3, CYLINDER & CRANKCASE 1  
Ref. No. 39  
Fig. 5, CYLINDER & CRANKCASE 2  
Ref. No. 2 to 8, 16 to 22,  
32, 37  
Fig. 6, CYLINDER & CRANKCASE 3  
Ref. No. 1, 3, 6 to 15  
Fig. 7, VALVE  
Ref. No. 1 to 12, 23

**CYLINDER HEAD 2 COMPLETE**

Fig. 3, CYLINDER & CRANKCASE 1  
Ref. No. 39  
Fig. 5, CYLINDER & CRANKCASE 2  
Ref. No. 10 to 21, 27, 42  
Fig. 6, CYLINDER & CRANKCASE 3  
Ref. No. 2, 4, 5, 7 to 15  
Fig. 7, VALVE  
Ref. No. 1 to 8, 13 to 16, 23



6ALB100-P050

**FIG. 5 CYLINDER & CRANKCASE 2**

**CYLINDRE & CARTER 2**

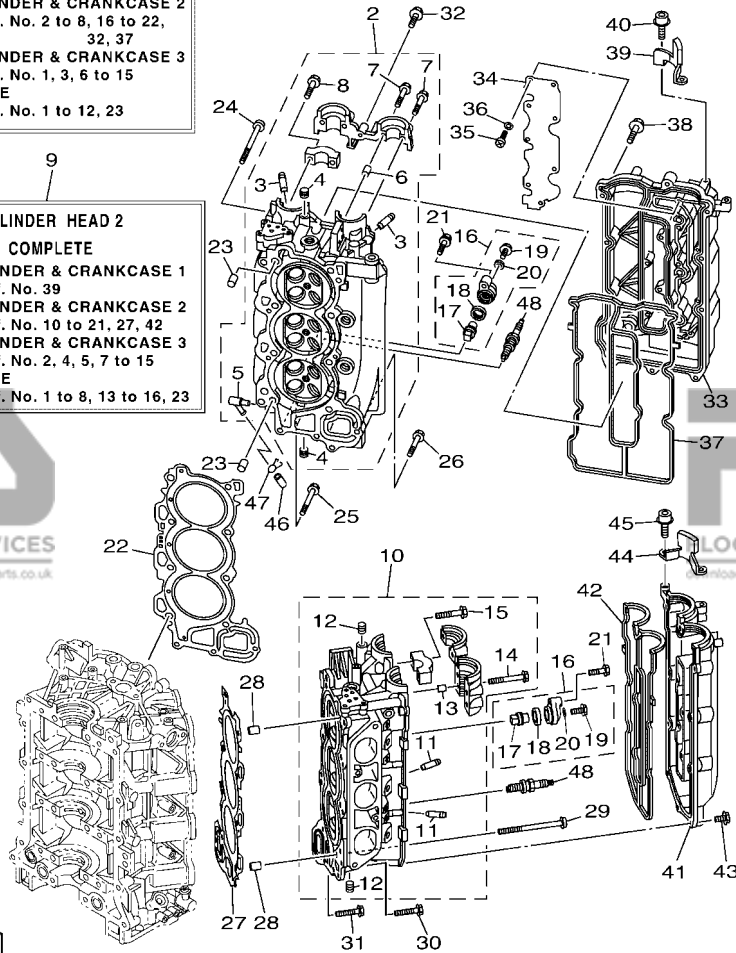
| REF. NO. | PART NO. N° PIECES | DESCRIPTION DESCRIPTION                         | 6ALC | 6ASB | 6AMC | 6ATB | REMARKS REMARQUES |
|----------|--------------------|---|------|------|------|------|-------------------|
| 1        | 6P2-W009A-04-9S    | CYLINDER HEAD COMPLETE CULASSE (ENS.)           | 1    | 1    | 1    | 1    |                   |
| 2        | 6P2-11110-11-9S    | CYLINDER HEAD ASSY JEU DE CULASSE               | 1    | 1    | 1    | 1    |                   |
| 3        | 6S5-11133-10       | .GUIDE, VALVE 1<br>.GUIDE, SOUPAPE 1            | 12   | 12   | 12   | 12   |                   |
| 4        | 90344-51019        | .PLUG, TAPER SCREW<br>.PLOT, FILETE CONIQUE     | 7    | 7    | 7    | 7    |                   |
| 5        | 676-11372-00       | .NIPPLE, HOSE<br>.RACCORD, TUYAU                | 1    | 1    | 1    | 1    |                   |
| 6        | 91809-08006        | .PIN, DOWEL<br>.GOUJON, D'ASSEMBLAGE            | 2    | 2    | 2    | 2    |                   |
| 7        | 90119-07001        | .BOLT, WITH WASHER<br>.BOULON, AVEC RONDELLE    | 4    | 4    | 4    | 4    |                   |
| 8        | 90119-07234        | .BOLT, WITH WASHER<br>.BOULON, AVEC RONDELLE    | 14   | 14   | 14   | 14   |                   |
| 9        | 6P2-W009C-04-9S    | CYLINDER HEAD 2 COMPLETE CULASSE 2              | 1    | 1    | 1    | 1    |                   |
| 10       | 6P2-11120-11-9S    | CYLINDER HEAD ASSY 2 CULASSE 2                  | 1    | 1    | 1    | 1    |                   |
| 11       | 6S5-11133-10       | .GUIDE, VALVE 1<br>.GUIDE, SOUPAPE 1            | 12   | 12   | 12   | 12   |                   |
| 12       | 90344-51019        | .PLUG, TAPER SCREW<br>.PLOT, FILETE CONIQUE     | 3    | 3    | 3    | 3    |                   |
| 13       | 91809-08006        | .PIN, DOWEL<br>.GOUJON, D'ASSEMBLAGE            | 4    | 4    | 4    | 4    |                   |
| 14       | 90119-07235        | .BOLT/WASHER-CAM CAPS<br>.BOULON, AVEC RONDELLE | 6    | 6    | 6    | 6    |                   |
| 15       | 90119-07234        | .BOLT, WITH WASHER<br>.BOULON, AVEC RONDELLE    | 12   | 12   | 12   | 12   |                   |
| 16       | 69J-11301-00       | ANODE COVER ASSY COUVERCLE ANODE (ENS.)         | 4    | 4    | 4    | 4    |                   |
| 17       | 67F-11325-01       | .ANODE<br>.ANODE                                | 1    | 1    | 1    | 1    |                   |
| 18       | 67F-11328-00       | .GROMMET, ANODE<br>.PASSE-FIL                   | 1    | 1    | 1    | 1    |                   |
| 19       | 90105-06M07        | .BOLT, FLANGE<br>.BOULON                        | 1    | 1    | 1    | 1    |                   |
| 20       | 90430-06M03        | .GASKET<br>.JOINT                               | 1    | 1    | 1    | 1    |                   |
| 21       | 97575-08540        | BOLT, WITH WASHER VIS HEXAGONAL AVEC RONDELLE   | 4    | 4    | 4    | 4    |                   |
| 22       | 6P2-11181-00       | GASKET, CYLINDER HEAD 1 JOINT, DE CULASSE 1     | 1    | 1    | 1    | 1    |                   |
| 23       | 99530-14016        | PIN, DOWEL<br>GOUJON, D'ASSEMBLAGE              | 2    | 2    | 2    | 2    |                   |
| 24       | 90155-10004        | SCREW, FLAT FILLISTER VIS, TETE OVALE PLATE     | 8    | 8    | 8    | 8    |                   |
| 25       | 90119-08M91        | BOLT, WITH WASHER BOULON, AVEC RONDELLE         | 2    | 2    | 2    | 2    |                   |
| 26       | 90119-08021        | BOLT, WITH WASHER BOULON, AVEC RONDELLE         | 1    | 1    | 1    | 1    |                   |
| 27       | 6P2-11182-00       | GASKET, CYLINDER HEAD 2 JOINT, CULASSE 2        | 1    | 1    | 1    | 1    |                   |

**FIG. 5 CYLINDER & CRANKCASE 2**

**CYLINDRE & CARTER 2**

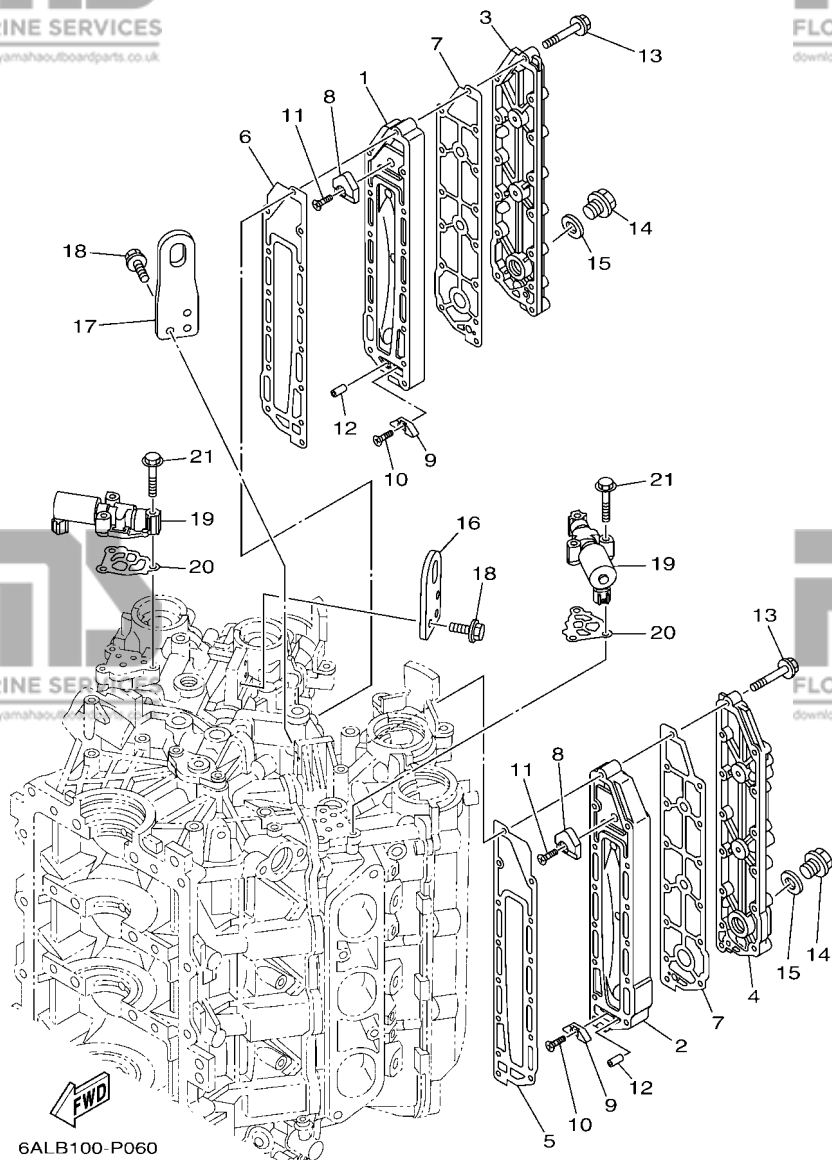
**CYLINDER HEAD COMPLETE**  
Fig. 3, CYLINDER & CRANKCASE 1  
Ref. No. 39  
Fig. 5, CYLINDER & CRANKCASE 2  
Ref. No. 2 to 8, 16 to 22,  
32, 37  
Fig. 6, CYLINDER & CRANKCASE 3  
Ref. No. 1, 3, 6 to 15  
Fig. 7, VALVE  
Ref. No. 1 to 12, 23

**CYLINDER HEAD 2 COMPLETE**  
Fig. 3, CYLINDER & CRANKCASE 1  
Ref. No. 39  
Fig. 5, CYLINDER & CRANKCASE 2  
Ref. No. 10 to 21, 27, 42  
Fig. 6, CYLINDER & CRANKCASE 3  
Ref. No. 2, 4, 5, 7 to 15  
Fig. 7, VALVE  
Ref. No. 1 to 8, 13 to 16, 23



6ALB100-P050

| REF. NO. | PART NO. N° PIECES | DESCRIPTION DESCRIPTION                                       | 6ALC | 6ASB | 6AMC | 6ATB | REMARKS REMARQUES |
|----------|--------------------|---|------|------|------|------|-------------------|
| 28       | 99530-14016        | PIN, DOWEL<br>GOUJON, D'ASSEMBLAGE                            | 2    | 2    | 2    | 2    |                   |
| 29       | 90155-10004        | SCREW, FLAT FILLISTER<br>VIS, TETE OVALE PLATE                | 8    | 8    | 8    | 8    |                   |
| 30       | 90119-08M91        | BOLT, WITH WASHER<br>BOULON, AVEC RONDELLE                    | 2    | 2    | 2    | 2    |                   |
| 31       | 90119-08021        | BOLT, WITH WASHER<br>BOULON, AVEC RONDELLE                    | 1    | 1    | 1    | 1    |                   |
| 32       | 97595-06530        | BOLT, WITH WASHER<br>VIS HEXAGONAL AVC RONDELLE               | 1    | 1    | 1    | 1    |                   |
| 33       | 6P2-11191-00-9S    | COVER, CYLINDER HEAD 1<br>COUVERCLE, CULASSE 1                | 1    | 1    | 1    | 1    |                   |
| 34       | 6P2-11135-00       | PLATE, BREATHER 3<br>PLAQUE, RENIFLARD 3                      | 1    | 1    | 1    | 1    |                   |
| 35       | 98507-04008        | SCREW, PAN HEAD<br>VIS, TETE TRONCONIQUE                      | 9    | 9    | 9    | 9    |                   |
| 36       | 92907-04600        | WASHER<br>RONDELLE  | 9    | 9    | 9    | 9    |                   |
| 37       | 6P2-11193-00       | GASKET, HEAD COVER 1<br>JOINT, COUVERCLE DE CULASSE 1         | 1    | 1    | 1    | 1    |                   |
| 38       | 97595-06530        | BOLT, WITH WASHER<br>VIS HEXAGONAL AVC RONDELLE               | 14   | 14   | 14   | 14   |                   |
| 39       | 6P2-15142-00       | GUIDE 1<br>GUIDE 1  | 1    | 1    | 1    | 1    |                   |
| 40       | 90110-06150        | BOLT, HEXAGON SOCKET HEAD<br>BOULON, TETE HEXAGONALE CREUSE   | 2    | 2    | 2    | 2    |                   |
| 41       | 6P2-11192-00-9S    | COVER, CYLINDER HEAD 2<br>COUVERCLE, CULASSE 2                | 1    | 1    | 1    | 1    |                   |
| 42       | 6P2-11194-00       | GASKET, HEAD COVER 2<br>JOINT, COUVERCLE DE CULASSE 2         | 1    | 1    | 1    | 1    |                   |
| 43       | 97595-06530        | BOLT, WITH WASHER<br>VIS HEXAGONAL AVC RONDELLE               | 14   | 14   | 14   | 14   |                   |
| 44       | 6P2-15143-00       | GUIDE<br>GUIDE  | 1    | 1    | 1    | 1    |                   |
| 45       | 90110-06150        | BOLT, HEXAGON SOCKET HEAD<br>BOULON, TETE HEXAGONALE CREUSE   | 2    | 2    | 2    | 2    |                   |
| 46       | 6P2-13448-00       | CAP<br>CAPUCHON   | 1    | 1    | 1    | 1    |                   |
| 47       | 90467-08M18        | CLIP<br>JONC  | 1    | 1    | 1    | 1    |                   |
| 48       | 94702-00400        | PLUG, SPARK (NGK LFR6A-11)<br>BOUGIE D'ALLUMAGE(NGK LFR6A-11) | 6    | 6    | 6    | 6    |                   |



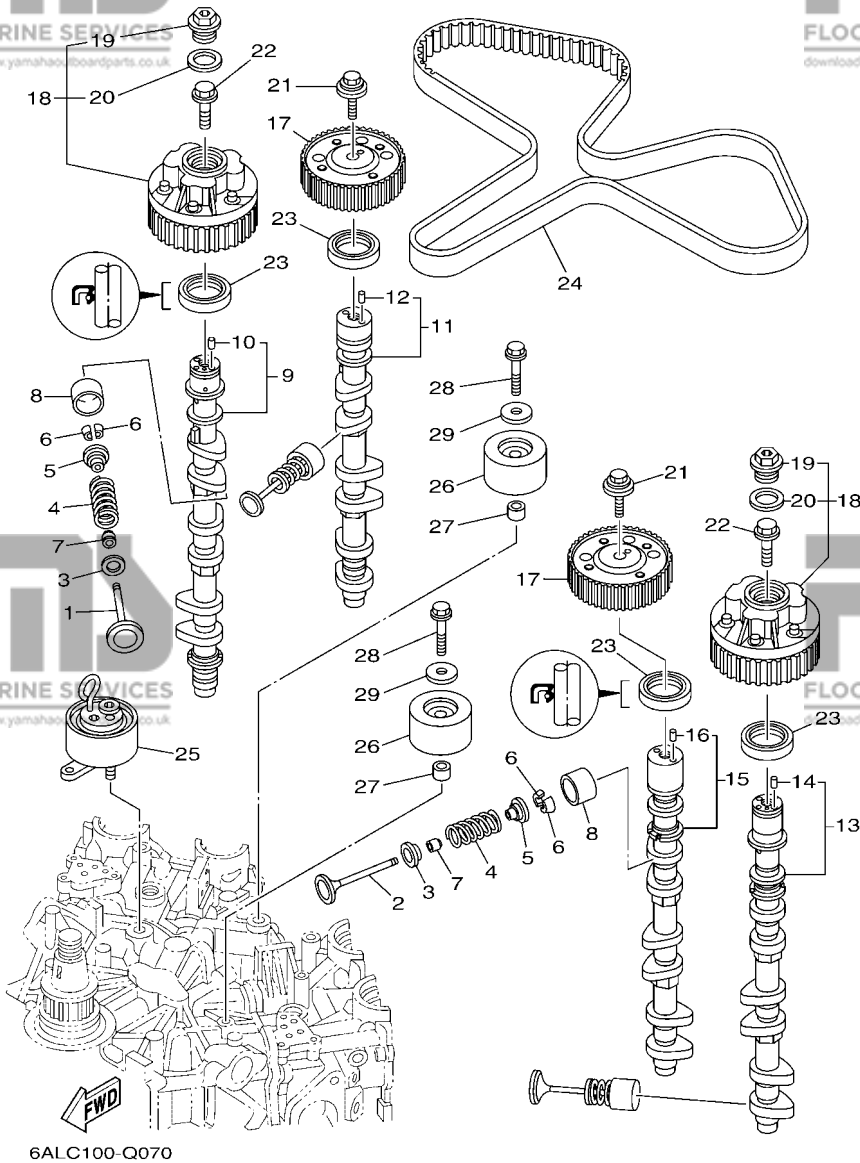
6ALB100-P060

FIG. 6 CYLINDER & CRANKCASE 3

CYLINDRE & CARTER 3

| REF. NO. | PART NO. N° PIECES | DESCRIPTION DESCRIPTION                                    | 6ALC | 6ASB | 6AMC | 6ATB | REMARKS REMARQUES |
|----------|--------------------|--|------|------|------|------|-------------------|
| 1        | 69J-41111-01-9S    | INNER COVER, EXHAUST PLAQUE, ECHAPPEMENT                   | 1    | 1    | 1    | 1    |                   |
| 2        | 69J-41121-01-9S    | INNER COVER, EXHAUST PLAQUE, ECHAPPEMENT                   | 1    | 1    | 1    | 1    |                   |
| 3        | 69J-41113-02-9S    | OUTER COVER, EXHAUST COUVERCLE, ECHAPPEMENT                | 1    | 1    | 1    | 1    |                   |
| 4        | 69J-41123-02-9S    | OUTER COVER, EXHAUST COUVERCLE, ECHAPPEMENT                | 1    | 1    | 1    | 1    |                   |
| 5        | 6P2-41112-00       | GASKET, EXHAUST INNER COVER JOINT, PLAQUE D'ECHAPPEMENT    | 1    | 1    | 1    | 1    |                   |
| 6        | 6P2-41122-00       | GASKET, EXHAUST INNER COVER JOINT, PLAQUE D'ECHAPPEMENT    | 1    | 1    | 1    | 1    |                   |
| 7        | 6P2-41114-00       | GASKET, EXHAUST OUTER COVER JOINT, COUVERCLE D'ECHAPPEMENT | 2    | 2    | 2    | 2    |                   |
| 8        | 6P2-11325-00       | ANODE ANODE  | 2    | 2    | 2    | 2    |                   |
| 9        | 6E5-11325-00       | ANODE ANODE  | 2    | 2    | 2    | 2    |                   |
| 10       | 98780-04016        | SCREW, FLAT HEAD VIS A TETE FRAISEE                        | 2    | 2    | 2    | 2    |                   |
| 11       | 90151-06M02        | SCREW, COUNTERSUNK VIS, TETE NOYEE                         | 2    | 2    | 2    | 2    |                   |
| 12       | 91690-40010        | PIN, SPRING AGRASSE  | 2    | 2    | 2    | 2    |                   |
| 13       | 90119-06027        | BOLT, WITH WASHER BOULON, AVEC RONDELLE                    | 28   | 28   | 28   | 28   |                   |
| 14       | 90340-18M09        | PLUG, STRAIGHT SCREW PLOT, FILETE DROIT                    | 2    | 2    | 2    | 2    |                   |
| 15       | 90201-186F1        | WASHER, PLATE RONDELLE, PLATE                              | 2    | 2    | 2    | 2    |                   |
| 16       | 6P2-11119-00       | HANGER, ENGINE ANNEAU, LEVAGE                              | 1    | 1    | 1    | 1    |                   |
| 17       | 6P2-1111E-00       | HANGER, ENGINE 2 ANNEAU, LEVAGE 2                          | 1    | 1    | 1    | 1    |                   |
| 18       | 90105-06M09        | BOLT, FLANGE BOULON  | 6    | 6    | 6    | 6    |                   |
| 19       | 6CB-86120-00       | SOLENOID VALVE ASSY SOLENOIDE                              | 2    | 2    | 2    | 2    |                   |
| 20       | 6CB-1242F-00       | GASKET, FILTER JOINT, FILTRE                               | 2    | 2    | 2    | 2    |                   |
| 21       | 90105-06035        | BOLT, FLANGE BOULON  | 6    | 6    | 6    | 6    |                   |



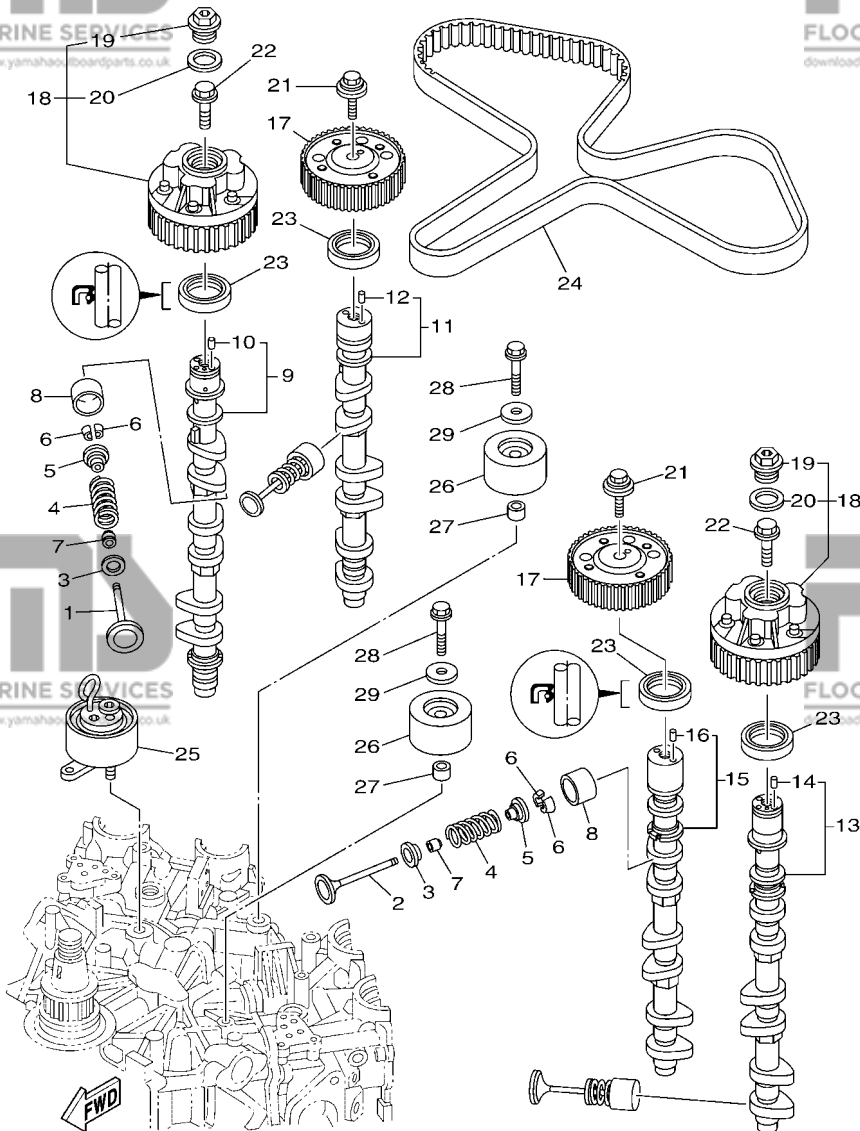


6ALC100-Q070

**FIG. 7 VALVE**

**SOUPAPE**

| REF. NO. | PART NO. N° PIECES | DESCRIPTION DESCRIPTION                               | 6ALC | 6ASB | 6AMC | 6ATB | REMARKS REMARQUES |
|----------|--------------------|---|------|------|------|------|-------------------|
| 1        | 6P2-12111-10       | VALVE, INTAKE<br>SOUPAPE, ADMISSION                   | 12   | 12   | 12   | 12   |                   |
| 2        | 6DX-12121-00       | VALVE, EXHAUST<br>SOUPAPE, ECHAPPEMENT                | 12   | 12   | 12   | 12   |                   |
| 3        | K0F-A3743-00       | SEAT, VALVE SPRING<br>SIEGE, RESSORT DE SOUPAPE       | 24   | 24   | 24   | 24   |                   |
| 4        | 6CB-12113-00       | SPRING, VALVE INNER<br>RESSORT DE SOUPAPE, INTERNE    | 24   | 24   | 24   | 24   |                   |
| 5        | K0F-A3741-00       | RETAINER, VALVE SPRING<br>BUTEE DE RESSORT DE SOUPAPA | 24   | 24   | 24   | 24   |                   |
| 6        | K0F-A3742-00       | LOCK, VALVE SPRING RETAINER<br>FRAISE, SOUPAPE        | 48   | 48   | 48   | 48   |                   |
| 7        | 51Y-12119-00       | SEAL, VALVE STEM<br>JOINT, QUEUE DE SOUPAPE           | 24   | 24   | 24   | 24   |                   |
| 8        | K0F-A3751-00       | LIFTER, VALVE (3.000)<br>LEVE-SOUPAPE (3.000)         | 24   | 24   | 24   | 24   | UR                |
|          | K0F-A3751-10       | LIFTER, VALVE (3.025)<br>LEVE-SOUPAPE (3.025)         | 24   | 24   | 24   | 24   | UR                |
|          | K0F-A3751-20       | LIFTER, VALVE (3.050)<br>LEVE-SOUPAPE (3.050)         | 24   | 24   | 24   | 24   | UR                |
|          | K0F-A3751-30       | LIFTER, VALVE (3.075)<br>LEVE-SOUPAPE (3.075)         | 24   | 24   | 24   | 24   | UR                |
|          | K0F-A3751-40       | LIFTER, VALVE (3.100)<br>LEVE-SOUPAPE (3.100)         | 24   | 24   | 24   | 24   | UR                |
|          | K0F-A3751-50       | LIFTER, VALVE (3.122)<br>LEVE-SOUPAPE (3.122)         | 24   | 24   | 24   | 24   | UR                |
|          | K0F-A3751-60       | LIFTER, VALVE (3.142)<br>LEVE-SOUPAPE (3.142)         | 24   | 24   | 24   | 24   | UR                |
|          | K0F-A3751-70       | LIFTER, VALVE (3.162)<br>LEVE-SOUPAPE (3.162)         | 24   | 24   | 24   | 24   | UR                |
|          | K0F-A3751-80       | LIFTER, VALVE (3.182)<br>LEVE-SOUPAPE (3.182)         | 24   | 24   | 24   | 24   | UR                |
|          | K0F-A3751-90       | LIFTER, VALVE (3.202)<br>LEVE-SOUPAPE (3.202)         | 24   | 24   | 24   | 24   | UR                |
|          | K0F-A3751-A0       | LIFTER, VALVE (3.222)<br>LEVE-SOUPAPE (3.222)         | 24   | 24   | 24   | 24   | UR                |
|          | K0F-A3751-B0       | LIFTER, VALVE (3.242)<br>LEVE-SOUPAPE (3.242)         | 24   | 24   | 24   | 24   | UR                |
|          | K0F-A3751-C0       | LIFTER, VALVE (3.262)<br>LEVE-SOUPAPE (3.262)         | 24   | 24   | 24   | 24   | UR                |
|          | K0F-A3751-D0       | LIFTER, VALVE (3.282)<br>LEVE-SOUPAPE (3.282)         | 24   | 24   | 24   | 24   | UR                |
|          | K0F-A3751-E0       | LIFTER, VALVE (3.302)<br>LEVE-SOUPAPE (3.302)         | 24   | 24   | 24   | 24   | UR                |
|          | K0F-A3751-F0       | LIFTER, VALVE (3.322)<br>LEVE-SOUPAPE (3.322)         | 24   | 24   | 24   | 24   | UR                |
|          | K0F-A3751-G0       | LIFTER, VALVE (3.342)<br>LEVE-SOUPAPE (3.342)         | 24   | 24   | 24   | 24   | UR                |
|          | K0F-A3751-H0       | LIFTER, VALVE (3.362)<br>LEVE-SOUPAPE (3.362)         | 24   | 24   | 24   | 24   | UR                |
|          | K0F-A3751-J0       | LIFTER, VALVE (3.382)<br>LEVE-SOUPAPE (3.382)         | 24   | 24   | 24   | 24   | UR                |
|          | K0F-A3751-K0       | LIFTER, VALVE (3.402)<br>LEVE-SOUPAPE (3.402)         | 24   | 24   | 24   | 24   | UR                |

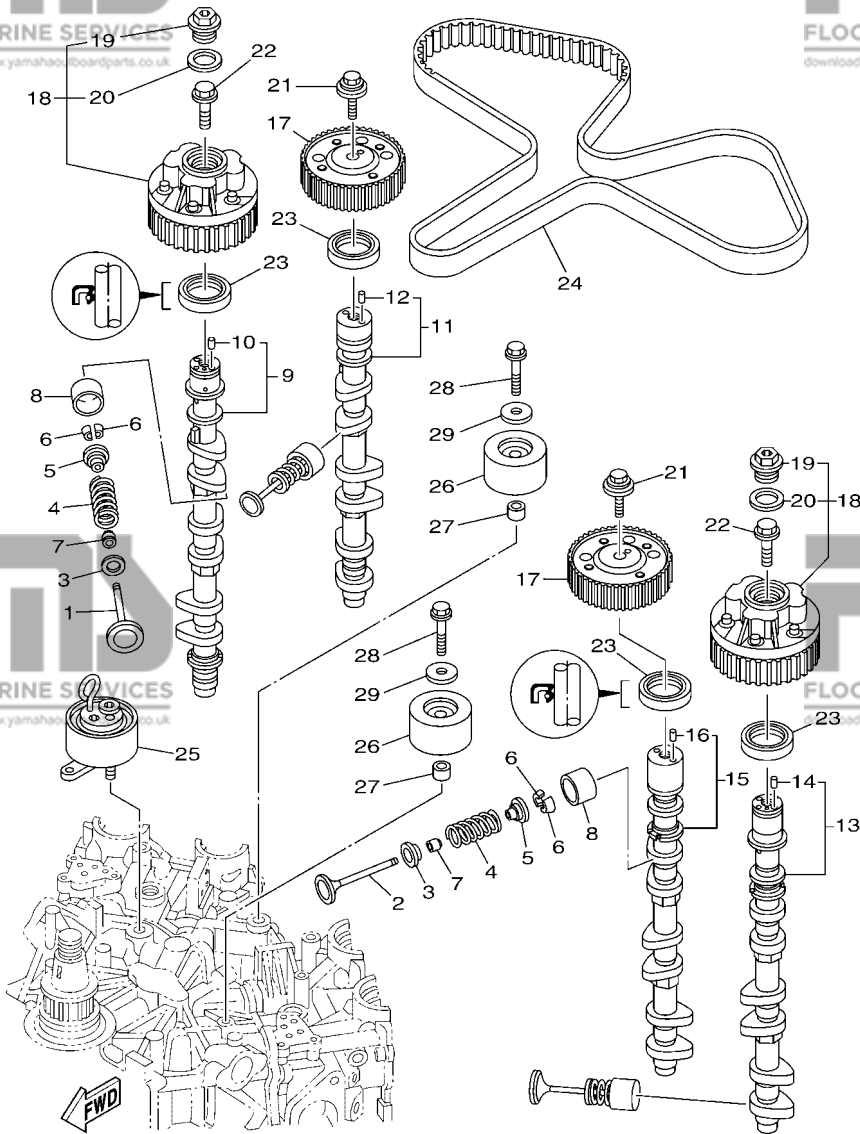


6ALC100-Q070

FIG. 7 VALVE

SOUPAPE

| REF. NO. | PART NO. N° PIECES | DESCRIPTION DESCRIPTION                       | 6ALC | 6ASB | 6AMC | 6ATB | REMARKS REMARQUES |
|----------|--------------------|---|------|------|------|------|-------------------|
| 8        | K0F-A3751-L0       | LIFTER, VALVE (3.422)<br>LEVE-SOUPAPE (3.422) | 24   | 24   | 24   | 24   | UR                |
|          | K0F-A3751-M0       | LIFTER, VALVE (3.442)<br>LEVE-SOUPAPE (3.442) | 24   | 24   | 24   | 24   | UR                |
|          | K0F-A3751-N0       | LIFTER, VALVE (3.462)<br>LEVE-SOUPAPE (3.462) | 24   | 24   | 24   | 24   | UR                |
|          | K0F-A3751-P0       | LIFTER, VALVE (3.482)<br>LEVE-SOUPAPE (3.482) | 24   | 24   | 24   | 24   | UR                |
|          | K0F-A3751-R0       | LIFTER, VALVE (3.502)<br>LEVE-SOUPAPE (3.502) | 24   | 24   | 24   | 24   | UR                |
|          | K0F-A3751-S0       | LIFTER, VALVE (3.522)<br>LEVE-SOUPAPE (3.522) | 24   | 24   | 24   | 24   | UR                |
|          | K0F-A3751-T0       | LIFTER, VALVE (3.542)<br>LEVE-SOUPAPE (3.542) | 24   | 24   | 24   | 24   | UR                |
|          | K0F-A3753-00       | LIFTER, VALVE (3.562)<br>LEVE-SOUPAPE (3.562) | 24   | 24   | 24   | 24   | UR                |
|          | K0F-A3753-10       | LIFTER, VALVE (3.582)<br>LEVE-SOUPAPE (3.582) | 24   | 24   | 24   | 24   | UR                |
|          | K0F-A3753-20       | LIFTER, VALVE (3.602)<br>LEVE-SOUPAPE (3.602) | 24   | 24   | 24   | 24   | UR                |
|          | K0F-A3753-30       | LIFTER, VALVE (3.625)<br>LEVE-SOUPAPE (3.625) | 24   | 24   | 24   | 24   | UR                |
|          | K0F-A3753-40       | LIFTER, VALVE (3.650)<br>LEVE-SOUPAPE (3.650) | 24   | 24   | 24   | 24   | UR                |
|          | K0F-A3753-50       | LIFTER, VALVE (3.675)<br>LEVE-SOUPAPE (3.675) | 24   | 24   | 24   | 24   | UR                |
|          | K0F-A3753-60       | LIFTER, VALVE (3.700)<br>LEVE-SOUPAPE (3.700) | 24   | 24   | 24   | 24   | UR                |
|          | K0F-A3753-70       | LIFTER, VALVE (3.725)<br>LEVE-SOUPAPE (3.725) | 24   | 24   | 24   | 24   | UR                |
| 9        | 6P2-12171-11       | CAMSHAFT 1<br>ARBRE A CAMES 1                 | 1    | 1    | 1    | 1    |                   |
| 10       | 93605-10108        | .PIN, DOWEL<br>.AXE                           | 1    | 1    | 1    | 1    |                   |
| 11       | 6P2-12181-11       | CAMSHAFT 2<br>ARBRE A CAMES 2                 | 1    | 1    | 1    | 1    |                   |
| 12       | 93605-10108        | .PIN, DOWEL<br>.AXE                           | 1    | 1    | 1    | 1    |                   |
| 13       | 6P2-12172-11       | CAMSHAFT 3<br>ARBRE A CAMES 3                 | 1    | 1    | 1    | 1    |                   |
| 14       | 93605-10108        | .PIN, DOWEL<br>.AXE                           | 1    | 1    | 1    | 1    |                   |
| 15       | 6P2-12182-11       | CAMSHAFT 4<br>ARBRE A CAMES 4                 | 1    | 1    | 1    | 1    |                   |
| 16       | 93605-10108        | .PIN, DOWEL<br>.AXE                           | 1    | 1    | 1    | 1    |                   |
| 17       | 6FA-11567-00       | GEAR, DRIVEN 2<br>PIGNON SECONDAIRE 2         | 2    | 2    | 2    | 2    |                   |
| 18       | 6P2-12645-20       | PULLEY ASSY 1<br>POULIE COMPLET 1             | 2    | 2    | 2    | 2    |                   |
| 19       | 6P2-12623-00       | .BOLT<br>.BOULON                              | 1    | 1    | 1    | 1    |                   |
| 20       | 6P2-12663-00       | .GASKET<br>.JOINT                             | 1    | 1    | 1    | 1    |                   |



6ALC100-Q070

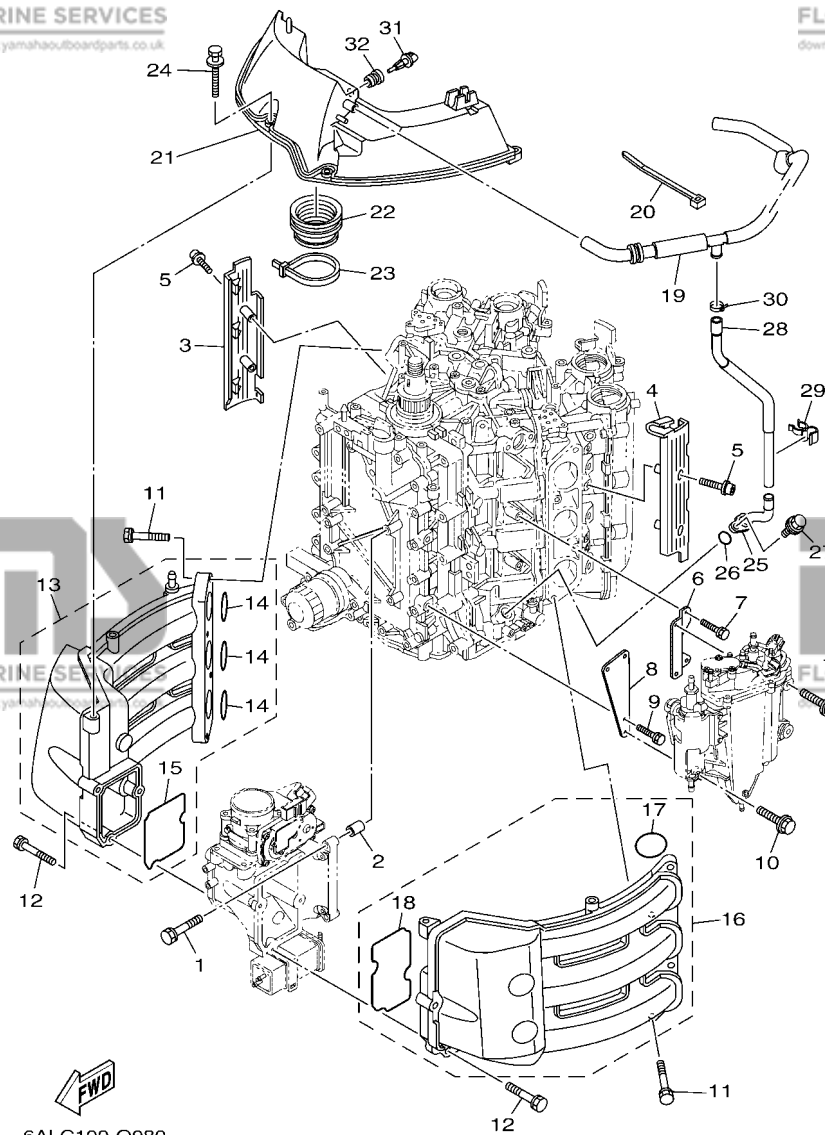
**FIG. 7 VALVE**

**SOUPAPE**

| REF. NO. | PART NO. N° PIECES | DESCRIPTION DESCRIPTION                    | 6ALC | 6ASB | 6AMC | 6ATB | REMARKS REMARQUES |
|----------|--------------------|--|------|------|------|------|-------------------|
| 21       | 90119-10050        | BOLT, WITH WASHER<br>BOULON, AVEC RONDELLE | 2    | 2    | 2    | 2    |                   |
| 22       | 6P2-12615-00       | BOLT<br>BOULON                             | 2    | 2    | 2    | 2    |                   |
| 23       | 93102-38008        | OIL SEAL<br>JOINT SPY                      | 4    | 4    | 4    | 4    |                   |
| 24       | 6P2-46241-02       | BELT<br>COURROIE TRAPEZOIDALE              | 1    | 1    | 1    | 1    |                   |
| 25       | 6P2-11590-01       | TENSIONER ASSY<br>TENDEUR (ENS.)           | 1    | 1    | 1    | 1    |                   |
| 26       | 6P2-15512-00       | GEAR, IDLER 1<br>PIGNON, INTERMEDIAIRE 1   | 2    | 2    | 2    | 2    |                   |
| 27       | 99530-14016        | PIN, DOWEL<br>GOUJON, D'ASSEMBLAGE         | 2    | 2    | 2    | 2    |                   |
| 28       | 90119-10M07        | BOLT, WITH WASHER<br>BOULON, AVEC RONDELLE | 2    | 2    | 2    | 2    |                   |
| 29       | 90201-10M01        | WASHER, PLATE<br>RONDELLE, PLATE           | 2    | 2    | 2    | 2    |                   |

**FIG. 8 INTAKE 1**

**ADMISSION 1**

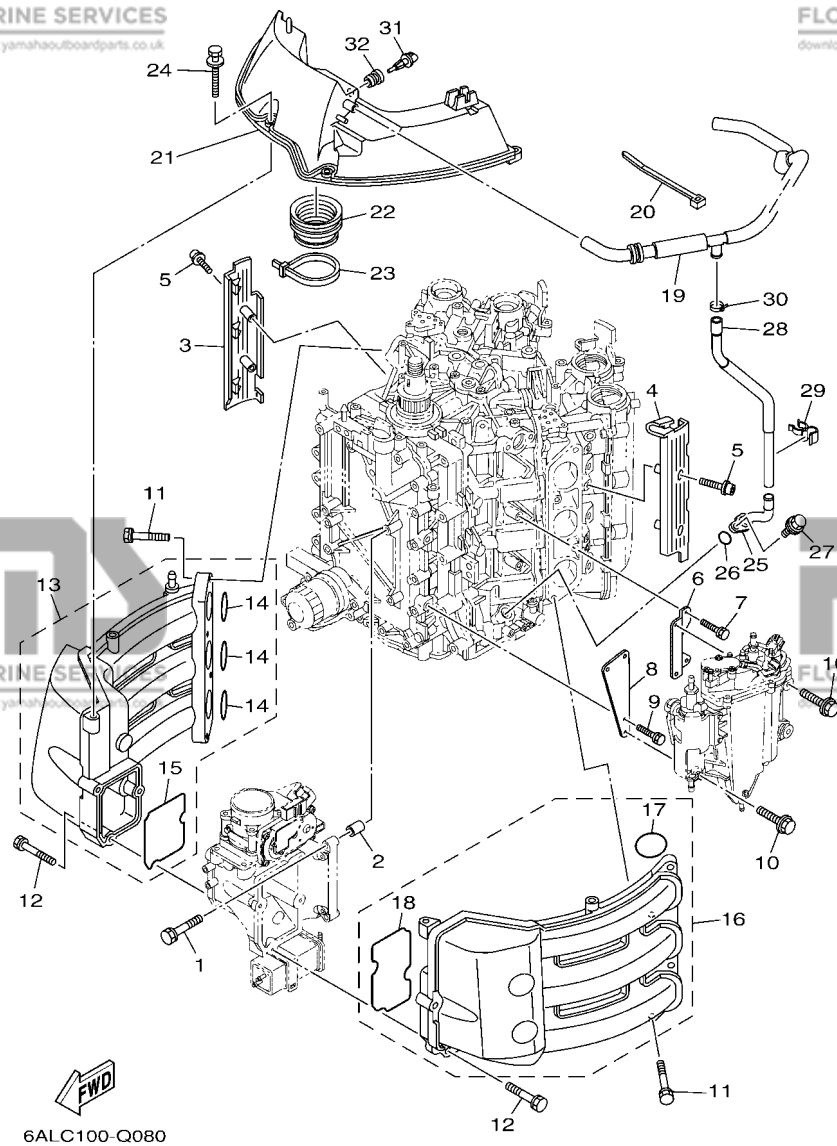


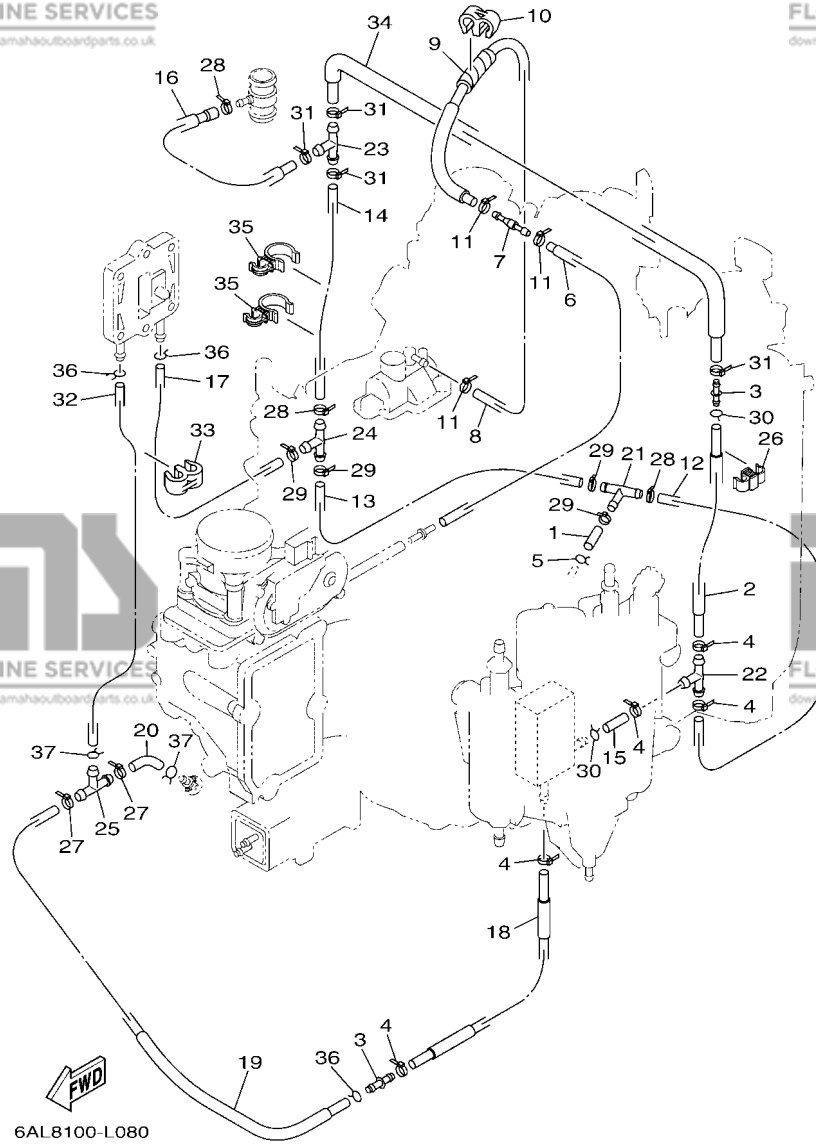
| REF. NO. | PART NO. N° PIECES | DESCRIPTION DESCRIPTION                                     | 6ALC | 6ASB | 6AMC | 6ATB | REMARKS REMARQUES |
|----------|--------------------|---|------|------|------|------|-------------------|
| 1        | 97575-08540        | BOLT, WITH WASHER<br>VIS HEXAGONAL AVC RONDELLE             | 4    | 4    | 4    | 4    |                   |
| 2        | 99530-10114        | PIN, DOWEL<br>GOUJON, D'ASSEMBLAGE                          | 2    | 2    | 2    | 2    |                   |
| 3        | 6P2-13564-00       | COVER, MANIFOLD<br>COUVERCLE, TUBULURE                      | 1    | 1    | 1    | 1    |                   |
| 4        | 6P2-13594-00       | COVER, MANIFOLD 2<br>COUVERCLE, TUBULURE 2                  | 1    | 1    | 1    | 1    |                   |
| 5        | 90110-06038        | BOLT, HEXAGON SOCKET HEAD<br>BOULON, TETE HEXAGONALE CREUSE | 4    | 4    | 4    | 4    |                   |
| 6        | 6P2-24422-10       | PLATE<br>PLAQUETTE  | 1    | 1    | 1    | 1    |                   |
| 7        | 97575-06516        | BOLT, WITH WASHER<br>VIS HEXAGONAL AVC RONDELLE             | 2    | 2    | 2    | 2    |                   |
| 8        | 6P2-24419-00       | BRKT., SEPARATOR<br>SUPPORT                                 | 1    | 1    | 1    | 1    |                   |
| 9        | 97575-06516        | BOLT, WITH WASHER<br>VIS HEXAGONAL AVC RONDELLE             | 2    | 2    | 2    | 2    |                   |
| 10       | 90119-06M24        | BOLT, WITH WASHER<br>BOULON, AVEC RONDELLE                  | 4    | 4    | 4    | 4    |                   |
| 11       | 97575-08540        | BOLT, WITH WASHER<br>VIS HEXAGONAL AVC RONDELLE             | 8    | 8    | 8    | 8    |                   |
| 12       | 90119-06MA6        | BOLT, WITH WASHER<br>BOULON, AVEC RONDELLE                  | 7    | 7    | 7    | 7    |                   |
| 13       | 6P2-13641-00       | MANIFOLD, INTAKE 1<br>TUBULURE, ADMISSION 1                 | 1    | 1    | 1    | 1    |                   |
| 14       | 6P2-13645-00       | .GASKET, MANIFOLD 1<br>.JOINT, TUBULURE 1                   | 3    | 3    | 3    | 3    |                   |
| 15       | 6P2-13646-00       | .GASKET, MANIFOLD 2<br>.JOINT, TUBULURE 2                   | 1    | 1    | 1    | 1    |                   |
| 16       | 6P2-13642-00       | MANIFOLD 2<br>TUBULURE 2                                    | 1    | 1    | 1    | 1    |                   |
| 17       | 6P2-13645-00       | .GASKET, MANIFOLD 1<br>.JOINT, TUBULURE 1                   | 3    | 3    | 3    | 3    |                   |
| 18       | 6P2-13647-00       | .GASKET, MANIFOLD 3<br>.JOINT, TUBULURE 3                   | 1    | 1    | 1    | 1    |                   |
| 19       | 6P2-15373-02       | PIPE, BREATHER<br>DURITE DE RENIFLARD                       | 1    | 1    | 1    | 1    |                   |
| 20       | 90465-13M18        | CLAMP<br>BRIDE  | 1    | 1    | 1    | 1    |                   |
| 21       | 6P2-14440-00       | SILENCER ASSY, INTAKE<br>SIENCIEUX D'ADMISSION              | 1    | 1    | 1    | 1    |                   |
| 22       | 6P2-1441J-00       | PIPE, SILENCER<br>DURITE, DE SIENCIEUX                      | 1    | 1    | 1    | 1    |                   |
| 23       | 90464-99004        | CLAMP<br>BRIDE  | 1    | 1    | 1    | 1    |                   |
| 24       | 90119-06M35        | BOLT, WITH WASHER<br>BOULON, AVEC RONDELLE                  | 4    | 4    | 4    | 4    |                   |
| 25       | 6P2-11372-00       | NIPPLE, HOSE<br>RACCORD, TUYAU                              | 1    | 1    | 1    | 1    |                   |
| 26       | 93210-19MJ3        | O-RING<br>JOINT TORIQUE                                     | 1    | 1    | 1    | 1    |                   |
| 27       | 97595-06620        | BOLT, WITH WASHER<br>VIS HEXAGONAL AVC RONDELLE             | 1    | 1    | 1    | 1    |                   |

**FIG. 8 INTAKE 1**

**ADMISSION 1**

| REF. NO. | PART NO. N° PIECES | DESCRIPTION DESCRIPTION       | 6ALC | 6ASB | 6AMC | 6ATB | REMARKS REMARQUES |
|----------|--------------------|-------------------------------|------|------|------|------|-------------------|
| 28       | 6P2-11377-00       | HOSE DURITE                   | 1    | 1    | 1    | 1    |                   |
| 29       | 90464-20011        | CLAMP BRIDE                   | 1    | 1    | 1    | 1    |                   |
| 30       | 90465-11M10        | CLAMP BRIDE                   | 1    | 1    | 1    | 1    |                   |
| 31       | 63P-85886-00       | SENSOR, AIR TEMPERATURE SONDE | 1    | 1    | 1    | 1    |                   |
| 32       | 63P-14435-00       | GROMMET RONDELLE CAOUTCHOUC   | 1    | 1    | 1    | 1    |                   |





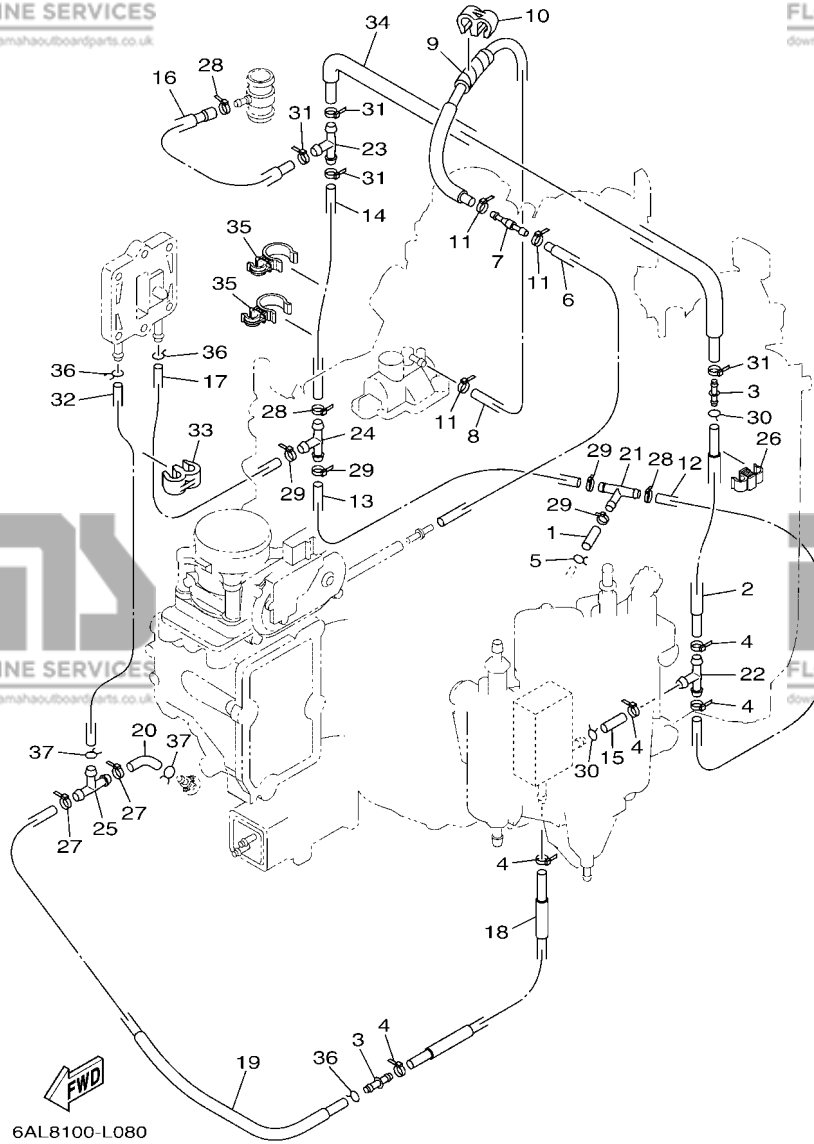
**FIG. 9 INTAKE 2**

**ADMISSION 2**

| REF. NO. | PART NO. N° PIECES | DESCRIPTION DESCRIPTION                 | 6ALC | 6ASB | 6AMC | 6ATB | REMARKS REMARQUES |
|----------|--------------------|---|------|------|------|------|-------------------|
| 1        | 90445-09040        | HOSE (L50)<br>DURITE (L50)              | 1    | 1    | 1    | 1    |                   |
| 2        | 6P2-12484-01       | PIPE 4<br>DURITE 4                      | 1    | 1    | 1    | 1    |                   |
| 3        | 6CE-24376-01       | PIPE, JOINT 1<br>DURITE 1, RACCORDEMENT | 2    | 2    | 2    | 2    |                   |
| 4        | 90465-11M10        | CLAMP<br>BRIDE                          | 5    | 5    | 5    | 5    |                   |
| 5        | 90467-09M03        | CLIP<br>JONC                            | 1    | 1    | 1    | 1    |                   |
| 6        | 6P2-12482-00       | PIPE 2<br>DURITE 2                      | 1    | 1    | 1    | 1    |                   |
| 7        | 6E5-21744-00       | BREATHER<br>RENIFLARD                   | 1    | 1    | 1    | 1    |                   |
| 8        | 6P2-12483-00       | PIPE 3<br>DURITE 3                      | 1    | 1    | 1    | 1    |                   |
| 9        | 90446-10M01        | HOSE (L60)<br>DURITE (L60)              | 1    | 1    | 1    | 1    |                   |
| 10       | 90464-60067        | CLAMP<br>BRIDE                          | 1    | 1    | 1    | 1    |                   |
| 11       | 90465-11M10        | CLAMP<br>BRIDE                          | 3    | 3    | 3    | 3    |                   |
| 12       | 90445-09041        | HOSE (L500)<br>DURITE (L500)            | 1    | 1    | 1    | 1    |                   |
| 13       | 90445-09224        | HOSE (L270)<br>DURITE (L270)            | 1    | 1    | 1    | 1    |                   |
| 14       | 90445-09097        | HOSE (L250)<br>DURITE (L250)            | 1    | 1    | 1    | 1    |                   |
| 15       | 90445-09220        | HOSE (L30)<br>DURITE (L30)              | 1    | 1    | 1    | 1    |                   |
| 16       | 6P2-12485-00       | PIPE 5<br>DURITE 5                      | 1    | 1    | 1    | 1    |                   |
| 17       | 6P2-1248A-00       | PIPE 8<br>DURITE 8                      | 1    | 1    | 1    | 1    |                   |
| 18       | 6P2-1248E-00       | PIPE 9<br>DURITE                        | 1    | 1    | 1    | 1    |                   |
| 19       | 6P2-14752-00       | PIPE, OUTLET<br>PMBOUT DE SILENCIEUX    | 1    | 1    | 1    | 1    |                   |
| 20       | 61A-24316-00       | PIPE 6<br>DURITE 6                      | 1    | 1    | 1    | 1    |                   |
| 21       | 688-24378-00       | PIPE, JOINT 3<br>DURITE RACCORDEMENT 3  | 1    | 1    | 1    | 1    |                   |
| 22       | 688-24378-00       | PIPE, JOINT 3<br>DURITE RACCORDEMENT 3  | 1    | 1    | 1    | 1    |                   |
| 23       | 688-24378-00       | PIPE, JOINT 3<br>DURITE RACCORDEMENT 3  | 1    | 1    | 1    | 1    |                   |
| 24       | 688-24378-00       | PIPE, JOINT 3<br>DURITE RACCORDEMENT 3  | 1    | 1    | 1    | 1    |                   |
| 25       | 688-24378-00       | PIPE, JOINT 3<br>DURITE RACCORDEMENT 3  | 1    | 1    | 1    | 1    |                   |
| 26       | 90464-09013        | CLAMP<br>BRIDE                          | 1    | 1    | 1    | 1    |                   |
| 27       | 90465-11M10        | CLAMP<br>BRIDE                          | 2    | 2    | 2    | 2    |                   |

**FIG. 9 INTAKE 2**

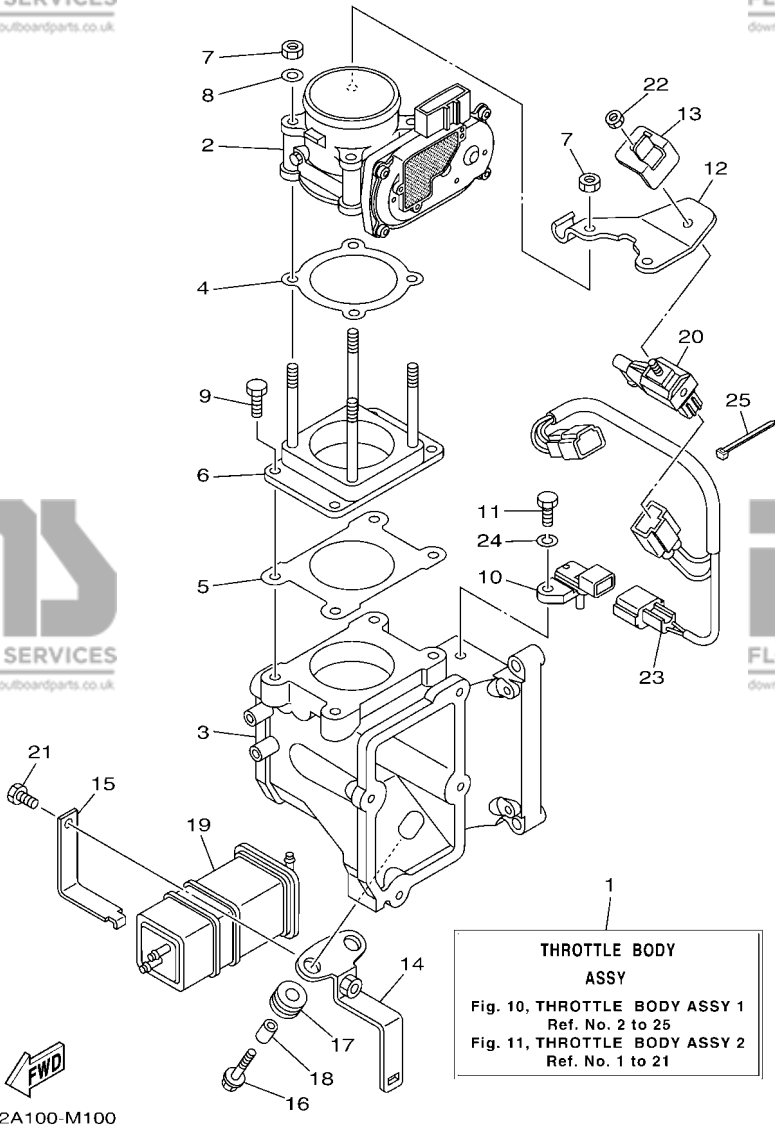
**ADMISSION 2**



| REF. NO. | PART NO. N° PIECES | DESCRIPTION DESCRIPTION   | 6ALC | 6ASB | 6AMC | 6ATB | REMARKS REMARQUES |
|----------|--------------------|---------------------------|------|------|------|------|-------------------|
| 28       | 90465-11M10        | CLAMP BRIDE               | 3    | 3    | 3    | 3    |                   |
| 29       | 90465-11M10        | CLAMP BRIDE               | 4    | 4    | 4    | 4    |                   |
| 30       | 90467-08M18        | CLIP JONC                 | 2    | 2    | 2    | 2    |                   |
| 31       | 90465-11M10        | CLAMP BRIDE               | 4    | 4    | 4    | 4    |                   |
| 32       | 90445-09304        | HOSE (L310) DURITE (L310) | 1    | 1    | 1    | 1    |                   |
| 33       | 90464-60067        | CLAMP BRIDE               | 1    | 1    | 1    | 1    |                   |
| 34       | 6P2-12481-12       | PIPE 1 DURITE 1           | 1    | 1    | 1    | 1    |                   |
| 35       | 90464-21002        | CLAMP BRIDE               | 2    | 2    | 2    | 2    |                   |
| 36       | 90467-08M18        | CLIP JONC                 | 3    | 3    | 3    | 3    |                   |
| 37       | 90467-09M09        | CLIP JONC                 | 2    | 2    | 2    | 2    |                   |

**FIG. 10 THROTTLE BODY ASSY 1**

**CARTER D'ACCELERATEUR 1**

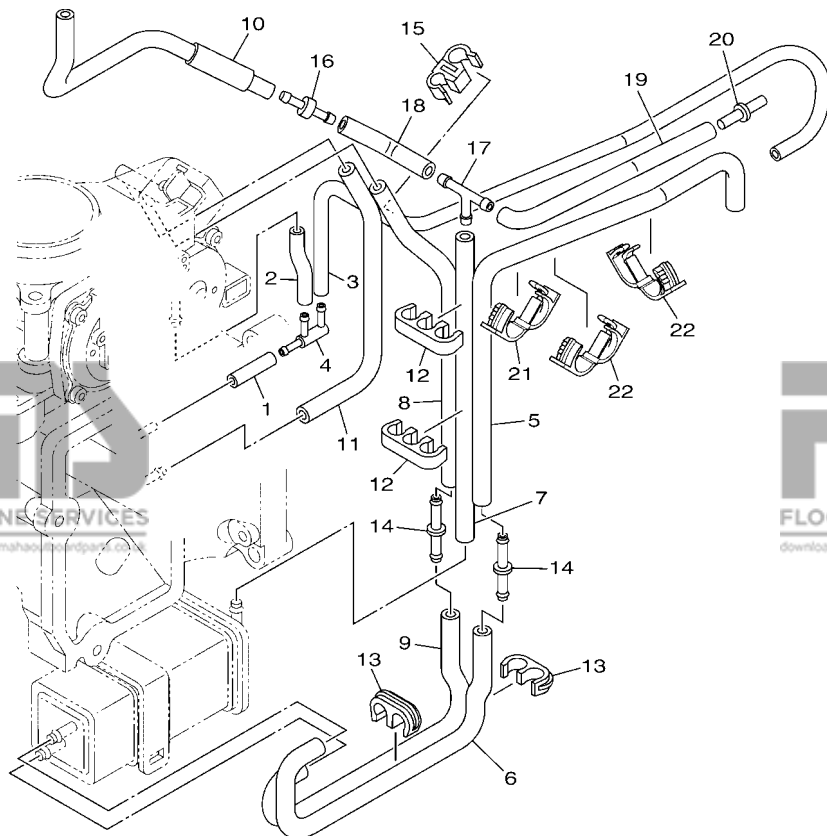


| REF. NO. | PART NO. N° PIECES | DESCRIPTION DESCRIPTION                                | 6ALC | 6ASB | 6AMC | 6ATB | REMARKS REMARQUES |
|----------|--------------------|--|------|------|------|------|-------------------|
| 1        | 6P2-13750-10       | THROTTLE BODY ASSY<br>CARTER D'ACCELERATEUR COMPLET    | 1    | 1    | 1    | 1    |                   |
| 2        | 6P2-13751-01       | BODY, THROTTLE 1<br>CARTER 1                           | 1    | 1    | 1    | 1    |                   |
| 3        | 6P2-13711-00       | MIXING BODY<br>CHAMBRE DE MELANGE                      | 1    | 1    | 1    | 1    |                   |
| 4        | 6P2-13556-00       | GASKET, MANIFOLD<br>JOINT, TUBULURE                    | 1    | 1    | 1    | 1    |                   |
| 5        | 6P2-13557-00       | GASKET<br>JOINT  | 1    | 1    | 1    | 1    |                   |
| 6        | 6P2-14360-00       | THROTTLE DAMPER ASSY<br>AMORISSEUR D'ACCELERATEUR      | 1    | 1    | 1    | 1    |                   |
| 7        | 6P2-13588-00       | NUT<br>ECROU   | 4    | 4    | 4    | 4    |                   |
| 8        | 6P2-13578-00       | WASHER<br>RONDELLE                                     | 2    | 2    | 2    | 2    |                   |
| 9        | 6P2-14496-00       | BOLT<br>BOULON   | 4    | 4    | 4    | 4    |                   |
| 10       | 6P2-82380-00       | SENSOR, PRESSURE<br>SONDE DE PRESSION                  | 1    | 1    | 1    | 1    |                   |
| 11       | 6P2-13573-00       | BOLT 1<br>BOULON 1                                     | 1    | 1    | 1    | 1    |                   |
| 12       | 6P2-14255-00       | PLATE<br>PLAQUE  | 1    | 1    | 1    | 1    |                   |
| 13       | 6P2-14159-00       | CLIP<br>JONC   | 1    | 1    | 1    | 1    |                   |
| 14       | 6P2-2134X-00       | BRACKET, CANISTER<br>SUPPORT                           | 1    | 1    | 1    | 1    |                   |
| 15       | 6P2-2419A-00       | HOLDER<br>SUPPORT                                      | 1    | 1    | 1    | 1    |                   |
| 16       | 90119-06M59        | BOLT, WITH WASHER<br>BOULON, AVEC RONDELLE             | 2    | 2    | 2    | 2    |                   |
| 17       | 90480-10M23        | GROMMET<br>PASSE-FIL                                   | 2    | 2    | 2    | 2    |                   |
| 18       | 90387-06289        | COLLAR<br>COLLERETTE                                   | 2    | 2    | 2    | 2    |                   |
| 19       | 6P2-24170-00       | CANISTER ASSY<br>BANDE, RASERVOIR A ESSENCE            | 1    | 1    | 1    | 1    |                   |
| 20       | 6C5-86120-00       | SOLENOID VALVE ASSY<br>SOLENOIDE                       | 1    | 1    | 1    | 1    |                   |
| 21       | 6P2-13574-00       | BOLT 2<br>BOULON 2                                     | 1    | 1    | 1    | 1    |                   |
| 22       | 69J-14164-00       | NUT, HOLDING<br>ECROU, FIXATION                        | 1    | 1    | 1    | 1    |                   |
| 23       | 6P2-8258A-00       | EXTENSION, WIRE HARNESS<br>EXTENSION, FAISCEAU DE FILS | 1    | 1    | 1    | 1    |                   |
| 24       | 68V-14356-00       | WASHER, SPRING<br>RONDELLE                             | 1    | 1    | 1    | 1    |                   |
| 25       | 68V-2481H-00       | CLAMP<br>BRIDE   | 1    | 1    | 1    | 1    |                   |



**FIG. 11 THROTTLE BODY ASSY 2**

**CARTER D'ACCELERATEUR 2**

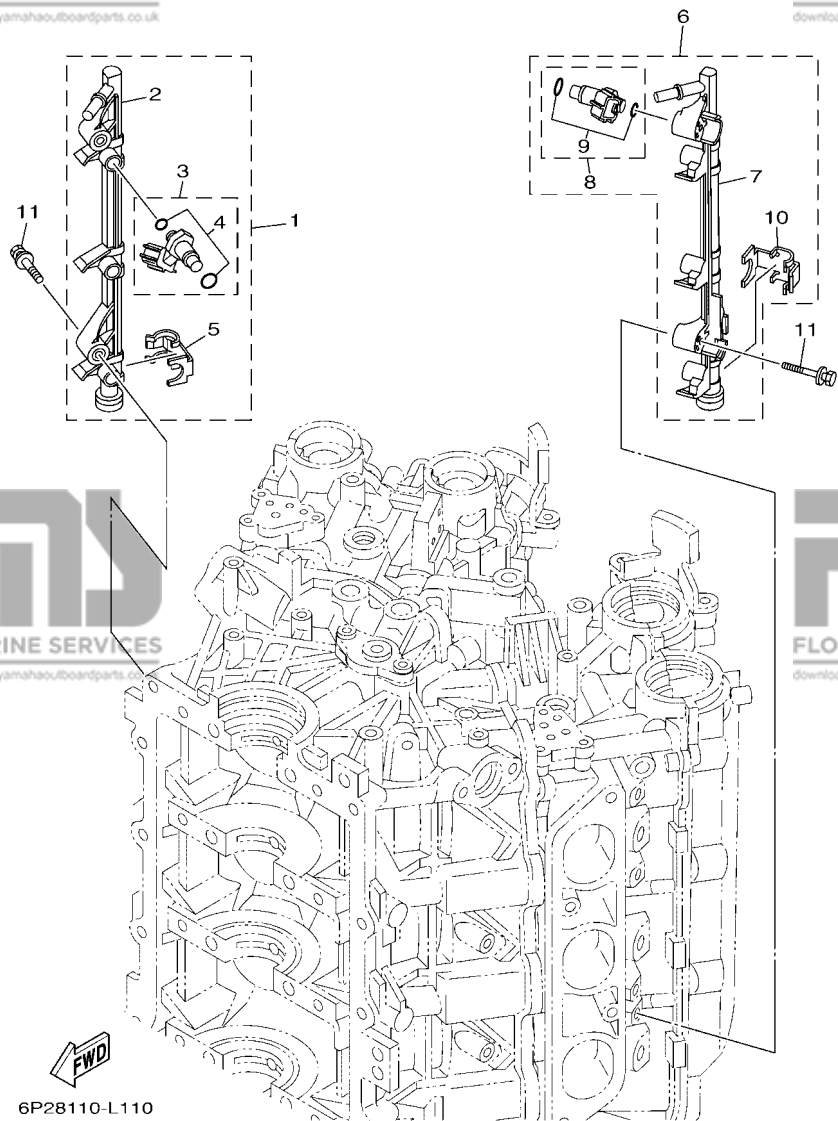


6P28110-L100

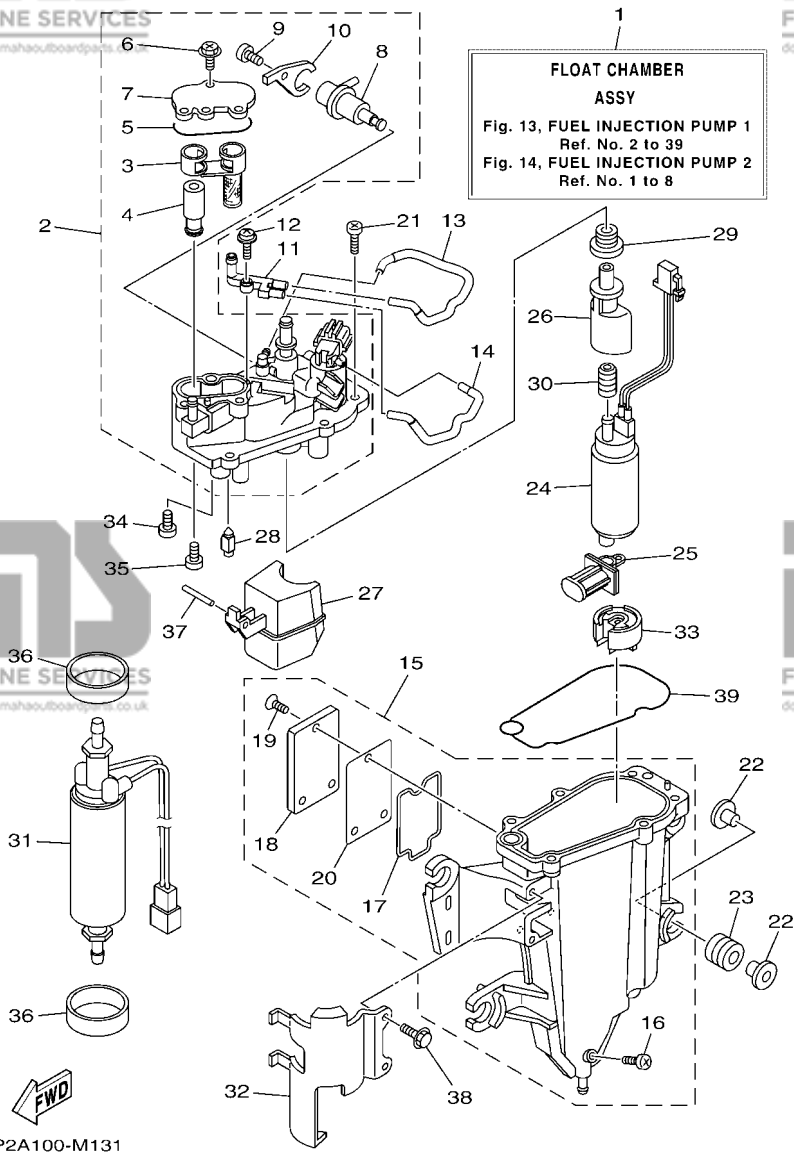
| REF. NO. | PART NO. N° PIECES | DESCRIPTION DESCRIPTION              | 6ALC | 6ASB | 6AMC | 6ATB | REMARKS REMARQUES |
|----------|--------------------|--------------------------------------|------|------|------|------|-------------------|
| 1        | 6P2-14349-00       | PIPE DURITE                          | 1    | 1    | 1    | 1    |                   |
| 2        | 6P2-13533-00       | HOSE, VACUUM SENSING 4 DURITE 4      | 1    | 1    | 1    | 1    |                   |
| 3        | 6P2-13532-10       | HOSE, VACUUM SENSING 3 DURITE 3      | 1    | 1    | 1    | 1    |                   |
| 4        | 6P2-13595-00       | JOINT RACCORD                        | 1    | 1    | 1    | 1    |                   |
| 5        | 6P2-1475A-10       | PIPE 1 DURITE 1                      | 1    | 1    | 1    | 1    |                   |
| 6        | 6P2-1475E-00       | PIPE 2 DURITE                        | 1    | 1    | 1    | 1    |                   |
| 7        | 6P2-13545-00       | HOSE 1 DURITE 1                      | 1    | 1    | 1    | 1    |                   |
| 8        | 6P2-1475F-00       | PIPE 3 DURITE 3                      | 1    | 1    | 1    | 1    |                   |
| 9        | 6P2-1475G-00       | PIPE 4 DURITE 4                      | 1    | 1    | 1    | 1    |                   |
| 10       | 6P2-13546-00       | HOSE 2 DURITE 2                      | 1    | 1    | 1    | 1    |                   |
| 11       | 6P2-2416A-00       | HOSE DURITE                          | 1    | 1    | 1    | 1    |                   |
| 12       | 6P2-24135-00       | CLAMP 1 COLLIER 1                    | 2    | 2    | 2    | 2    |                   |
| 13       | 6P2-24136-00       | CLAMP 2 COLLIER 2                    | 2    | 2    | 2    | 2    |                   |
| 14       | 6P2-13758-00       | PIPE, JOINT DURITE                   | 2    | 2    | 2    | 2    |                   |
| 15       | 6P2-24137-00       | CLAMP 3 COLLIER 3                    | 1    | 1    | 1    | 1    |                   |
| 16       | 6E5-21744-00       | BREATHER RENIFLARD                   | 1    | 1    | 1    | 1    |                   |
| 17       | 688-24378-00       | PIPE, JOINT 3 DURITE RACCORDEMENT 3  | 1    | 1    | 1    | 1    |                   |
| 18       | 6P2-13547-00       | HOSE 3 DURITE 3                      | 1    | 1    | 1    | 1    |                   |
| 19       | 6P2-13548-10       | HOSE, AIR 4 DURITE, A AIR 4          | 1    | 1    | 1    | 1    |                   |
| 20       | 6P2-24376-00       | PIPE, JOINT 1 DURITE 1, RACCORDEMENT | 1    | 1    | 1    | 1    |                   |
| 21       | 90464-18004        | CLAMP BRIDE                          | 1    | 1    | 1    | 1    |                   |
| 22       | 90464-18004        | CLAMP BRIDE                          | 2    | 2    | 2    | 2    |                   |

**FIG. 12 THROTTLE BODY ASSY 3**

**CARTER D'ACCELERATEUR 3**



| REF. NO. | PART NO. N° PIECES | DESCRIPTION DESCRIPTION                            | 6ALC | 6ASB | 6AMC | 6ATB | REMARKS REMARQUES |
|----------|--------------------|--|------|------|------|------|-------------------|
| 1        | 6P2-13160-11       | DELIVERY PIPE ASSY 1<br>ENS. TUBE DE REFOULEMENT 1 | 1    | 1    | 1    | 1    |                   |
| 2        | 6P2-13161-00       | .PIPE, DELIVERY 1<br>.DURITE REFOULEMENT 1         | 1    | 1    | 1    | 1    |                   |
| 3        | 6P2-13761-11       | .INJECTOR<br>.INJECTEUR                            | 3    | 3    | 3    | 3    |                   |
| 4        | 6C5-1410B-00       | ..PACKING KIT<br>..POCHETTE DE JOINTS              | 1    | 1    | 1    | 1    |                   |
| 5        | 6P2-13577-00       | .CLIP<br>.AGRAFE                                   | 3    | 3    | 3    | 3    |                   |
| 6        | 6P2-13170-11       | DELIVERY PIPE ASSY 2<br>ENS. TUBE DE REFOULEMENT 2 | 1    | 1    | 1    | 1    |                   |
| 7        | 6P2-13171-00       | .PIPE, DELIVERY 2<br>.DURITE REFOULEMENT           | 1    | 1    | 1    | 1    |                   |
| 8        | 6P2-13761-11       | .INJECTOR<br>.INJECTEUR                            | 3    | 3    | 3    | 3    |                   |
| 9        | 6C5-1410B-00       | ..PACKING KIT<br>..POCHETTE DE JOINTS              | 1    | 1    | 1    | 1    |                   |
| 10       | 6P2-13577-00       | .CLIP<br>.AGRAFE                                   | 3    | 3    | 3    | 3    |                   |
| 11       | 90119-06122        | BOLT, WITH WASHER<br>BOULON, AVEC RONDELLE         | 4    | 4    | 4    | 4    |                   |

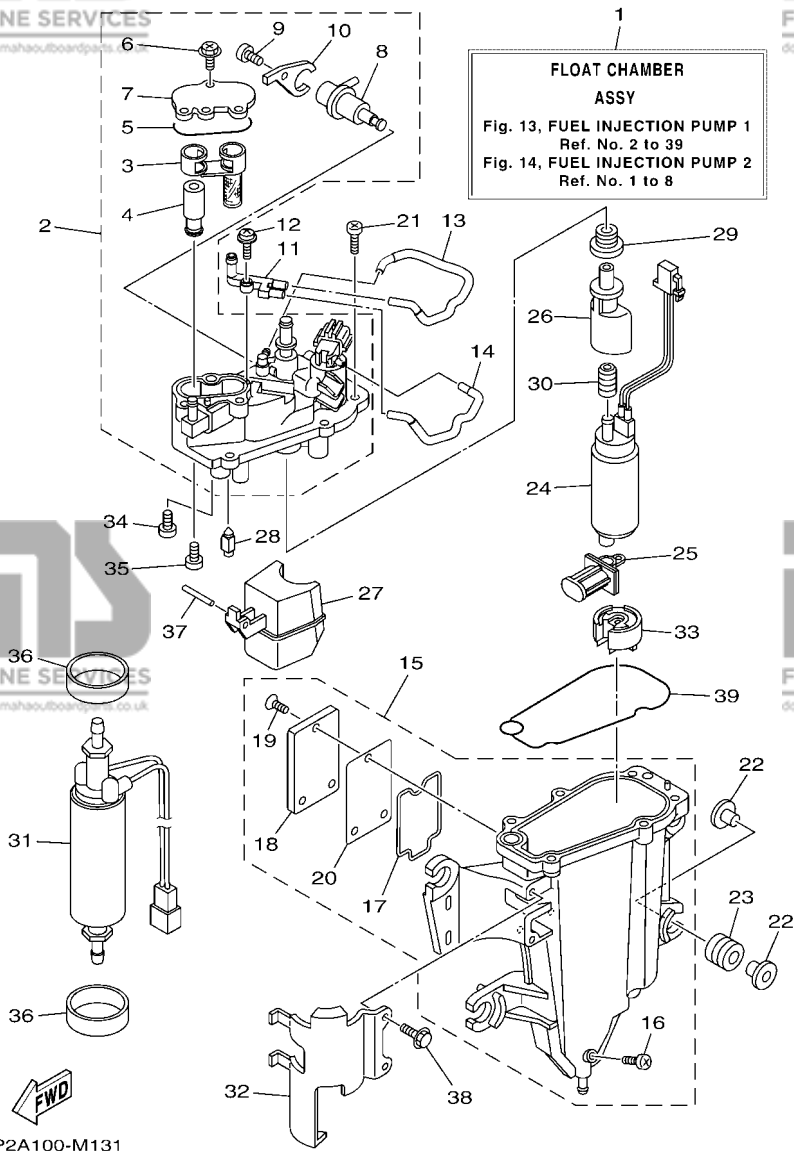


6P2A100-M131

FIG. 13 FUEL INJECTION PUMP 1

POMPE A INJECTEUR 1

| REF. NO. | PART NO. N° PIECES | DESCRIPTION DESCRIPTION                             | 6ALC | 6ASB | 6AMC | 6ATB | REMARKS REMARQUES |
|----------|--------------------|---|------|------|------|------|-------------------|
| 1        | 6P2-14180-50       | FLOAT CHAMBER ASSY<br>CUVE DE FLOTTEUR              | 1    | 1    | 1    | 1    |                   |
| 2        | 6AW-14182-11       | COVER, FLOAT CHAMBER<br>COUVERCLE, CUVE DE FLOTTEUR | 1    | 1    | 1    | 1    |                   |
| 3        | 6CB-24501-01       | .FILTER, FUEL<br>.FILTRE                            | 1    | 1    | 1    | 1    |                   |
| 4        | 6CB-24460-00       | .RELIEF VALVE ASSY<br>.SOUPAPE DE SECURITE COMPLET  | 1    | 1    | 1    | 1    |                   |
| 5        | 6CB-13016-00       | .O-RING<br>.JOINT TORIQUE                           | 1    | 1    | 1    | 1    |                   |
| 6        | 6CB-14216-00       | .SCREW<br>.VIS                                      | 3    | 3    | 3    | 3    |                   |
| 7        | 6CB-24217-00       | .COVER<br>.COUVERCLE                                | 1    | 1    | 1    | 1    |                   |
| 8        | 6CB-13906-01       | .REGULATOR, PRESSURE<br>.REGULATEUR DE PRESSION     | 1    | 1    | 1    | 1    |                   |
| 9        | 6CB-14564-00       | .SCREW<br>.VIS                                      | 1    | 1    | 1    | 1    |                   |
| 10       | 6CB-14146-00       | .PLATE<br>.PLAQUE                                   | 1    | 1    | 1    | 1    |                   |
| 11       | 68V-24379-10       | PIPE, JOINT 4<br>DURITE RACCORDEMENT 4              | 1    | 1    | 1    | 1    |                   |
| 12       | 68V-14216-00       | SCREW<br>VIS  | 1    | 1    | 1    | 1    |                   |
| 13       | 68V-1475H-00       | PIPE 5<br>DURITE 5                                  | 1    | 1    | 1    | 1    |                   |
| 14       | 68V-1475J-00       | PIPE 6<br>DURITE 6                                  | 1    | 1    | 1    | 1    |                   |
| 15       | 6AW-14181-11       | BODY, FLOAT CHAMBER 1<br>CORPS, CUVE DE FLOTTEUR 1  | 1    | 1    | 1    | 1    |                   |
| 16       | 6P2-14191-00       | .PLUG, DRAIN<br>.PLOT, VIDANGE                      | 1    | 1    | 1    | 1    |                   |
| 17       | 6CB-14239-00       | .SEAL<br>.JOINT                                     | 1    | 1    | 1    | 1    |                   |
| 18       | 6CB-24452-10       | .COVER<br>.COUVERCLE                                | 1    | 1    | 1    | 1    |                   |
| 19       | 6CB-14429-01       | .SCREW<br>.VIS                                      | 3    | 3    | 3    | 3    |                   |
| 20       | 6CB-24482-00       | .GASKET 1<br>.JOINT 1                               | 1    | 1    | 1    | 1    |                   |
| 21       | 63P-14567-00       | SCREW<br>VIS  | 6    | 6    | 6    | 6    |                   |
| 22       | 69J-13716-00       | COLLAR<br>COLLERETTE                                | 8    | 8    | 8    | 8    |                   |
| 23       | 6CB-13593-00       | DAMPER<br>AMORTISSEUR                               | 4    | 4    | 4    | 4    |                   |
| 24       | 6P2-13907-20       | FUEL PUMP COMP.<br>POMPE A CARBURANT COMP.          | 1    | 1    | 1    | 1    |                   |
| 25       | 63P-13915-00       | FILTER<br>FILTRE                                    | 1    | 1    | 1    | 1    |                   |
| 26       | 6AW-13132-00       | JOINT<br>RACCORD                                    | 1    | 1    | 1    | 1    |                   |
| 27       | 6CB-14985-00       | FLOAT<br>FLOTTEUR                                   | 1    | 1    | 1    | 1    |                   |

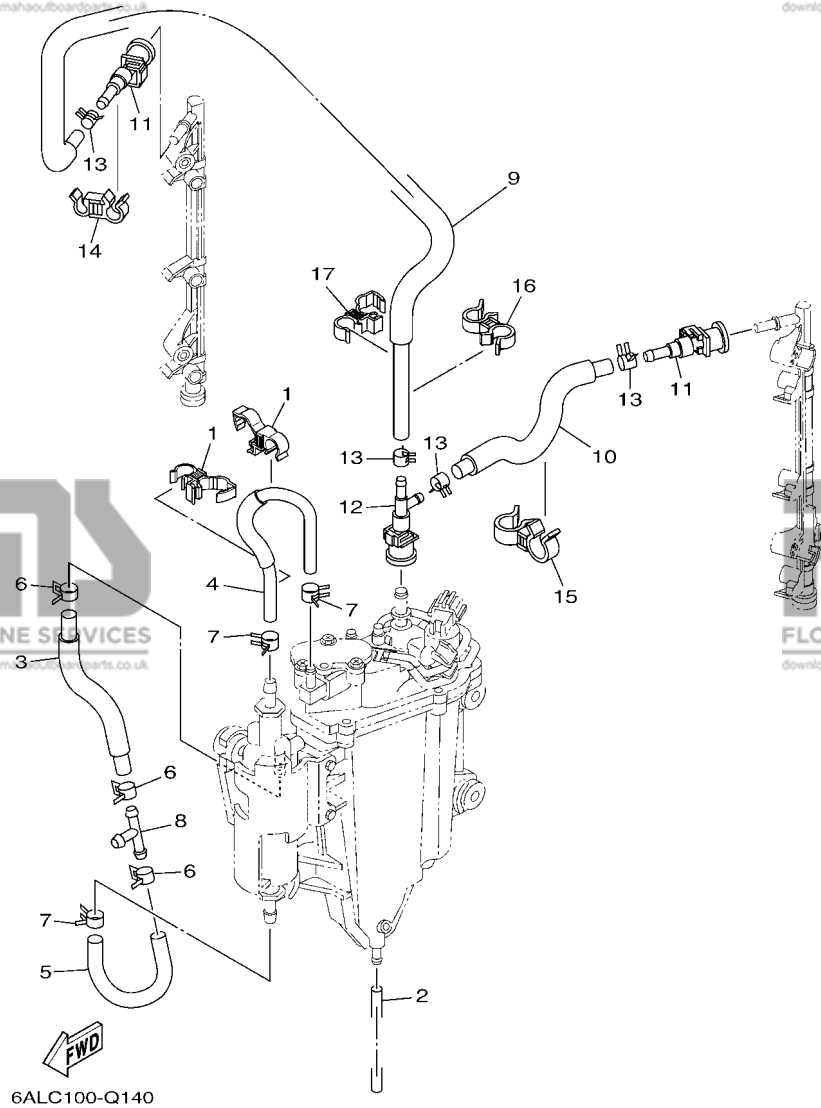


6P2A100-M131

FIG. 13 FUEL INJECTION PUMP 1

POMPE A INJECTEUR 1

| REF. NO. | PART NO. N° PIECES | DESCRIPTION DESCRIPTION                          | 6ALC | 6ASB | 6AMC | 6ATB | REMARKS REMARQUES |
|----------|--------------------|--|------|------|------|------|-------------------|
| 28       | 6CB-14546-00       | VALVE, NEEDLE<br>POINTEAU                        | 1    | 1    | 1    | 1    |                   |
| 29       | 6CB-1447B-00       | BUSH 1<br>DOUILLE 1                              | 1    | 1    | 1    | 1    |                   |
| 30       | 6AW-13781-00       | DAMPER, PUMP<br>AMORTISSEUR, POMPE               | 1    | 1    | 1    | 1    |                   |
| 31       | 6CB-24410-00       | FUEL PUMP ASSY<br>POMPE A ESSENCE                | 1    | 1    | 1    | 1    |                   |
| 32       | 6AW-24491-10       | BRACKET, FUEL PUMP<br>SUPPORT, POMPE A ESSENCE   | 1    | 1    | 1    | 1    |                   |
| 33       | 6AW-13784-00       | COVER, PUMP<br>COUVERCLE, POMPE                  | 1    | 1    | 1    | 1    |                   |
| 34       | 4SV-24453-00       | SCREW<br>VIS                                     | 1    | 1    | 1    | 1    |                   |
| 35       | 98507-04008        | SCREW, PAN HEAD<br>VIS, TETE TRONCONIQUE         | 1    | 1    | 1    | 1    |                   |
| 36       | 6CB-24492-00       | BUSH, FUEL PUMP<br>BAGUE                         | 2    | 2    | 2    | 2    |                   |
| 37       | 6P2-14386-00       | PIN, FLOAT<br>AXE, FLOTTEUR                      | 1    | 1    | 1    | 1    |                   |
| 38       | 6CB-24592-00       | BOLT<br>BOLTE                                    | 2    | 2    | 2    | 2    |                   |
| 39       | 6CB-14984-00       | GASKET, FLOAT CHAMBER<br>JOINT, CUVE DE FLOTTEUR | 1    | 1    | 1    | 1    |                   |



6ALC100-Q140

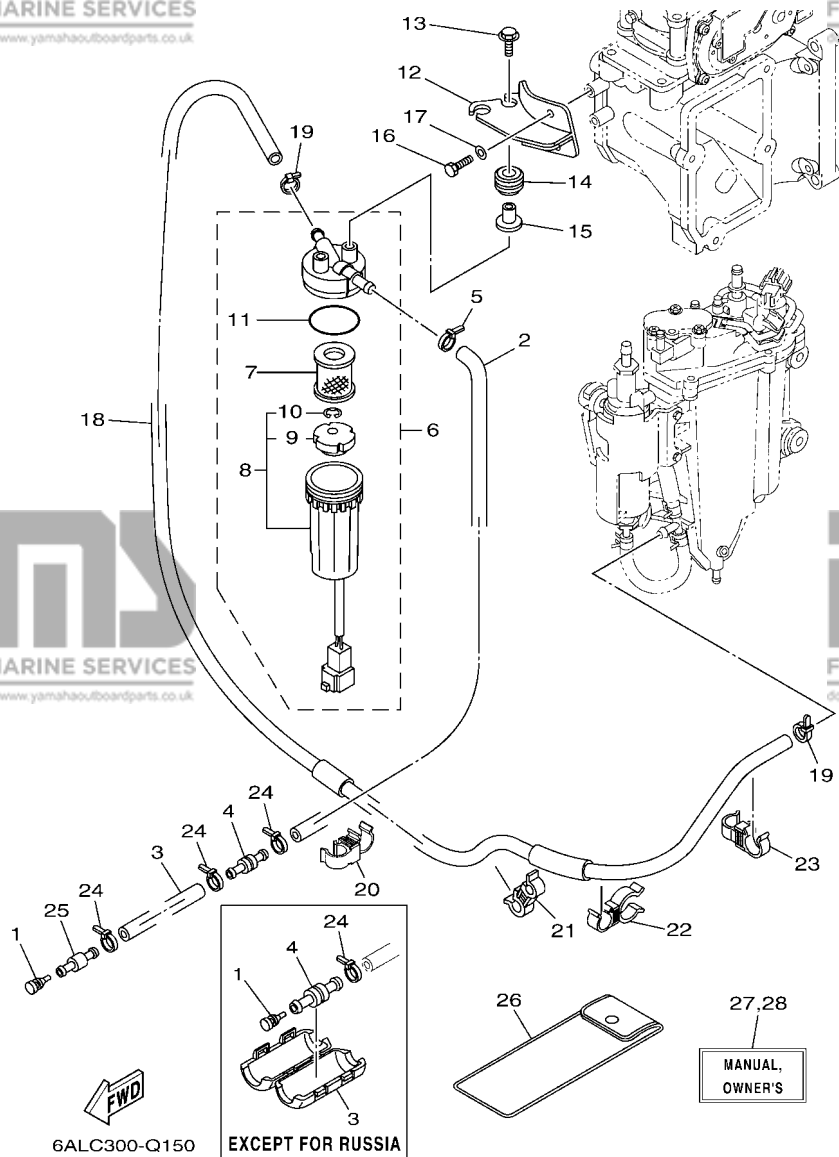
FIG. 14 FUEL INJECTION PUMP 2

POMPE A INJECTEUR 2

| REF. NO. | PART NO. N° PIECES | DESCRIPTION DESCRIPTION                      | 6ALC | 6ASB | 6AMC | 6ATB | REMARKS REMARQUES |
|----------|--------------------|--|------|------|------|------|-------------------|
| 1        | 90464-12012        | CLAMP BRIDE                                  | 2    | 2    | 2    | 2    |                   |
| 2        | 6P2-14149-00       | PIPE DURITE                                  | 1    | 1    | 1    | 1    |                   |
| 3        | 6AW-24323-20       | PIPE 12 DURITE 12                            | 1    | 1    | 1    | 1    |                   |
| 4        | 6AW-24324-30       | PIPE 13 DURITE 13                            | 1    | 1    | 1    | 1    |                   |
| 5        | 6AW-24317-20       | PIPE 7 DURITE 7                              | 1    | 1    | 1    | 1    |                   |
| 6        | 69J-14137-00       | CLIP JONC                                    | 3    | 3    | 3    | 3    |                   |
| 7        | 68V-13577-00       | CLIP AGRAFE                                  | 3    | 3    | 3    | 3    |                   |
| 8        | 6E5-24378-00       | PIPE, JOINT 3 DURITE, RACCORDEMENT 3         | 1    | 1    | 1    | 1    |                   |
| 9        | 6P2-13973-30       | PIPE, FUEL 3 TUBE 3, CARBURANT               | 1    | 1    | 1    | 1    |                   |
| 10       | 6P2-13974-30       | PIPE, FUEL 4 TUBE 4, CARBURANT               | 1    | 1    | 1    | 1    |                   |
| 11       | 6AW-24300-10       | FUEL PIPE JOINT DURITE RACCORDEMT. A ESSENCE | 2    | 2    | 2    | 2    |                   |
| 12       | 6P2-24300-00       | FUEL PIPE JOINT DURITE RACCORDEMT. A ESSENCE | 1    | 1    | 1    | 1    |                   |
| 13       | 68V-13577-00       | CLIP AGRAFE                                  | 4    | 4    | 4    | 4    |                   |
| 14       | 90464-12010        | CLAMP BRIDE                                  | 1    | 1    | 1    | 1    |                   |
| 15       | 90464-18005        | CLAMP BRIDE                                  | 1    | 1    | 1    | 1    |                   |
| 16       | 90464-12009        | CLAMP BRIDE                                  | 1    | 1    | 1    | 1    |                   |
| 17       | 90464-12012        | CLAMP BRIDE                                  | 1    | 1    | 1    | 1    |                   |

**FIG. 15 FUEL 1**

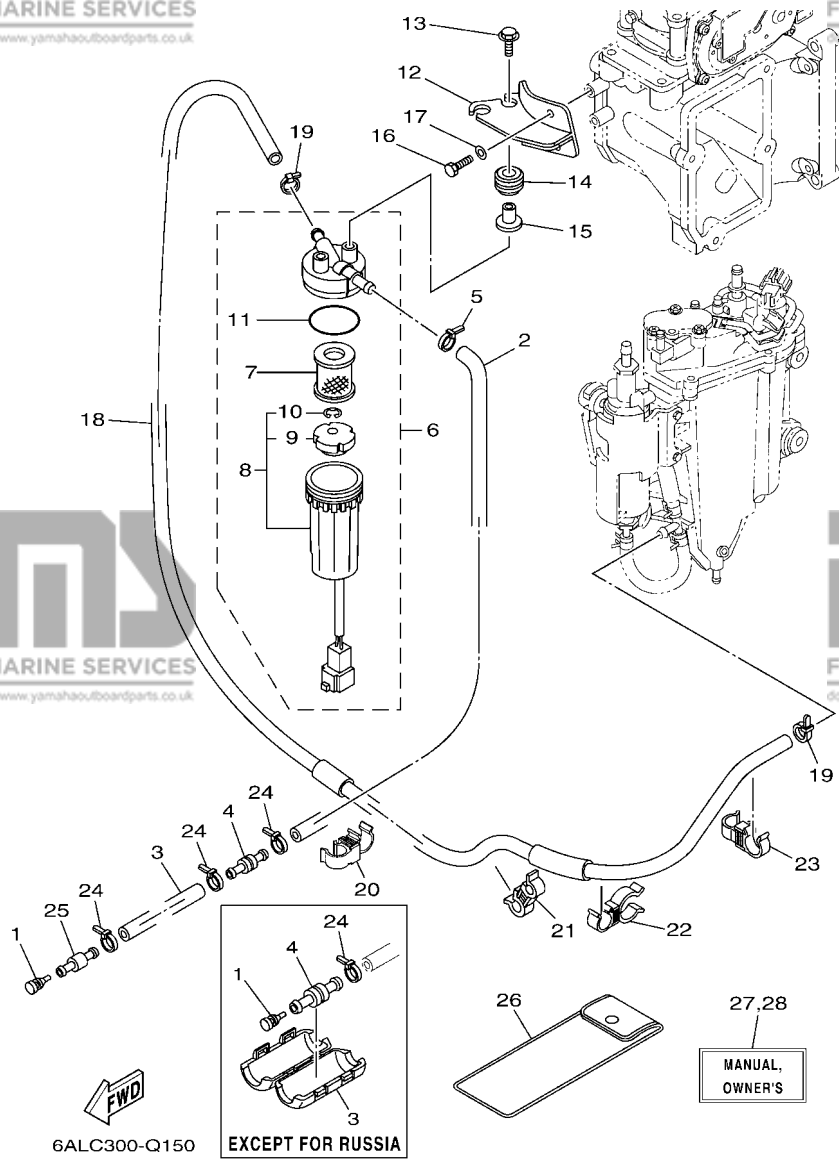
**CARBURANT 1**



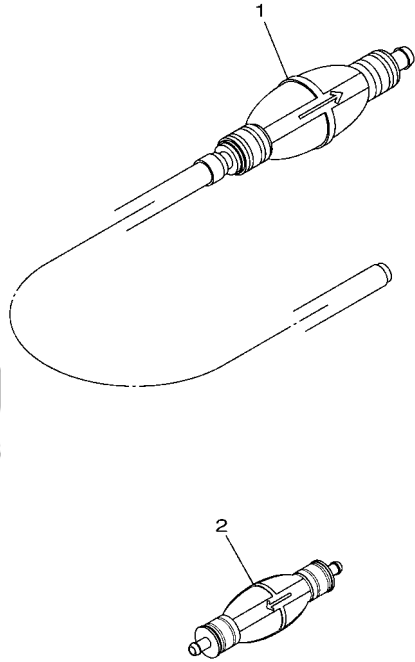
| REF. NO. | PART NO. N° PIECES | DESCRIPTION DESCRIPTION                 | 6ALC | 6ASB | 6AMC | 6ATB | REMARKS REMARQUES             |
|----------|--------------------|---|------|------|------|------|-------------------------------|
| 1        | 689-85547-00       | DAMPER AMORTISSEUR                      | 1    | 1    | 1    | 1    |                               |
| 2        | 6P2-24314-00       | PIPE 4 DURITE 4                         | 1    | 1    |      |      | FOR RUS FOR RUS               |
|          | 6P2-24314-11       | PIPE 4 DURITE 4                         | 1    | 1    | 1    | 1    | EXCEPT FOR RUS EXCEPT FOR RUS |
| 3        | 90445-13511        | HOSE (L2000) DURITE (L2000)             | 1    | 1    |      |      | FOR RUS FOR RUS               |
|          | 68V-24452-00       | COVER COUVERCLE                         | 1    | 1    | 1    | 1    | EXCEPT FOR RUS EXCEPT FOR RUS |
| 4        | 6R3-24377-10       | PIPE, JOINT 2 DURITE RACCORDEMENT 2     | 1    | 1    | 1    | 1    |                               |
| 5        | 90465-11M10        | CLAMP BRIDE                             | 1    | 1    | 1    | 1    |                               |
| 6        | 6P3-24560-03       | FILTER ASSY ENS FILTRE                  | 1    | 1    | 1    | 1    |                               |
| 7        | 6P3-24563-01       | .ELEMENT, FILTER .ELEMENT, FILTRE       | 1    | 1    | 1    | 1    |                               |
| 8        | 6P3-24562-03       | .CUP, FILTER .CUVETTE, FILTRE           | 1    | 1    | 1    | 1    |                               |
| 9        | 6P3-24469-00       | ..FLOAT, WATER LEVEL ..FLOTTEUR         | 1    | 1    | 1    | 1    |                               |
| 10       | 6P3-24519-00       | ..CLIP ..JONC                           | 1    | 1    | 1    | 1    |                               |
| 11       | 6P3-24564-00       | ..GASKET ..JOINT                        | 1    | 1    | 1    | 1    |                               |
| 12       | 6P2-24566-11       | BRACKET, FILTER SUPPORT, FILTRE         | 1    | 1    | 1    | 1    |                               |
| 13       | 90119-06M17        | BOLT, WITH WASHER BOULON, AVEC RONDELLE | 2    | 2    | 2    | 2    |                               |
| 14       | 90480-14018        | GROMMET PASSE-FIL                       | 2    | 2    | 2    | 2    |                               |
| 15       | 90387-06289        | COLLAR COLLERETTE                       | 2    | 2    | 2    | 2    |                               |
| 16       | 97095-06014        | BOLT BOULON                             | 2    | 2    | 2    | 2    |                               |
| 17       | 92995-06600        | WASHER RONDELLE                         | 2    | 2    | 2    | 2    |                               |
| 18       | 6P2-24313-50       | PIPE 3 DURITE 3                         | 1    | 1    |      |      | FOR RUS FOR RUS               |
|          | 6P2-24313-60       | PIPE 3 DURITE 3                         | 1    | 1    | 1    | 1    | EXCEPT FOR RUS EXCEPT FOR RUS |
| 19       | 90465-11M10        | CLAMP BRIDE                             | 2    | 2    | 2    | 2    |                               |
| 20       | 90464-12009        | CLAMP BRIDE                             | 1    | 1    | 1    | 1    |                               |
| 21       | 90464-12010        | CLAMP BRIDE                             | 1    | 1    | 1    | 1    |                               |
| 22       | 90464-20024        | CLAMP BRIDE                             | 1    | 1    | 1    | 1    |                               |
| 23       | 90464-12009        | CLAMP BRIDE                             | 1    | 1    | 1    | 1    |                               |
| 24       | 90465-11M10        | CLAMP BRIDE                             | 3    | 3    |      |      | FOR RUS FOR RUS               |

**FIG. 15 FUEL 1**

**CARBURANT 1**



| REF. NO. | PART NO. N° PIECES | DESCRIPTION DESCRIPTION              | 6ALC | 6ASB | 6AMC | 6ATB | REMARKS REMARQUES                |
|----------|--------------------|--------------------------------------|------|------|------|------|----------------------------------|
| 24       | 90465-11M10        | CLAMP BRIDE                          | 1    | 1    | 1    | 1    | EXCEPT FOR RUS<br>EXCEPT FOR RUS |
| 25       | 6R3-24377-00       | PIPE, JOINT 2 DURITE RACCORDEMENT 2  | 1    | 1    |      |      | FOR RUS<br>FOR RUS               |
| 26       | 69J-28100-01       | TOOL KIT TROUSSE A OUTILS            | 1    | 1    | 1    | 1    | AP<br>AP                         |
| 27       | 6P2-28199-7C-E0    | MANUAL, OWNER'S MANUEL D'UTILISATION | 1    | 1    | 1    | 1    | UR (E)<br>UR (E)                 |
|          | 6P2-28199-7C-F0    | MANUAL, OWNER'S MANUEL D'UTILISATION | 1    | 1    | 1    | 1    | UR (F)<br>UR (F)                 |
|          | 6P2-28199-7C-S0    | MANUAL, OWNER'S MANUEL D'UTILISATION | 1    | 1    | 1    | 1    | UR (ES)<br>UR (ES)               |
|          | 6P2-28199-7C-G0    | MANUAL, OWNER'S MANUEL D'UTILISATION | 1    | 1    | 1    | 1    | UR (D)<br>UR (D)                 |
|          | 6P2-28199-7C-D0    | MANUAL, OWNER'S MANUEL D'UTILISATION | 1    | 1    | 1    | 1    | UR (NL)<br>UR (NL)               |
|          | 6P2-28199-7C-H0    | MANUAL, OWNER'S MANUEL D'UTILISATION | 1    | 1    | 1    | 1    | UR (I)<br>UR (I)                 |
| 28       | 6P2-28199-8C-K0    | MANUAL, OWNER'S MANUEL D'UTILISATION | 1    | 1    | 1    | 1    | UR (DK)<br>UR (DK)               |
|          | 6P2-28199-8C-R0    | MANUAL, OWNER'S MANUEL D'UTILISATION | 1    | 1    | 1    | 1    | UR (GR)<br>UR (GR)               |
|          | 6P2-28199-8C-P0    | MANUAL, OWNER'S MANUEL D'UTILISATION | 1    | 1    | 1    | 1    | UR (P)<br>UR (P)                 |
|          | 6P2-28199-8C-N0    | MANUAL, OWNER'S MANUEL D'UTILISATION | 1    | 1    | 1    | 1    | UR (N)<br>UR (N)                 |
|          | 6P2-28199-8C-M0    | MANUAL, OWNER'S MANUEL D'UTILISATION | 1    | 1    | 1    | 1    | UR (S)<br>UR (S)                 |
|          | 6P2-28199-8C-L0    | MANUAL, OWNER'S MANUEL D'UTILISATION | 1    | 1    | 1    | 1    | UR (SF)<br>UR (SF)               |



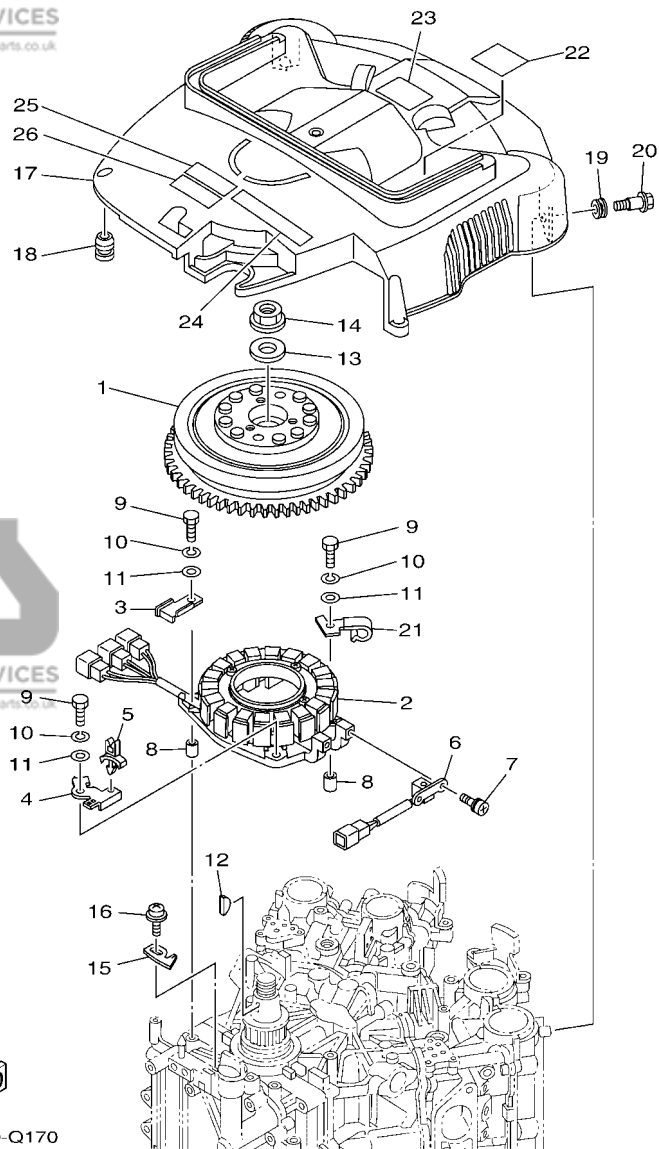
  
63P9300-L130

**FIG. 16 FUEL 2**

**CARBURANT 2**

| REF. NO. | PART NO. N° PIECES | DESCRIPTION DESCRIPTION                 | CARBURANT 2 |      |      |      | REMARKS REMARQUES                      |
|----------|--------------------|---|-------------|------|------|------|--|
|          |                    |   | 6ALC        | 6ASB | 6AMC | 6ATB |  |
| 1        | 6YK-24307-42       | FUEL PIPE COMP. 2<br>DURITE A ESSENCE 2 | 1           |      | 1    |      | AP FOR RUS<br>AP FOR RUS               |
| 2        | 6YK-24360-73       | PRIMER PUMP ASSY<br>POMPE D'AMORCAGE    | 1           | 1    | 1    | 1    | AP EXCEPT FOR RUS<br>AP EXCEPT FOR RUS |





6ALC100-Q170

**FIG. 17 GENERATOR**

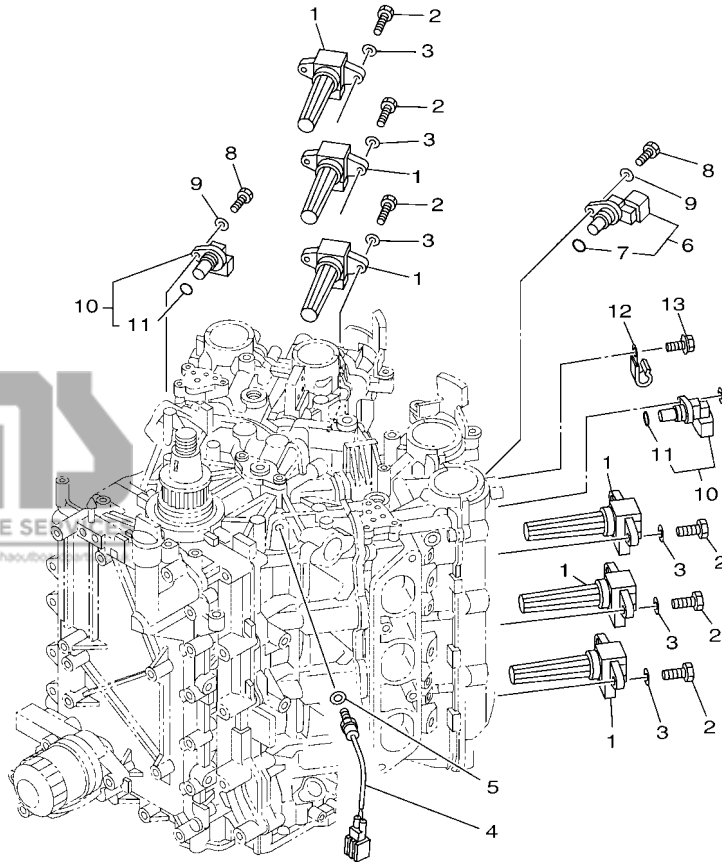
**GENERATRICE**

| REF. NO. | PART NO. N° PIECES | DESCRIPTION DESCRIPTION                              | 6ALC | 6ASB | 6AMC | 6ATB | REMARKS REMARQUES |
|----------|--------------------|--|------|------|------|------|-------------------|
| 1        | 6P2-81450-00       | ROTOR ASSY<br>ROTOR COMPLET                          | 1    | 1    | 1    | 1    |                   |
| 2        | 6P2-81460-00       | BASE ASSY<br>ENS. FLASQUE                            | 1    | 1    | 1    | 1    |                   |
| 3        | 6P2-81443-00       | CLAMP, LEAD 1<br>BRIDE, FIL 1                        | 1    | 1    | 1    | 1    |                   |
| 4        | 6P2-8257V-00       | PLATE, CONNECTOR<br>PLAQUE, CONNECTEUR               | 1    | 1    | 1    | 1    |                   |
| 5        | 90464-06001        | CLAMP<br>BRIDE                                       | 1    | 1    | 1    | 1    |                   |
| 6        | 6P2-85580-00       | COIL, PULSER<br>BOBINE, PULSEUR                      | 1    | 1    | 1    | 1    |                   |
| 7        | 97980-05312        | SCREW, WITH WASHER<br>VIS, AVEC RONDELLE             | 2    | 2    | 2    | 2    |                   |
| 8        | 99530-08012        | PIN, DOWEL<br>GOUJON, D'ASSEMBLAGE                   | 2    | 2    | 2    | 2    |                   |
| 9        | 97095-06035        | BOLT<br>BOULON                                       | 4    | 4    | 4    | 4    |                   |
| 10       | 92995-06100        | WASHER, SPRING<br>RONDELLE, GROWER                   | 4    | 4    | 4    | 4    |                   |
| 11       | 92995-06600        | WASHER<br>RONDELLE                                   | 4    | 4    | 4    | 4    |                   |
| 12       | 90280-05015        | KEY, WOODRUFF<br>CLAVETTE, DEMI-LUNE                 | 1    | 1    | 1    | 1    |                   |
| 13       | 90201-24014        | WASHER, PLATE<br>RONDELLE, PLATE                     | 1    | 1    | 1    | 1    |                   |
| 14       | 90179-24002        | NUT<br>ECROU   | 1    | 1    | 1    | 1    |                   |
| 15       | 6P2-81332-00       | PLATE, TIMING<br>PLATEAU, ALLUMAGE                   | 1    | 1    | 1    | 1    |                   |
| 16       | 97985-06210        | SCREW, WITH WASHER<br>VIS, AVEC RONDELLE             | 1    | 1    | 1    | 1    |                   |
| 17       | 6P2-81337-02       | COVER, FLYWHEEL<br>COUVERCLE, VOLANT                 | 1    | 1    | 1    | 1    |                   |
| 18       | 663-82317-01       | DAMPER, IGNITION COIL<br>AMORTISSEUR, BOBINE D'ALLUM | 4    | 4    | 4    | 4    |                   |
| 19       | 90480-12314        | GROMMET<br>PASSE-FIL                                 | 2    | 2    | 2    | 2    |                   |
| 20       | 90109-06MA1        | BOLT<br>BOULON                                       | 2    | 2    | 2    | 2    |                   |
| 21       | 6P2-81128-00       | CLAMP<br>BRIDE                                       | 1    | 1    | 1    | 1    |                   |
| 22       | 6P2-81919-60       | GRAPHIC, REGULATOR<br>ADHESIF, REGULATEUR            | 1    | 1    | 1    | 1    |                   |
| 23       | 6P2-81919-70       | GRAPHIC, REGULATOR<br>ADHESIF, REGULATEUR            | 1    | 1    | 1    | 1    |                   |
| 24       | 60L-13437-62       | MARK, CAUTION<br>MAKER                               | 1    | 1    | 1    | 1    |                   |
| 25       | 6EE-81994-40       | LABEL, SAFETY<br>ETIQUETTE, SECURITE                 | 1    | 1    | 1    | 1    |                   |
| 26       | 6EE-81994-50       | LABEL, SAFETY<br>ETIQUETTE, SECURITE                 | 1    | 1    | 1    | 1    |                   |

**FIG. 18 ELECTRICAL 1**

**PARTIE ELECTRIQUE 1**

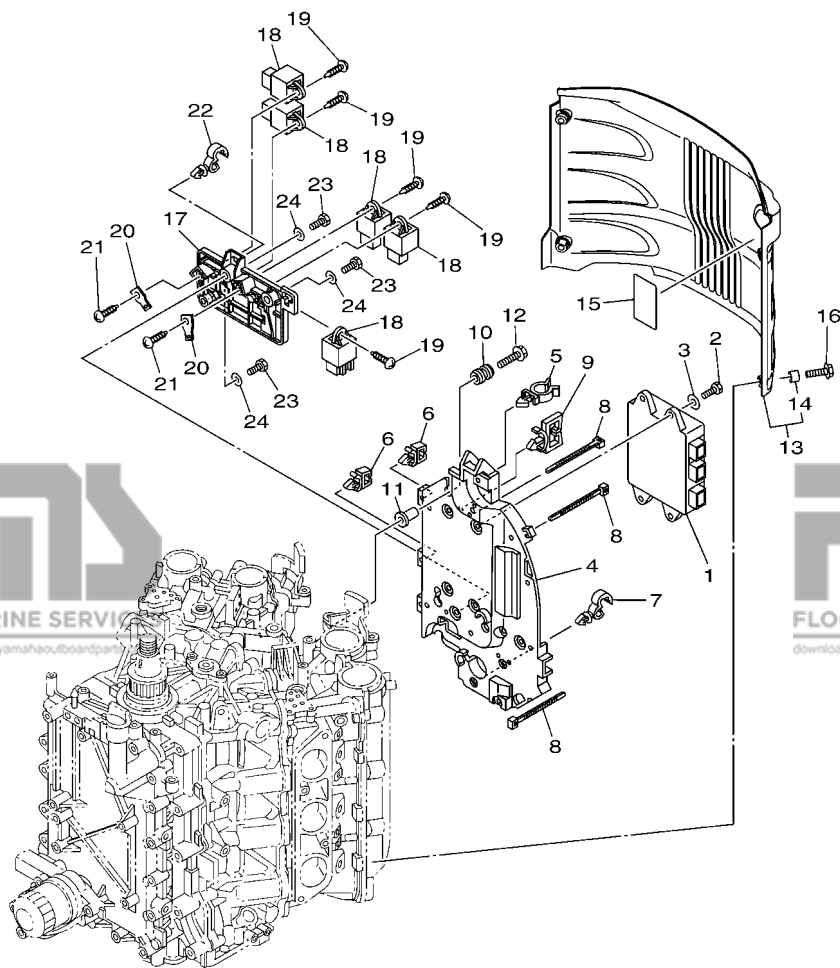
| REF. NO. | PART NO. N° PIECES | DESCRIPTION DESCRIPTION                         | 6ALC | 6ASB | 6AMC | 6ATB | REMARKS REMARQUES |
|----------|--------------------|---|------|------|------|------|-------------------|
| 1        | 6P2-82310-01       | IGNITION COIL ASSY<br>BOBINE D'ALLUMAGE         | 6    | 6    | 6    | 6    |                   |
| 2        | 97095-06020        | BOLT<br>BOULON                                  | 12   | 12   | 12   | 12   |                   |
| 3        | 92995-06600        | WASHER<br>RONDELLE                              | 12   | 12   | 12   | 12   |                   |
| 4        | 61A-85790-00       | THERMOSENSOR ASSY<br>SENSITOMETRE               | 1    | 1    | 1    | 1    |                   |
| 5        | 92990-10600        | WASHER, PLATE<br>RONDELLE, PLATE                | 1    | 1    | 1    | 1    |                   |
| 6        | 6P2-85896-00       | SENSOR, CAM POSITION<br>SONDE DE CAME           | 1    | 1    | 1    | 1    |                   |
| 7        | 6P2-85075-00       | .O-RING<br>.JOINT TORIQUE                       | 1    | 1    | 1    | 1    |                   |
| 8        | 97095-06020        | BOLT<br>BOULON                                  | 3    | 3    | 3    | 3    |                   |
| 9        | 92995-06600        | WASHER<br>RONDELLE                              | 3    | 3    | 3    | 3    |                   |
| 10       | 6P2-85897-00       | SENSOR, CAM POSITION 2<br>SONDE DE CAME 2       | 2    | 2    | 2    | 2    |                   |
| 11       | 6P2-85075-00       | .O-RING<br>.JOINT TORIQUE                       | 1    | 1    | 1    | 1    |                   |
| 12       | 90462-08032        | CLAMP<br>BRIDE                                  | 1    | 1    | 1    | 1    |                   |
| 13       | 97595-06512        | BOLT, WITH WASHER<br>VIS HEXAGONAL AVC RONDELLE | 1    | 1    | 1    | 1    |                   |



6ALC100-Q180

**FIG. 19 ELECTRICAL 2**

**PARTIE ELECTRIQUE 2**

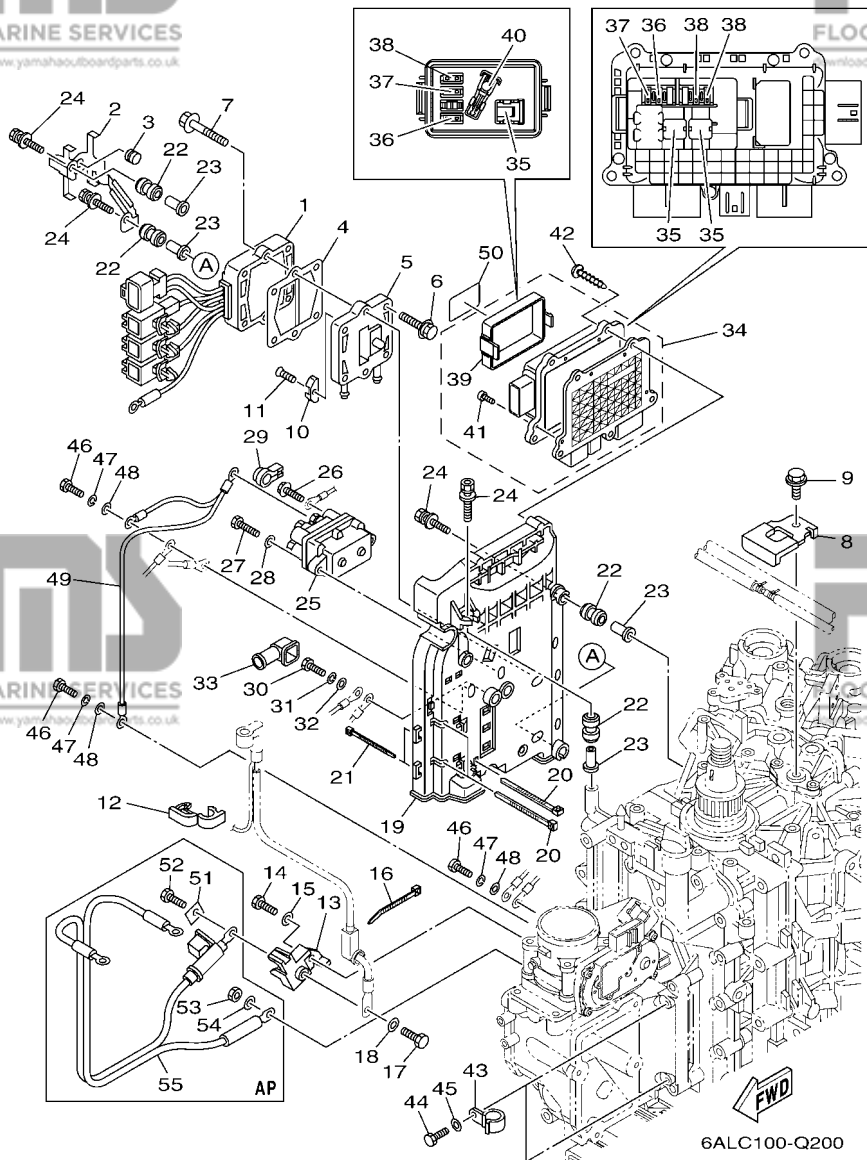


**FWD**  
6ALC100-Q190

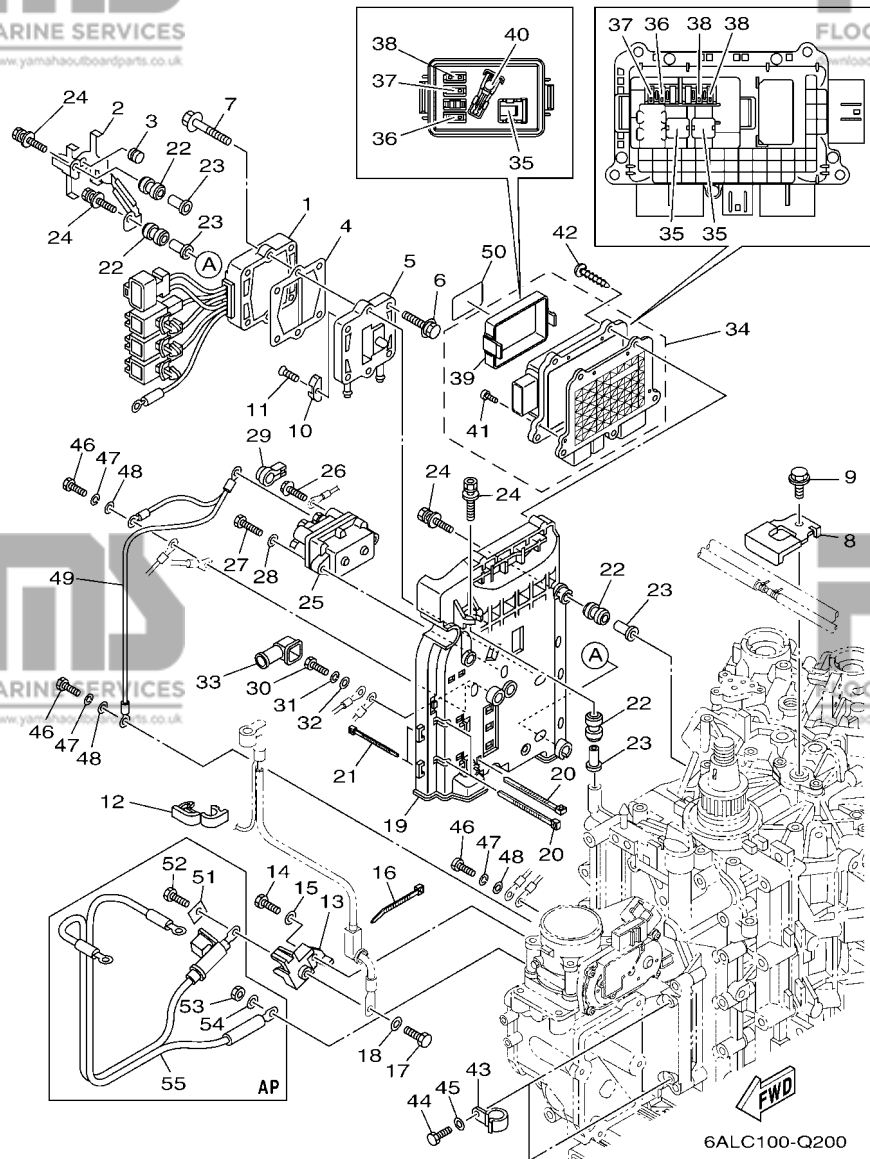
| REF. NO. | PART NO. N° PIECES | DESCRIPTION DESCRIPTION                              | 6ALC | 6ASB | 6AMC | 6ATB | REMARKS REMARQUES |
|----------|--------------------|--|------|------|------|------|-------------------|
| 1        | 6AL-8591A-14       | ENGINE CONTROL UNIT ASSY<br>BLOC DE CONTROL          | 1    |      | 1    |      |                   |
|          | 6AS-8591A-14       | ENGINE CONTROL UNIT ASSY<br>BLOC DE CONTROL          |      | 1    |      | 1    |                   |
| 2        | 97095-06020        | BOLT<br>BOULON                                       | 4    | 4    | 4    | 4    |                   |
| 3        | 92995-06600        | WASHER<br>RONDELLE                                   | 4    | 4    | 4    | 4    |                   |
| 4        | 6P2-82316-00       | BRACKET, IGNITION COIL<br>SUPPORT, BOBINE D'ALLUMAGE | 1    | 1    | 1    | 1    |                   |
| 5        | 90464-19M45        | CLAMP<br>BRIDE                                       | 1    | 1    | 1    | 1    |                   |
| 6        | 90464-11121        | CLAMP<br>BRIDE                                       | 2    | 2    | 2    | 2    |                   |
| 7        | 90464-13249        | CLAMP<br>BRIDE                                       | 1    | 1    | 1    | 1    |                   |
| 8        | 90465-14M66        | CLAMP<br>BRIDE                                       | 3    | 3    | 3    | 3    |                   |
| 9        | 90464-23199        | CLAMP<br>BRIDE                                       | 1    | 1    | 1    | 1    |                   |
| 10       | 6A0-82317-00       | DAMPER, IGNITION COIL<br>AMORTISSEUR, BOBINE D'ALLUM | 4    | 4    | 4    | 4    |                   |
| 11       | 90387-06119        | COLLAR<br>COLLERETTE                                 | 4    | 4    | 4    | 4    |                   |
| 12       | 90119-06M59        | BOLT, WITH WASHER<br>BOULON, AVEC RONDELLE           | 4    | 4    | 4    | 4    |                   |
| 13       | 6P2-82314-10       | COVER, IGNITION COIL<br>COUVERCLE, BOBINE D'ALLUMAGE | 1    | 1    | 1    | 1    |                   |
| 14       | 90387-06044        | .COLLAR<br>.COLLERETTE                               | 4    | 4    | 4    | 4    |                   |
| 15       | 6P2-42735-00       | PROTECTOR<br>PROTECTEUR                              | 1    | 1    | 1    | 1    |                   |
| 16       | 90119-06M92        | BOLT, WITH WASHER<br>BOULON, AVEC RONDELLE           | 4    | 4    | 4    | 4    |                   |
| 17       | 6P2-81952-00       | HOLDER, RELAY<br>SUPPORT, RELAIS                     | 1    | 1    | 1    | 1    |                   |
| 18       | 68V-81950-00       | RELAY ASSY<br>RELAIS COMPLET                         | 5    | 5    | 5    | 5    |                   |
| 19       | 97780-60620        | SCREW, TAPPING<br>VIS, TETE BOMBEE                   | 5    | 5    | 5    | 5    |                   |
| 20       | 6P2-83635-00       | BRACKET<br>SUPPORT                                   | 2    | 2    | 2    | 2    |                   |
| 21       | 97780-60620        | SCREW, TAPPING<br>VIS, TETE BOMBEE                   | 2    | 2    | 2    | 2    |                   |
| 22       | 90464-13249        | CLAMP<br>BRIDE                                       | 1    | 1    | 1    | 1    |                   |
| 23       | 97095-06020        | BOLT<br>BOULON                                       | 3    | 3    | 3    | 3    |                   |
| 24       | 92995-06600        | WASHER<br>RONDELLE                                   | 3    | 3    | 3    | 3    |                   |

**FIG. 20 ELECTRICAL 3**

**PARTIE ELECTRIQUE 3**



| REF. NO. | PART NO. N° PIECES | DESCRIPTION DESCRIPTION                                    | 6ALC | 6ASB | 6AMC | 6ATB | REMARKS REMARQUES |
|----------|--------------------|--|------|------|------|------|-------------------|
| 1        | 6P2-81960-10       | RECTIFIER & REGULATOR ASSY<br>REDRESSEUR REGULATEUR CPLT   | 1    | 1    | 1    | 1    |                   |
| 2        | 6P2-81614-10       | PROTECTOR<br>PROTECTEUR                                    | 1    | 1    | 1    | 1    |                   |
| 3        | 2D1-14737-00       | DAMPER, MUFFLER<br>AMORTISSEUR DE POT D'ECHAPPT            | 1    | 1    | 1    | 1    |                   |
| 4        | 60V-81975-A0       | PLATE, RECTIFIER FITTING<br>PLAQUE, FIXATION DU REDRESSEUR | 1    | 1    | 1    | 1    |                   |
| 5        | 6P2-81972-00-9S    | COVER, RECTIFIER<br>COUVERCLE, REDRESSEUR                  | 1    | 1    | 1    | 1    |                   |
| 6        | 90119-06MA3        | BOLT, WITH WASHER<br>BOULON, AVEC RONDELLE                 | 4    | 4    | 4    | 4    |                   |
| 7        | 90119-06MA5        | BOLT, WITH WASHER<br>BOULON, AVEC RONDELLE                 | 2    | 2    | 2    | 2    |                   |
| 8        | 6P2-12491-00       | CLAMP 1<br>COLLIER 1                                       | 1    | 1    | 1    | 1    |                   |
| 9        | 97595-06512        | BOLT, WITH WASHER<br>VIS HEXAGONAL AVC RONDELLE            | 1    | 1    | 1    | 1    |                   |
| 10       | 6E5-11325-00       | ANODE<br>ANODE   | 1    | 1    | 1    | 1    |                   |
| 11       | 98780-04015        | SCREW, FLAT HEAD<br>VIS A TETE FRAISEE                     | 1    | 1    | 1    | 1    |                   |
| 12       | 90464-18004        | CLAMP<br>BRIDE   | 5    | 5    | 5    | 5    |                   |
| 13       | 6P2-81925-01       | TERMINAL<br>BORNE  | 1    | 1    | 1    | 1    |                   |
| 14       | 97095-08020        | BOLT<br>BOULON   | 1    | 1    | 1    | 1    |                   |
| 15       | 92995-08600        | WASHER<br>RONDELLE   | 1    | 1    | 1    | 1    |                   |
| 16       | 90465-13M18        | CLAMP<br>BRIDE   | 1    | 1    | 1    | 1    |                   |
| 17       | 97095-08016        | BOLT<br>BOULON   | 1    | 1    | 1    | 1    |                   |
| 18       | 92995-08600        | WASHER<br>RONDELLE   | 1    | 1    | 1    | 1    |                   |
| 19       | 6P2-81948-10       | BRACKET<br>SUPPORT   | 1    | 1    | 1    | 1    |                   |
| 20       | 90465-13M18        | CLAMP<br>BRIDE   | 4    | 4    | 4    | 4    |                   |
| 21       | 90465-14M66        | CLAMP<br>BRIDE   | 2    | 2    | 2    | 2    |                   |
| 22       | 6A0-82317-00       | DAMPER, IGNITION COIL<br>AMORTISSEUR, BOBINE D'ALLUM       | 6    | 6    | 6    | 6    |                   |
| 23       | 90387-06119        | COLLAR<br>COLLERETTE                                       | 6    | 6    | 6    | 6    |                   |
| 24       | 90119-06M95        | BOLT, WITH WASHER<br>BOULON, AVEC RONDELLE                 | 6    | 6    | 6    | 6    |                   |
| 25       | 63P-81950-00       | RELAY ASSY<br>RELAIS COMPLET                               | 1    | 1    | 1    | 1    |                   |
| 26       | 97595-06610        | BOLT, WITH WASHER<br>VIS HEXAGONAL AVC RONDELLE            | 2    | 2    | 2    | 2    |                   |
| 27       | 97013-06025        | BOLT<br>BOULON   | 2    | 2    | 2    | 2    |                   |



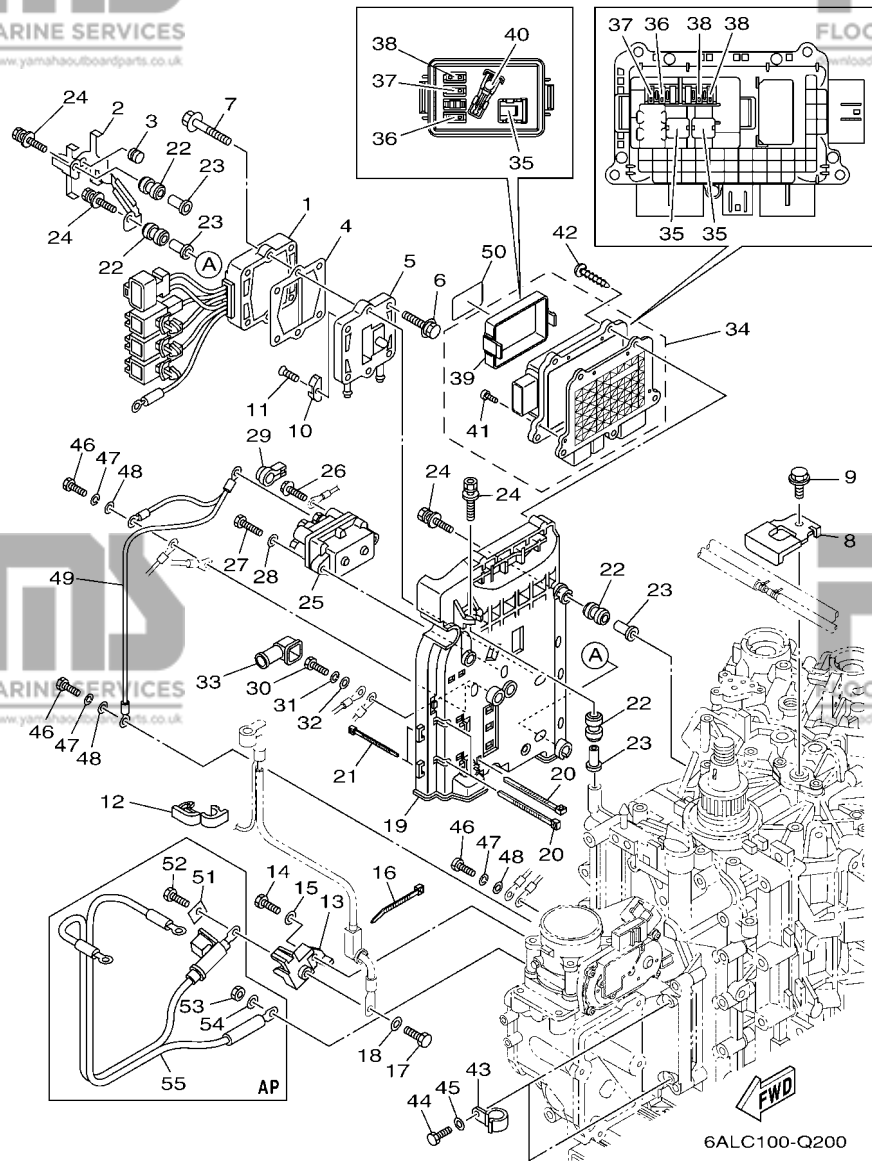
**FIG. 20 ELECTRICAL 3**

**PARTIE ELECTRIQUE 3**

| REF. NO. | PART NO. N° PIECES | DESCRIPTION DESCRIPTION                   | 6ALC | 6ASB | 6AMC | 6ATB | REMARKS REMARQUES    |
|----------|--------------------|---|------|------|------|------|----------------------|
| 28       | 92903-06600        | WASHER, PLATE<br>RONDELLE, PLATE          | 2    | 2    | 2    | 2    |                      |
| 29       | 6P2-8183X-00       | CAP, TERMINAL<br>COUVERCLE, BORNE         | 2    | 2    | 2    | 2    |                      |
| 30       | 97095-06016        | BOLT<br>BOULON                            | 1    | 1    | 1    | 1    |                      |
| 31       | 92995-06100        | WASHER, SPRING<br>RONDELLE, GROWER        | 1    | 1    | 1    | 1    |                      |
| 32       | 92995-06600        | WASHER<br>RONDELLE                        | 1    | 1    | 1    | 1    |                      |
| 33       | 6P2-82119-00       | COVER, LEAD WIRE<br>GARNITURE, FIL        | 1    | 1    | 1    | 1    |                      |
| 34       | 6P2-82170-20       | FUSE BOX ASSY<br>BOITE A FUSIBLES         | 1    | 1    | 1    | 1    |                      |
| 35       | 6CB-82151-40       | .FUSE (60A)<br>.FUSIBLE (60A)             | 3    | 3    | 3    | 3    |                      |
| 36       | 6CB-82151-00       | .FUSE (10A)<br>.FUSIBLE (10A)             | 2    | 2    | 2    | 2    |                      |
| 37       | 6CB-82151-20       | .FUSE (20A)<br>.FUSIBLE (20A)             | 2    | 2    | 2    | 2    |                      |
| 38       | 6CB-82151-30       | .FUSE (30A)<br>.FUSIBLE (30A)             | 3    | 3    | 3    | 3    |                      |
| 39       | 6CB-85544-10       | .COVER<br>.COUVERCLE                      | 1    | 1    | 1    | 1    |                      |
| 40       | 6CB-2812A-00       | .PULLER, FUSE<br>.TENDEUR, FUSIBLE        | 1    | 1    | 1    | 1    |                      |
| 41       | 6P2-82113-00       | .SCREW<br>.VIS                            | 5    | 5    | 5    | 5    |                      |
| 42       | 97780-50620        | SCREW, TAPPING<br>VIS, TETE BOMBEE        | 4    | 4    | 4    | 4    |                      |
| 43       | 90462-08026        | CLAMP<br>BRIDE                            | 2    | 2    | 2    | 2    |                      |
| 44       | 97095-06016        | BOLT<br>BOULON                            | 2    | 2    | 2    | 2    |                      |
| 45       | 92995-06600        | WASHER<br>RONDELLE                        | 2    | 2    | 2    | 2    |                      |
| 46       | 97095-06016        | BOLT<br>BOULON                            | 3    | 3    | 3    | 3    |                      |
| 47       | 92995-06100        | WASHER, SPRING<br>RONDELLE, GROWER        | 3    | 3    | 3    | 3    |                      |
| 48       | 92995-06600        | WASHER<br>RONDELLE                        | 3    | 3    | 3    | 3    |                      |
| 49       | 6P2-8259M-10       | WIRE HARNESS ASSY 2<br>FAISCEAU DE FILS   | 1    | 1    | 1    | 1    |                      |
| 50       | 6P2-81919-50       | GRAPHIC, REGULATOR<br>ADHESIF, REGULATEUR | 1    | 1    | 1    | 1    |                      |
| 51       | 6P2-81923-00       | WASHER<br>RONDELLE                        | 1    | 1    | 1    | 1    | AP                   |
| 52       | 97095-08016        | BOLT<br>BOULON                            | 1    | 1    | 1    | 1    | AP<br>AP<br>AP       |
| 53       | 95333-08600        | NUT<br>ECROU                              | 1    | 1    | 1    | 1    | AP<br>AP<br>AP<br>AP |
| 54       | 92903-08100        | WASHER, SPRING<br>RONDELLE, GROWER        | 1    | 1    | 1    | 1    |                      |

**FIG. 20 ELECTRICAL 3**

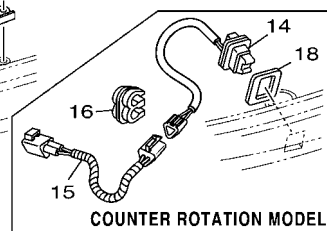
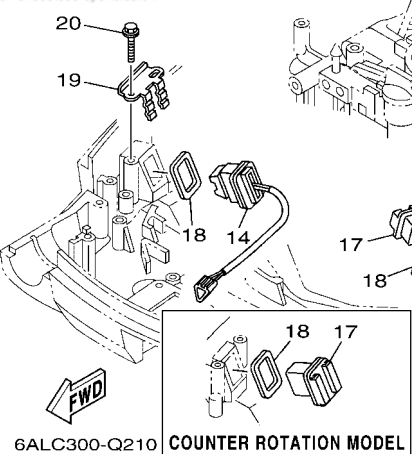
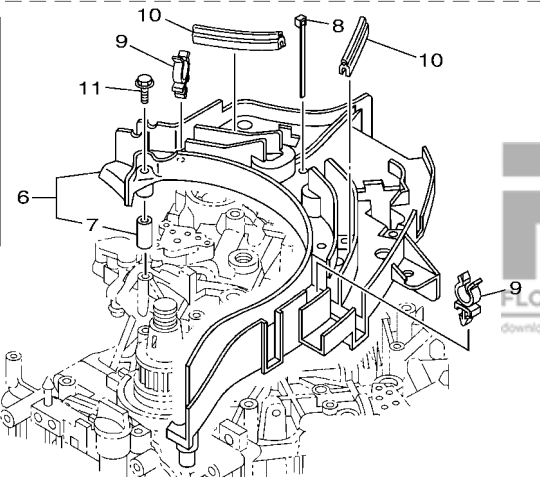
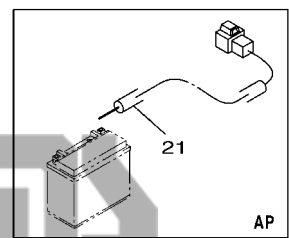
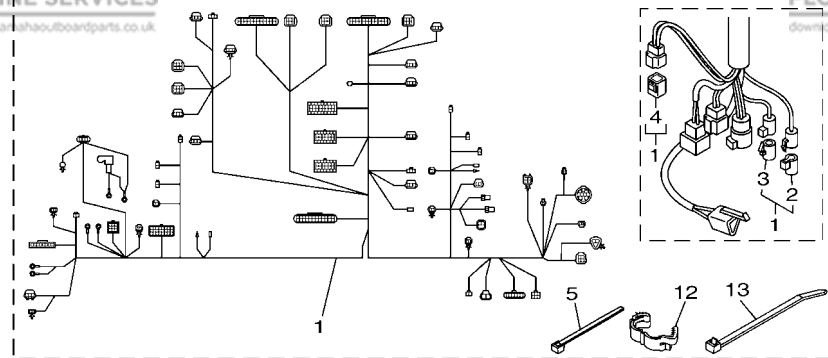
**PARTIE ELECTRIQUE 3**



| REF. NO. | PART NO. N° PIECES | DESCRIPTION DESCRIPTION            | 6ALC | 6ASB | 6AMC | 6ATB | REMARKS REMARQUES |
|----------|--------------------|------------------------------------|------|------|------|------|-------------------|
|          | 55 6P2-82105-02    | BATTERY CABLE<br>CABLE DE BATTERIE | 1    | 1    | 1    | 1    | AP<br>AP          |

FIG. 21 ELECTRICAL 4

PARTIE ELECTRIQUE 4

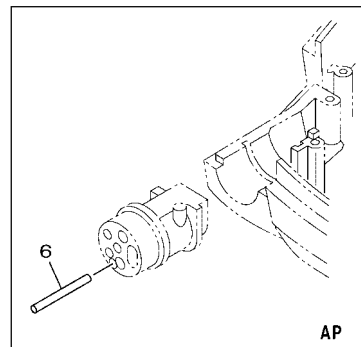
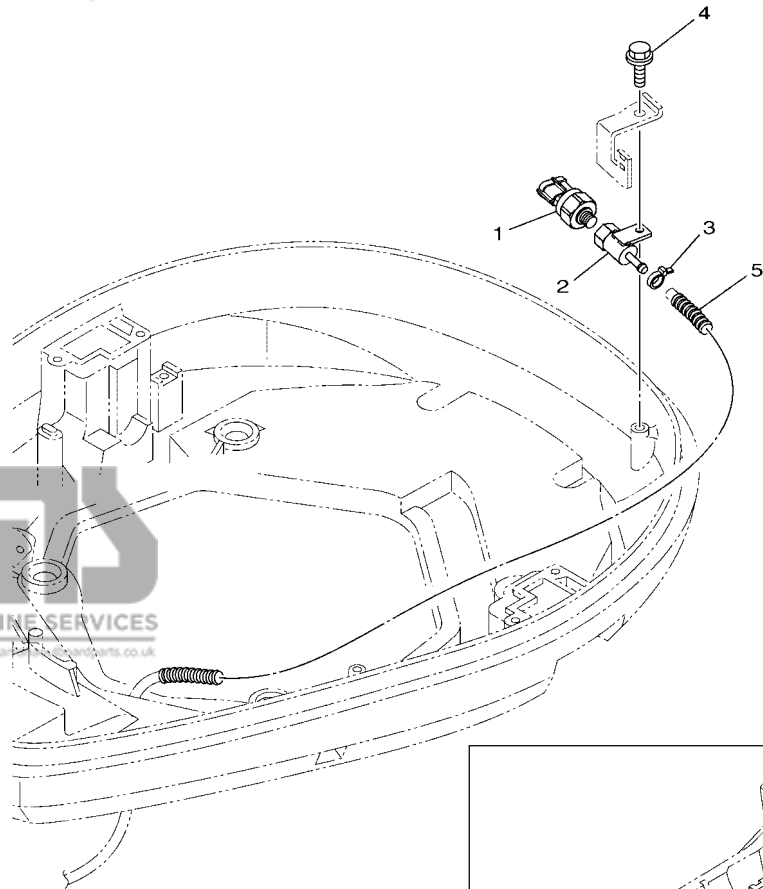


| REF. NO. | PART NO. N° PIECES | DESCRIPTION DESCRIPTION                                  | 6ALC | 6ASB | 6AMC | 6ATB | REMARKS REMARQUES |
|----------|--------------------|--|------|------|------|------|-------------------|
| 1        | 6P2-82590-61       | WIRE HARNESS ASSY<br>FAISCEAU DE FILS COMPLET            | 1    | 1    | 1    | 1    |                   |
| 2        | 6DA-82582-00       | .CAP 1 (FEMALE)<br>.BOUCHON 1 (FEMME)                    | 1    | 1    | 1    | 1    |                   |
| 3        | 6DA-82582-10       | .CAP 1 (MALE)<br>.BOUCHON 1 (MALE)                       | 1    | 1    | 1    | 1    |                   |
| 4        | 6Y8-82582-11       | .CAP 1 (4PIN)<br>.COUVERCLE, FAISCEAU DE FILS            | 1    | 1    | 1    | 1    |                   |
| 5        | 90465-14M66        | CLAMP<br>BRIDE   | 3    | 3    | 3    | 3    |                   |
| 6        | 6P2-82589-10       | PROTECTOR, WIRE HARNESS<br>PROTECTEUR, FAISCEAU DE FILS  | 1    | 1    | 1    | 1    |                   |
| 7        | 90387-06M26        | .COLLAR<br>.COLLERETTE                                   | 5    | 5    | 5    | 5    |                   |
| 8        | 90465-14M66        | CLAMP<br>BRIDE   | 2    | 2    | 2    | 2    |                   |
| 9        | 90464-19M45        | CLAMP<br>BRIDE   | 4    | 4    | 4    | 4    |                   |
| 10       | 6P2-85722-00       | INSULATOR<br>ISOLATEUR                                   | 2    | 2    | 2    | 2    |                   |
| 11       | 97595-06535        | BOLT, WITH WASHER<br>VIS HEXAGONAL AVC RONDELLE          | 5    | 5    | 5    | 5    |                   |
| 12       | 90464-14010        | CLAMP<br>BRIDE   | 1    | 1    | 1    | 1    |                   |
| 13       | 90465-13M18        | CLAMP<br>BRIDE   | 3    | 3    | 3    | 3    |                   |
| 14       | 69J-82563-01       | TRIM & TILT SWITCH ASSY<br>INCLINER ET PARER COMMUTATEUR | 1    | 1    | 1    | 1    |                   |
| 15       | 6P3-82553-00       | EXTENSION, WIRE LEAD<br>EXTENSION, FAISCEAU              |      |      | 1    | 1    |                   |
| 16       | 90464-10M57        | CLAMP<br>BRIDE   |      |      | 1    | 1    |                   |
| 17       | 69J-42723-01       | COVER, BOTTOM<br>COUVERCLE                               | 1    | 1    | 1    | 1    |                   |
| 18       | 69J-82587-00       | GASKET<br>JOINT  | 2    | 2    | 2    | 2    |                   |
| 19       | 69J-83614-10       | BRACKET<br>SUPPORT                                       | 2    | 2    | 2    | 2    |                   |
| 20       | 90109-06M86        | BOLT<br>BOULON   | 4    | 4    | 4    | 4    |                   |
| 21       | 69J-81949-02       | WIRE, LEAD (ISOLATOR, 3.8M)<br>FIL (ISOLATOR, 3.8M)      | 1    | 1    | 1    | 1    | AP<br>AP          |

**FIG. 22 ELECTRICAL 5**

**PARTIE ELECTRIQUE 5**

| REF. NO. | PART NO. N° PIECES | DESCRIPTION DESCRIPTION                           | 6ALC | 6ASB | 6AMC | 6ATB | REMARKS REMARQUES                    |
|----------|--------------------|---|------|------|------|------|--------------------------------------|
| 1        | 6AW-8366B-01       | SENSOR, WATER PRESSURE<br>SONDE DE PRESSION D'EAU | 1    | 1    |      |      | FOR LAN SPEED<br>FOR LAN SPEED       |
| 2        | 60V-8366D-00       | ADAPTOR, INPUT<br>CONNECTEUR 3                    | 1    | 1    |      |      | FOR LAN SPEED<br>FOR LAN SPEED       |
| 3        | 90465-11M10        | CLAMP<br>BRIDE                                    | 1    | 1    |      |      | FOR LAN SPEED<br>FOR LAN SPEED       |
| 4        | 90109-06M81        | BOLT<br>BOULON                                    | 1    | 1    |      |      | FOR LAN SPEED<br>FOR LAN SPEED       |
| 5        | 90447-07002        | TUBE (L650)<br>DURITE                             | 1    | 1    |      |      | FOR LAN SPEED<br>FOR LAN SPEED       |
| 6        | 60V-42629-00       | SEAL<br>JOINT                                     | 1    | 1    |      |      | AP FOR LAN SPEED<br>AP FOR LAN SPEED |

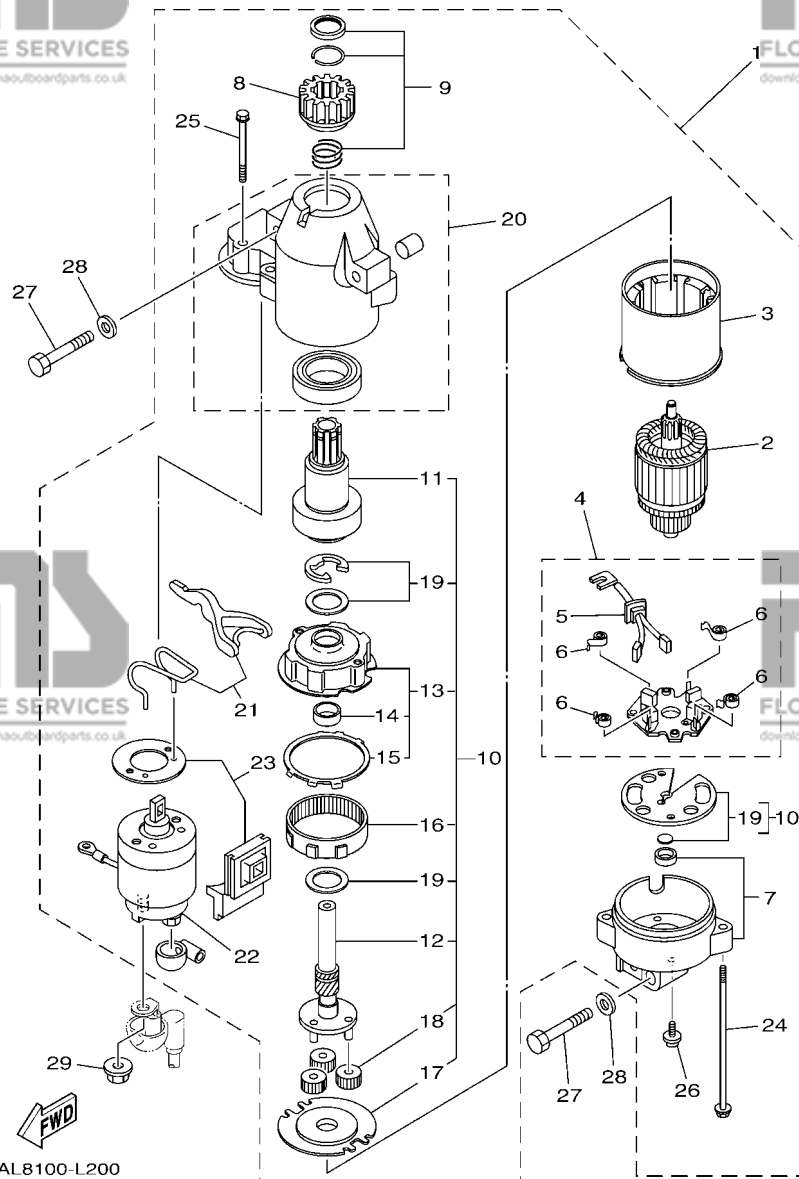


**FWD**  
**6ALB300-P210**



**FIG. 23 STARTING MOTOR**

**DEMARREUR ELECTRIQUE**



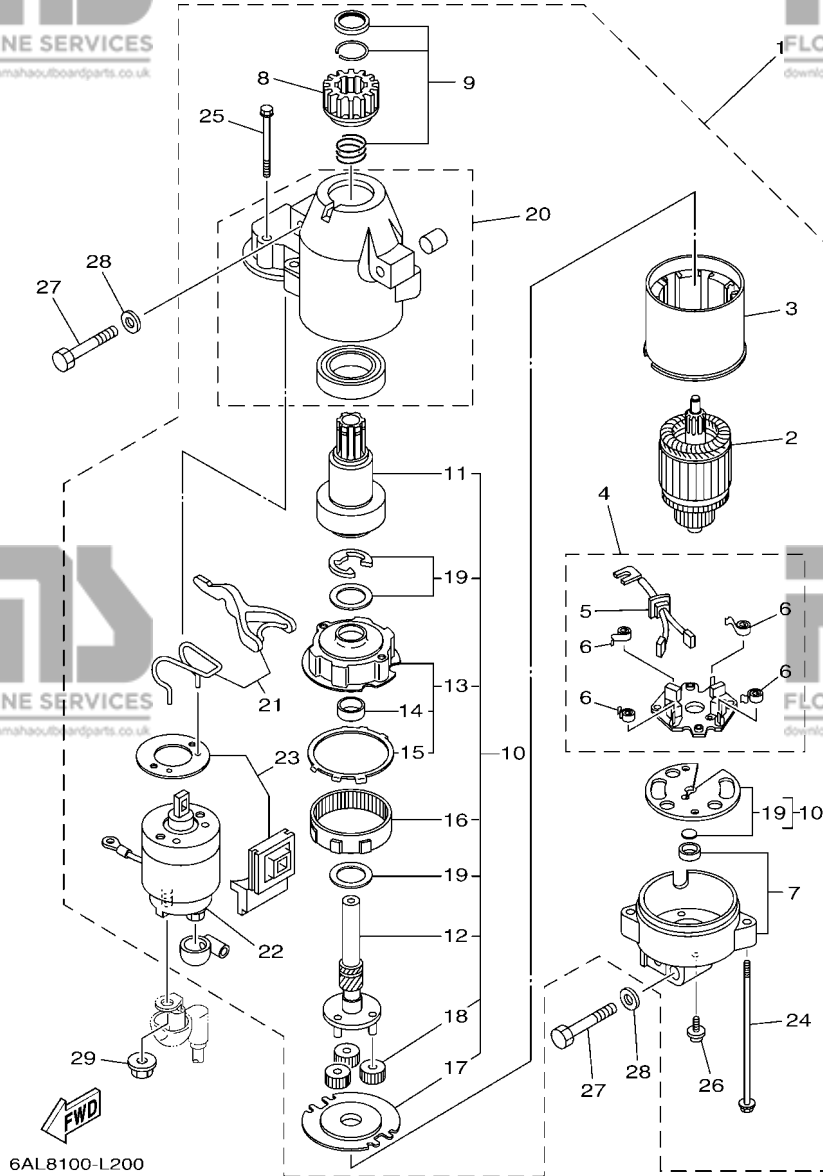
6AL8100-L200

| REF. NO. | PART NO. N° PIECES | DESCRIPTION DESCRIPTION                                     | 6ALC | 6ASB | 6AMC | 6ATB | REMARKS REMARQUES                     |
|----------|--------------------|---|------|------|------|------|---------------------------------------|
| 1        | 6BR-81800-01       | STARTING MOTOR ASSY<br>DEMARREUR ELECTRIQUE COMPLET         | 1    | 1    | 1    | 1    |                                       |
| 2        | 67F-81850-00       | .ARMATURE ASSY<br>.INDUIT                                   | 1    | 1    | 1    | 1    |                                       |
| 3        | 67F-81810-00       | .STATOR ASSY<br>.STATOR COMPLET                             | 1    | 1    | 1    | 1    |                                       |
| 4        | 69J-81840-00       | .BRUSH HOLDER ASSY<br>.SUPPORT DE CHARBON                   | 1    | 1    | 1    | 1    |                                       |
| 5        | 69J-81801-00       | .BRUSH SET<br>.CHARBON                                      | 1    | 1    | 1    | 1    |                                       |
| 6        | 67F-81813-00       | .SPRING, BRUSH<br>.RESSORT, DE CHARBON                      | 4    | 4    | 4    | 4    |                                       |
| 7        | 67F-81820-00       | .REAR BRACKET ASSY<br>.SUPPORT ARRIERE COMPLET              | 1    | 1    | 1    | 1    |                                       |
| 8        | 67F-81808-00       | .PINION ASSY<br>.PIGNON                                     | 1    | 1    | 1    | 1    |                                       |
| 9        | 67F-81857-00       | .PINION STOPPER SET<br>.BUTEE PIGNON                        | 1    | 1    | 1    | 1    |                                       |
| 10       | 67F-81807-00       | .GEAR ASSY, STARTING MOTOR<br>.PIGNON, DEMARREUR ELECTRIQUE | 1    | 1    | 1    | 1    |                                       |
| 11       | 67F-81832-00       | .CLUTCH, OVER RUN<br>.EMBRAYAGE, ROUE LIBRE                 | 1    | 1    | 1    | 1    |                                       |
| 12       | 67F-81836-00       | .SHAFT, PINION<br>.AXE, PIGNON                              | 1    | 1    | 1    | 1    |                                       |
| 13       | 67F-81821-00       | .BRACKET, CENTER 1<br>.SUPPORT, CENTRE 1                    | 1    | 1    | 1    | 1    |                                       |
| 14       | 67F-81841-00       | .BEARING<br>.ROULEMENT                                      | 1    | 1    | 1    | 1    |                                       |
| 15       | 67F-8183R-00       | .GASKET<br>.JOINT   | 1    | 1    | 1    | 1    |                                       |
| 16       | 67F-81891-00       | .GEAR, RING<br>.ROUE DENTEE                                 | 1    | 1    | 1    | 1    | WITH 67F-8183R-00<br>V Ø 67F-8183R-00 |
| 17       | 67F-81830-00       | .BRACKET, CENTER 2<br>.SUPPORT, CENTRE 2                    | 1    | 1    | 1    | 1    |                                       |
| 18       | 60V-8183T-00       | .GEAR, IDLER<br>.PIGNON, INTERMEDIAIRE                      | 3    | 3    | 3    | 3    |                                       |
| 19       | 67F-81809-00       | .WASHER KIT<br>.JEU DE RONDELLES                            | 1    | 1    | 1    | 1    |                                       |
| 20       | 69J-81842-00       | .COVER<br>.COUVERCLE  | 1    | 1    | 1    | 1    |                                       |
| 21       | 6C5-81839-00       | .LEVER ASSY<br>.LEVIER COMPLET                              | 1    | 1    | 1    | 1    |                                       |
| 22       | 63P-81941-00       | .STARTER RELAY ASSY<br>.LANCEUR RELAIS (ENS.)               | 1    | 1    | 1    | 1    |                                       |
| 23       | 6C5-81869-00       | .COVER, DUST<br>.COUVERCLE, POUSSIERE                       | 1    | 1    | 1    | 1    |                                       |
| 24       | 6K7-81826-11       | .BOLT<br>.BOULON  | 2    | 2    | 2    | 2    |                                       |
| 25       | 69J-81828-00       | .SCREW 2<br>.VIS 2  | 2    | 2    | 2    | 2    |                                       |
| 26       | 67F-81846-00       | .SCREW<br>.VIS  | 2    | 2    | 2    | 2    |                                       |
| 27       | 97013-08045        | BOLT<br>BOULON  | 3    | 3    | 3    | 3    |                                       |

**FIG. 23 STARTING MOTOR**

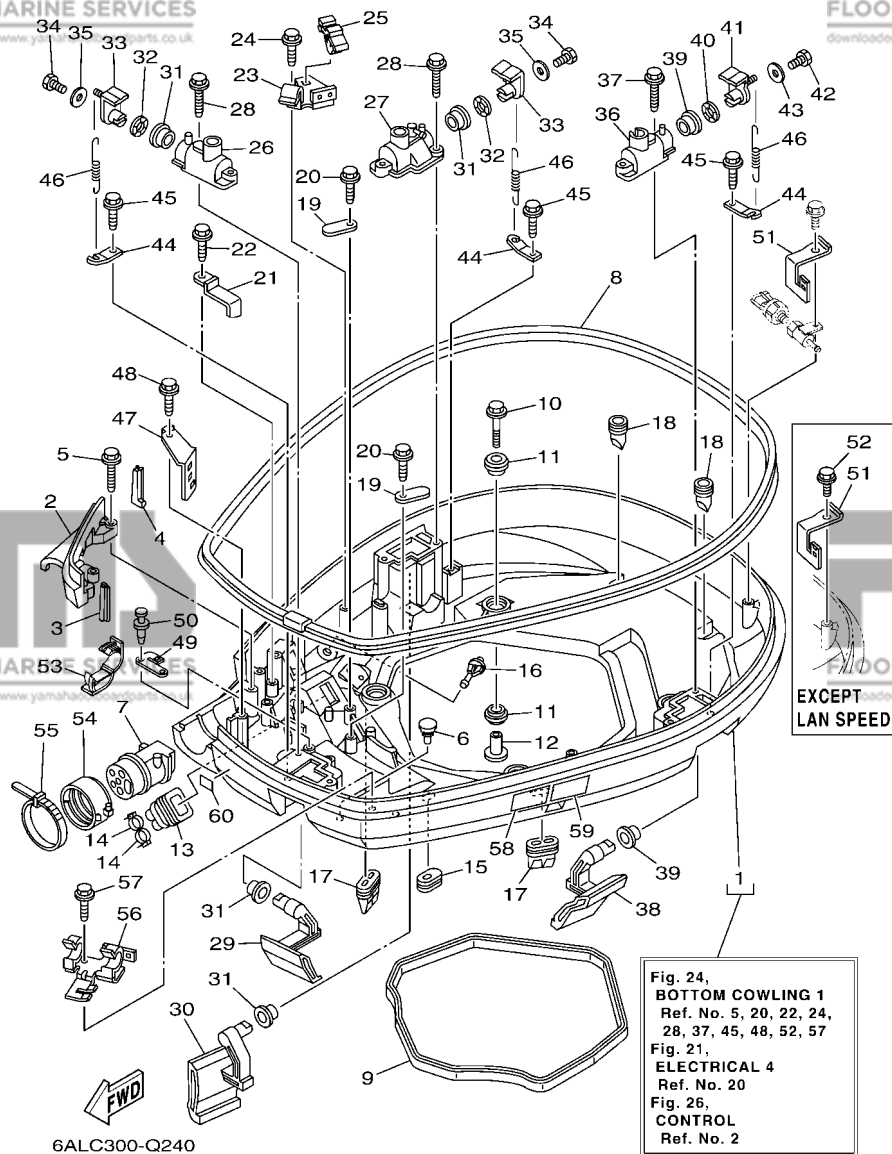
**DEMARREUR ELECTRIQUE**

| REF. NO. | PART NO. N° PIECES | DESCRIPTION DESCRIPTION          | 6ALC | 6ASB | 6AMC | 6ATB | REMARKS REMARQUES |
|----------|--------------------|----------------------------------|------|------|------|------|-------------------|
| 28       | 92903-08600        | WASHER, PLATE<br>RONDELLE, PLATE | 3    | 3    | 3    | 3    |                   |
| 29       | 90179-08003        | NUT<br>ECROU                     | 1    | 1    | 1    | 1    |                   |



**FIG. 24 BOTTOM COWLING 1**

**CAPOT INFERIEUR 1**



| REF. NO. | PART NO. N° PIECES | DESCRIPTION DESCRIPTION                             | 6ALC | 6ASB | 6AMC | 6ATB | REMARKS REMARQUES |
|----------|--------------------|---|------|------|------|------|-------------------|
| 1        | 6P2-42710-00-8D    | BOTTOM COWLING ASSY<br>ENS. EMBASE                  | 1    | 1    | 1    | 1    |                   |
| 2        | 6P2-42738-00-8D    | PLATE, FITTING<br>ETRIER                            | 1    | 1    | 1    | 1    |                   |
| 3        | 6P2-42717-00       | RUBBER, SEAL 2<br>JOINT EN CAOUTCHOUC 2             | 1    | 1    | 1    | 1    |                   |
| 4        | 6P2-42718-00       | RUBBER, SEAL 3<br>JOINT                             | 1    | 1    | 1    | 1    |                   |
| 5        | 90109-06M82        | BOLT<br>BOULON                                      | 2    | 2    | 2    | 2    |                   |
| 6        | 6H4-42748-00       | GROMMET<br>PASSE-FIL                                | 2    | 2    | 2    | 2    |                   |
| 7        | 6P2-42725-00       | GROMMET<br>PASSE-FIL                                | 1    | 1    | 1    | 1    |                   |
| 8        | 6P2-42615-00       | SEAL<br>JOINT                                       | 1    | 1    | 1    | 1    |                   |
| 9        | 69J-42716-00       | RUBBER, SEAL 1<br>JOINT EN CAOUTCHOUC 1             | 1    | 1    | 1    | 1    |                   |
| 10       | 90119-08M22        | BOLT, WITH WASHER<br>BOULON, AVEC RONDELLE          | 4    | 4    | 4    | 4    |                   |
| 11       | 90480-22M81        | GROMMET<br>PASSE-FIL                                | 8    | 8    | 8    | 8    |                   |
| 12       | 90387-08M37        | COLLAR<br>COLLERETTE                                | 4    | 4    | 4    | 4    |                   |
| 13       | 6H1-42726-21       | GROMMET<br>PASSE-FIL                                | 1    | 1    | 1    | 1    |                   |
| 14       | 90465-11M10        | CLAMP<br>BRIDE                                      | 2    | 2    | 2    | 2    |                   |
| 15       | 61A-42727-00       | GROMMET<br>PASSE-FIL                                | 1    | 1    | 1    | 1    |                   |
| 16       | 6P2-44391-00       | NIPPLE, HOSE<br>RACCORD D'ESSENCE                   | 1    | 1    | 1    | 1    |                   |
| 17       | 69J-42717-00       | RUBBER, SEAL 2<br>JOINT EN CAOUTCHOUC 2             | 2    | 2    | 2    | 2    |                   |
| 18       | 61A-42717-00       | RUBBER, SEAL 2<br>JOINT EN CAOUTCHOUC 2             | 2    | 2    | 2    | 2    |                   |
| 19       | 6E5-82588-00       | PLATE<br>PLAQUE                                     | 2    | 2    | 2    | 2    |                   |
| 20       | 90109-06M81        | BOLT<br>BOULON                                      | 2    | 2    | 2    | 2    |                   |
| 21       | 90462-20001        | CLAMP<br>BRIDE                                      | 1    | 1    |      |      |                   |
| 22       | 90109-06M86        | BOLT<br>BOULON                                      | 1    | 1    |      |      |                   |
| 23       | 6P2-82554-00       | STAY, NEUTRAL SWITCH<br>SUPPORT, CONT DE POINT-MORT | 1    | 1    | 1    | 1    |                   |
| 24       | 90109-06M86        | BOLT<br>BOULON                                      | 1    | 1    | 1    | 1    |                   |
| 25       | 90464-09M47        | CLAMP<br>BRIDE                                      | 1    | 1    | 1    | 1    |                   |
| 26       | 69J-42828-02-9S    | PLATE, CLAMP<br>PLAQUE, PRESSE                      | 1    | 1    | 1    | 1    |                   |
| 27       | 6P2-42828-00-9S    | PLATE, CLAMP<br>PLAQUE, PRESSE                      | 1    | 1    | 1    | 1    |                   |

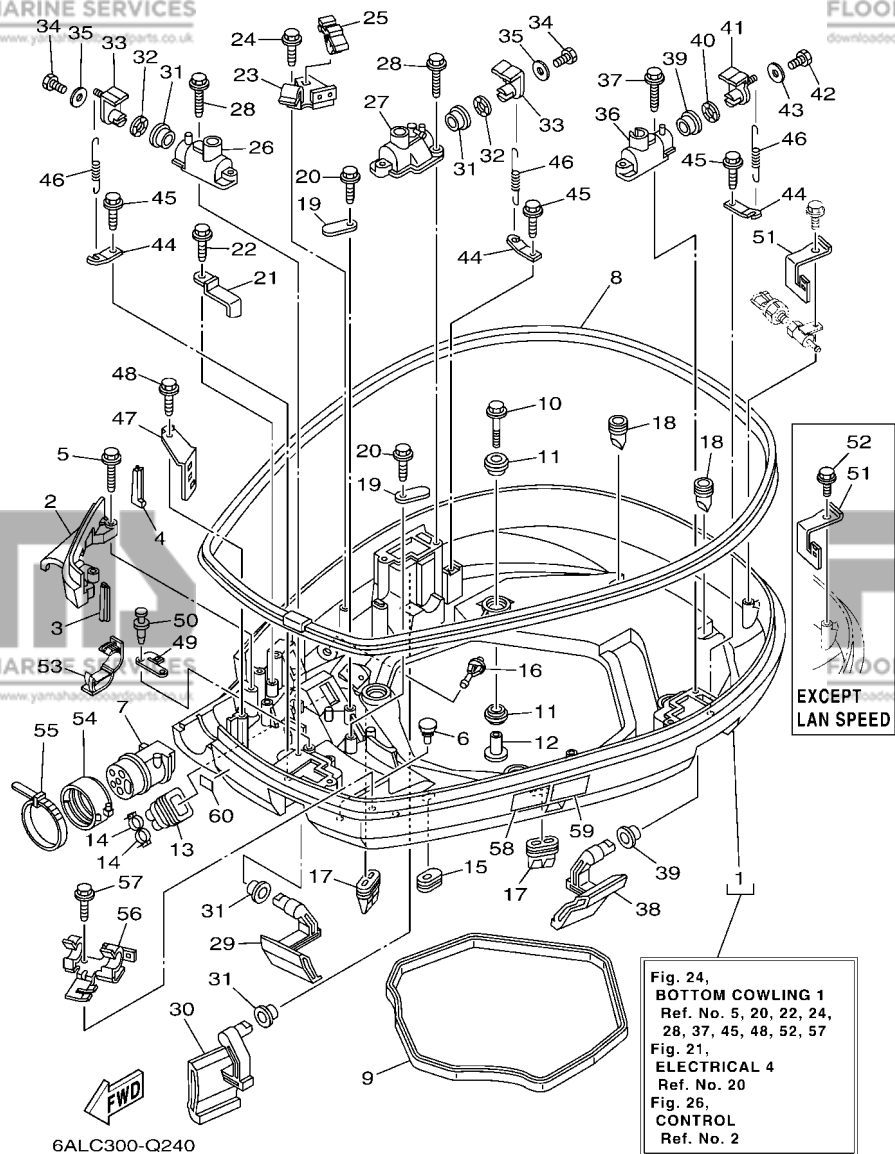


Fig. 24,  
BOTTOM COWLING 1  
Ref. No. 5, 20, 22, 24,  
28, 37, 45, 48, 52, 57  
Fig. 21,  
ELECTRICAL 4  
Ref. No. 20  
Fig. 26,  
CONTROL  
Ref. No. 2

FIG. 24 BOTTOM COWLING 1

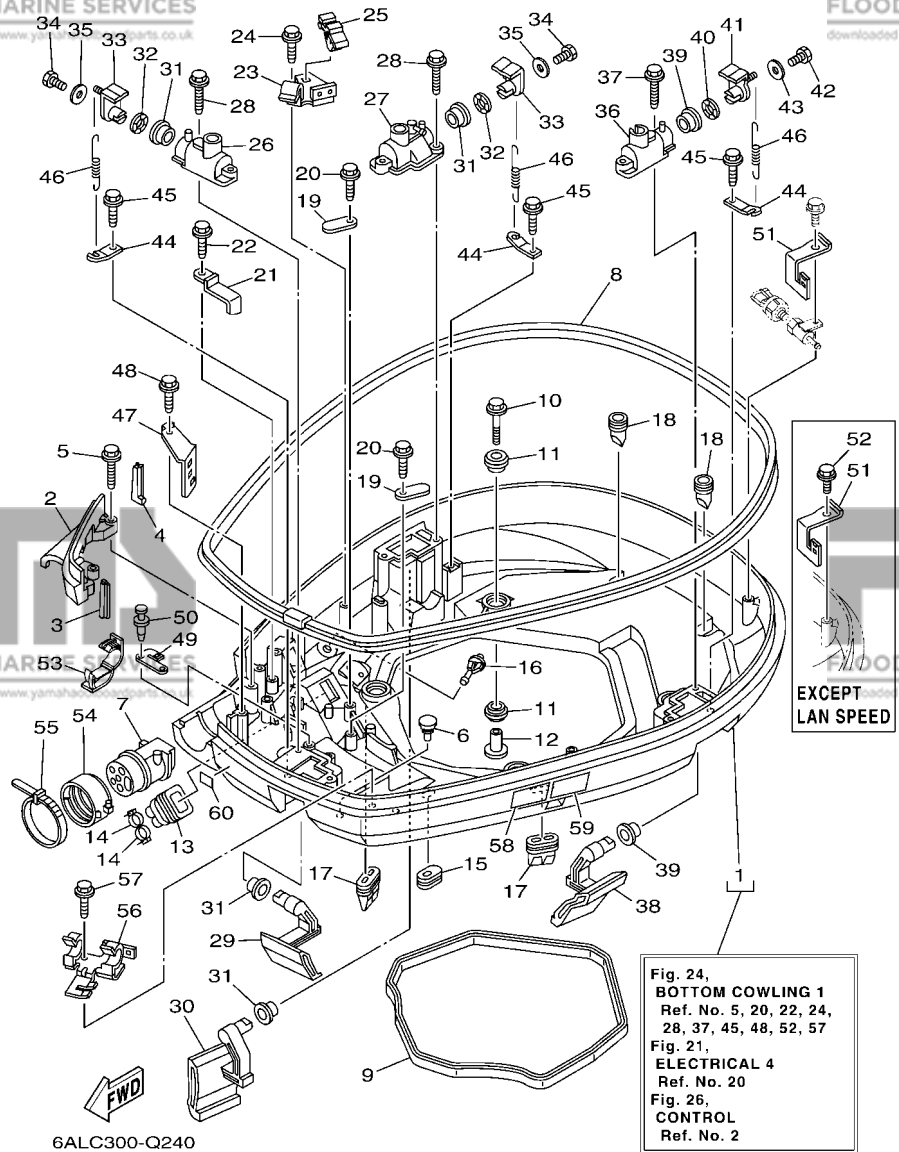
CAPOT INFERIEUR 1

| REF. NO. | PART NO. N° PIECES | DESCRIPTION DESCRIPTION          | 6ALC | 6ASB | 6AMC | 6ATB | REMARKS REMARQUES                    |
|----------|--------------------|----------------------------------|------|------|------|------|--------------------------------------|
| 28       | 90109-06M82        | BOLT BOULON                      | 4    | 4    | 4    | 4    |                                      |
| 29       | 69J-42815-00-8D    | LEVER, CLAMP LEVIER, PRESSE      | 1    | 1    | 1    | 1    |                                      |
| 30       | 69J-42817-00-8D    | LEVER, CLAMP LEVIER, PRESSE      | 1    | 1    | 1    | 1    |                                      |
| 31       | 90386-15M73        | BUSH DOUILLE                     | 4    | 4    | 4    | 4    |                                      |
| 32       | 90206-15M18        | WASHER, WAVE RONDELLE, ONDULEE   | 2    | 2    | 2    | 2    |                                      |
| 33       | 63P-42818-01       | LEVER, CLAMP LEVIER, PRESSE      | 2    | 2    | 2    | 2    |                                      |
| 34       | 97095-06020        | BOLT BOULON                      | 2    | 2    | 2    | 2    |                                      |
| 35       | 90201-06068        | WASHER, PLATE RONDELLE, PLATE    | 2    | 2    | 2    | 2    |                                      |
| 36       | 68F-42828-11-9S    | PLATE, CLAMP PLAQUE, PRESSE      | 1    | 1    | 1    | 1    |                                      |
| 37       | 90109-06M82        | BOLT BOULON                      | 2    | 2    | 2    | 2    |                                      |
| 38       | 69J-42816-00-8D    | LEVER, CLAMP LEVIER, PRESSE      | 1    | 1    | 1    | 1    |                                      |
| 39       | 90386-15M73        | BUSH DOUILLE                     | 2    | 2    | 2    | 2    |                                      |
| 40       | 90206-15M18        | WASHER, WAVE RONDELLE, ONDULEE   | 1    | 1    | 1    | 1    |                                      |
| 41       | 68V-42818-01       | LEVER, CLAMP LEVIER, PRESSE      | 1    | 1    | 1    | 1    |                                      |
| 42       | 97095-06020        | BOLT BOULON                      | 1    | 1    | 1    | 1    |                                      |
| 43       | 90201-06068        | WASHER, PLATE RONDELLE, PLATE    | 1    | 1    | 1    | 1    |                                      |
| 44       | 64D-43144-00       | HOOK, SPRING CROCHET             | 3    | 3    | 3    | 3    |                                      |
| 45       | 90109-06M86        | BOLT BOULON                      | 3    | 3    | 3    | 3    |                                      |
| 46       | 90506-18M40        | SPRING, TENSION RESSORT, TENSION | 3    | 3    | 3    | 3    |                                      |
| 47       | 6P2-42743-00       | BRACKET SUPPORT                  | 1    | 1    | 1    | 1    |                                      |
| 48       | 90109-06M82        | BOLT BOULON                      | 1    | 1    | 1    | 1    |                                      |
| 49       | 6P2-42766-20       | BRACKET 2 SUPPORT 2              | 1    | 1    | 1    | 1    |                                      |
| 50       | 90269-05005        | RIVET RIVET                      | 2    | 2    | 2    | 2    |                                      |
| 51       | 69J-8366G-02       | BRACKET 3 SUPPORT 3              | 1    | 1    | 1    | 1    |                                      |
| 52       | 90109-06M86        | BOLT BOULON                      | 1    |      | 1    | 1    | EXCEPT LAN SPEED<br>EXCEPT LAN SPEED |
| 53       | 90464-18004        | CLAMP BRIDE                      | 2    | 2    | 2    | 2    |                                      |
| 54       | 68F-42753-00       | FASTNER ATTACHE                  | 1    | 1    | 1    | 1    | AP<br>AP                             |

FIG. 24 BOTTOM COWLING 1

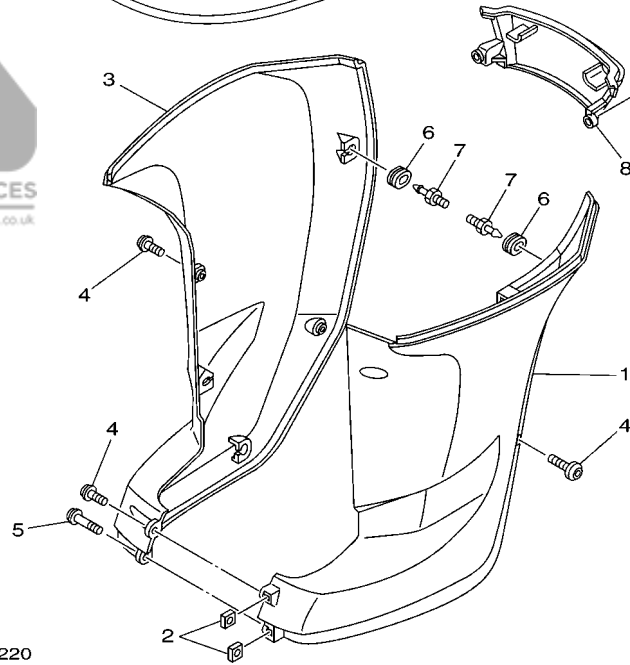
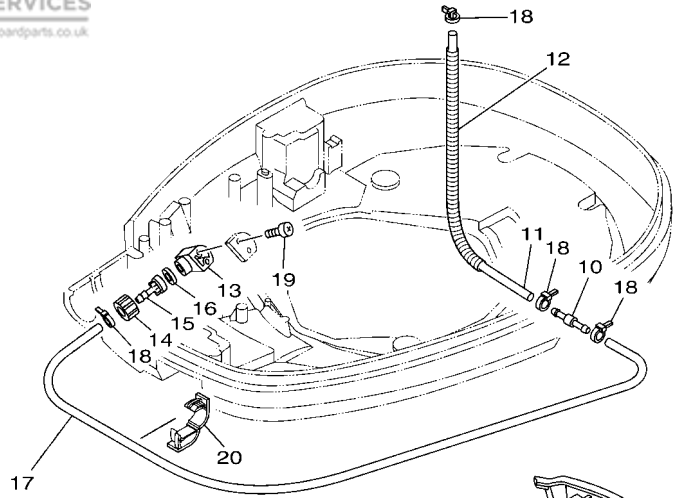
CAPOT INFERIEUR 1

| REF. NO. | PART NO. N° PIECES | DESCRIPTION DESCRIPTION                           | 6ALC | 6ASB | 6AMC | 6ATB | REMARKS REMARQUES |
|----------|--------------------|---|------|------|------|------|-------------------|
| 55       | 90464-20258        | CLAMP BRIDE                                       | 1    | 1    | 1    | 1    | AP<br>AP          |
| 56       | 6P2-82594-00       | CLAMP BRIDE                                       | 1    | 1    | 1    | 1    |                   |
| 57       | 90109-06M86        | BOLT BOULON                                       | 1    | 1    | 1    | 1    |                   |
| 58       | 6EE-42794-40       | LABEL, WARNING (GENERAL) ETIQUETTE, AVERTISSEMENT | 1    | 1    | 1    | 1    |                   |
| 59       | 6EE-42794-50       | LABEL, WARNING (GENERAL) ETIQUETTE, AVERTISSEMENT | 1    | 1    | 1    | 1    |                   |
| 60       | 6AH-81996-00       | MARK MARQUE                                       | 1    | 1    | 1    | 1    |                   |



EXCEPT  
LAN SPEED

Fig. 24,  
BOTTOM COWLING 1  
Ref. No. 5, 20, 22, 24,  
28, 37, 45, 48, 52, 57  
Fig. 21,  
ELECTRICAL 4  
Ref. No. 20  
Fig. 26,  
CONTROL  
Ref. No. 2

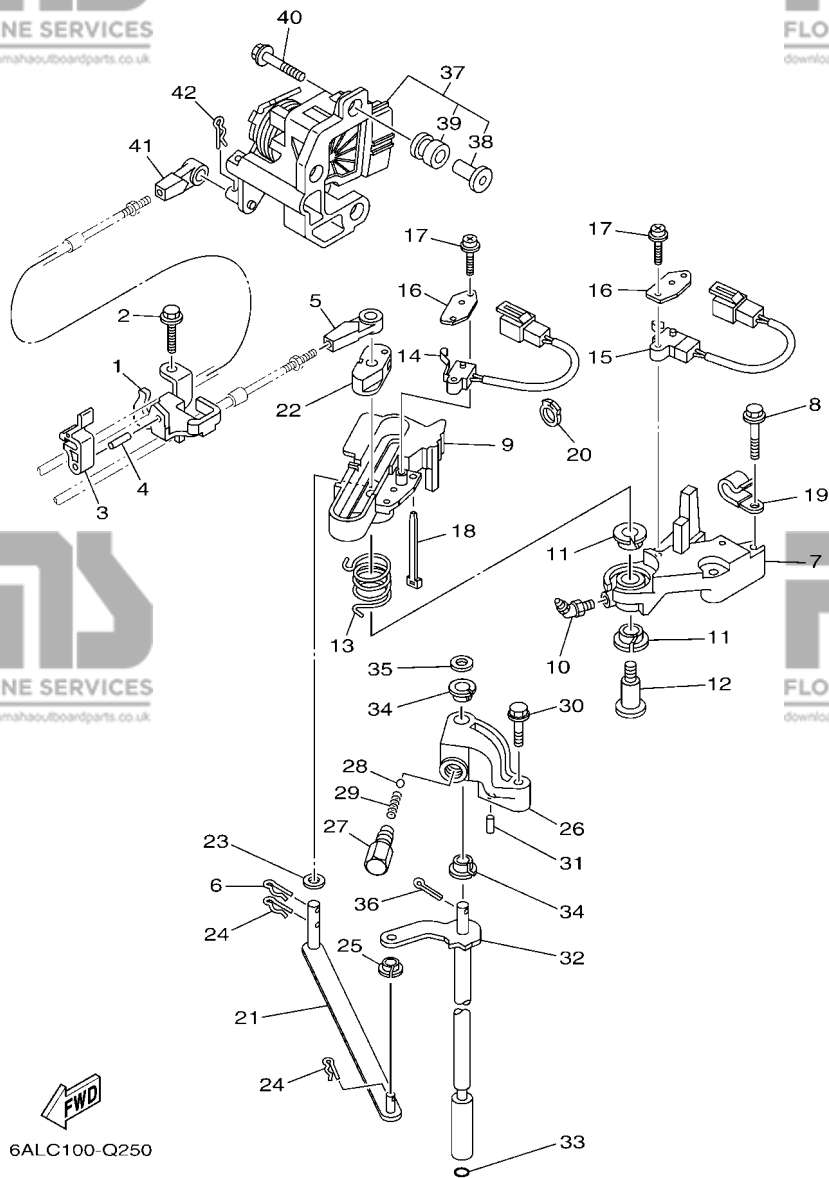


**FWD**  
6P21110-D220

**FIG. 25 BOTTOM COWLING 2**

**CAPOT INFERIEUR 2**

| REF. NO. | PART NO. N° PIECES | DESCRIPTION DESCRIPTION                   | 6ALC | 6ASB | 6AMC | 6ATB | REMARKS REMARQUES |
|----------|--------------------|---|------|------|------|------|-------------------|
| 1        | 69J-42741-00-8D    | APRON<br>CAPOT LATERAL                    | 1    | 1    | 1    | 1    |                   |
| 2        | 90173-06001        | NUT, SQUARE<br>ECROU, CARRE               | 2    | 2    | 2    | 2    |                   |
| 3        | 69J-42771-00-8D    | APRON<br>CAPOT LATERAL                    | 1    | 1    | 1    | 1    |                   |
| 4        | 90111-06144        | BOLT,HEX. SOCKET BUTTON<br>BOULON         | 5    | 5    | 5    | 5    |                   |
| 5        | 90111-06142        | BOLT,HEX. SOCKET BUTTON<br>BOULON         | 1    | 1    | 1    | 1    |                   |
| 6        | 90480-14M17        | GROMMET<br>PASSE-FIL                      | 6    | 6    | 6    | 6    |                   |
| 7        | 69J-42774-10       | STAY, APRON 1<br>COUSSINET                | 6    | 6    | 6    | 6    |                   |
| 8        | 69J-45151-00-8D    | COVER, UPPER CASING<br>CAPUCHON, FOURREAU | 1    | 1    | 1    | 1    |                   |
| 9        | 90111-06144        | BOLT,HEX. SOCKET BUTTON<br>BOULON         | 2    | 2    | 2    | 2    |                   |
| 10       | 6E5-24379-00       | PIPE, JOINT 4<br>DURITE RACCORDEMENT 4    | 1    | 1    | 1    | 1    |                   |
| 11       | 90445-11M47        | HOSE (L370)<br>DURITE (L370)              | 1    | 1    | 1    | 1    |                   |
| 12       | 90447-13009        | TUBE<br>DURITE                            | 1    | 1    | 1    | 1    |                   |
| 13       | 6DR-12572-00       | ADAPTER<br>ADAPTATEUR                     | 1    | 1    | 1    | 1    |                   |
| 14       | 6R3-12581-00       | JOINT, HOSE 1<br>JOINT DE TUYAU           | 1    | 1    | 1    | 1    |                   |
| 15       | 6R3-12582-00       | JOINT, HOSE 2<br>RACCORD DE TUYAU 1       | 1    | 1    | 1    | 1    |                   |
| 16       | 6R3-12583-00       | GASKET, HOSE JOINT<br>JOINT               | 1    | 1    | 1    | 1    |                   |
| 17       | 90445-11028        | HOSE (L1050)<br>DURITE (L1050)            | 1    | 1    | 1    | 1    |                   |
| 18       | 90465-11M10        | CLAMP<br>BRIDE                            | 4    | 4    | 4    | 4    |                   |
| 19       | 97780-60520        | SCREW, TAPPING<br>VIS, TETE BOMBEE        | 2    | 2    | 2    | 2    |                   |
| 20       | 90464-18004        | CLAMP<br>BRIDE                            | 1    | 1    | 1    | 1    |                   |

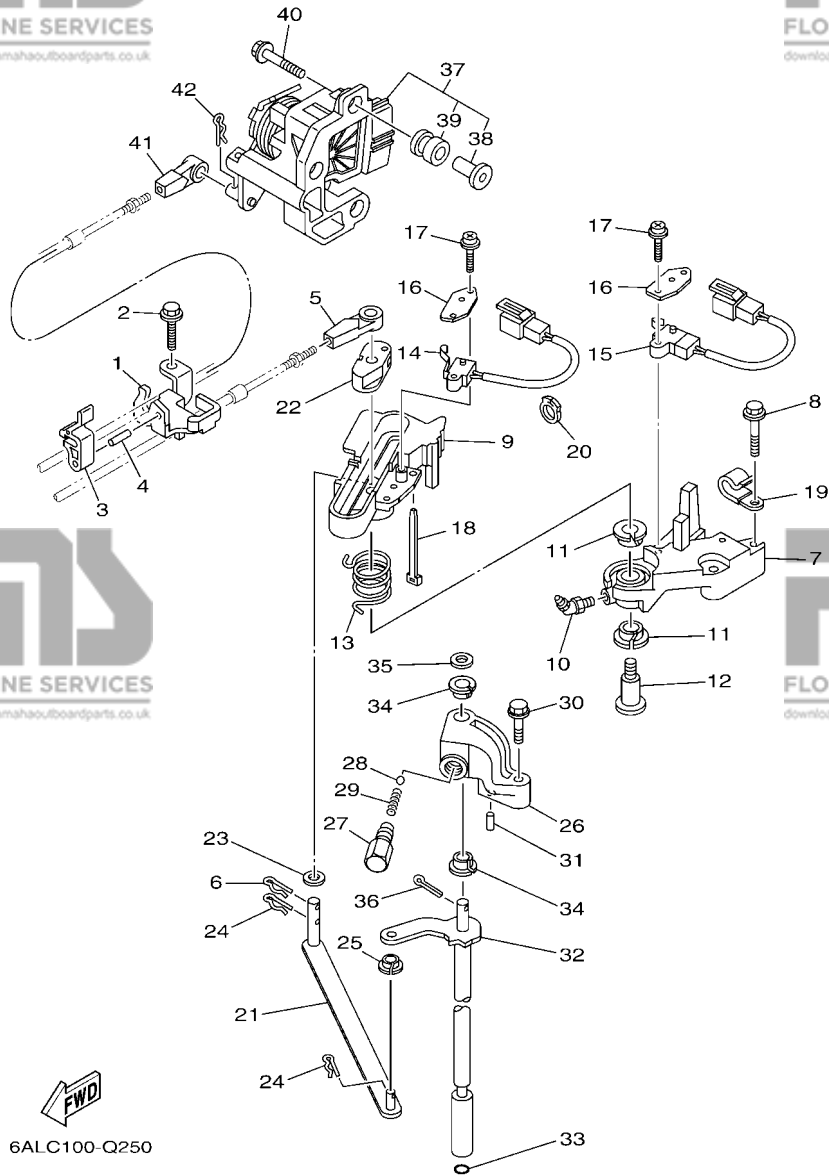


6ALC100-Q250

**FIG. 26 CONTROL**

**COMMANDE**

| REF. NO. | PART NO. N° PIECES | DESCRIPTION DESCRIPTION                                    | 6ALC | 6ASB | 6AMC | 6ATB | REMARKS REMARQUES |
|----------|--------------------|--|------|------|------|------|-------------------|
| 1        | 6P2-48531-00       | BRACKET, REMOTE CONTROL 1<br>ETRIER 1, COMMANDE A DISTANCE | 1    | 1    | 1    | 1    |                   |
| 2        | 90109-06M86        | BOLT<br>BOULON   | 2    | 2    | 2    | 2    |                   |
| 3        | 63P-48538-00       | CLAMP, CABLE 1<br>COLLIER                                  | 1    | 1    | 1    | 1    |                   |
| 4        | 91690-30010        | PIN, SPRING<br>AGRAFFE                                     | 1    | 1    | 1    | 1    |                   |
| 5        | 6E5-48344-00       | CABLE END, REMOTE CONTROL<br>CHAPE CABLE                   | 1    | 1    | 1    | 1    |                   |
| 6        | 90468-18008        | CLIP<br>JONC   | 1    | 1    | 1    | 1    |                   |
| 7        | 69J-44117-00       | BRACKET<br>SUPPORT   | 1    | 1    | 1    | 1    |                   |
| 8        | 97595-06535        | BOLT, WITH WASHER<br>VIS HEXAGONAL AVC RONDELLE            | 2    | 2    | 2    | 2    |                   |
| 9        | 69J-44176-01       | BRACKET<br>SUPPORT   | 1    | 1    | 1    | 1    |                   |
| 10       | 93700-06M01        | NIPPLE, GREASE<br>PION                                     | 1    | 1    | 1    | 1    |                   |
| 11       | 90386-12069        | BUSH<br>DOUILLE  | 2    | 2    | 2    | 2    |                   |
| 12       | 90109-08019        | BOLT<br>BOULON   | 1    | 1    | 1    | 1    |                   |
| 13       | 90508-20020        | SPRING, TORSION<br>RESSORT, TORSION                        | 1    | 1    | 1    | 1    |                   |
| 14       | 60V-8259F-00       | SWITCH ASSY<br>COMMUTATEUR                                 | 1    | 1    | 1    | 1    |                   |
| 15       | 69J-8259F-00       | SWITCH ASSY<br>COMMUTATEUR                                 | 1    | 1    | 1    | 1    |                   |
| 16       | 61A-82588-01       | PLATE<br>PLAQUE  | 2    | 2    | 2    | 2    |                   |
| 17       | 97985-04116        | SCREW, WITH WASHER<br>VIS, AVEC RONDELLE                   | 4    | 4    | 4    | 4    |                   |
| 18       | 90465-11M10        | CLAMP<br>BRIDE   | 1    | 1    | 1    | 1    |                   |
| 19       | 90465-06M86        | CLAMP<br>BRIDE   | 1    | 1    | 1    | 1    |                   |
| 20       | 90464-09010        | CLAMP<br>BRIDE   | 1    | 1    | 1    | 1    |                   |
| 21       | 6P2-44121-00       | LEVER, SHIFT ROD<br>LEVIER, TIGE D'INVERSION               | 1    | 1    | 1    | 1    |                   |
| 22       | 69J-44122-00       | BUSHING, SHIFT ROD LEVER<br>DOUILLE, LEVIER D'EMBAYAGE     | 1    | 1    | 1    | 1    |                   |
| 23       | 90202-08M20        | WASHER, PLATE<br>RONDELLE, PLATE                           | 1    | 1    | 1    | 1    |                   |
| 24       | 90468-18008        | CLIP<br>JONC   | 2    | 2    | 2    | 2    |                   |
| 25       | 90386-06M12        | BUSH<br>DOUILLE  | 1    | 1    | 1    | 1    |                   |
| 26       | 69J-44118-00       | BRACKET<br>SUPPORT   | 1    | 1    | 1    | 1    |                   |
| 27       | 648-42715-00       | BUSHING<br>COUSSINET                                       | 1    | 1    | 1    | 1    |                   |

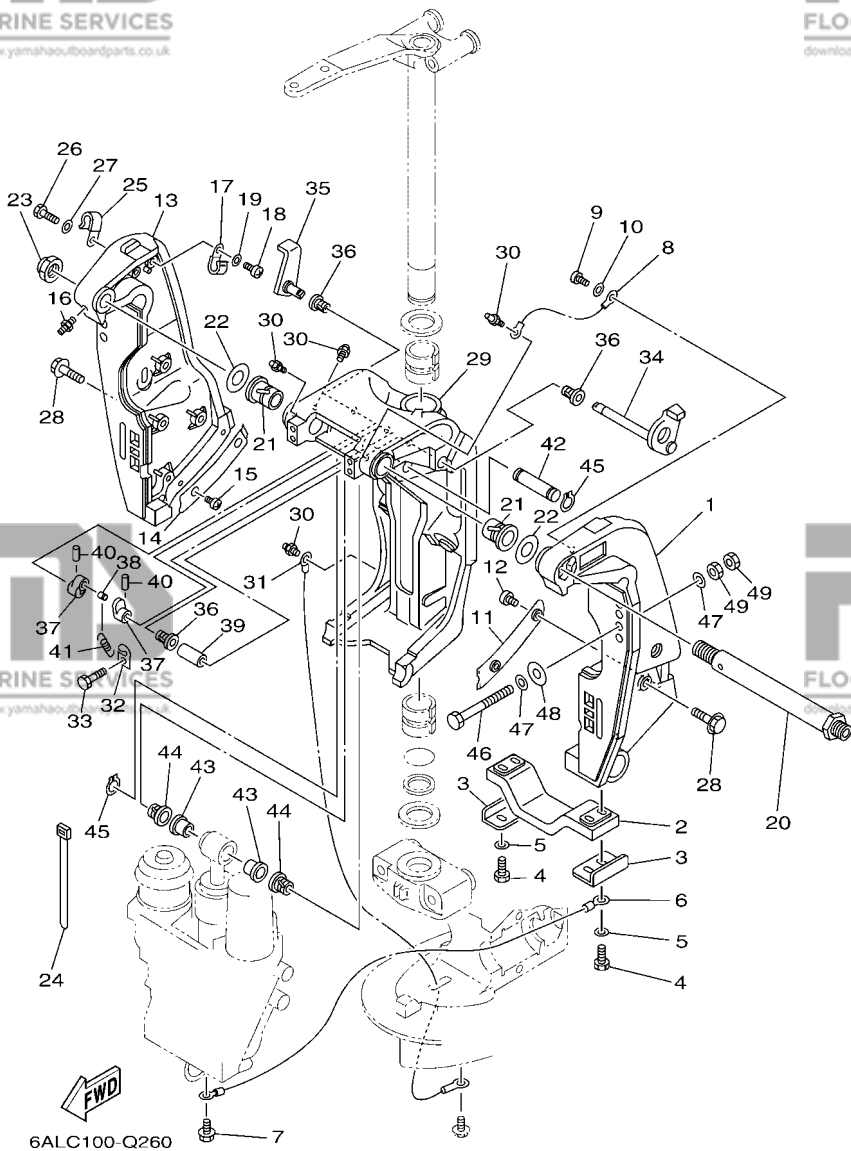


**FIG. 26 CONTROL**

**COMMANDE**

| REF. NO. | PART NO. N° PIECES | DESCRIPTION DESCRIPTION                      | 6ALC | 6ASB | 6AMC | 6ATB | REMARKS REMARQUES    |
|----------|--------------------|--|------|------|------|------|----------------------|
| 28       | 93501-04M02        | BALL BILLE                                   | 1    | 1    | 1    | 1    |                      |
| 29       | 90501-12082        | SPRING, COMPRESSION RESSORT, COMPRESSION     | 1    | 1    | 1    | 1    |                      |
| 30       | 97575-06535        | BOLT, WITH WASHER VIS HEXAGONAL AVC RONDELLE | 1    | 1    | 1    | 1    |                      |
| 31       | 91690-30010        | PIN, SPRING AGRAFFE                          | 1    | 1    | 1    | 1    |                      |
| 32       | 69J-44120-01       | HANDLE GEAR SHIFT ASSY LEVIER D'EMBRAYAGE    | 1    | 1    | 1    | 1    | X(25.3")<br>X(25.3") |
| 33       | 93210-09165        | O-RING JOINT TORIQUE                         | 1    | 1    | 1    | 1    |                      |
| 34       | 90386-90M90        | BUSH DOUILLE                                 | 2    | 2    | 2    | 2    |                      |
| 35       | 90201-09M02        | WASHER, PLATE RONDELLE, PLATE                | 1    | 1    | 1    | 1    |                      |
| 36       | 91490-20015        | PIN, COTTER GOUPILLE                         | 1    | 1    | 1    | 1    |                      |
| 37       | 6P2-8A410-01       | SENSOR UNIT UNITE DE CAPTEUR                 | 1    | 1    | 1    | 1    |                      |
| 38       | 6P2-44139-00       | .COLLAR .COLLIER                             | 3    | 3    | 3    | 3    |                      |
| 39       | 6CB-41273-00       | .GROMMET .PASSE-FIL                          | 3    | 3    | 3    | 3    |                      |
| 40       | 90119-06126        | BOLT, WITH WASHER BOULON, AVEC RONDELLE      | 3    | 3    | 3    | 3    |                      |
| 41       | 6E5-48344-00       | CABLE END, REMOTE CONTROL CHAPE CABLE        | 1    | 1    | 1    | 1    |                      |
| 42       | 90468-18008        | CLIP JONC                                    | 1    | 1    | 1    | 1    |                      |

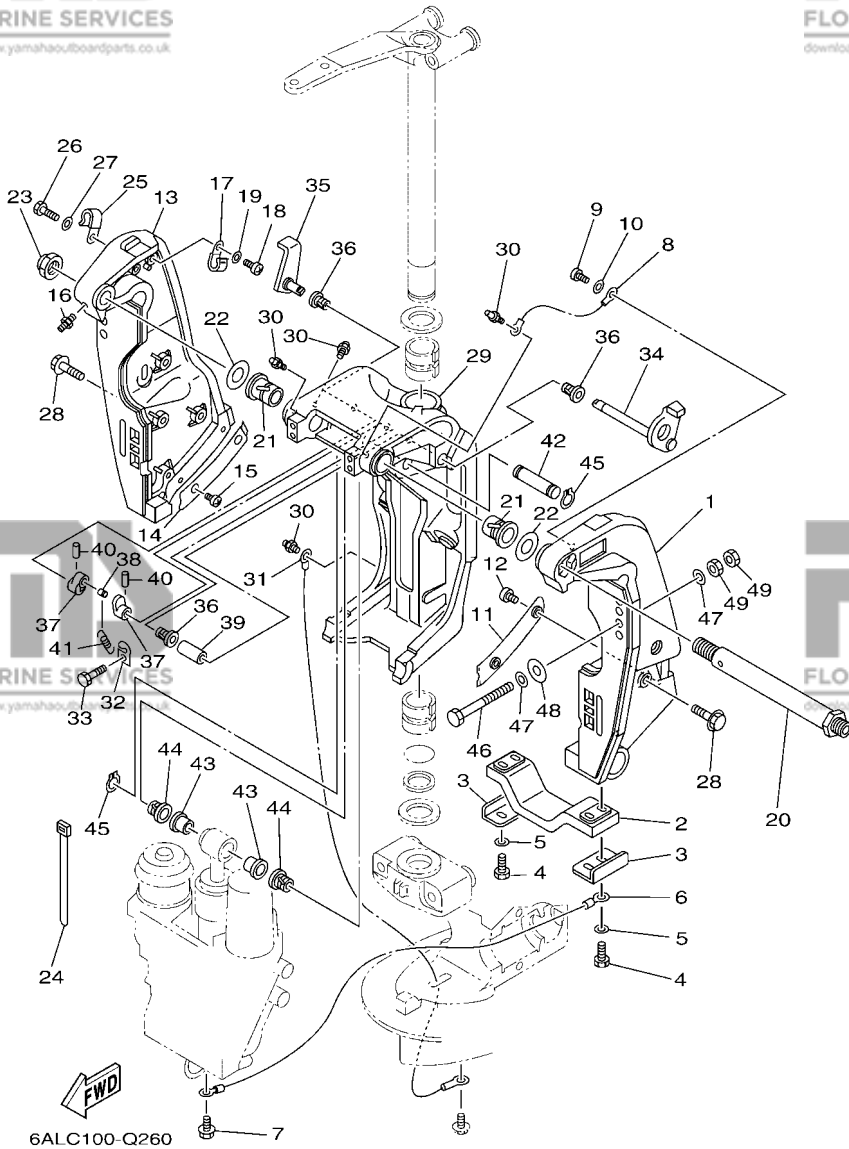




**FIG. 27 BRACKET 1**

**SUPPORT 1**

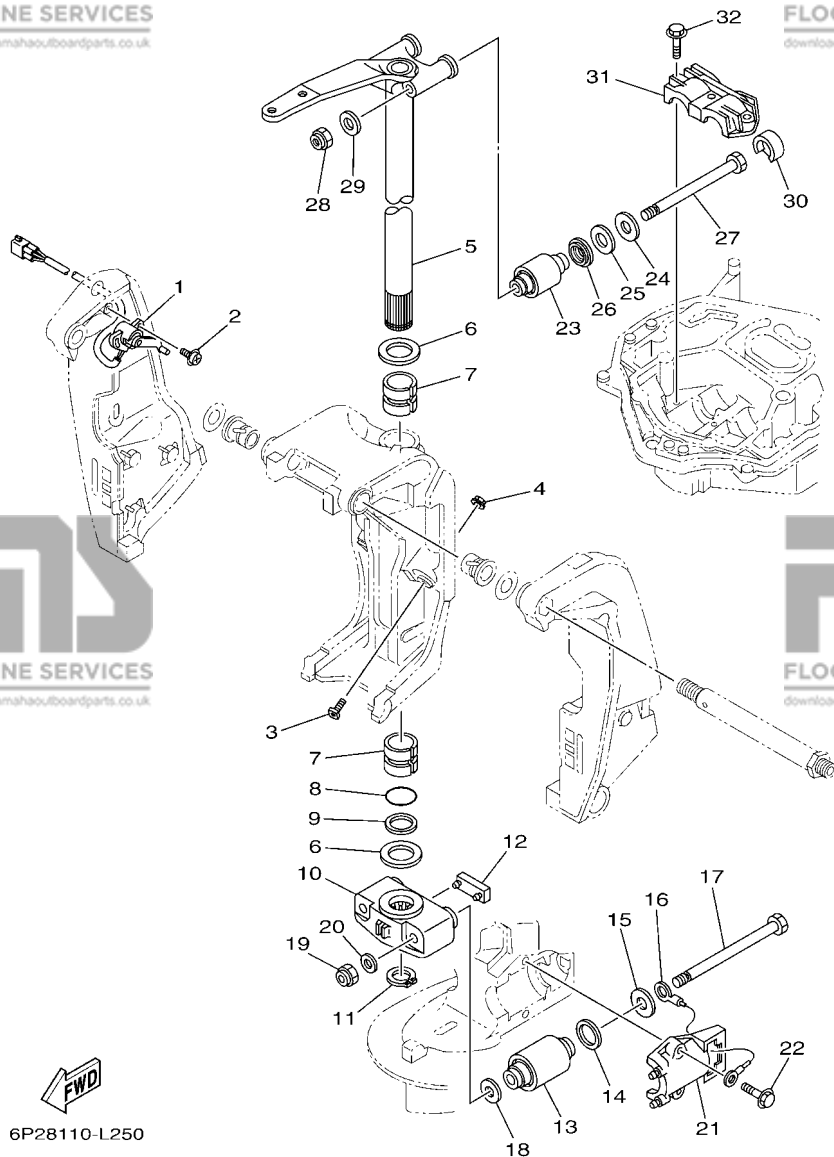
| REF. NO. | PART NO. N° PIECES | DESCRIPTION DESCRIPTION                      | 6ALC | 6ASB | 6AMC | 6ATB | REMARKS REMARQUES |
|----------|--------------------|--|------|------|------|------|-------------------|
| 1        | 69J-43111-02-8D    | BRACKET, CLAMP 1 PRESSE 1                    | 1    | 1    | 1    | 1    |                   |
| 2        | 6G5-45251-02       | ANODE ANODE                                  | 1    | 1    | 1    | 1    |                   |
| 3        | 6G5-44526-00       | PLATE PLAQUE                                 | 2    | 2    | 2    | 2    |                   |
| 4        | 97095-06025        | BOLT BOULON                                  | 4    | 4    | 4    | 4    |                   |
| 5        | 92995-06600        | WASHER RONDELLE                              | 4    | 4    | 4    | 4    |                   |
| 6        | 6H1-82148-00       | WIRE, LEAD 4 FIL 4                           | 1    | 1    | 1    | 1    |                   |
| 7        | 97595-06510        | BOLT, WITH WASHER VIS HEXAGONAL AVC RONDELLE | 1    | 1    | 1    | 1    |                   |
| 8        | 6E5-82148-00       | WIRE, LEAD 4 FIL 4                           | 1    | 1    | 1    | 1    |                   |
| 9        | 97885-06012        | SCREW, PAN HEAD VIS, A ENCOCHE               | 1    | 1    | 1    | 1    |                   |
| 10       | 92995-06600        | WASHER RONDELLE                              | 1    | 1    | 1    | 1    |                   |
| 11       | 61A-43132-00       | WASHER, FRICTION RONDELLE, FRICTION          | 1    | 1    | 1    | 1    |                   |
| 12       | 97885-06010        | SCREW, PAN HEAD VIS, A ENCOCHE               | 2    | 2    | 2    | 2    |                   |
| 13       | 69J-43112-01-8D    | BRACKET, CLAMP 2 PRESSE 2                    | 1    | 1    | 1    | 1    |                   |
| 14       | 61A-43133-00       | WASHER, FRICTION RONDELLE                    | 1    | 1    | 1    | 1    |                   |
| 15       | 97885-06010        | SCREW, PAN HEAD VIS, A ENCOCHE               | 2    | 2    | 2    | 2    |                   |
| 16       | 93700-06M03        | NIPPLE, GREASE PION                          | 1    | 1    | 1    | 1    |                   |
| 17       | 90465-08M83        | CLAMP BRIDE                                  | 1    | 1    | 1    | 1    |                   |
| 18       | 97885-06012        | SCREW, PAN HEAD VIS, A ENCOCHE               | 1    | 1    | 1    | 1    |                   |
| 19       | 92995-06600        | WASHER RONDELLE                              | 1    | 1    | 1    | 1    |                   |
| 20       | 6R3-43131-00       | BOLT, CLAMP BRACKET BOULON, PRESSE           | 1    | 1    | 1    | 1    |                   |
| 21       | 90386-25M31        | BUSH DOUILLE                                 | 2    | 2    | 2    | 2    |                   |
| 22       | 90201-26M59        | WASHER, PLATE RONDELLE, PLATE                | 2    | 2    | 2    | 2    |                   |
| 23       | 90185-22M11        | NUT, SELF-LOCKING ECROU, AUTO-BLOQUANT       | 1    | 1    | 1    | 1    |                   |
| 24       | 90465-11M10        | CLAMP BRIDE                                  | 4    | 4    | 4    | 4    |                   |
| 25       | 90465-08M83        | CLAMP BRIDE                                  | 1    | 1    | 1    | 1    |                   |
| 26       | 97095-06014        | BOLT BOULON                                  | 1    | 1    | 1    | 1    |                   |
| 27       | 92995-06600        | WASHER RONDELLE                              | 1    | 1    | 1    | 1    |                   |



**FIG. 27 BRACKET 1**

**SUPPORT 1**

| REF. NO. | PART NO. N° PIECES | DESCRIPTION DESCRIPTION                              | 6ALC | 6ASB | 6AMC | 6ATB | REMARKS REMARQUES         |
|----------|--------------------|--|------|------|------|------|---------------------------|
| 28       | 90119-10024        | BOLT, WITH WASHER<br>BOULON, AVEC RONDELLE           | 8    | 8    | 8    | 8    |                           |
| 29       | 61A-43311-22-8D    | BRACKET, SWIVEL 1<br>SUPPORT, PIVOT 1                | 1    | 1    | 1    | 1    |                           |
| 30       | 93700-06M03        | NIPPLE, GREASE<br>PION                               | 5    | 5    | 5    | 5    |                           |
| 31       | 69J-82147-00       | WIRE, LEAD 5<br>FIL 5                                | 1    | 1    | 1    | 1    |                           |
| 32       | 6G5-43144-00       | HOOK, SPRING<br>CROCHET                              | 1    | 1    | 1    | 1    |                           |
| 33       | 97095-06010        | BOLT<br>BOULON                                       | 1    | 1    | 1    | 1    |                           |
| 34       | 61A-43181-01       | LEVER, TILT STOP 1<br>LEVIER VERROUILLAGE RELEVAGE 1 | 1    | 1    | 1    | 1    |                           |
| 35       | 6G5-43185-02       | LEVER, TILT STOP 2<br>LEVIER VERROUILLAGE RELEVAGE 2 | 1    | 1    | 1    | 1    |                           |
| 36       | 90386-10M16        | BUSH<br>DOUILLE                                      | 3    | 3    | 3    | 3    |                           |
| 37       | 6G5-43148-00       | COLLAR, DISTANCE<br>ENTRETOISE                       | 2    | 2    | 2    | 2    |                           |
| 38       | 90249-06M19        | PIN<br>GOUPILLE                                      | 1    | 1    | 1    | 1    |                           |
| 39       | 90387-10M05        | COLLAR<br>COLLERETTE                                 | 1    | 1    | 1    | 1    |                           |
| 40       | 91690-30020        | PIN, SPRING<br>AGRAFFE                               | 2    | 2    | 2    | 2    |                           |
| 41       | 90506-16003        | SPRING, TENSION<br>RESSORT, TENSION                  | 1    | 1    | 1    | 1    |                           |
| 42       | 6E5-43126-10       | PIN, UPPER SHOCK MOUNT<br>AXE, SUPERIEUR AMORTISSEUR | 1    | 1    | 1    | 1    |                           |
| 43       | 90386-18M63        | BUSH<br>DOUILLE                                      | 2    | 2    | 2    | 2    |                           |
| 44       | 90386-18M14        | BUSH<br>DOUILLE                                      | 2    | 2    | 2    | 2    |                           |
| 45       | 93410-18M05        | CIRCLIP<br>CLIPS                                     | 2    | 2    | 2    | 2    |                           |
| 46       | 90101-12047        | BOLT (L:150MM)<br>BOULON (L:150MM)                   | 4    | 4    | 4    | 4    | EXCEPT FOR RUS            |
|          | 90101-12M05        | BOLT (L:130MM)<br>BOULON (L:130MM)                   | 4    | 4    |      |      | EXCEPT FOR RUS<br>FOR RUS |
| 47       | 90201-13M01        | WASHER, PLATE<br>RONDELLE, PLATE                     | 8    | 8    | 8    | 8    |                           |
| 48       | 90201-12426        | WASHER, PLATE<br>RONDELLE, PLATE                     | 4    | 4    | 4    | 4    |                           |
| 49       | 95380-12600        | NUT<br>ECROU   | 8    | 8    | 8    | 8    |                           |



6P28110-L250

**FIG. 28 BRACKET 2**

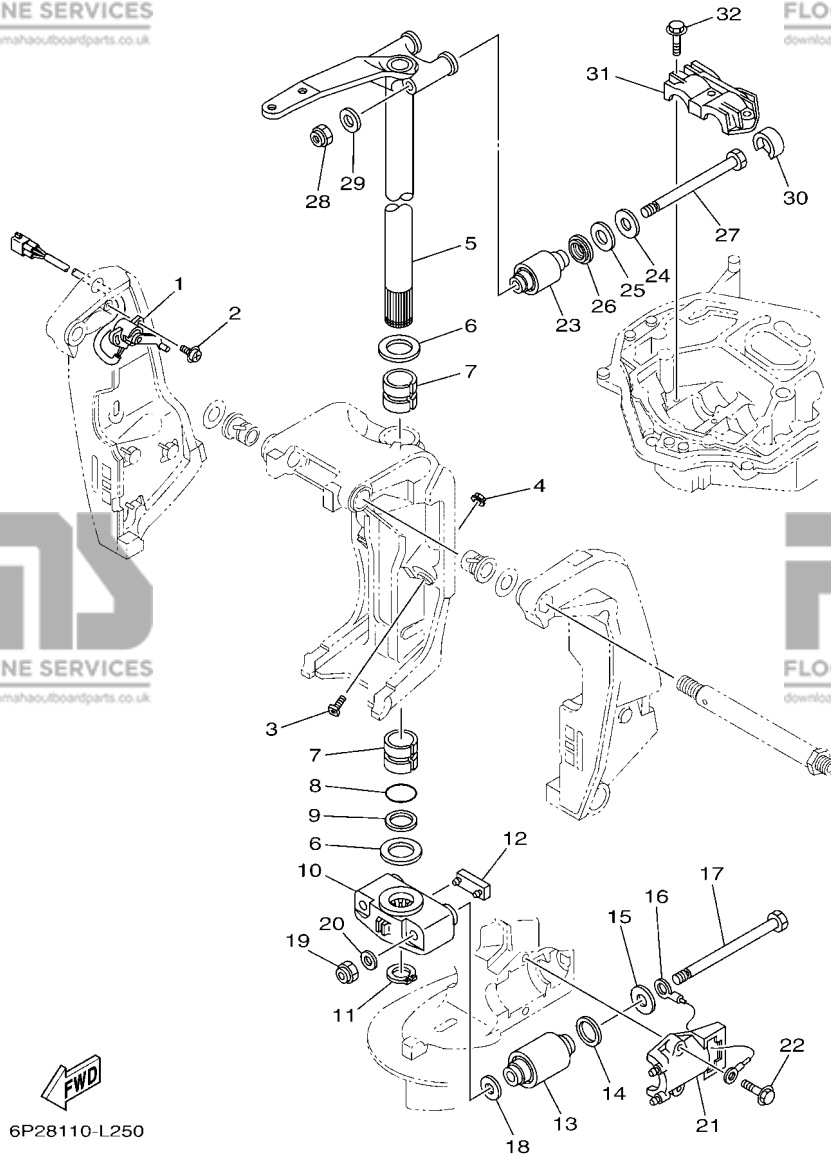
**SUPPORT 2**

| REF. NO. | PART NO. N° PIECES | DESCRIPTION DESCRIPTION                                      | 6ALC | 6ASB | 6AMC | 6ATB | REMARKS REMARQUES |
|----------|--------------------|--|------|------|------|------|-------------------|
| 1        | 69J-83672-11       | TRIM SENDER INCLINER RACCORD                                 | 1    | 1    | 1    | 1    |                   |
| 2        | 97985-06216        | SCREW, WITH WASHER VIS, AVEC RONDELLE                        | 2    | 2    | 2    | 2    |                   |
| 3        | 61A-43376-00       | BOLT, THRUST RECEIVER BOULON                                 | 2    | 2    | 2    | 2    |                   |
| 4        | 95780-10300        | NUT, FLANGE ECROU  | 2    | 2    | 2    | 2    |                   |
| 5        | 69J-42510-00-8D    | STEERING BRACKET ASSY DIRECTION SUPPORT (ENS.)               | 1    | 1    | 1    | 1    |                   |
| 6        | 90201-40M00        | WASHER, PLATE RONDELLE, PLATE                                | 2    | 2    | 2    | 2    |                   |
| 7        | 90386-39M89        | BUSH DOUILLE   | 2    | 2    | 2    | 2    |                   |
| 8        | 93210-35321        | O-RING JOINT TORIQUE   | 1    | 1    | 1    | 1    |                   |
| 9        | 90202-40M47        | WASHER, PLATE RONDELLE, PLATE                                | 1    | 1    | 1    | 1    |                   |
| 10       | 69J-44551-00-8D    | HOUSING, LOWER MOUNT RUBBER 1 BOITIER, SILENT-BLOC INFÉRIEUR | 1    | 1    | 1    | 1    |                   |
| 11       | 93410-37M04        | CIRCLIP CLIPS  | 1    | 1    | 1    | 1    |                   |
| 12       | 61A-44575-00       | DAMPER, LOWER MOUNT RUBBER SILENT-BLOC, INFÉRIEUR            | 1    | 1    | 1    | 1    |                   |
| 13       | 60X-44555-00       | MOUNT DAMPER, LOWER SIDE SILENT-BLOC, INFÉRIEUR LATERAL      | 2    | 2    | 2    | 2    |                   |
| 14       | 90202-32M19        | WASHER, PLATE RONDELLE, PLATE                                | 2    | 2    | 2    | 2    |                   |
| 15       | 90201-16016        | WASHER, PLATE RONDELLE, PLATE                                | 2    | 2    | 2    | 2    |                   |
| 16       | 6E5-82149-00       | WIRE, LEAD 3 FIL 3   | 1    | 1    | 1    | 1    |                   |
| 17       | 90101-14002        | BOLT BOULON  | 2    | 2    | 2    | 2    |                   |
| 18       | 90201-15M58        | WASHER, PLATE RONDELLE, PLATE                                | 2    | 2    | 2    | 2    |                   |
| 19       | 90185-14M00        | NUT, SELF-LOCKING ECROU, AUTO-BLOQUANT                       | 2    | 2    | 2    | 2    |                   |
| 20       | 92995-14600        | WASHER RONDELLE  | 2    | 2    | 2    | 2    |                   |
| 21       | 61A-44552-01-CA    | HOUSING, LOWER MOUNT RUBBER 2 BOITIER, SILENT-BLOC INFÉRIEUR | 2    | 2    | 2    | 2    |                   |
| 22       | 90119-10024        | BOLT, WITH WASHER BOULON, AVEC RONDELLE                      | 4    | 4    | 4    | 4    |                   |
| 23       | 69J-44514-00       | MOUNT DAMPER, UPPER SIDE SILENT-BLOC, SUPÉRIEUR LATERAL      | 2    | 2    | 2    | 2    |                   |
| 24       | 90201-16015        | WASHER, PLATE RONDELLE, PLATE                                | 2    | 2    | 2    | 2    |                   |
| 25       | 90202-28M46        | WASHER, PLATE RONDELLE, PLATE                                | 2    | 2    | 2    | 2    |                   |
| 26       | 69J-44532-00       | STOPPER, UPPER MOUNT PLAQUETTE                               | 2    | 2    | 2    | 2    |                   |
| 27       | 90101-14003        | BOLT BOULON  | 2    | 2    | 2    | 2    |                   |

**FIG. 28 BRACKET 2**

**SUPPORT 2**

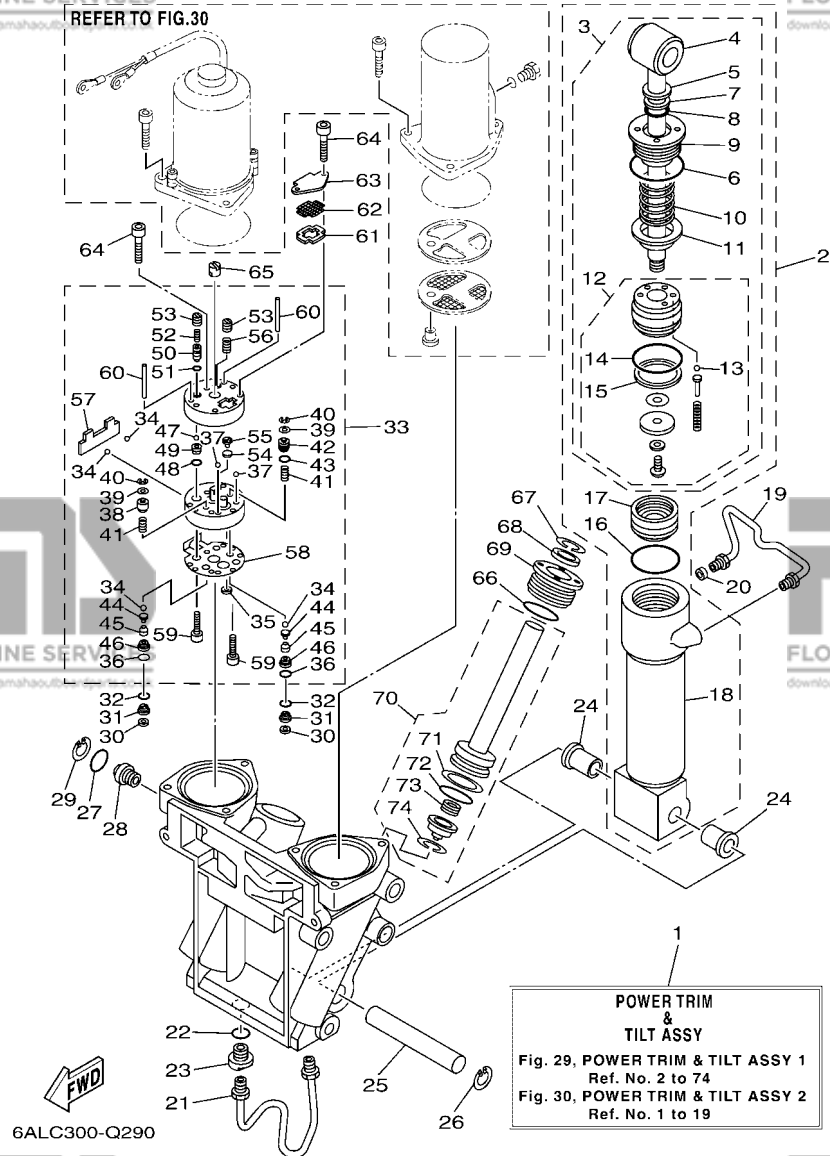
| REF. NO. | PART NO. N° PIECES | DESCRIPTION DESCRIPTION                                      | 6ALC | 6ASB | 6AMC | 6ATB | REMARKS REMARQUES |
|----------|--------------------|--|------|------|------|------|-------------------|
| 28       | 90185-14M00        | NUT, SELF-LOCKING<br>ECROU,AUTO-BLOQUANT                     | 2    | 2    | 2    | 2    |                   |
| 29       | 92995-14600        | WASHER<br>RONDELLE   | 2    | 2    | 2    | 2    |                   |
| 30       | 69J-44533-00       | DAMPER, UPPER MOUNT RUBBER<br>COUVERCLE, SUSPENSION INFERIEU | 2    | 2    | 2    | 2    |                   |
| 31       | 61A-44511-01       | COVER, UPPER MOUNT<br>COUVERCLE, SUSPENSION SUPERIEU         | 1    | 1    | 1    | 1    |                   |
| 32       | 90119-10024        | BOLT, WITH WASHER<br>BOULON, AVEC RONDELLE                   | 3    | 3    | 3    | 3    |                   |



6P28110-L250

FIG. 29 POWER TRIM & TILT ASSY 1

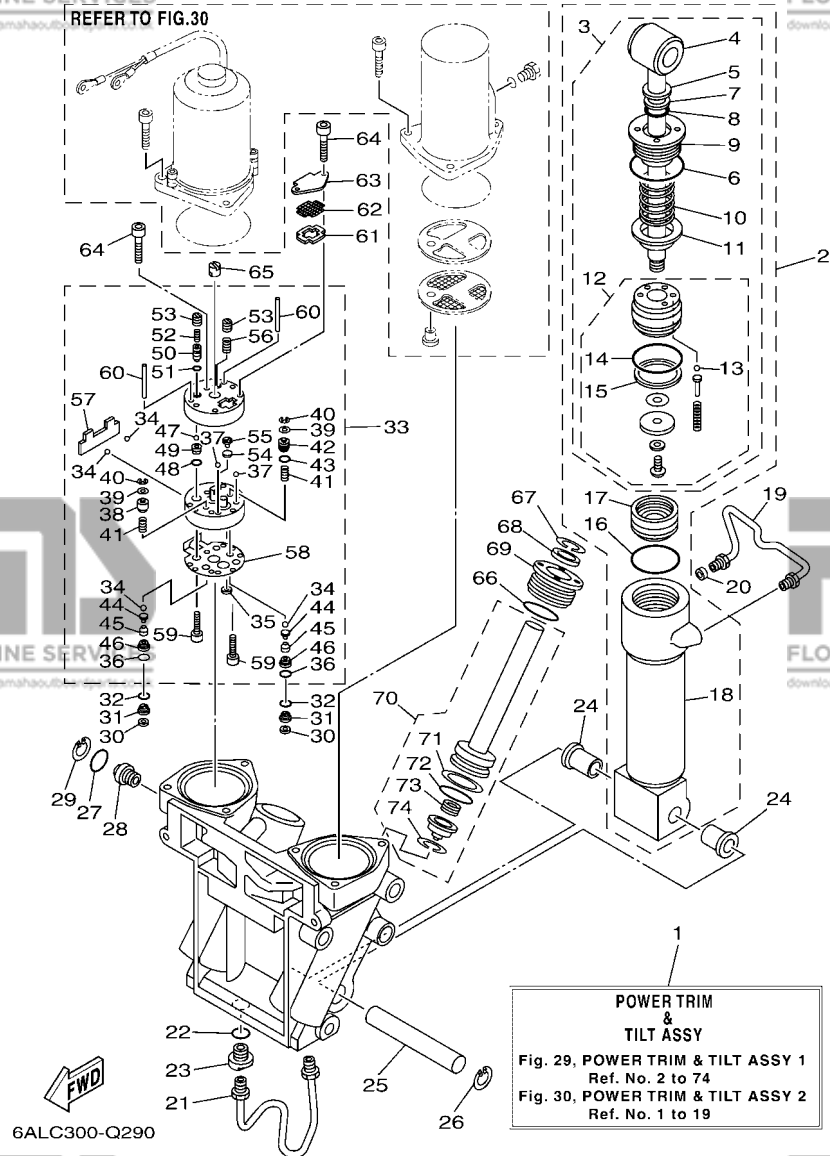
PUISSANCE PARET ET INCLINER 1



| REF. NO. | PART NO. N° PIECES | DESCRIPTION DESCRIPTION                                  | 6ALC | 6ASB | 6AMC | 6ATB | REMARKS REMARQUES |
|----------|--------------------|--|------|------|------|------|-------------------|
| 1        | 69J-43800-07-8D    | POWER TRIM & TILT ASSY<br>PUISSANCE PARET ET INCLINER (E | 1    | 1    | 1    | 1    |                   |
| 2        | 6CE-43840-00       | POWER TILT ASSY<br>PUISSANCE INCLINER (ENS.)             | 1    | 1    | 1    | 1    |                   |
| 3        | 6CE-43810-00       | .TILT PISTON SUB ASSY<br>.INCLINER PISTON AUXILIAIRE(ENS | 1    | 1    | 1    | 1    |                   |
| 4        | 69J-43801-01       | ..ROD<br>..TIGE  | 1    | 1    | 1    | 1    |                   |
| 5        | 93106-19N50        | ..OIL SEAL<br>..JOINT SPY                                | 1    | 1    | 1    | 1    |                   |
| 6        | 6H1-43861-00       | ..O-RING<br>..JOINT TORIQUE                              | 1    | 1    | 1    | 1    |                   |
| 7        | 6H1-43872-00       | ..RING, BACK UP<br>..RESSORT                             | 1    | 1    | 1    | 1    |                   |
| 8        | 61A-4389H-01       | ..O-RING<br>..JOINT TORIQUE                              | 1    | 1    | 1    | 1    |                   |
| 9        | 61A-43811-00       | ..SCREW, CYLINDER END<br>..VIS, CYLINDRE RACCORD         | 1    | 1    | 1    | 1    |                   |
| 10       | 69J-4384H-00       | ..SPRING<br>..RESSORT                                    | 1    | 1    | 1    | 1    |                   |
| 11       | 69J-4382E-00       | ..ADAPTOR 2<br>..ADAPTEUR 2                              | 1    | 1    | 1    | 1    |                   |
| 12       | 6CE-4380P-00       | ..PISTON SUB ASSY<br>..PISTON AUXILIAIRE (ENS.)          | 1    | 1    | 1    | 1    |                   |
| 13       | 93505-32038        | ...BALL<br>...BILLE                                      | 5    | 5    | 5    | 5    |                   |
| 14       | 61A-43861-00       | ...O-RING<br>...JOINT TORIQUE                            | 1    | 1    | 1    | 1    |                   |
| 15       | 61A-43871-00       | ...RING, BACK UP<br>...SEGMENT                           | 1    | 1    | 1    | 1    |                   |
| 16       | 61A-43861-00       | .O-RING<br>.JOINT TORIQUE                                | 1    | 1    | 1    | 1    |                   |
| 17       | 6H1-43814-00       | .PISTON, FREE<br>.PISTON                                 | 1    | 1    | 1    | 1    |                   |
| 18       | 61A-43813-02       | .CYLINDER, TILT<br>.CYLINDRE                             | 1    | 1    | 1    | 1    |                   |
| 19       | 61A-43835-01       | PIPE<br>TUYAU  | 1    | 1    | 1    | 1    |                   |
| 20       | 69J-4388J-00       | PLUG 2<br>BOUCHON 2                                      | 1    | 1    | 1    | 1    |                   |
| 21       | 69J-43833-02       | PIPE<br>TUYAU  | 1    | 1    | 1    | 1    |                   |
| 22       | 93210-17239        | O-RING<br>JOINT TORIQUE                                  | 1    | 1    | 1    | 1    |                   |
| 23       | 69J-4388E-01       | BOLT ,SCREW<br>VIS                                       | 1    | 1    | 1    | 1    |                   |
| 24       | 90386-18M14        | BUSH<br>DOUILLE  | 2    | 2    | 2    | 2    |                   |
| 25       | 61A-43818-00       | PIN, LOWER SHOCK MOUNT<br>AXE, INFERIEUR AMORTISSEUR     | 1    | 1    | 1    | 1    |                   |
| 26       | 61A-43876-00       | RING, SNAP<br>RESSORT                                    | 1    | 1    | 1    | 1    |                   |
| 27       | 6D8-43863-00       | O-RING<br>JOINT TORIQUE                                  | 1    | 1    | 1    | 1    |                   |

FIG. 29 POWER TRIM & TILT ASSY 1

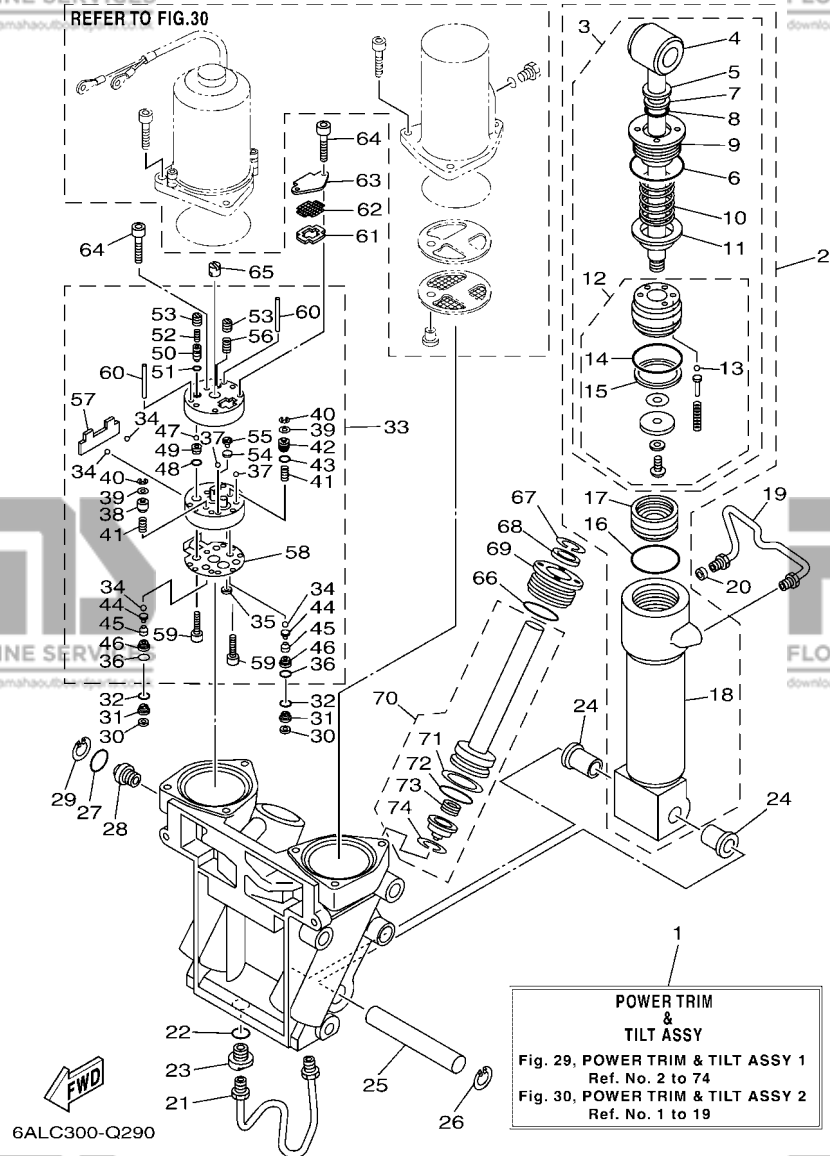
PUISSANCE PARE ET INCLINER 1



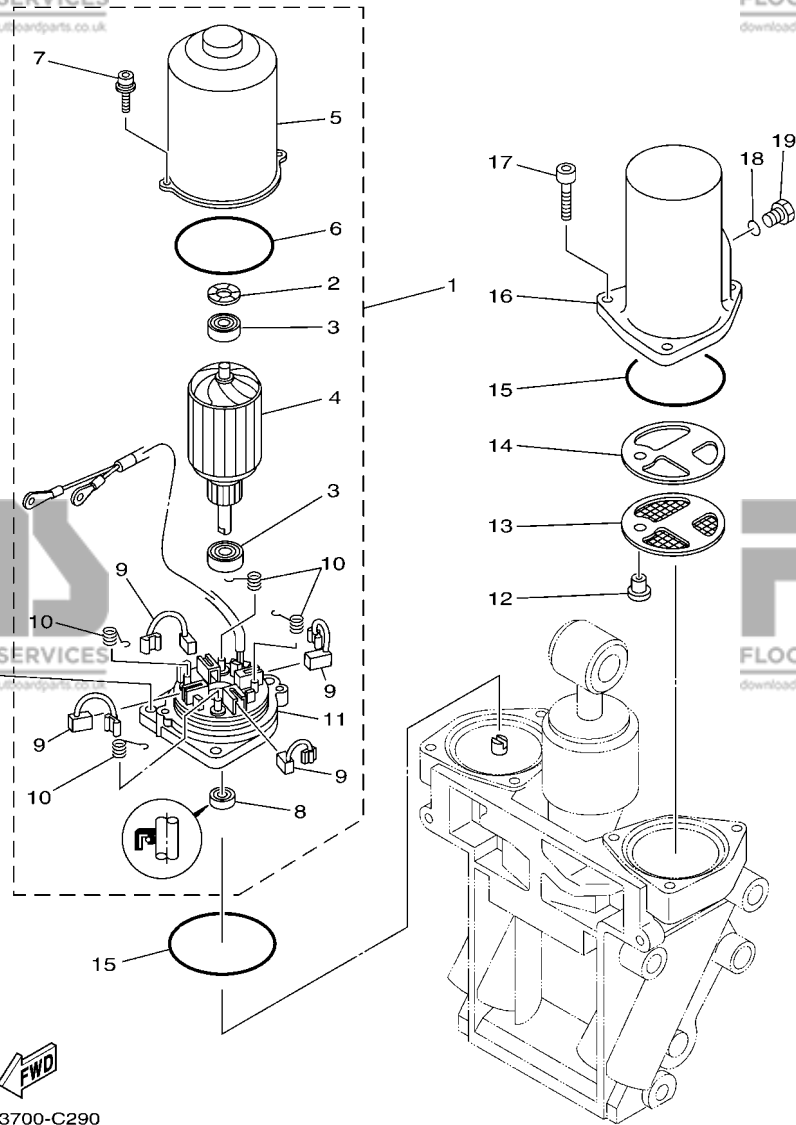
| REF. NO. | PART NO. N° PIECES | DESCRIPTION DESCRIPTION               | 6ALC | 6ASB | 6AMC | 6ATB | REMARKS REMARQUES |
|----------|--------------------|---------------------------------------|------|------|------|------|-------------------|
| 28       | 69J-43845-00       | SCREW, MANUAL RELEASE VIS             | 1    | 1    | 1    | 1    |                   |
| 29       | 6H1-43875-00       | RING, SNAP RESSORT                    | 1    | 1    | 1    | 1    |                   |
| 30       | 69J-4381C-00       | FILTER 3 FILTRE 3                     | 2    | 2    | 2    | 2    |                   |
| 31       | 69J-43899-01       | PLATE STOPPER PLAQUETTE               | 2    | 2    | 2    | 2    |                   |
| 32       | 69J-4389J-00       | O-RING JOINT TORIQUE                  | 2    | 2    | 2    | 2    |                   |
| 33       | 69J-43830-01       | GEAR PUMP ASSY POMPE A PIGNON (ENS.)  | 1    | 1    | 1    | 1    |                   |
| 34       | 93505-32038        | .BALL .BILLE                          | 4    | 4    | 4    | 4    |                   |
| 35       | 69J-4381C-00       | .FILTER 3 .FILTRE 3                   | 1    | 1    | 1    | 1    |                   |
| 36       | 69J-4389J-00       | .O-RING .JOINT TORIQUE                | 2    | 2    | 2    | 2    |                   |
| 37       | 93503-16003        | .BALL .BILLES                         | 2    | 2    | 2    | 2    |                   |
| 38       | 6CJ-4384M-00       | .PISTON, SHUTTLE 2 .PISTON 2          | 1    | 1    | 1    | 1    |                   |
| 39       | 69A-4384F-00       | .SEAL, MAIN VALVE .JOINT              | 2    | 2    | 2    | 2    |                   |
| 40       | 99002-03600        | .CIRCLIP .CIRCLIP                     | 2    | 2    | 2    | 2    |                   |
| 41       | 69J-43894-00       | .SPRING, SHUTTLE RETURN .RESSORT      | 2    | 2    | 2    | 2    |                   |
| 42       | 6CJ-43841-00       | .PISTON, SHUTTLE .PISTON              | 1    | 1    | 1    | 1    |                   |
| 43       | 6H1-43883-00       | .O-RING .JOINT TORIQUE                | 1    | 1    | 1    | 1    |                   |
| 44       | 60V-4386A-00       | .PIN, ABSORBER VALVE .GOUPILLE, SOUPE | 2    | 2    | 2    | 2    |                   |
| 45       | 69J-43853-00       | .SPRING, MAIN VALVE .RESSORT          | 2    | 2    | 2    | 2    |                   |
| 46       | 6CJ-43893-00       | .WASHER .RONDELLE                     | 2    | 2    | 2    | 2    |                   |
| 47       | 93501-08001        | .BALL .BILLE                          | 2    | 2    | 2    | 2    |                   |
| 48       | 93210-08391        | .O-RING .JOINT TORIQUE                | 1    | 1    | 1    | 1    |                   |
| 49       | 69J-43851-00       | .SEAT, RELIEF VALVE .SIEGE            | 1    | 1    | 1    | 1    |                   |
| 50       | 6CJ-43844-00       | .PIN, VALVE SUPPORT .GOUPILLE         | 1    | 1    | 1    | 1    |                   |
| 51       | 93210-064A5        | .O-RING .JOINT TORIQUE                | 1    | 1    | 1    | 1    |                   |
| 52       | 69J-43855-00       | .SPRING, UP RELIEF .RESSORT           | 1    | 1    | 1    | 1    |                   |
| 53       | 6CJ-43843-00       | .SCREW, VALVE LOCK .VIS               | 2    | 2    | 2    | 2    |                   |
| 54       | 6H1-4384G-11       | .SEAL, RELIEF VALVE .JOINT            | 1    | 1    | 1    | 1    |                   |

FIG. 29 POWER TRIM & TILT ASSY 1

PUISSANCE PARET ET INCLINER 1



| REF. NO. | PART NO. N° PIECES | DESCRIPTION DESCRIPTION                                | 6ALC | 6ASB | 6AMC | 6ATB | REMARKS REMARQUES |
|----------|--------------------|--|------|------|------|------|-------------------|
| 55       | 6H1-43844-10       | .PIN, VALVE SUPPORT<br>.GOUILLE                        | 1    | 1    | 1    | 1    |                   |
| 56       | 6H1-43856-10       | .SPRING, DOWN RELIEF<br>.RESSORT                       | 1    | 1    | 1    | 1    |                   |
| 57       | 69J-43854-00       | .SPRING, MANUAL RELEASE<br>.RESSORT                    | 1    | 1    | 1    | 1    |                   |
| 58       | 69J-4384G-00       | .SEAL, RELIEF VALVE<br>.JOINT                          | 1    | 1    | 1    | 1    |                   |
| 59       | 91318-05025        | .BOLT<br>.BOULON                                       | 2    | 2    | 2    | 2    |                   |
| 60       | 93604-35236        | .PIN, DOWEL<br>.CLAVETTE                               | 2    | 2    | 2    | 2    |                   |
| 61       | 69J-43871-00       | RING, BACK UP<br>SEGMENT                               | 1    | 1    | 1    | 1    |                   |
| 62       | 69J-43816-00       | FILTER 1<br>FILTRE 1                                   | 1    | 1    | 1    | 1    |                   |
| 63       | 69J-4381J-00       | PLATE<br>PLAQUE  | 1    | 1    | 1    | 1    |                   |
| 64       | 91318-05040        | BOLT<br>BOULON   | 3    | 3    | 3    | 3    |                   |
| 65       | 69J-43831-00       | CONNECTOR, SHAFT<br>RACCORD                            | 1    | 1    | 1    | 1    |                   |
| 66       | 61A-43861-00       | O-RING<br>JOINT TORIQUE                                | 2    | 2    | 2    | 2    |                   |
| 67       | 6T4-43875-01       | RING, SNAP<br>RESSORT                                  | 2    | 2    | 2    | 2    |                   |
| 68       | 61A-43822-00       | SEAL, TRIM DUST<br>JOINT                               | 2    | 2    | 2    | 2    |                   |
| 69       | 61A-43821-01       | SCREW, TRIM CYLINDER END<br>VIS                        | 2    | 2    | 2    | 2    |                   |
| 70       | 69J-43820-01       | TRIM PISTON SUB ASSY<br>PARET PISTON AUXILIAIRE (ENS.) | 2    | 2    | 2    | 2    |                   |
| 71       | 61A-43874-00       | .RING, BACK UP<br>.RESSORT                             | 1    | 1    | 1    | 1    |                   |
| 72       | 61A-43864-00       | .O-RING<br>.JOINT TORIQUE                              | 1    | 1    | 1    | 1    |                   |
| 73       | 61A-4384H-10       | .SPRING<br>.RESSORT                                    | 1    | 1    | 1    | 1    |                   |
| 74       | 61A-43875-10       | .RING, SNAP<br>.RESSORT                                | 1    | 1    | 1    | 1    |                   |



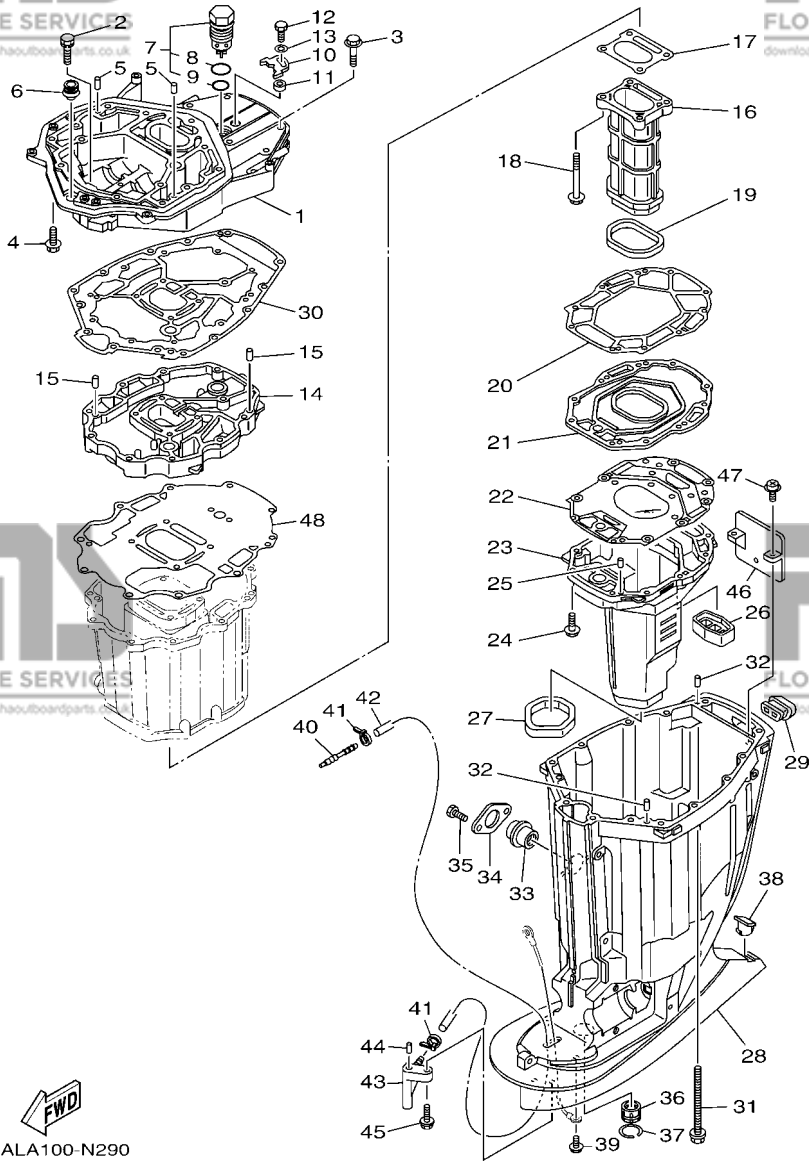
69J3700-C290

**FIG. 30 POWER TRIM & TILT ASSY 2**

**PUISSANCE PARET ET INCLINER 2**

| REF. NO. | PART NO. N° PIECES | DESCRIPTION DESCRIPTION             | 6ALC | 6ASB | 6AMC | 6ATB | REMARKS REMARQUES |
|----------|--------------------|-------------------------------------|------|------|------|------|-------------------|
| 1        | 69J-43880-01       | MOTOR ASSY<br>MOTEUR (ENS.)         | 1    | 1    | 1    | 1    |                   |
| 2        | 90206-14N50        | .WASHER, WAVE<br>.RONDELLE, ONDULEE | 1    | 1    | 1    | 1    |                   |
| 3        | 93399-999T6        | .BEARING<br>.ROULEMENT              | 2    | 2    | 2    | 2    |                   |
| 4        | 69J-43805-00       | .ARMATURE ASSY<br>.INDUIT (ENS.)    | 1    | 1    | 1    | 1    |                   |
| 5        | 69J-43804-00       | .STATOR ASSY<br>.STATOR (ENS.)      | 1    | 1    | 1    | 1    |                   |
| 6        | 69J-43861-00       | .O-RING<br>.JOINT TORIQUE           | 1    | 1    | 1    | 1    |                   |
| 7        | 69J-43886-00       | .BOLT<br>.BOULON                    | 2    | 2    | 2    | 2    |                   |
| 8        | 69J-43882-00       | .OIL SEAL<br>.JOINT SPI             | 1    | 1    | 1    | 1    |                   |
| 9        | 69J-43891-00       | .BRUSH 1<br>.BALAI 1                | 4    | 4    | 4    | 4    |                   |
| 10       | 69J-4386K-00       | .SPRING, BRUSH<br>.RESSORT, BALAI   | 4    | 4    | 4    | 4    |                   |
| 11       | 69J-43881-01       | .FRAME, END<br>.BATI                | 1    | 1    | 1    | 1    |                   |
| 12       | 69J-4388H-00       | PLUG<br>BOUCHON                     | 1    | 1    | 1    | 1    |                   |
| 13       | 69J-43817-00       | FILTER 2<br>FILTRE 2                | 1    | 1    | 1    | 1    |                   |
| 14       | 69J-4388F-00       | SPACER<br>ENTRETOISE                | 1    | 1    | 1    | 1    |                   |
| 15       | 93210-66001        | O-RING<br>JOINT TORIQUE             | 2    | 2    | 2    | 2    |                   |
| 16       | 69J-43828-00       | BODY, RESERVOIR<br>CORPS            | 1    | 1    | 1    | 1    |                   |
| 17       | 69J-43888-00       | BOLT, SOCKET<br>BOULON              | 6    | 6    | 6    | 6    |                   |
| 18       | 93210-09165        | O-RING<br>JOINT TORIQUE             | 1    | 1    | 1    | 1    |                   |
| 19       | 6H1-43829-00       | PLUG, RESERVOIR<br>BOUCHON          | 1    | 1    | 1    | 1    |                   |



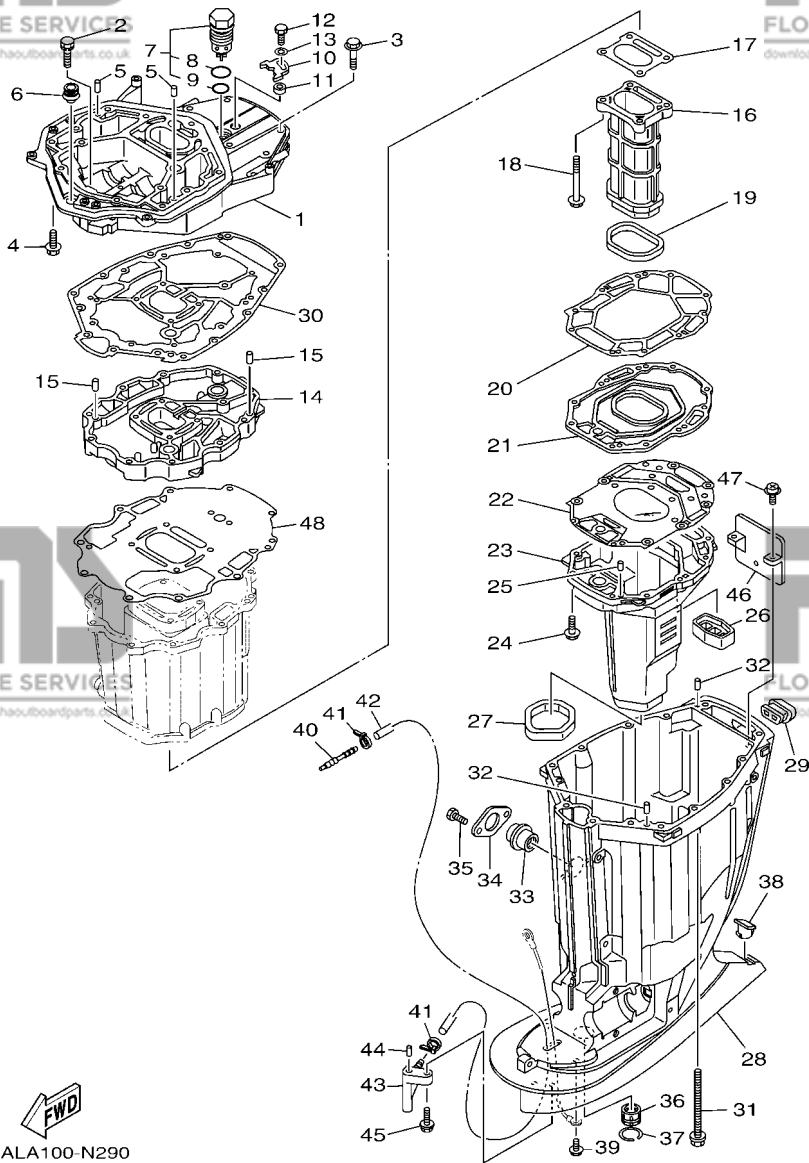


6ALA100-N290

FIG. 31 UPPER CASING

FOURREAU

| REF. NO. | PART NO. N° PIECES | DESCRIPTION DESCRIPTION                                   | 6ALC | 6ASB | 6AMC | 6ATB | REMARKS REMARQUES |
|----------|--------------------|---|------|------|------|------|-------------------|
| 1        | 69J-41137-10-CA    | GUIDE, EXHAUST COLLECTEUR D'ÉCHAPPEMENT                   | 1    | 1    | 1    | 1    |                   |
| 2        | 90119-08102        | BOLT, WITH WASHER BOULON, AVEC RONDELLE                   | 2    | 2    | 2    | 2    |                   |
| 3        | 97575-10545        | BOLT, WITH WASHER VIS HEXAGONAL AVC RONDELLE              | 7    | 7    | 7    | 7    |                   |
| 4        | 97575-10535        | BOLT, WITH WASHER VIS HEXAGONAL AVC RONDELLE              | 7    | 7    | 7    | 7    |                   |
| 5        | 93608-16M16        | PIN, DOWEL AXE  | 2    | 2    | 2    | 2    |                   |
| 6        | 6E5-42724-00       | GROMMET PASSE-FIL   | 1    | 1    | 1    | 1    |                   |
| 7        | 6AW-11371-10       | PRESSURE CONTROL VALVE ASSY SOUPEPE, COMMANDE DE PRESSION | 1    | 1    | 1    | 1    |                   |
| 8        | 93210-347A1        | .O-RING .JOINT TORIQUE                                    | 1    | 1    | 1    | 1    |                   |
| 9        | 93210-28543        | .O-RING .JOINT TORIQUE                                    | 1    | 1    | 1    | 1    |                   |
| 10       | 69J-12233-00       | PLATE, GUIDE STOPPER 1 PLAQUE, GUIDE BUTEE 1              | 1    | 1    | 1    | 1    |                   |
| 11       | 90387-06037        | COLLAR COLLERETTE   | 1    | 1    | 1    | 1    |                   |
| 12       | 97095-06020        | BOLT BOULON   | 1    | 1    | 1    | 1    |                   |
| 13       | 92995-06600        | WASHER RONDELLE   | 1    | 1    | 1    | 1    |                   |
| 14       | 69J-41131-11-CA    | MANIFOLD, EXT. 1 PIPE D'ÉCHAPPEMENT                       | 1    | 1    | 1    | 1    |                   |
| 15       | 93608-16M16        | PIN, DOWEL AXE  | 2    | 2    | 2    | 2    |                   |
| 16       | 69J-41132-20-9S    | MANIFOLD, EXHAUST PIPE D'ÉCHAPPEMENT                      | 1    | 1    | 1    | 1    |                   |
| 17       | 6P2-41134-00       | GASKET, EXHAUST MANIFOLD JOINT, PIPE D'ÉCHAPPEMENT        | 1    | 1    | 1    | 1    |                   |
| 18       | 97575-08590        | BOLT, WITH WASHER VIS HEXAGONAL AVC RONDELLE              | 4    | 4    | 4    | 4    |                   |
| 19       | 69J-41138-00       | SEAL, EXT. 1 JOINT DE GROUPE 1                            | 1    | 1    | 1    | 1    |                   |
| 20       | 69J-41135-A0       | GASKET, EXHAUST MANIFOLD JOINT, PIPE D'ÉCHAPPEMENT        | 1    | 1    | 1    | 1    |                   |
| 21       | 69J-45181-10-9S    | PLATE PLAQUETTE   | 1    | 1    | 1    | 1    |                   |
| 22       | 6S1-41136-00       | GASKET, EXHAUST MANIFOLD 4 JOINT, PIPE D'ÉCHAPPEMENT 4    | 1    | 1    | 1    | 1    |                   |
| 23       | 69J-14711-21-9S    | MUFFLER 1 POT D'ÉCHAPPEMENT 1                             | 1    | 1    | 1    | 1    |                   |
| 24       | 97575-08535        | BOLT, WITH WASHER VIS HEXAGONAL AVC RONDELLE              | 10   | 10   | 10   | 10   |                   |
| 25       | 93606-19M23        | PIN, DOWEL GOUPILLE                                       | 2    | 2    | 2    | 2    |                   |
| 26       | 69J-45127-00       | SEAL JOINT  | 1    | 1    | 1    | 1    |                   |
| 27       | 69J-45123-00       | GASKET, MUFFLER JOINT, POT DE DETENTE                     | 1    | 1    | 1    | 1    |                   |

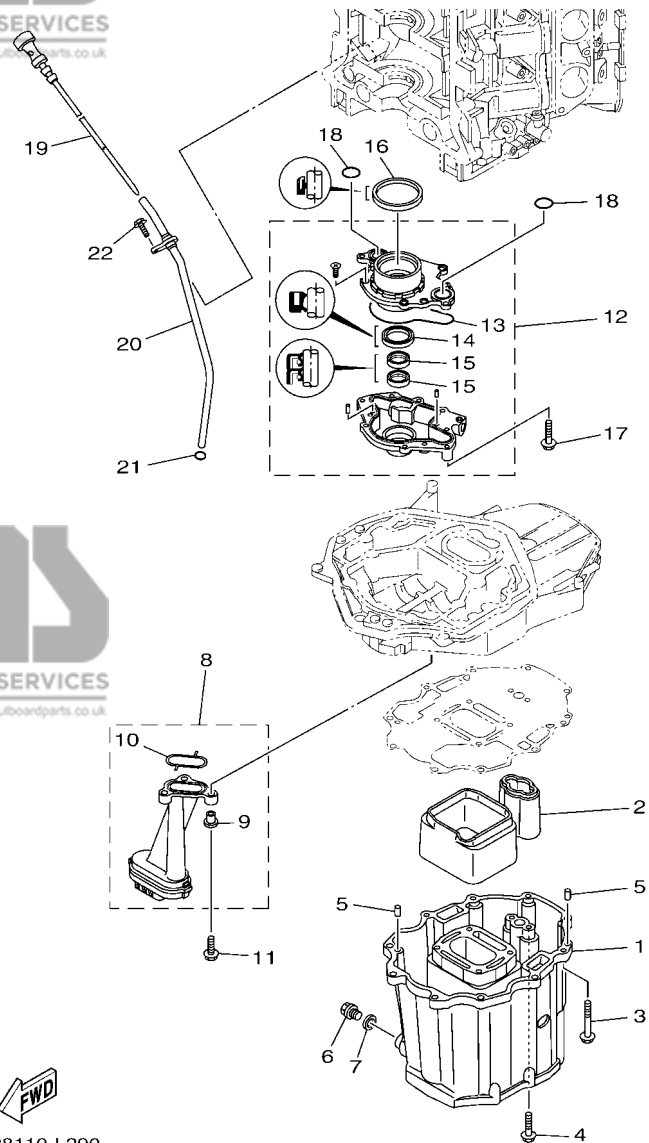


6ALA100-N290

**FIG. 31 UPPER CASING**

**FOURREAU**

| REF. NO. | PART NO. N° PIECES | DESCRIPTION DESCRIPTION                      | 6ALC | 6ASB | 6AMC | 6ATB | REMARKS REMARQUES |
|----------|--------------------|--|------|------|------|------|-------------------|
| 28       | 69J-45111-10-8D    | CASING, UPPER FOURREAU                       | 1    | 1    | 1    | 1    |                   |
| 29       | 69J-42769-00       | SEAL, RUBBER BOURRELET, CAOUTCHOUC           | 1    | 1    | 1    | 1    |                   |
| 30       | 69J-45113-20       | GASKET, UPPER CASING JOINT, TUBE D'ARBRE     | 1    | 1    | 1    | 1    |                   |
| 31       | 90119-10007        | BOLT, WITH WASHER BOULON, AVEC RONDELLE      | 6    | 6    | 6    | 6    |                   |
| 32       | 93608-16M16        | PIN, DOWEL AXE                               | 2    | 2    | 2    | 2    |                   |
| 33       | 69J-15316-00       | DAMPER 1 AMORTISSEUR 1                       | 1    | 1    | 1    | 1    |                   |
| 34       | 69J-45152-10       | COVER, UPPER CASING 2 CAPUCHON FOURREAU      | 1    | 1    | 1    | 1    |                   |
| 35       | 97095-06012        | BOLT BOULON                                  | 2    | 2    | 2    | 2    |                   |
| 36       | 69J-45318-01       | BUSHING, DRIVE SHAFT DOUILLE, ARBRE MOTEUR   | 1    | 1    | 1    | 1    |                   |
| 37       | 93420-36M01        | CIRCLIP CIRCLIP, TYPE S                      | 1    | 1    | 1    | 1    |                   |
| 38       | 61A-45155-00       | CAP CAPUCHON                                 | 1    | 1    | 1    | 1    |                   |
| 39       | 95895-06010        | BOLT, FLANGE BOULON                          | 1    | 1    | 1    | 1    |                   |
| 40       | 6E5-83558-00       | END, NIPPLE RACCORD DE NIPPLE                | 1    |      | 1    | 1    | EXCEPT LAN SPEED  |
| 41       | 90465-11M10        | CLAMP BRIDE                                  | 2    |      | 2    | 2    | EXCEPT LAN SPEED  |
|          | 90465-11M10        | CLAMP BRIDE                                  | 1    | 1    |      |      | EXCEPT LAN SPEED  |
| 42       | 90445-07010        | HOSE (L1330) DURITE (L1330)                  | 1    |      | 1    | 1    | EXCEPT LAN SPEED  |
|          | 90445-07046        | HOSE (L1550) DURITE (L1550)                  | 1    | 1    |      |      | EXCEPT LAN SPEED  |
| 43       | 61A-45378-00       | NIPPLE, HOSE RACCORD, TUYAU                  | 1    | 1    | 1    | 1    |                   |
| 44       | 93606-12019        | PIN, DOWEL GOUPILLE                          | 1    | 1    | 1    | 1    |                   |
| 45       | 90119-06M17        | BOLT, WITH WASHER BOULON, AVEC RONDELLE      | 1    | 1    | 1    | 1    |                   |
| 46       | 69J-14624-01       | COVER, EXHAUST CACHE D'ECHAPPEMENT           | 1    | 1    | 1    | 1    |                   |
| 47       | 97980-06216        | SCREW, WITH WASHER VIS, AVEC RONDELLE        | 2    | 2    | 2    | 2    |                   |
| 48       | 69J-15312-01       | GASKET, OIL PAN JOINT DE VENTILATEUR D'HUILE | 1    | 1    | 1    | 1    |                   |



6P28110-L290

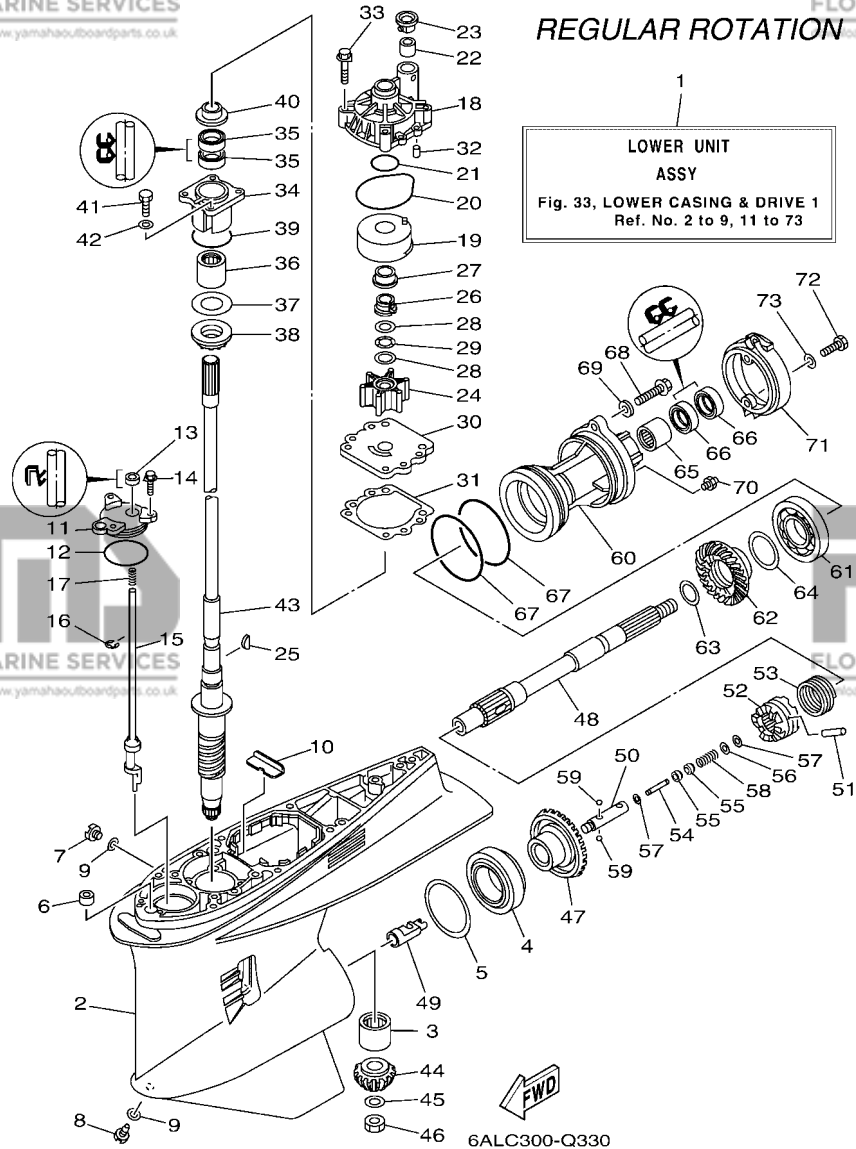
**FIG. 32 OIL PAN**

**VENTILATEUR D'HUILE**

| REF. NO. | PART NO. N° PIECES | DESCRIPTION DESCRIPTION                           | 6ALC | 6ASB | 6AMC | 6ATB | REMARKS REMARQUES |
|----------|--------------------|---|------|------|------|------|-------------------|
| 1        | 69J-15311-10-CA    | OIL PAN<br>VENTILATEUR D'HUILE                    | 1    | 1    | 1    | 1    |                   |
| 2        | 69J-15761-00       | SEAL, RUBBER 1<br>JOINT CAOUTCHOUC 1              | 1    | 1    | 1    | 1    |                   |
| 3        | 97575-08560        | BOLT, WITH WASHER<br>VIS HEXAGONAL AVC RONDELLE   | 10   | 10   | 10   | 10   |                   |
| 4        | 97575-08535        | BOLT, WITH WASHER<br>VIS HEXAGONAL AVC RONDELLE   | 2    | 2    | 2    | 2    |                   |
| 5        | 93608-16M16        | PIN, DOWEL<br>AXE                                 | 2    | 2    | 2    | 2    |                   |
| 6        | 90340-14M06        | PLUG, STRAIGHT SCREW<br>PLOT, FILETE DROIT        | 1    | 1    | 1    | 1    |                   |
| 7        | 90430-14M09        | GASKET<br>JOINT                                   | 1    | 1    | 1    | 1    |                   |
| 8        | 69J-13411-00       | STRAINER, OIL<br>FILTRE, HUILE                    | 1    | 1    | 1    | 1    |                   |
| 9        | 90387-06263        | .COLLAR<br>.COLLERETTE                            | 3    | 3    | 3    | 3    |                   |
| 10       | 69J-13415-00       | .SEAL, OIL STRAINER<br>.JOINT, FILTRE A HUILE     | 1    | 1    | 1    | 1    |                   |
| 11       | 95812-06025        | BOLT, FLANGE<br>BOULON                            | 3    | 3    | 3    | 3    |                   |
| 12       | 6P2-13300-00       | OIL PUMP ASSY<br>POMPE A HUILE COMPLETE           | 1    | 1    | 1    | 1    |                   |
| 13       | 69J-13329-01       | .GASKET, PUMP COVER<br>.JOINT, COUVERCLE DE POMPE | 1    | 1    | 1    | 1    |                   |
| 14       | 6AW-13119-00       | .OIL SEAL<br>.JOINT SPY                           | 1    | 1    | 1    | 1    |                   |
| 15       | 69J-13631-00       | .OIL SEAL<br>.JOINT SPY                           | 2    | 2    | 2    | 2    |                   |
| 16       | 69J-11355-00       | SEAL, CYLINDER 1<br>JOINT, SPY CYLINDRE           | 1    | 1    | 1    | 1    |                   |
| 17       | 97575-06540        | BOLT, WITH WASHER<br>VIS HEXAGONAL AVC RONDELLE   | 4    | 4    | 4    | 4    |                   |
| 18       | 93210-25552        | O-RING<br>JOINT TORIQUE                           | 2    | 2    | 2    | 2    |                   |
| 19       | 6P2-15362-10       | PLUG, OIL LEVEL<br>PLOT, NIVEAU D'HUILE           | 1    | 1    | 1    | 1    |                   |
| 20       | 6P2-15377-10       | GUIDE, INLET<br>GUIDE D'ADMISSION                 | 1    | 1    | 1    | 1    |                   |
| 21       | 93210-19MJ3        | O-RING<br>JOINT TORIQUE                           | 1    | 1    | 1    | 1    |                   |
| 22       | 95895-06016        | BOLT, FLANGE<br>BOULON                            | 1    | 1    | 1    | 1    |                   |

**FIG. 33 LOWER CASING & DRIVE 1**

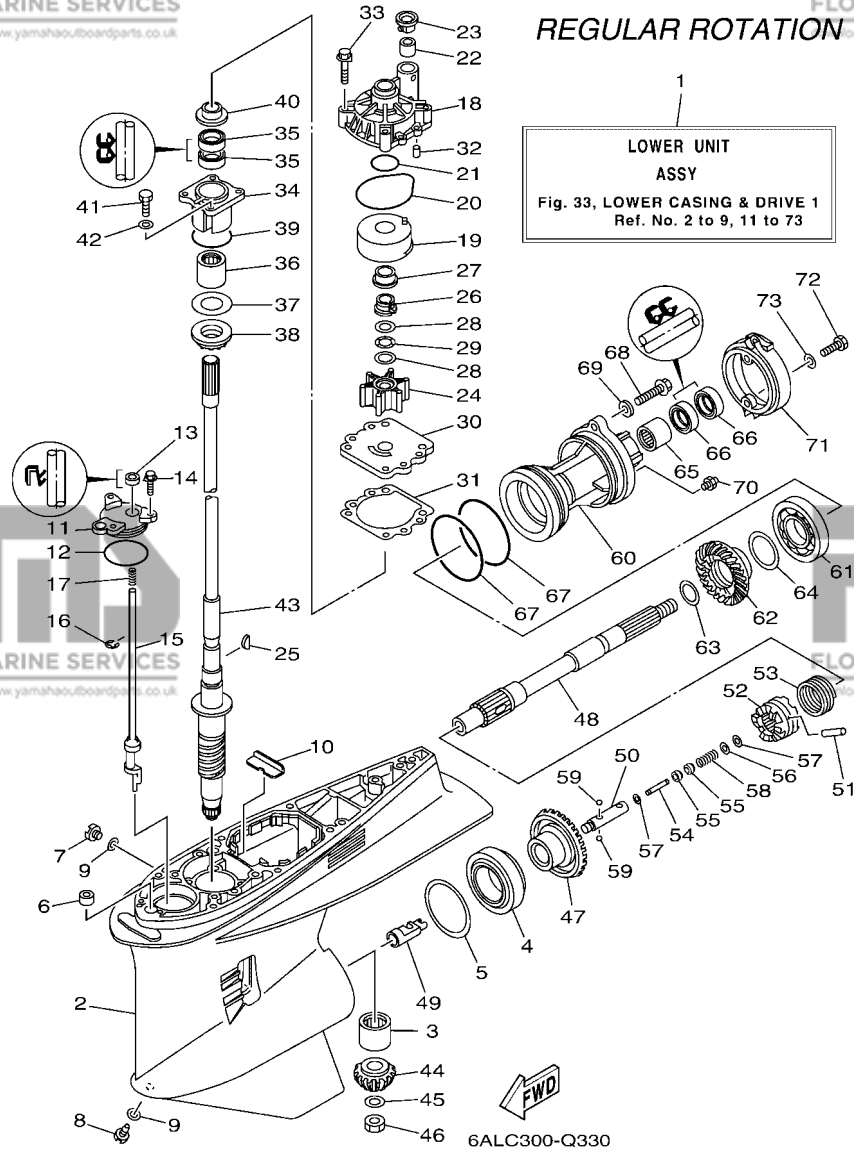
**BOITIER D'HELICE TRANSMISSION1**



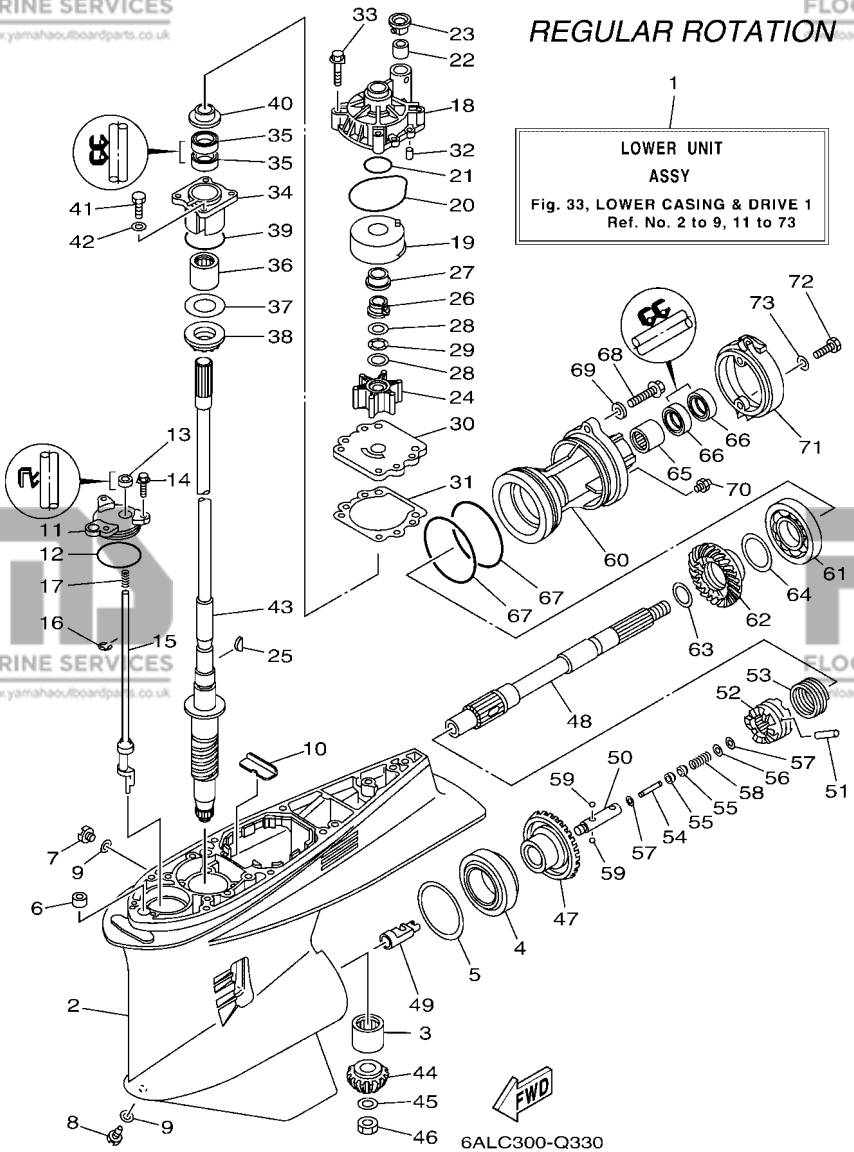
| REF. NO. | PART NO. N° PIECES | DESCRIPTION DESCRIPTION                       | 6ALC | 6ASB | 6AMC | 6ATB | REMARKS REMARQUES          |
|----------|--------------------|---|------|------|------|------|----------------------------|
| 1        | 69J-45300-23-8D    | LOWER UNIT ASSY<br>UNITE INFERIEURE (ENS.)    | 1    | 1    |      |      | X(25.3'),RH<br>X(25.3'),RH |
| 2        | 61A-45301-10-8D    | CASING, LOWER<br>BEQUILLE                     | 1    | 1    |      |      |                            |
| 3        | 93311-83280        | BEARING<br>ROULEMENT                          | 1    | 1    |      |      |                            |
| 4        | 93332-000W1        | BEARING<br>ROULEMENT                          | 1    | 1    |      |      |                            |
| 5        | 61A-45567-00       | SHIM (T:0.10MM)<br>CALE (T:0.10MM)            | 1    | 1    |      |      | UR<br>UR                   |
|          | 61A-45567-10       | SHIM (T:0.12MM)<br>CALE (T:0.12MM)            | 1    | 1    |      |      | UR<br>UR<br>UR             |
|          | 61A-45567-20       | SHIM (T:0.15MM)<br>CALE (T:0.15MM)            | 1    | 1    |      |      | UR<br>UR<br>UR             |
|          | 61A-45567-30       | SHIM (T:0.18MM)<br>CALE (T:0.18MM)            | 1    | 1    |      |      | UR<br>UR<br>UR             |
|          | 61A-45567-40       | SHIM (T:0.30MM)<br>CALE (T:0.30MM)            | 1    | 1    |      |      | UR<br>UR<br>UR             |
|          | 61A-45567-50       | SHIM (T:0.40MM)<br>CALE (T:0.40MM)            | 1    | 1    |      |      | UR<br>UR                   |
|          | 61A-45567-60       | SHIM (T:0.50MM)<br>CALE (T:0.50MM)            | 1    | 1    |      |      | UR<br>UR                   |
| 6        | 663-44366-00       | DAMPER, WATER SEAL 2<br>JOINT, TUBE D'EAU 2   | 1    | 1    |      |      |                            |
| 7        | 90340-08002        | PLUG, STRAIGHT SCREW<br>PLOT, FILET DROIT     | 1    | 1    |      |      |                            |
| 8        | 688-45341-10       | PLUG, DRAIN<br>BOUCHON DE VIDANGE             | 1    | 1    |      |      |                            |
| 9        | 90430-08003        | GASKET<br>JOINT                               | 2    | 2    |      |      |                            |
| 10       | 61A-45376-00       | GUIDE, SEAL DAMPER<br>BUTEE, JOINT CAOUTCHOUC | 1    | 1    |      |      |                            |
| 11       | 61A-45321-01       | PLATE<br>PLAQUETTE                            | 1    | 1    |      |      |                            |
| 12       | 93210-64488        | O-RING<br>JOINT TORIQUE                       | 1    | 1    |      |      |                            |
| 13       | 93106-09014        | OIL SEAL<br>JOINT SPY                         | 1    | 1    |      |      |                            |
| 14       | 90119-06M10        | BOLT, WITH WASHER<br>BOULON, AVEC RONDELLE    | 3    | 3    |      |      |                            |
| 15       | 69J-44150-00       | SHIFT CAM ASSY<br>CAME D'INVERSION            | 1    | 1    |      |      |                            |
| 16       | 99001-08600        | CIRCLIP<br>CIRCLIP                            | 1    | 1    |      |      |                            |
| 17       | 90501-11M10        | SPRING, COMPRESSION<br>RESSORT, COMPRESSION   | 1    | 1    |      |      |                            |
| 18       | 61A-44311-01       | HOUSING, WATER PUMP<br>CORPS, POMPE A EAU     | 1    | 1    |      |      |                            |
| 19       | 61A-44322-02       | INSERT, CARTRIDGE<br>CUVETTE                  | 1    | 1    |      |      |                            |
| 20       | 93210-86M38        | O-RING<br>JOINT TORIQUE                       | 1    | 1    |      |      |                            |
| 21       | 93210-37160        | O-RING<br>JOINT TORIQUE                       | 1    | 1    |      |      |                            |

**FIG. 33 LOWER CASING & DRIVE 1**

**BOITIER D'HELICE TRANSMISSION1**



| REF. NO. | PART NO. N° PIECES | DESCRIPTION DESCRIPTION                     | 6ALC | 6ASB | 6AMC | 6ATB | REMARKS REMARQUES |
|----------|--------------------|---|------|------|------|------|-------------------|
| 22       | 6E5-44365-00       | DAMPER, WATER SEAL 1<br>JOINT, TUBE D'EAU 1 | 1    | 1    |      |      |                   |
| 23       | 6E5-44312-00       | COVER, WATER PUMP HOUSING<br>COUVERCLE      | 1    | 1    |      |      |                   |
| 24       | 6E5-44352-01       | IMPELLER<br>TURBINE                         | 1    | 1    |      |      |                   |
| 25       | 90280-04M05        | KEY, WOODRUFF<br>CLAVETTE, DEMI-LUNE        | 1    | 1    |      |      |                   |
| 26       | 61A-45538-00       | SPACER 1<br>ENTRETOISE                      | 1    | 1    |      |      |                   |
| 27       | 61A-45527-00       | COLLAR, DRIVE SHAFT<br>ENTRETOISE           | 1    | 1    |      |      |                   |
| 28       | 90201-22M01        | WASHER, PLATE<br>RONDELLE, PLATE            | 2    | 2    |      |      |                   |
| 29       | 90206-22M19        | WASHER, WAVE<br>RONDELLE, ONDULEE           | 1    | 1    |      |      |                   |
| 30       | 6G5-44323-01       | OUTER PLATE, CARTRIDGE<br>PLAQUE EXTERIEURE | 1    | 1    |      |      |                   |
| 31       | 6E5-44315-A0       | GASKET, WATER PUMP<br>JOINT, POMPE A EAU    | 1    | 1    |      |      |                   |
| 32       | 93606-12019        | PIN, DOWEL<br>GOUPILLE                      | 2    | 2    |      |      |                   |
| 33       | 90119-08M14        | BOLT, WITH WASHER<br>BOULON, AVEC RONDELLE  | 4    | 4    |      |      |                   |
| 34       | 61A-45331-00-9S    | HOUSING, BEARING<br>FLASQUE, ROULEMENT      | 1    | 1    |      |      |                   |
| 35       | 93101-28M16        | OIL SEAL<br>JOINT SPY                       | 2    | 2    |      |      |                   |
| 36       | 93317-330U2        | BEARING<br>ROULEMENT                        | 1    | 1    |      |      |                   |
| 37       | 61A-45587-00       | SHIM (T:0.10MM)<br>CALE (T:0.10MM)          | 1    | 1    |      |      | UR                |
|          | 61A-45587-10       | SHIM (T:0.12MM)<br>CALE (T:0.12MM)          | 1    | 1    |      |      | UR                |
|          | 61A-45587-20       | SHIM (T:0.15MM)<br>CALE (T:0.15MM)          | 1    | 1    |      |      | UR                |
|          | 61A-45587-30       | SHIM (T:0.18MM)<br>CALE (T:0.18MM)          | 1    | 1    |      |      | UR                |
|          | 61A-45587-40       | SHIM (T:0.30MM)<br>CALE (T:0.30MM)          | 1    | 1    |      |      | UR                |
|          | 61A-45587-50       | SHIM (T:0.40MM)<br>CALE (T:0.40MM)          | 1    | 1    |      |      | UR                |
|          | 61A-45587-60       | SHIM (T:0.50MM)<br>CALE (T:0.50MM)          | 1    | 1    |      |      | UR                |
| 38       | 93341-93020        | BEARING<br>CERVEAUX DE DIRECTION            | 1    | 1    |      |      |                   |
| 39       | 93210-55M14        | O-RING<br>JOINT TORIQUE                     | 1    | 1    |      |      |                   |
| 40       | 6E5-45344-00       | COVER, OIL SEAL<br>FLASQE, JOINT D'HUILE    | 1    | 1    |      |      |                   |
| 41       | 97095-08025        | BOLT<br>BOULON                              | 4    | 4    |      |      |                   |
| 42       | 92995-08600        | WASHER<br>RONDELLE                          | 4    | 4    |      |      |                   |



REGULAR ROTATION

LOWER UNIT  
ASSY  
Fig. 33, LOWER CASING & DRIVE 1  
Ref. No. 2 to 9, 11 to 73

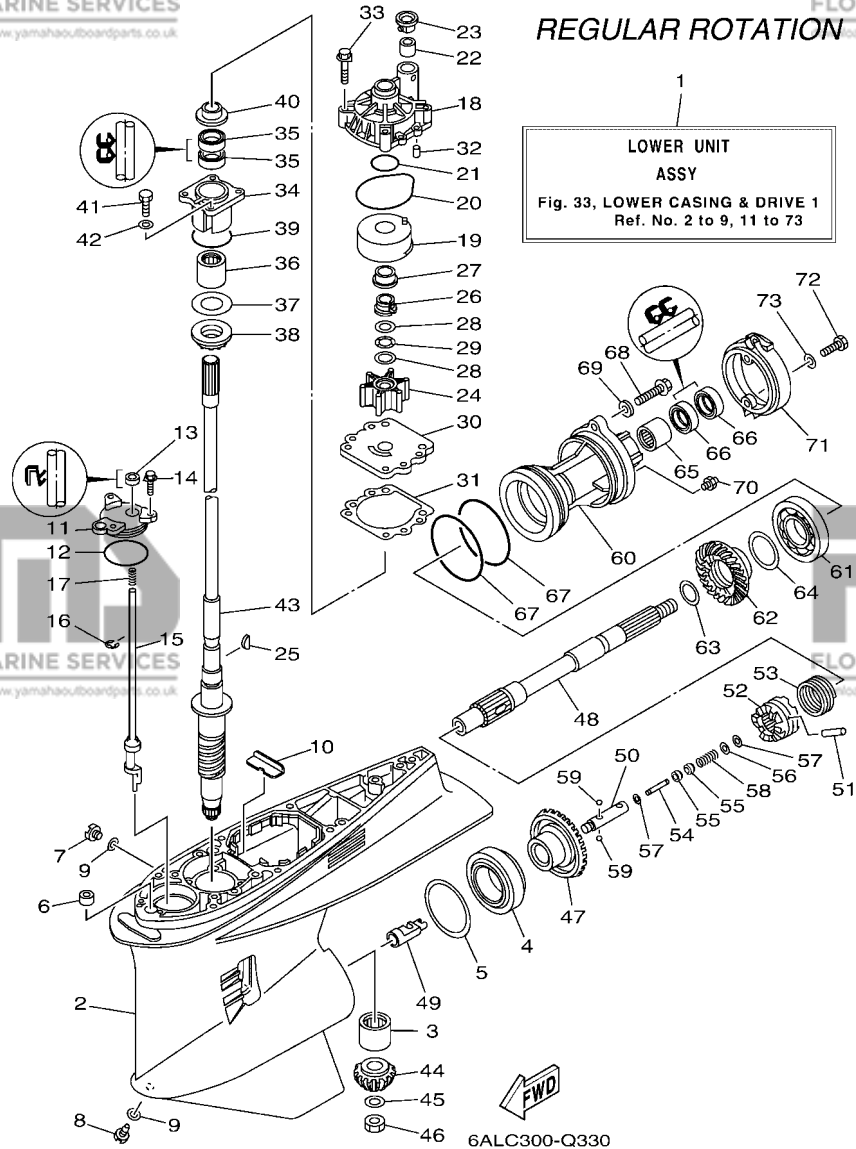
FIG. 33 LOWER CASING & DRIVE 1

BOITIER D'HELICE TRANSMISSION1

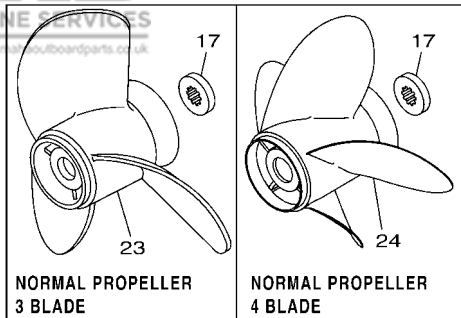
| REF. NO. | PART NO. N° PIECES | DESCRIPTION DESCRIPTION                     | 6ALC | 6ASB | 6AMC | 6ATB | REMARKS REMARQUES    |
|----------|--------------------|---|------|------|------|------|----------------------|
| 43       | 69J-45501-00       | DRIVE SHAFT COMP.<br>ARBRE MOTEUR COMP.     | 1    | 1    |      |      | X(25.3")<br>X(25.3") |
| 44       | 6P2-45551-02       | PINION (15T)<br>PIGNON D'ATTAQUE (15D)      | 1    | 1    |      |      |                      |
| 45       | 90201-16M00        | WASHER, PLATE<br>RONDELLE, PLATE            | 1    | 1    |      |      |                      |
| 46       | 90170-16M19        | NUT<br>ECROU                                | 1    | 1    |      |      |                      |
| 47       | 6P2-45560-01       | GEAR 1 (30T)<br>PIGNON 1 (30T)              | 1    | 1    |      |      |                      |
| 48       | 69J-45611-00       | SHAFT, PROPELLER<br>ARBRE, HELICE           | 1    | 1    |      |      |                      |
| 49       | 61A-45641-02       | SHIFTER<br>EMBAYAGE                         | 1    | 1    |      |      |                      |
| 50       | 61A-45634-01       | SLIDE, SHIFT<br>CONTRE-POUSSOIR             | 1    | 1    |      |      |                      |
| 51       | 61A-45632-00       | PIN, CROSS<br>GOUPILLE DE CRABOT            | 1    | 1    |      |      |                      |
| 52       | 69J-45631-00       | CLUTCH, DOG<br>CRABOT                       | 1    | 1    |      |      |                      |
| 53       | 61A-45633-00       | RING, CROSS PIN<br>JONC, GOUPILLE CRABOT    | 1    | 1    |      |      |                      |
| 54       | 6H1-45668-00       | SHAFT, FREE 1<br>AXE 1                      | 1    | 1    |      |      |                      |
| 55       | 61A-45635-00       | PLUNGER, SHIFT<br>POUSSOIR D'EMBAYAGE       | 2    | 2    |      |      |                      |
| 56       | 90201-02M00        | WASHER, PLATE<br>RONDELLE, PLATE            | 1    | 1    |      |      |                      |
| 57       | 90183-02M03        | NUT, SPRING<br>ECROU, RESSORT               | 2    | 2    |      |      |                      |
| 58       | 90501-10M77        | SPRING, COMPRESSION<br>RESSORT, COMPRESSION | 1    | 1    |      |      |                      |
| 59       | 93501-04011        | BALL<br>BILLE                               | 2    | 2    |      |      |                      |
| 60       | 69J-45332-00       | HOUSING, BEARING<br>FLASQUE, ROULEMENT      | 1    | 1    |      |      |                      |
| 61       | 93306-210U0        | BEARING<br>ROULEMENT                        | 1    | 1    |      |      |                      |
| 62       | 6P2-45571-00       | GEAR 2 (30T)<br>PIGNON 2 (30T)              | 1    | 1    |      |      |                      |
| 63       | 90201-31M00        | WASHER, PLATE<br>RONDELLE, PLATE            | 1    | 1    |      |      |                      |
| 64       | 61A-45577-00       | SHIM (T:0.10MM)<br>CALE (T:0.10MM)          | 1    | 1    |      |      | UR                   |
|          | 61A-45577-10       | SHIM (T:0.12MM)<br>CALE (T:0.12MM)          | 1    | 1    |      |      | UR                   |
|          | 61A-45577-20       | SHIM (T:0.15MM)<br>CALE (T:0.15MM)          | 1    | 1    |      |      | UR                   |
|          | 61A-45577-30       | SHIM (T:0.18MM)<br>CALE (T:0.18MM)          | 1    | 1    |      |      | UR                   |
|          | 61A-45577-40       | SHIM (T:0.30MM)<br>CALE (T:0.30MM)          | 1    | 1    |      |      | UR                   |
|          | 61A-45577-50       | SHIM (T:0.40MM)<br>CALE (T:0.40MM)          | 1    | 1    |      |      | UR                   |

**FIG. 33 LOWER CASING & DRIVE 1**

**BOITIER D'HELICE TRANSMISSION1**



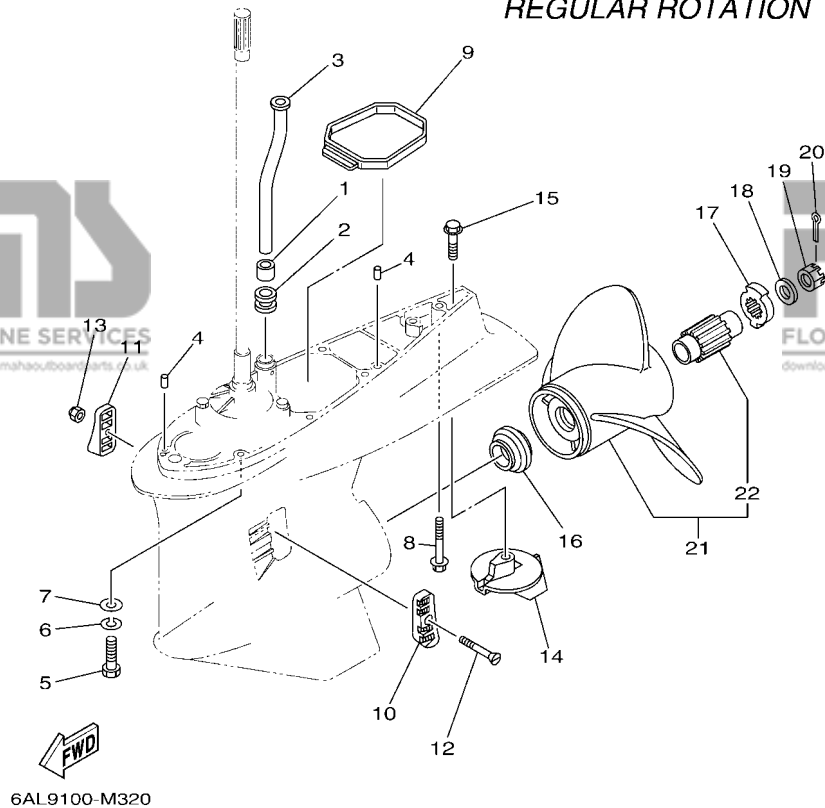
| REF. NO. | PART NO. N° PIECES | DESCRIPTION DESCRIPTION                          | 6ALC | 6ASB | 6AMC | 6ATB | REMARKS REMARQUES |
|----------|--------------------|--|------|------|------|------|-------------------|
| 64       | 61A-45577-60       | SHIM (T:0.50MM)<br>CALE (T:0.50MM)               | 1    | 1    |      |      | UR<br>UR          |
| 65       | 93315-43061        | BEARING<br>ROULEMENT                             | 1    | 1    |      |      |                   |
| 66       | 93101-30M17        | OIL SEAL<br>JOINT SPY                            | 2    | 2    |      |      |                   |
| 67       | 93211-04384        | O-RING<br>JOINT TORIQUE                          | 2    | 2    |      |      |                   |
| 68       | 90105-08049        | BOLT, FLANGE<br>BOULON                           | 2    | 2    |      |      |                   |
| 69       | 90201-08023        | WASHER, PLATE<br>RONDELLE, PLATE                 | 2    | 2    |      |      |                   |
| 70       | 93700-09M00        | NIPPLE, GREASE<br>PION                           | 1    | 1    |      |      |                   |
| 71       | 69J-45361-00-8D    | CAP, LOWER CASING<br>COUVERCLE, BOITIER D'HELICE | 1    | 1    |      |      |                   |
| 72       | 97095-08020        | BOLT<br>BOULON                                   | 2    | 2    |      |      |                   |
| 73       | 92995-08600        | WASHER<br>RONDELLE                               | 2    | 2    |      |      |                   |



NORMAL PROPELLER  
3 BLADE

NORMAL PROPELLER  
4 BLADE

**REGULAR ROTATION**



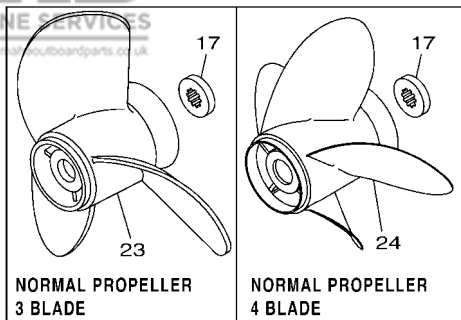
6AL9100-M320

**FIG. 34 LOWER CASING & DRIVE 2**

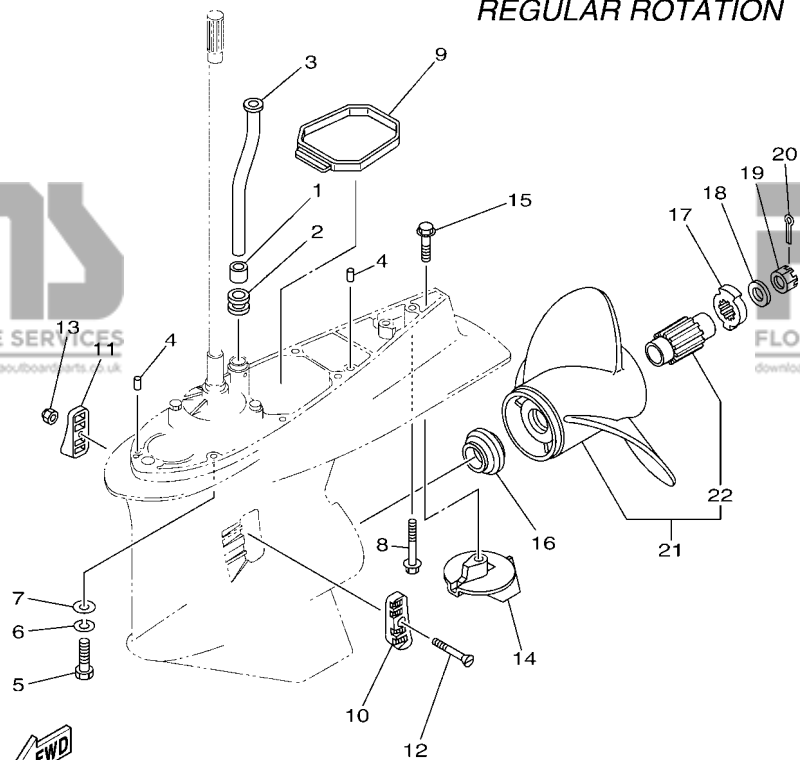
**BOITIER D'HELICE TRANSMISSION2**

| REF. NO. | PART NO. N° PIECES | DESCRIPTION DESCRIPTION                                 | 6ALC | 6ASB | 6AMC | 6ATB | REMARKS REMARQUES                  |
|----------|--------------------|---|------|------|------|------|------------------------------------|
| 1        | 6E5-44365-00       | DAMPER, WATER SEAL 1<br>JOINT, TUBE D'EAU 1             | 1    | 1    |      |      |                                    |
| 2        | 6E5-44366-00       | DAMPER, WATER SEAL 2<br>JOINT, TUBE D'EAU 2             | 1    | 1    |      |      |                                    |
| 3        | 6S1-44361-02       | TUBE, WATER 1<br>TUBE D'EAU 1                           | 1    | 1    |      |      | X(25.3")<br>X(25.3")               |
| 4        | 93608-12M05        | PIN, DOWEL<br>AXE                                       | 2    | 2    |      |      |                                    |
| 5        | 97095-10045        | BOLT<br>BOULON  | 7    | 7    |      |      | X(25.3")<br>X(25.3")               |
| 6        | 92995-10100        | WASHER<br>RONDELLE                                      | 7    | 7    |      |      | X(25.3")<br>X(25.3")               |
| 7        | 92995-10600        | WASHER<br>RONDELLE                                      | 7    | 7    |      |      | X(25.3")<br>X(25.3")               |
| 8        | 90119-10MA2        | BOLT, WITH WASHER<br>BOULON, AVEC RONDELLE              | 1    | 1    |      |      | X(25.3")<br>X(25.3")               |
| 9        | 69J-45375-00       | DAMPER, SEAL<br>BOURRELET, CAOUTCHOUC                   | 1    | 1    |      |      |                                    |
| 10       | 61A-45214-11       | COVER, WATER INLET 1<br>GRILLE, ENTREE D'EAU 1          | 1    | 1    |      |      |                                    |
| 11       | 61A-45215-11       | COVER, WATER INLET 2<br>GRILLE, ENTREE D'EAU 2          | 1    | 1    |      |      |                                    |
| 12       | 90152-05003        | SCREW, COUNTERSUNK<br>VIS, TETE NOYEE                   | 1    | 1    |      |      |                                    |
| 13       | 90185-05002        | NUT, NYLON<br>ECROU, AUTO-BLOQUANT                      | 1    | 1    |      |      |                                    |
| 14       | 61A-45371-00       | TAB, TRIM<br>ANODE DERIVE                               | 1    | 1    |      |      |                                    |
| 15       | 90105-10M00        | BOLT, FLANGE<br>BOULON                                  | 1    | 1    |      |      |                                    |
| 16       | 69J-45987-00       | SPACER 1<br>ENTRETOISE 1                                | 1    | 1    |      |      |                                    |
| 17       | 6CE-45997-00       | SPACER 2<br>ENTRETOISE 2                                | 1    | 1    |      |      | FOR SDS PROP.<br>FOR SDS PROP.     |
|          | 688-45997-01       | SPACER 2<br>ENTRETOISE 2                                | 1    | 1    |      |      | AP NORMAL PROP.<br>AP NORMAL PROP. |
| 18       | 92990-18200        | WASHER<br>RONDELLE, PLATE                               | 1    | 1    |      |      |                                    |
| 19       | 90171-18M04        | NUT, CASTLE<br>ECROU, CRENELE                           | 1    | 1    |      |      |                                    |
| 20       | 91490-40030        | PIN, COTTER<br>GOUPILLE                                 | 1    | 1    |      |      |                                    |
| 21       | 6CE-45930-00       | PROPELLER (3X15-3/4"X13"-T)<br>HELICE (3X15-3/4"X13"-T) | 1    | 1    |      |      | UR SDS PROP.<br>UR SDS PROP.       |
|          | 6CE-45976-00       | PROPELLER (3X15-3/4"X15"-T)<br>HELICE (3X15-3/4"X15"-T) | 1    | 1    |      |      | UR SDS PROP.<br>UR SDS PROP.       |
|          | 6CE-45978-00       | PROPELLER (3X15-1/2"X17"-T)<br>HELICE (3X15-1/2"X17"-T) | 1    | 1    |      |      | UR SDS PROP.<br>UR SDS PROP.       |
|          | 6CE-45934-00       | PROPELLER (3X15-1/4"X18"-T)<br>HELICE (3X15-1/4"X18"-T) | 1    | 1    |      |      | UR SDS PROP.<br>UR SDS PROP.       |
|          | 6CE-45970-00       | PROPELLER (3X15-1/4"X19"-T)<br>HELICE (3X15-1/4"X19"-T) | 1    | 1    |      |      | UR SDS PROP.<br>UR SDS PROP.       |
|          | 6CE-45932-00       | PROPELLER (3X15"X20"-T)<br>HELICE (3X15"X20"-T)         | 1    | 1    |      |      | UR SDS PROP.<br>UR SDS PROP.       |





REGULAR ROTATION



6AL9100-M320

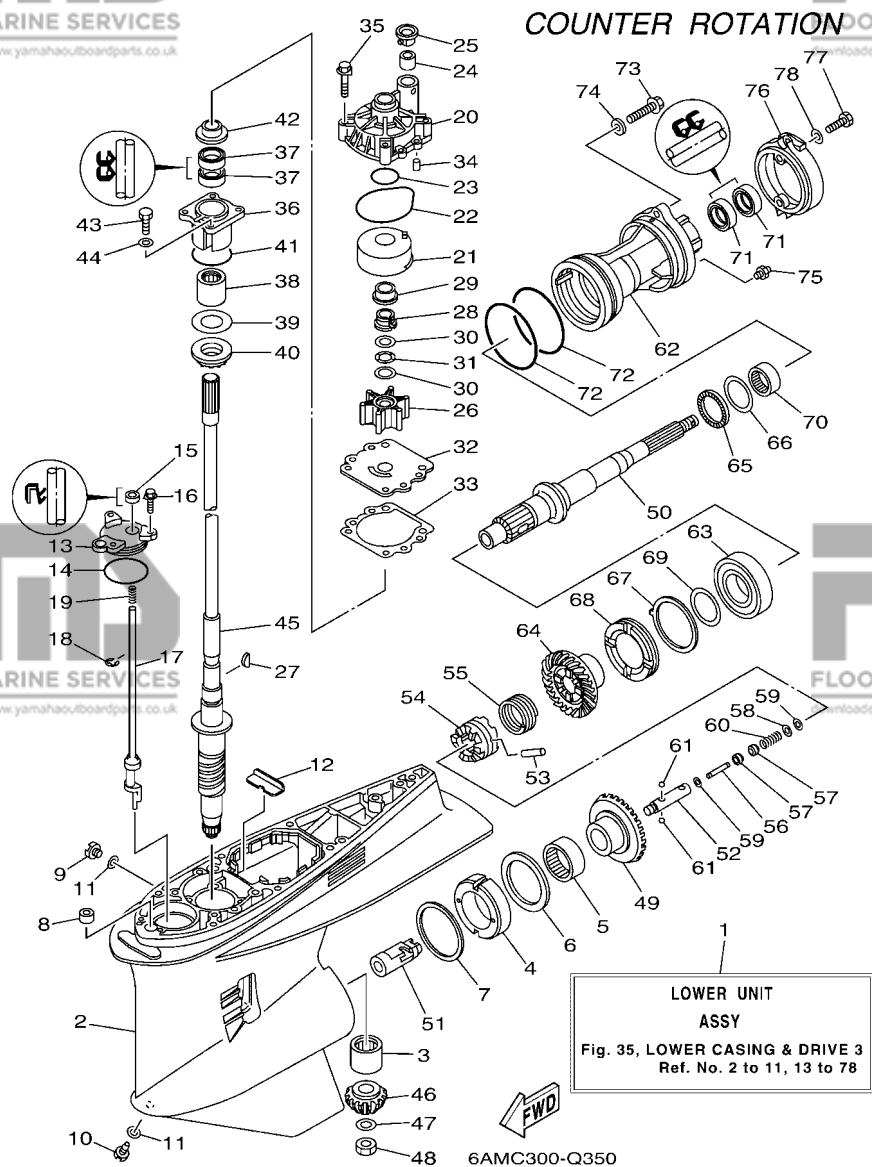
FIG. 34 LOWER CASING & DRIVE 2

BOITIER D'HELICE TRANSMISSION2

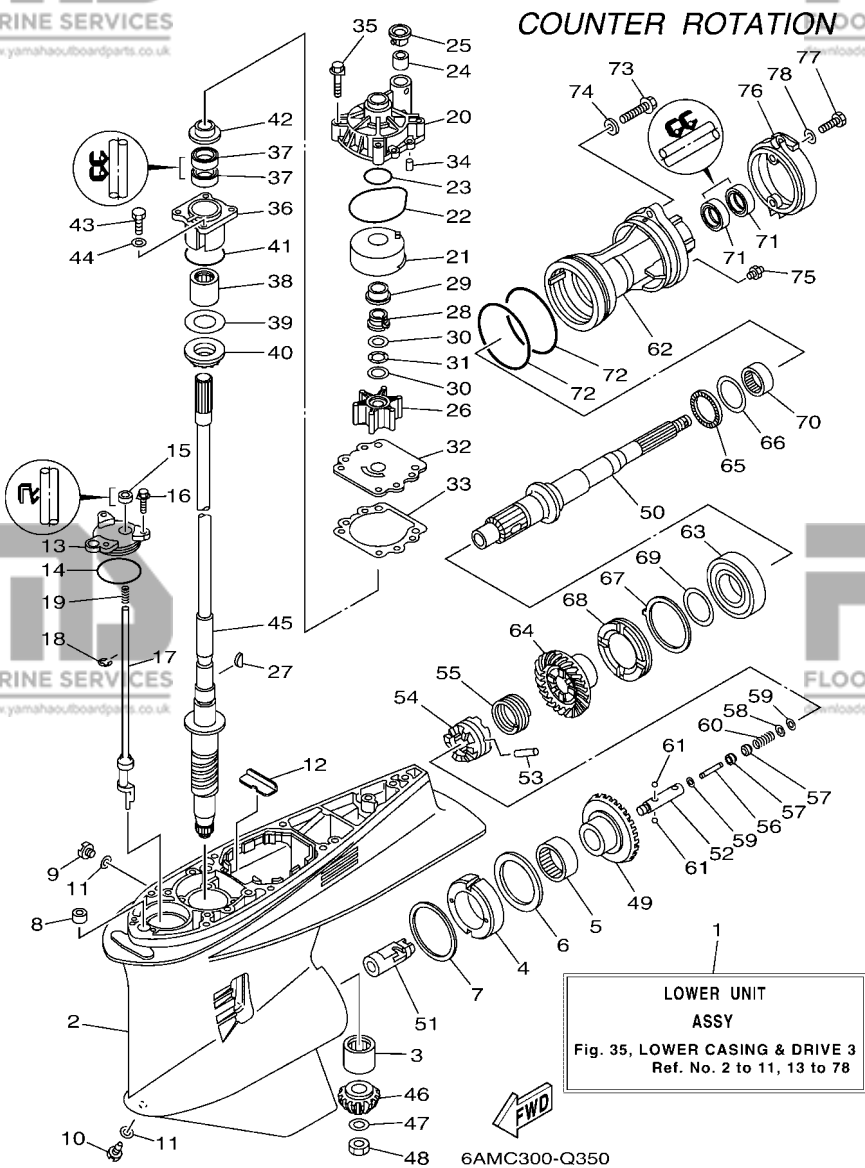
| REF. NO. | PART NO. N° PIECES | DESCRIPTION DESCRIPTION                                   | 6ALC | 6ASB | 6AMC | 6ATB | REMARKS REMARQUES                      |
|----------|--------------------|---|------|------|------|------|--|
| 21       | 6CE-45972-00       | PROPELLER (3X15"X21"-T)<br>HELICE (3X15"X21"-T)           | 1    | 1    |      |      | UR SDS PROP.<br>UR SDS PROP.           |
|          | 6CE-45974-00       | PROPELLER (3X14-3/4"X23"-T)<br>HELICE (3X14-3/4"X23"-T)   | 1    | 1    |      |      | UR SDS PROP.<br>UR SDS PROP.           |
| 22       | 6CE-45C81-00       | .DAMPER RUBBER, PROPELLER 1<br>.AMORTISSEUR HELICE 1      | 1    | 1    |      |      |  |
| 23       | 6G5-45970-02       | PROPELLER (3X15-1/4"X15"-M)<br>HELICE (3X15-1/4"X15"-M)   | 1    | 1    |      |      | AP NORMAL 3 BLADE<br>AP NORMAL 3 BLADE |
|          | 6G5-45972-02       | PROPELLER (3X13-3/4"X21"-M)<br>HELICE (3X13-3/4"X21"-M)   | 1    | 1    |      |      | AP NORMAL 3 BLADE<br>AP NORMAL 3 BLADE |
|          | 6G5-45974-03       | PROPELLER (3X13-3/4"X19"-M2)<br>HELICE (3X13-3/4"X19"-M2) | 1    | 1    |      |      | AP NORMAL 3 BLADE<br>AP NORMAL 3 BLADE |
|          | 6G5-45978-03       | PROPELLER (3X13-3/4"X17"-M2)<br>HELICE (3X13-3/4"X17"-M2) | 1    | 1    |      |      | AP NORMAL 3 BLADE<br>AP NORMAL 3 BLADE |
|          | 61A-45972-00       | PROPELLER (3X14-1/2"X21"-T)<br>HELICE (3X14-1/2"X21"-T)   | 1    | 1    |      |      | AP NORMAL 3 BLADE<br>AP NORMAL 3 BLADE |
|          | 61A-45974-00       | PROPELLER (3X14-1/2"X19"-T)<br>HELICE (3X14-1/2"X19"-T)   | 1    | 1    |      |      | AP NORMAL 3 BLADE<br>AP NORMAL 3 BLADE |
|          | 61A-45978-00       | PROPELLER (3X15"X17"-T)<br>HELICE (3X15"X17"-T)           | 1    | 1    |      |      | AP NORMAL 3 BLADE<br>AP NORMAL 3 BLADE |
|          | 6R4-45970-A1       | PROPELLER (3X15-1/4"X19"-M)<br>HELICE (3X15-1/4"X19"-M)   | 1    | 1    |      |      | AP NORMAL 3 BLADE<br>AP NORMAL 3 BLADE |
|          | 6R4-45972-A0       | PROPELLER (3X14-7/8"X21"-M)<br>HELICE (3X14-7/8"X21"-M)   | 1    | 1    |      |      | AP NORMAL 3 BLADE<br>AP NORMAL 3 BLADE |
|          | 6R4-45974-A0       | PROPELLER (3X14-1/2"X23"-M)<br>HELICE (3X14-1/2"X23"-M)   | 1    | 1    |      |      | AP NORMAL 3 BLADE<br>AP NORMAL 3 BLADE |
|          | 6R4-45976-A0       | PROPELLER (3X14-1/2"X15"-M)<br>HELICE (3X14-1/2"X15"-M)   | 1    | 1    |      |      | AP NORMAL 3 BLADE<br>AP NORMAL 3 BLADE |
|          | 6R4-45978-A0       | PROPELLER (3X15-1/4"X17"-M)<br>HELICE (3X15-1/4"X17"-M)   | 1    | 1    |      |      | AP NORMAL 3 BLADE<br>AP NORMAL 3 BLADE |
| 24       | 6BR-45B70-00       | PROPELLER (4X15"X21"-T)<br>HELICE (4X15"X21"-T)           | 1    | 1    |      |      | AP NORMAL 4 BLADE<br>AP NORMAL 4 BLADE |
|          | 6BR-45B72-00       | PROPELLER (4X15"X22"-T)<br>HELICE (4X15"X22"-T)           | 1    | 1    |      |      | AP NORMAL 4 BLADE<br>AP NORMAL 4 BLADE |
|          | 6BR-45B74-00       | PROPELLER (4X15"X23"-T)<br>HELICE (4X15"X23"-T)           | 1    | 1    |      |      | AP NORMAL 4 BLADE<br>AP NORMAL 4 BLADE |

**FIG. 35 LOWER CASING & DRIVE 3**

**BOITIER D'HELICE TRANSMISSION3**



| REF. NO. | PART NO. N° PIECES | DESCRIPTION DESCRIPTION                       | 6ALC | 6ASB | 6AMC | 6ATB | REMARKS REMARQUES          |
|----------|--------------------|---|------|------|------|------|----------------------------|
| 1        | 69K-45300-23-8D    | LOWER UNIT ASSY<br>UNITE INFERIEURE (ENS.)    |      |      | 1    | 1    | X(25.3"),LH<br>X(25.3"),LH |
| 2        | 61A-45301-10-8D    | CASING, LOWER<br>BEQUILLE                     |      |      | 1    | 1    |                            |
| 3        | 93311-83280        | BEARING<br>ROULEMENT                          |      |      | 1    | 1    |                            |
| 4        | 61B-45538-01       | SPACER 1<br>ENTRETOISE                        |      |      | 1    | 1    |                            |
| 5        | 93315-660W3        | BEARING<br>ROULEMENT                          |      |      | 1    | 1    |                            |
| 6        | 93341-670V0        | BEARING<br>CERVEAUX DE DIRECTION              |      |      | 1    | 1    |                            |
| 7        | 61A-45567-00       | SHIM (T:0.10MM)<br>CALE (T:0.10MM)            |      |      | 1    | 1    | UR                         |
|          | 61A-45567-10       | SHIM (T:0.12MM)<br>CALE (T:0.12MM)            |      |      | 1    | 1    | UR                         |
|          | 61A-45567-20       | SHIM (T:0.15MM)<br>CALE (T:0.15MM)            |      |      | 1    | 1    | UR                         |
|          | 61A-45567-30       | SHIM (T:0.18MM)<br>CALE (T:0.18MM)            |      |      | 1    | 1    | UR                         |
|          | 61A-45567-40       | SHIM (T:0.30MM)<br>CALE (T:0.30MM)            |      |      | 1    | 1    | UR                         |
|          | 61A-45567-50       | SHIM (T:0.40MM)<br>CALE (T:0.40MM)            |      |      | 1    | 1    | UR                         |
|          | 61A-45567-60       | SHIM (T:0.50MM)<br>CALE (T:0.50MM)            |      |      | 1    | 1    | UR                         |
| 8        | 663-44366-00       | DAMPER, WATER SEAL 2<br>JOINT, TUBE D'EAU 2   |      |      | 1    | 1    |                            |
| 9        | 90340-08002        | PLUG, STRAIGHT SCREW<br>PLOT, FILETE DROIT    |      |      | 1    | 1    |                            |
| 10       | 688-45341-10       | PLUG, DRAIN<br>BOUCHON DE VIDANGE             |      |      | 1    | 1    |                            |
| 11       | 90430-08003        | GASKET<br>JOINT                               |      |      | 2    | 2    |                            |
| 12       | 61A-45376-00       | GUIDE, SEAL DAMPER<br>BUTEE, JOINT CAOUTCHOUC |      |      | 1    | 1    |                            |
| 13       | 61A-45321-01       | PLATE<br>PLAQUETTE                            |      |      | 1    | 1    |                            |
| 14       | 93210-64488        | O-RING<br>JOINT TORIQUE                       |      |      | 1    | 1    |                            |
| 15       | 93106-09014        | OIL SEAL<br>JOINT SPY                         |      |      | 1    | 1    |                            |
| 16       | 90119-06M10        | BOLT, WITH WASHER<br>BOULON, AVEC RONDELLE    |      |      | 3    | 3    |                            |
| 17       | 69K-44150-00       | SHIFT CAM ASSY<br>CAME D'INVERSION            |      |      | 1    | 1    |                            |
| 18       | 99001-08600        | CIRCLIP<br>CIRCLIP                            |      |      | 1    | 1    |                            |
| 19       | 90501-11M10        | SPRING, COMPRESSION<br>RESSORT, COMPRESSION   |      |      | 1    | 1    |                            |
| 20       | 61A-44311-01       | HOUSING, WATER PUMP<br>CORPS, POMPE A EAU     |      |      | 1    | 1    |                            |
| 21       | 61A-44322-02       | INSERT, CARTRIDGE<br>CUVETTE                  |      |      | 1    | 1    |                            |



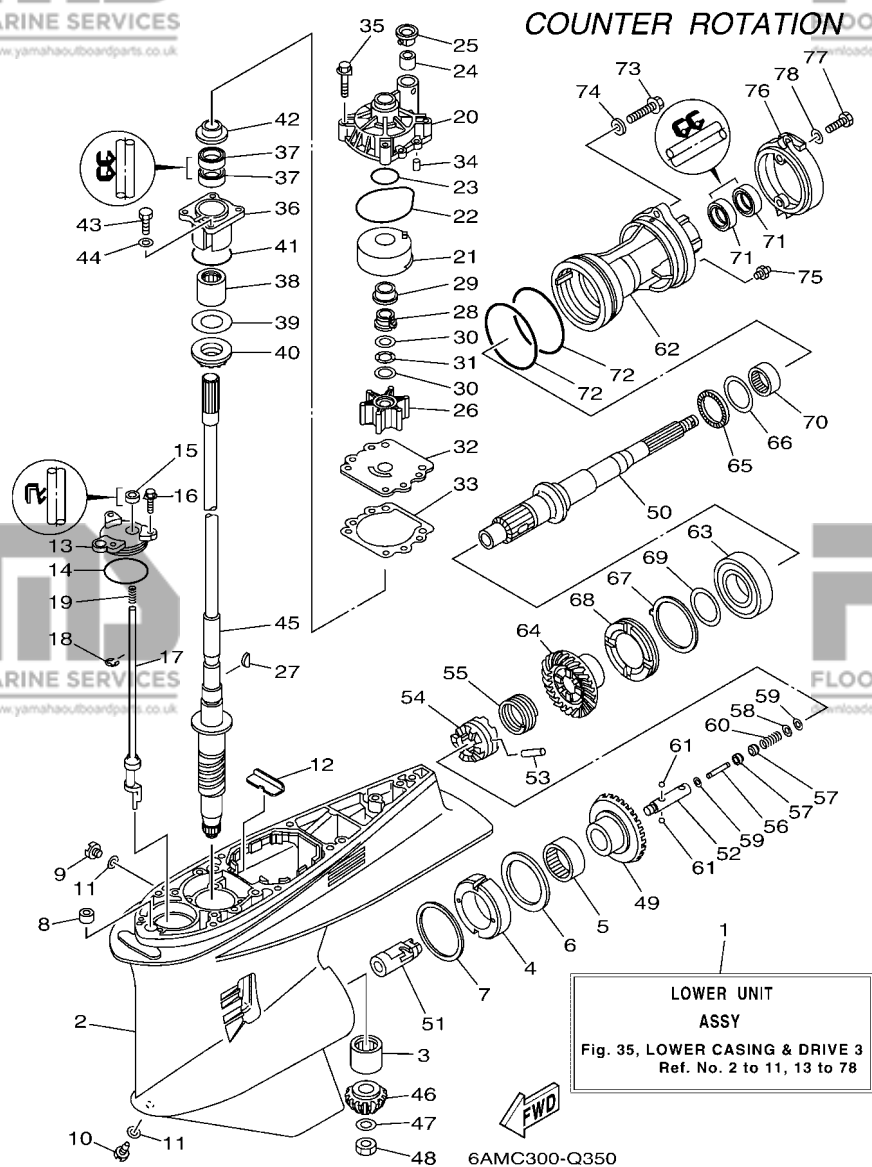
**FIG. 35 LOWER CASING & DRIVE 3**

**BOITIER D'HELICE TRANSMISSION3**

| REF. NO. | PART NO. N° PIECES | DESCRIPTION DESCRIPTION                  | 6ALC | 6ASB | 6AMC | 6ATB | REMARKS REMARQUES |
|----------|--------------------|--|------|------|------|------|-------------------|
| 22       | 93210-86M38        | O-RING JOINT TORIQUE                     |      |      | 1    | 1    |                   |
| 23       | 93210-37160        | O-RING JOINT TORIQUE                     |      |      | 1    | 1    |                   |
| 24       | 6E5-44365-00       | DAMPER, WATER SEAL 1 JOINT, TUBE D'EAU 1 |      |      | 1    | 1    |                   |
| 25       | 6E5-44312-00       | COVER, WATER PUMP HOUSING COUVERCLE      |      |      | 1    | 1    |                   |
| 26       | 6E5-44352-01       | IMPELLER TURBINE                         |      |      | 1    | 1    |                   |
| 27       | 90280-04M05        | KEY, WOODRUFF CLAVETTE, DEMI-LUNE        |      |      | 1    | 1    |                   |
| 28       | 61A-45538-00       | SPACER 1 ENTRETOISE                      |      |      | 1    | 1    |                   |
| 29       | 61A-45527-00       | COLLAR, DRIVE SHAFT ENTRETOISE           |      |      | 1    | 1    |                   |
| 30       | 90201-22M01        | WASHER, PLATE RONDELLE, PLATE            |      |      | 2    | 2    |                   |
| 31       | 90206-22M19        | WASHER, WAVE RONDELLE, ONDULEE           |      |      | 1    | 1    |                   |
| 32       | 6G5-44323-01       | OUTER PLATE, CARTRIDGE PLAQUE EXTERIEURE |      |      | 1    | 1    |                   |
| 33       | 6E5-44315-A0       | GASKET, WATER PUMP JOINT, POMPE A EAU    |      |      | 1    | 1    |                   |
| 34       | 93606-12019        | PIN, DOWEL GOUPILLE                      |      |      | 2    | 2    |                   |
| 35       | 90119-08M14        | BOLT, WITH WASHER BOULON, AVEC RONDELLE  |      |      | 4    | 4    |                   |
| 36       | 61A-45331-00-9S    | HOUSING, BEARING FLASQUE, ROULEMENT      |      |      | 1    | 1    |                   |
| 37       | 93101-28M16        | OIL SEAL JOINT SPY                       |      |      | 2    | 2    |                   |
| 38       | 93317-330U2        | BEARING ROULEMENT                        |      |      | 1    | 1    |                   |
| 39       | 61A-45587-00       | SHIM (T:0.10MM) CALE (T:0.10MM)          |      |      | 1    | 1    | UR                |
|          | 61A-45587-10       | SHIM (T:0.12MM) CALE (T:0.12MM)          |      |      | 1    | 1    | UR                |
|          | 61A-45587-20       | SHIM (T:0.15MM) CALE (T:0.15MM)          |      |      | 1    | 1    | UR                |
|          | 61A-45587-30       | SHIM (T:0.18MM) CALE (T:0.18MM)          |      |      | 1    | 1    | UR                |
|          | 61A-45587-40       | SHIM (T:0.30MM) CALE (T:0.30MM)          |      |      | 1    | 1    | UR                |
|          | 61A-45587-50       | SHIM (T:0.40MM) CALE (T:0.40MM)          |      |      | 1    | 1    | UR                |
|          | 61A-45587-60       | SHIM (T:0.50MM) CALE (T:0.50MM)          |      |      | 1    | 1    | UR                |
| 40       | 93341-93020        | BEARING CERVEAUX DE DIRECTION            |      |      | 1    | 1    |                   |
| 41       | 93210-55M14        | O-RING JOINT TORIQUE                     |      |      | 1    | 1    |                   |
| 42       | 6E5-45344-00       | COVER, OIL SEAL FLASQUE, JOINT D'HUILE   |      |      | 1    | 1    |                   |

**FIG. 35 LOWER CASING & DRIVE 3**

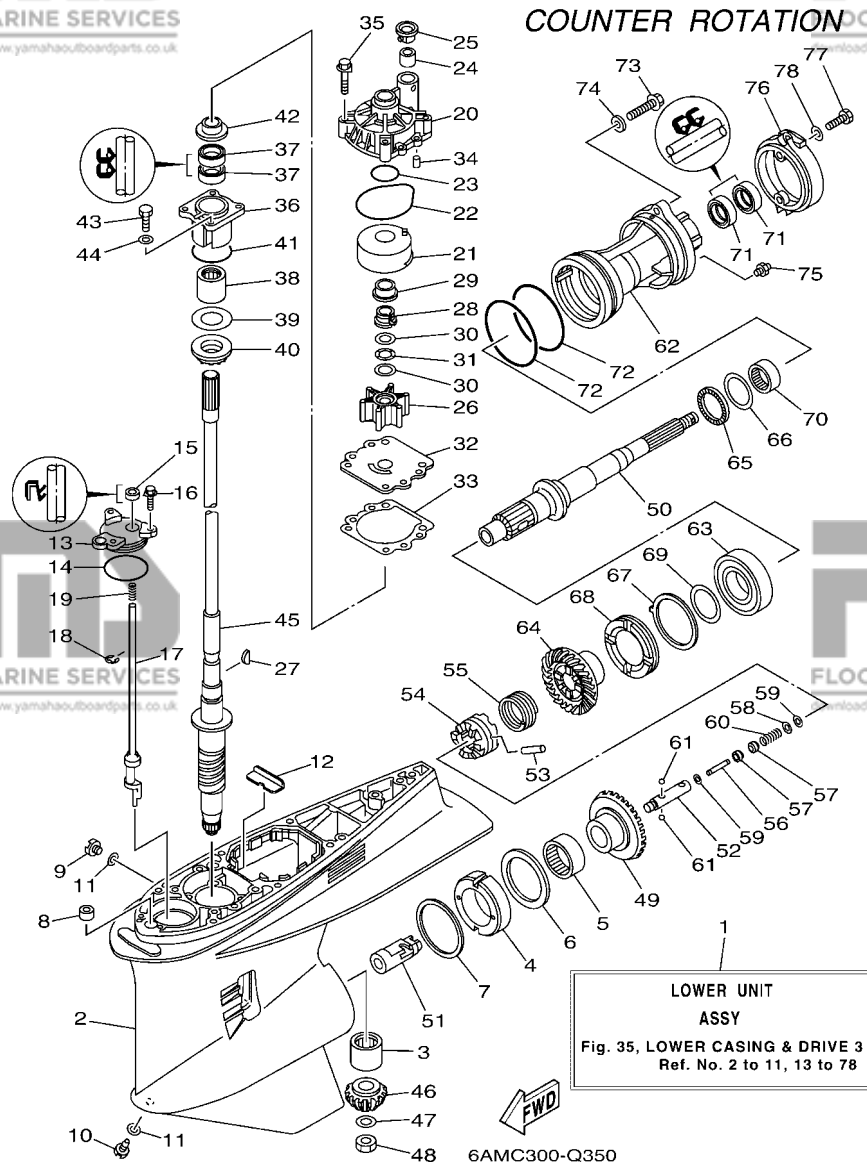
**BOITIER D'HELICE TRANSMISSION3**



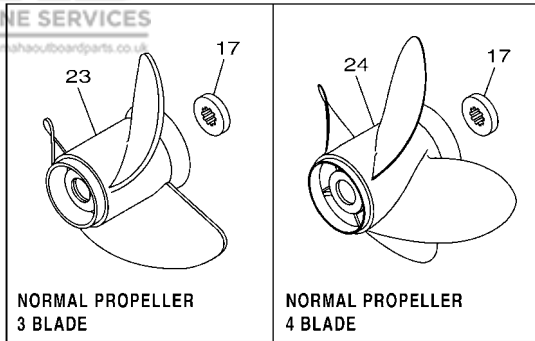
| REF. NO. | PART NO. N° PIECES | DESCRIPTION DESCRIPTION                  | 6ALC | 6ASB | 6AMC | 6ATB | REMARKS REMARQUES    |
|----------|--------------------|--|------|------|------|------|----------------------|
| 43       | 97095-08025        | BOLT BOULON                              |      |      | 4    | 4    |                      |
| 44       | 92995-08600        | WASHER RONDELLE                          |      |      | 4    | 4    |                      |
| 45       | 69J-45501-00       | DRIVE SHAFT COMP. ARBRE MOTEUR COMP.     |      |      | 1    | 1    | X(25.3")<br>X(25.3") |
| 46       | 6P2-45551-02       | PINION (15T) PIGNON D'ATTAQUE (15D)      |      |      | 1    | 1    |                      |
| 47       | 90201-16M00        | WASHER, PLATE RONDELLE, PLATE            |      |      | 1    | 1    |                      |
| 48       | 90170-16M19        | NUT ECROU                                |      |      | 1    | 1    |                      |
| 49       | 6P3-45560-00       | GEAR 1 (30T) PIGNON 1 (30T)              |      |      | 1    | 1    |                      |
| 50       | 69K-45611-00       | SHAFT, PROPELLER ARBRE, HELICE           |      |      | 1    | 1    |                      |
| 51       | 61B-45641-01       | SHIFTER EMBRAYAGE                        |      |      | 1    | 1    |                      |
| 52       | 61A-45634-01       | SLIDE, SHIFT CONTRE-POUSSOIR             |      |      | 1    | 1    |                      |
| 53       | 61A-45632-00       | PIN, CROSS GOUPILLE DE CRABOT            |      |      | 1    | 1    |                      |
| 54       | 69J-45631-00       | CLUTCH, DOG CRABOT                       |      |      | 1    | 1    |                      |
| 55       | 61A-45633-00       | RING, CROSS PIN JONC, GOUPILLE CRABOT    |      |      | 1    | 1    |                      |
| 56       | 6H1-45668-00       | SHAFT, FREE 1 AXE 1                      |      |      | 1    | 1    |                      |
| 57       | 61A-45635-00       | PLUNGER, SHIFT POUSSOIR D'EMBAYAGE       |      |      | 2    | 2    |                      |
| 58       | 90201-02M00        | WASHER, PLATE RONDELLE, PLATE            |      |      | 1    | 1    |                      |
| 59       | 90183-02M03        | NUT, SPRING ECROU, RESSORT               |      |      | 2    | 2    |                      |
| 60       | 90501-10M77        | SPRING, COMPRESSION RESSORT, COMPRESSION |      |      | 1    | 1    |                      |
| 61       | 93501-04011        | BALL BILLE                               |      |      | 2    | 2    |                      |
| 62       | 69K-45332-00       | HOUSING, BEARING FLASQUE, ROULEMENT      |      |      | 1    | 1    |                      |
| 63       | 93332-00048        | BEARING ROULEMENT                        |      |      | 1    | 1    |                      |
| 64       | 6P3-45571-01       | GEAR 2 (30T) PIGNON 2 (30T)              |      |      | 1    | 1    |                      |
| 65       | 93341-440U5        | BEARING CERVEAUX DE DIRECTION            |      |      | 1    | 1    |                      |
| 66       | 6K1-45578-01       | SHIM (T:0.10MM) CALE (T:0.10MM)          |      |      | 1    | 1    | UR<br>UR             |
|          | 6K1-45578-10       | SHIM (T:0.12MM) CALE (T:0.12MM)          |      |      | 1    | 1    | UR<br>UR             |
|          | 6K1-45578-20       | SHIM (T:0.15MM) CALE (T:0.15MM)          |      |      | 1    | 1    | UR<br>UR             |
|          | 6K1-45578-30       | SHIM (T:0.18MM) CALE (T:0.18MM)          |      |      | 1    | 1    | UR<br>UR             |

FIG. 35 LOWER CASING & DRIVE 3

BOITIER D'HELICE TRANSMISSION3



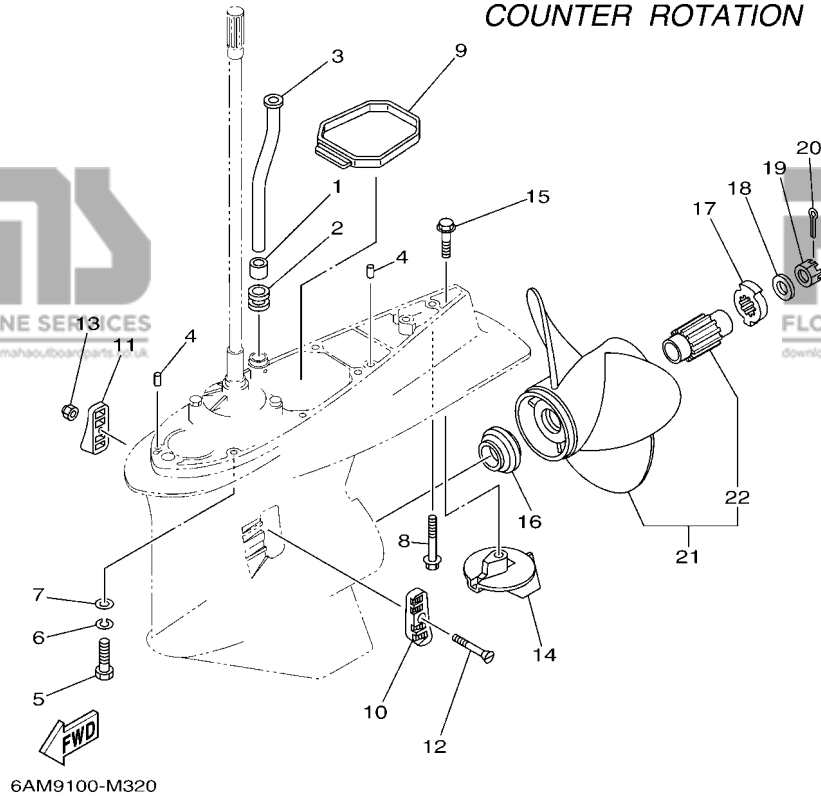
| REF. NO. | PART NO. N° PIECES | DESCRIPTION DESCRIPTION                          | 6ALC | 6ASB | 6AMC | 6ATB | REMARKS REMARQUES |
|----------|--------------------|--|------|------|------|------|-------------------|
| 66       | 6K1-45578-40       | SHIM (T:0.30MM)<br>CALE (T:0.30MM)               |      |      | 1    | 1    | UR                |
|          | 6K1-45578-50       | SHIM (T:0.40MM)<br>CALE (T:0.40MM)               |      |      | 1    | 1    | UR                |
|          | 6K1-45578-60       | SHIM (T:0.50MM)<br>CALE (T:0.50MM)               |      |      | 1    | 1    | UR                |
| 67       | 61B-45383-00       | WASHER, CLAW<br>FREIN D'ECROU                    |      |      | 1    | 1    |                   |
| 68       | 69K-45384-00       | NUT<br>ECROU                                     |      |      | 1    | 1    |                   |
| 69       | 69K-45577-00       | SHIM (T:0.10MM)<br>CALE (T:0.10MM)               |      |      | 1    | 1    | UR                |
|          | 69K-45577-10       | SHIM (T:0.12MM)<br>CALE (T:0.12MM)               |      |      | 1    | 1    | UR                |
|          | 69K-45577-20       | SHIM (T:0.15MM)<br>CALE (T:0.15MM)               |      |      | 1    | 1    | UR                |
|          | 69K-45577-30       | SHIM (T:0.18MM)<br>CALE (T:0.18MM)               |      |      | 1    | 1    | UR                |
|          | 69K-45577-40       | SHIM (T:0.30MM)<br>CALE (T:0.30MM)               |      |      | 1    | 1    | UR                |
|          | 69K-45577-50       | SHIM (T:0.40MM)<br>CALE (T:0.40MM)               |      |      | 1    | 1    | UR                |
|          | 69K-45577-60       | SHIM (T:0.50MM)<br>CALE (T:0.50MM)               |      |      | 1    | 1    | UR                |
| 70       | 93315-43061        | BEARING<br>ROULEMENT                             |      |      | 1    | 1    |                   |
| 71       | 93101-30M17        | OIL SEAL<br>JOINT SPY                            |      |      | 2    | 2    |                   |
| 72       | 93211-04384        | O-RING<br>JOINT TORIQUE                          |      |      | 2    | 2    |                   |
| 73       | 90105-08049        | BOLT, FLANGE<br>BOULON                           |      |      | 2    | 2    |                   |
| 74       | 90201-08023        | WASHER, PLATE<br>RONDELLE, PLATE                 |      |      | 2    | 2    |                   |
| 75       | 93700-09M00        | NIPPLE, GREASE<br>PION                           |      |      | 1    | 1    |                   |
| 76       | 69J-45361-00-8D    | CAP, LOWER CASING<br>COUVERCLE, BOITIER D'HELICE |      |      | 1    | 1    |                   |
| 77       | 97095-08020        | BOLT<br>BOULON                                   |      |      | 2    | 2    |                   |
| 78       | 92995-08600        | WASHER<br>RONDELLE                               |      |      | 2    | 2    |                   |



NORMAL PROPELLER  
3 BLADE

NORMAL PROPELLER  
4 BLADE

COUNTER ROTATION

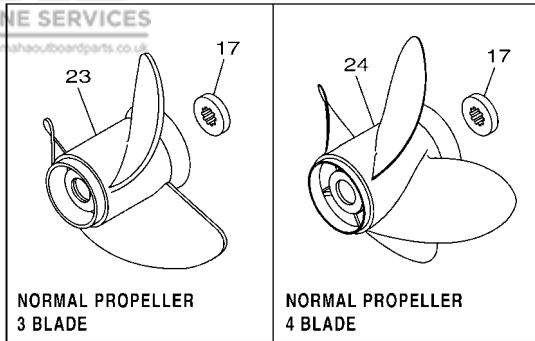


6AM9100-M320

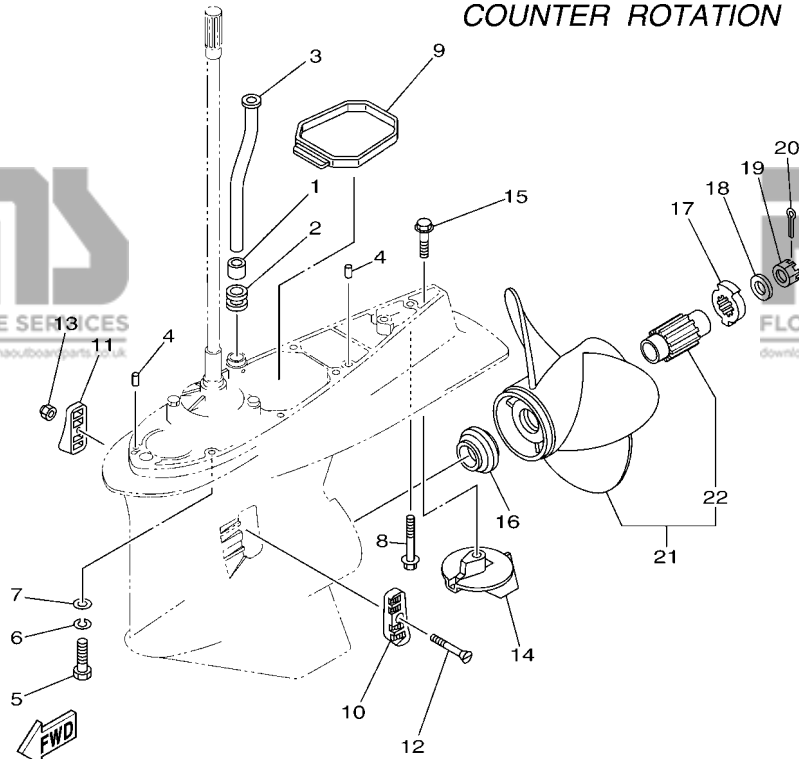
FIG. 36 LOWER CASING & DRIVE 4

BOITIER D'HELICE TRANSMISSION4

| REF. NO. | PART NO. N° PIECES | DESCRIPTION DESCRIPTION                                   | 6ALC | 6ASB | 6AMC | 6ATB | REMARKS REMARQUES                  |
|----------|--------------------|---|------|------|------|------|------------------------------------|
| 1        | 6E5-44365-00       | DAMPER, WATER SEAL 1<br>JOINT, TUBE D'EAU 1               |      |      | 1    | 1    |                                    |
| 2        | 6E5-44366-00       | DAMPER, WATER SEAL 2<br>JOINT, TUBE D'EAU 2               |      |      | 1    | 1    |                                    |
| 3        | 6S1-44361-02       | TUBE, WATER 1<br>TUBE D'EAU 1                             |      |      | 1    | 1    | X(25.3")<br>X(25.3")               |
| 4        | 93608-12M05        | PIN, DOWEL<br>AXE   |      |      | 2    | 2    |                                    |
| 5        | 97095-10045        | BOLT<br>BOULON  |      |      | 7    | 7    | X(25.3")<br>X(25.3")               |
| 6        | 92995-10100        | WASHER<br>RONDELLE  |      |      | 7    | 7    | X(25.3")<br>X(25.3")               |
| 7        | 92995-10600        | WASHER<br>RONDELLE  |      |      | 7    | 7    | X(25.3")<br>X(25.3")               |
| 8        | 90119-10MA2        | BOLT, WITH WASHER<br>BOULON, AVEC RONDELLE                |      |      | 1    | 1    | X(25.3")<br>X(25.3")               |
| 9        | 69J-45375-00       | DAMPER, SEAL<br>BOURRELET, CAOUTCHOUC                     |      |      | 1    | 1    |                                    |
| 10       | 61A-45214-11       | COVER, WATER INLET 1<br>GRILLE, ENTREE D'EAU 1            |      |      | 1    | 1    |                                    |
| 11       | 61A-45215-11       | COVER, WATER INLET 2<br>GRILLE, ENTREE D'EAU 2            |      |      | 1    | 1    |                                    |
| 12       | 90152-05003        | SCREW, COUNTERSUNK<br>VIS, TETE NOYEE                     |      |      | 1    | 1    |                                    |
| 13       | 90185-05002        | NUT, NYLON<br>ECROU, AUTO-BLOQUANT                        |      |      | 1    | 1    |                                    |
| 14       | 61A-45371-00       | TAB-TRIM<br>ANODE DERIVE                                  |      |      | 1    | 1    |                                    |
| 15       | 90105-10M00        | BOLT, FLANGE<br>BOULON                                    |      |      | 1    | 1    |                                    |
| 16       | 69J-45987-00       | SPACER 1<br>ENTRETOISE 1                                  |      |      | 1    | 1    |                                    |
| 17       | 6CE-45997-00       | SPACER 2<br>ENTRETOISE 2                                  |      |      | 1    | 1    | FOR SDS PROP.<br>FOR SDS PROP.     |
|          | 688-45997-01       | SPACER 2<br>ENTRETOISE 2                                  |      |      | 1    | 1    | AP NORMAL PROP.<br>AP NORMAL PROP. |
| 18       | 92990-18200        | WASHER<br>RONDELLE, PLATE                                 |      |      | 1    | 1    |                                    |
| 19       | 90171-18M04        | NUT, CASTLE<br>ECROU, CRENELE                             |      |      | 1    | 1    |                                    |
| 20       | 91490-40030        | PIN, COTTER<br>GOUPILLE                                   |      |      | 1    | 1    |                                    |
| 21       | 6CF-45930-00       | PROPELLER (3X15-3/4"X13"-TL)<br>HELICE (3X15-3/4"X13"-TL) |      |      | 1    | 1    | UR SDS PROP.<br>UR SDS PROP.       |
|          | 6CF-45976-00       | PROPELLER (3X15-3/4"X15"-TL)<br>HELICE (3X15-3/4"X15"-TL) |      |      | 1    | 1    | UR SDS PROP.<br>UR SDS PROP.       |
|          | 6CF-45978-00       | PROPELLER (3X15-1/2"X17"-TL)<br>HELICE (3X15-1/2"X17"-TL) |      |      | 1    | 1    | UR SDS PROP.<br>UR SDS PROP.       |
|          | 6CF-45934-00       | PROPELLER (3X15-1/4"X18"-TL)<br>HELICE (3X15-1/4"X18"-TL) |      |      | 1    | 1    | UR SDS PROP.<br>UR SDS PROP.       |
|          | 6CF-45970-00       | PROPELLER (3X15-1/4"X19"-TL)<br>HELICE (3X15-1/4"X19"-TL) |      |      | 1    | 1    | UR SDS PROP.<br>UR SDS PROP.       |
|          | 6CF-45932-00       | PROPELLER (3X15"X20"-TL)<br>HELICE (3X15"X20"-TL)         |      |      | 1    | 1    | UR SDS PROP.<br>UR SDS PROP.       |



COUNTER ROTATION



6AM9100-M320

FIG. 36 LOWER CASING & DRIVE 4

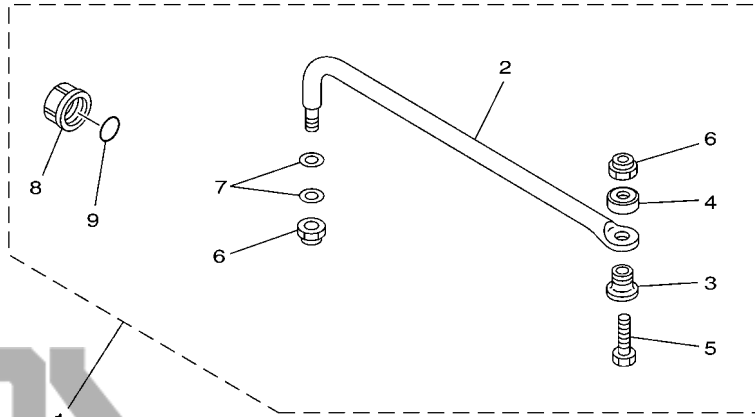
BOITIER D'HELICE TRANSMISSION4

| REF. NO. | PART NO. N° PIECES | DESCRIPTION DESCRIPTION                                     | 6ALC | 6ASB | 6AMC | 6ATB | REMARKS REMARQUES                      |
|----------|--------------------|---|------|------|------|------|--|
| 21       | 6CF-45972-00       | PROPELLER (3X15"X21"-TL)<br>HELICE (3X15"X21"-TL)           |      |      | 1    | 1    | UR SDS PROP.<br>UR SDS PROP.           |
|          | 6CF-45974-00       | PROPELLER (3X14-3/4"X23"-TL)<br>HELICE (3X14-3/4"X23"-TL)   |      |      | 1    | 1    | UR SDS PROP.<br>UR SDS PROP.           |
| 22       | 6CE-45C81-00       | .DAMPER RUBBER, PROPELLER 1<br>.AMORTISSEUR HELICE 1        |      |      | 1    | 1    |  |
| 23       | 6K1-45970-01       | PROPELLER (3X15-1/4"X15"-ML)<br>HELICE (3X15-1/4"X15"-ML)   |      |      | 1    | 1    | AP NORMAL 3 BLADE<br>AP NORMAL 3 BLADE |
|          | 6K1-45972-01       | PROPELLER (3X13-3/4"X21"-ML)<br>HELICE (3X13-3/4"X21"-ML)   |      |      | 1    | 1    | AP NORMAL 3 BLADE<br>AP NORMAL 3 BLADE |
|          | 6K1-45974-02       | PROPELLER (3X13-3/4"X19"-ML1)<br>HELICE (3X13-3/4"X19"-ML1) |      |      | 1    | 1    | AP NORMAL 3 BLADE<br>AP NORMAL 3 BLADE |
|          | 6K1-45978-02       | PROPELLER (3X13-3/4"X17"-ML1)<br>HELICE (3X13-3/4"X17"-ML1) |      |      | 1    | 1    | AP NORMAL 3 BLADE<br>AP NORMAL 3 BLADE |
|          | 61B-45972-00       | PROPELLER (3X14-1/2"X21"-TL)<br>HELICE (3X14-1/2"X21"-TL)   |      |      | 1    | 1    | AP NORMAL 3 BLADE<br>AP NORMAL 3 BLADE |
|          | 61B-45974-00       | PROPELLER (3X14-1/2"X19"-TL)<br>HELICE (3X14-1/2"X19"-TL)   |      |      | 1    | 1    | AP NORMAL 3 BLADE<br>AP NORMAL 3 BLADE |
|          | 61B-45978-00       | PROPELLER (3X15"X17"-TL)<br>HELICE (3X15"X17"-TL)           |      |      | 1    | 1    | AP NORMAL 3 BLADE<br>AP NORMAL 3 BLADE |
|          | 6R1-45970-A1       | PROPELLER (3X15-1/4"X19"-ML)<br>HELICE (3X15-1/4"X19"-ML)   |      |      | 1    | 1    | AP NORMAL 3 BLADE<br>AP NORMAL 3 BLADE |
|          | 6R1-45972-A0       | PROPELLER (3X14-7/8"X21"-ML)<br>HELICE (3X14-7/8"X21"-ML)   |      |      | 1    | 1    | AP NORMAL 3 BLADE<br>AP NORMAL 3 BLADE |
|          | 6R1-45974-A0       | PROPELLER (3X14-1/2"X23"-ML)<br>HELICE (3X14-1/2"X23"-ML)   |      |      | 1    | 1    | AP NORMAL 3 BLADE<br>AP NORMAL 3 BLADE |
|          | 6R1-45976-A0       | PROPELLER (3X15-1/4"X15"-ML)<br>HELICE (3X15-1/4"X15"-ML)   |      |      | 1    | 1    | AP NORMAL 3 BLADE<br>AP NORMAL 3 BLADE |
|          | 6R1-45978-A0       | PROPELLER (3X15-1/4"X17"-ML)<br>HELICE (3X15-1/4"X17"-ML)   |      |      | 1    | 1    | AP NORMAL 3 BLADE<br>AP NORMAL 3 BLADE |
| 24       | 6BS-45B70-00       | PROPELLER (4X15"X21"-TL)<br>HELICE (4X15"X21"-TL)           |      |      | 1    | 1    | AP NORMAL 4 BLADE<br>AP NORMAL 4 BLADE |
|          | 6BS-45B72-00       | PROPELLER (4X15"X22"-TL)<br>HELICE (4X15"X22"-TL)           |      |      | 1    | 1    | AP NORMAL 4 BLADE<br>AP NORMAL 4 BLADE |
|          | 6BS-45B74-00       | PROPELLER (4X15"X23"-TL)<br>HELICE (4X15"X23"-TL)           |      |      | 1    | 1    | AP NORMAL 4 BLADE<br>AP NORMAL 4 BLADE |

**FIG. 37 STEERING GUIDE ATTACHMENT 1**

**DIRECTION GUIDE ACCESSOIRE 1**

| REF. NO. | PART NO. N° PIECES | DESCRIPTION DESCRIPTION                                 | 6ALC | 6ASB | 6AMC | 6ATB | REMARKS REMARQUES |
|----------|--------------------|---|------|------|------|------|-------------------|
| 1        | 6E5-61350-02       | STEERING GUIDE ATTACHMENT KIT<br>FIXATIONS DE DIRECTION | 1    | 1    |      |      | AP<br>AP          |
| 2        | 6E5-61351-01       | .ROD, STEERING LINK<br>.RENOI DE DIRECTION              | 1    | 1    |      |      |                   |
| 3        | 90387-10M61        | .COLLAR<br>.COLLERETTE                                  | 1    | 1    |      |      |                   |
| 4        | 90560-12M01        | .SPACER<br>.ENTRETOISE                                  | 1    | 1    |      |      |                   |
| 5        | 6E5-61355-00       | .BOLT<br>.BOULON  | 1    | 1    |      |      |                   |
| 6        | 90185-09M01        | .NUT, SELF-LOCKING<br>.ECROU, AUTO-BLOQUANT             | 2    | 2    |      |      |                   |
| 7        | 90201-10M20        | .WASHER, PLATE<br>.RONDELLE, PLATE                      | 2    | 2    |      |      |                   |
| 8        | 6E5-43145-01       | .CAP, CLAMP BRACKET<br>.CAPUCHON, PRESSE                | 1    | 1    |      |      |                   |
| 9        | 93210-16275        | .O-RING<br>.JOINT TORIQUE                               | 1    | 1    |      |      |                   |

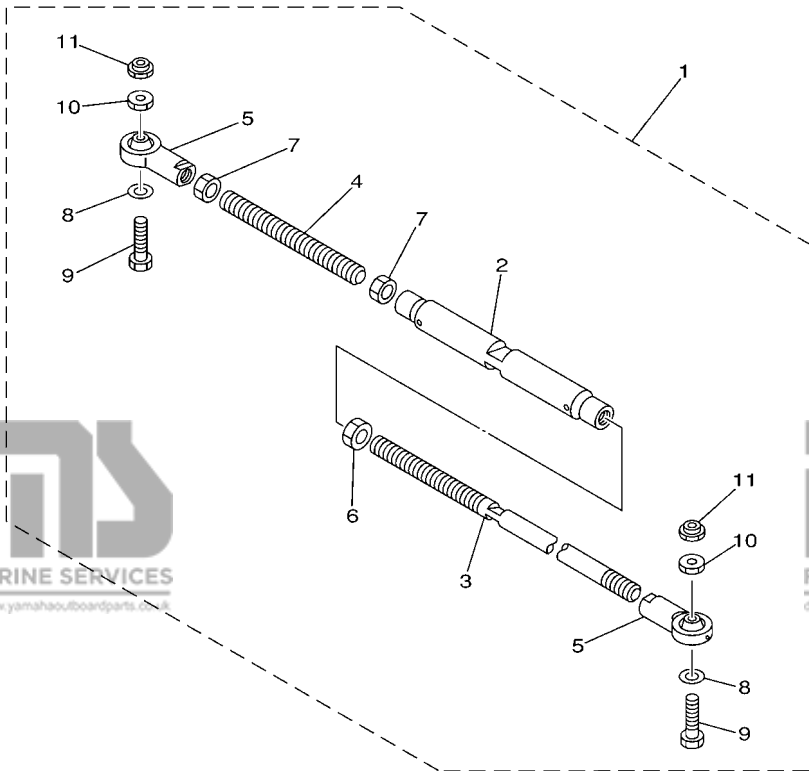


67H0100-9290



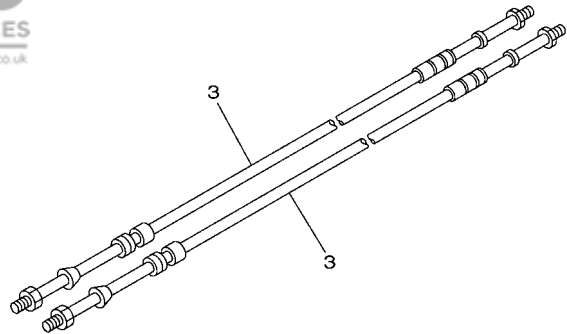
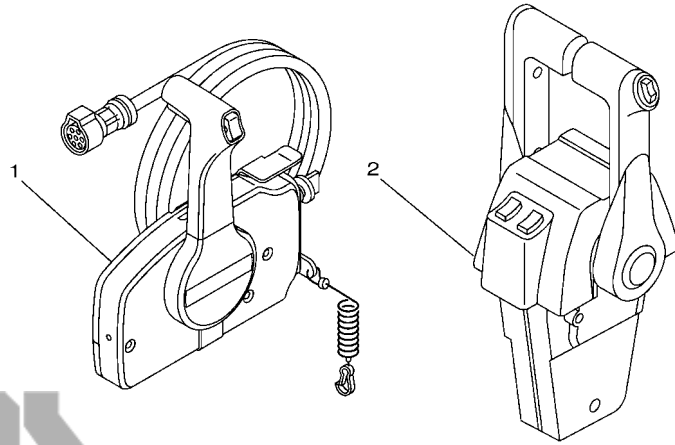
**FIG. 38 STEERING GUIDE ATTACHMENT 2**

**DIRECTION GUIDE ACCESSOIRE 2**



| REF. NO. | PART NO. N° PIECES | DESCRIPTION DESCRIPTION                            | 6ALC | 6ASB | 6AMC | 6ATB | REMARKS REMARQUES |
|----------|--------------------|--|------|------|------|------|-------------------|
| 1        | 6E5-61301-01       | TWIN KIT (L:600-800MM)<br>JUMELE KIT (L:600-800MM) |      |      | 1    | 1    | AP<br>AP          |
| 2        | 6E5-61313-00       | .ADJUSTER<br>.TENDEUR                              |      |      | 1    | 1    |                   |
| 3        | 6E5-61311-11       | .TIE BAR<br>.BARRE D'ACCOUPEMENT                   |      |      | 1    | 1    |                   |
| 4        | 6E5-61315-00       | .TIE BAR<br>.BARRE D'ACCOUPEMENT                   |      |      | 1    | 1    |                   |
| 5        | 6E5-61303-00       | .STEERING AXLE COMP.<br>.AXLE COMP.                |      |      | 2    | 2    |                   |
| 6        | 90170-14M06        | .NUT<br>.ECROU                                     |      |      | 1    | 1    |                   |
| 7        | 95380-14700        | .NUT<br>.ECROU                                     |      |      | 2    | 2    |                   |
| 8        | 90201-10M76        | .WASHER, PLATE<br>.RONDELLE, PLATE                 |      |      | 2    | 2    |                   |
| 9        | 90101-09M70        | .BOLT<br>.BOULON                                   |      |      | 2    | 2    |                   |
| 10       | 90170-09M05        | .NUT<br>.ECROU                                     |      |      | 2    | 2    |                   |
| 11       | 90185-09M01        | .NUT, SELF-LOCKING<br>.ECROU,AUTO-BLOQUANT         |      |      | 2    | 2    |                   |

67H0100-0300

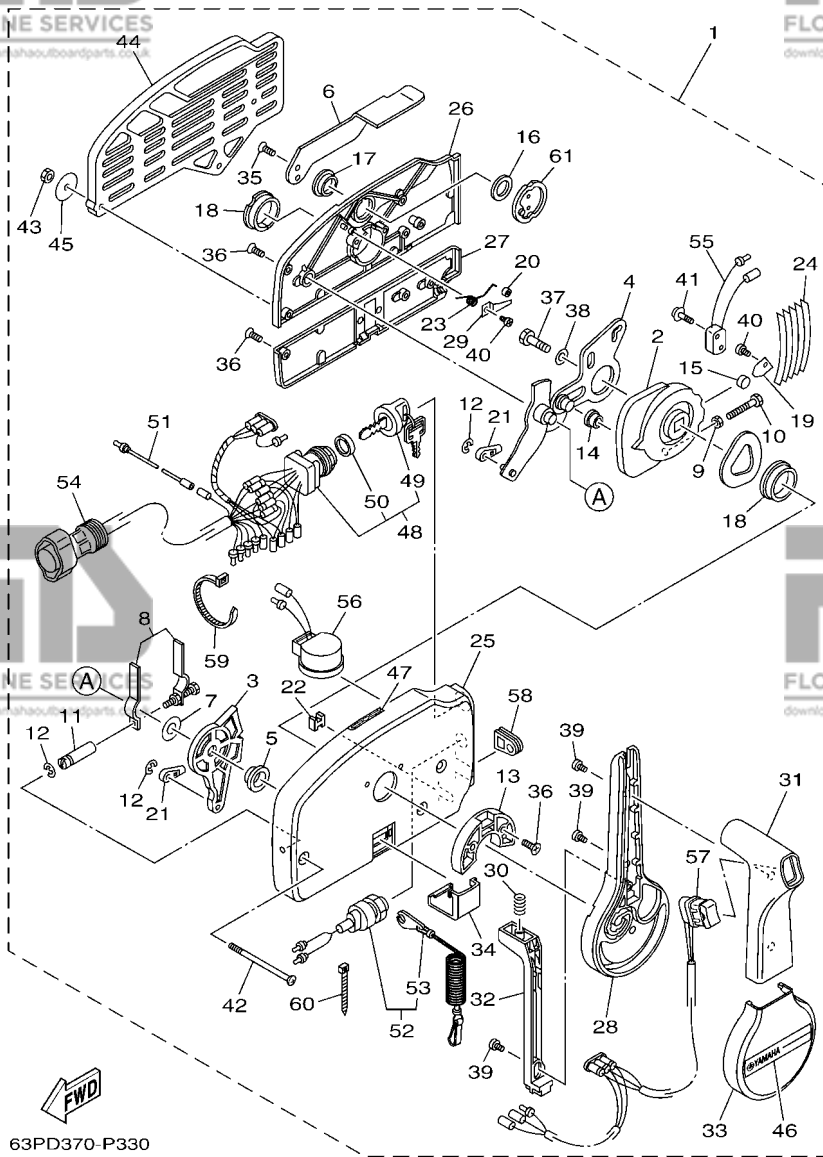


  
 6ALB300-P380

**FIG. 39 REMOTE CONTROL BOX**

**BOITIER DE COMMANDE A DISTANCE**

| REF. NO. | PART NO. N° PIECES | DESCRIPTION DESCRIPTION  | 6ALC | 6ASB | 6AMC | 6ATB | REMARKS REMARQUES                                    |
|----------|--------------------|--|------|------|------|------|--|
| 1        | 703-48207-21       | REMOTE CONTROL ASSY (10P, PTT)<br>BOITIER DE COMMANDE A DISTANCE | 1    |      |      |      | AP FOR RUS WITH PT/T SW.<br>AP FOR RUS WITH PT/T SW. |
| 2        | 704-48207-P1       | REMOTE CONTROL ASSY<br>BOITIER DE COMMANDE A DISTANCE            |      |      | 1    |      | AP FOR RUS WITH PT/T SW.<br>AP FOR RUS WITH PT/T SW. |
| 3        | 701-48320-50       | CABLE, REMOTE CONTROL L=15F<br>CABLE, COMMANDE A DISTANCE:15F    | 2    |      | 2    |      | UR<br>UR   |
|          | 701-48320-60       | CABLE, REMOTE CONTROL L=16F<br>CABLE, COMMANDE A DISTANCE:16F    | 2    |      | 2    |      | UR<br>UR   |
|          | 701-48320-80       | CABLE, REMOTE CONTROL L=17F<br>CABLE, COMMANDE A DISTANCE:17F    | 2    |      | 2    |      | UR<br>UR   |
|          | 701-48350-00       | CABLE, REMOTE CONTROL L=21F<br>CABLE, COMMANDE A DISTANCE:21F    | 2    |      | 2    |      | UR<br>UR   |
|          | 701-48350-20       | CABLE, REMOTE CONTROL L=23F<br>CABLE, COMMANDE A DISTANCE:23F    | 2    |      | 2    |      | UR<br>UR   |

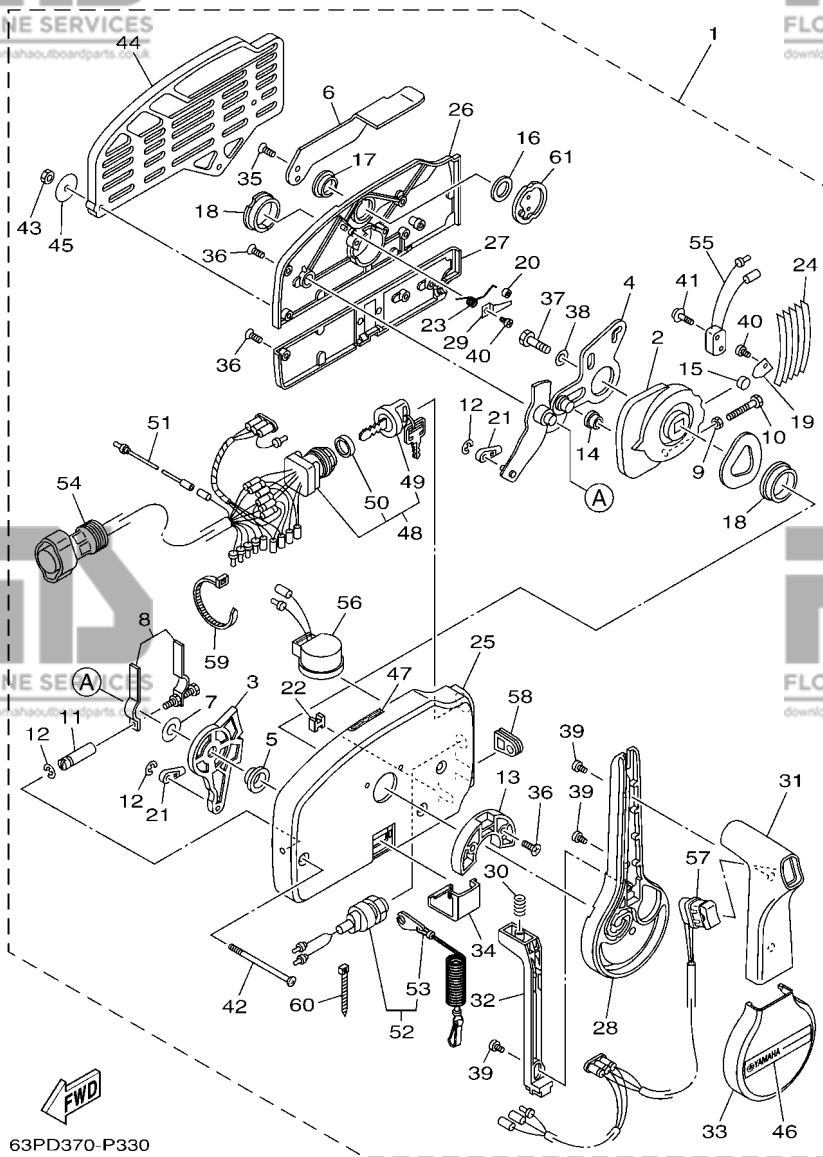


63PD370-P330

FIG. 40 REMOTE CONTROL ASSY 1

BOITIER DE COMMANDE A DISTANCE

| REF. NO. | PART NO. N° PIECES | DESCRIPTION DESCRIPTION  | 6ALC | 6ASB | 6AMC | 6ATB | REMARKS REMARQUES                                    |
|----------|--------------------|--|------|------|------|------|--|
| 1        | 703-48207-21       | REMOTE CONTROL ASSY (10P, PTT)<br>BOITIER DE COMMANDE A DISTANCE | 1    |      |      |      | AP FOR RUS WITH PT/T SW.<br>AP FOR RUS WITH PT/T SW. |
| 2        | 703-48232-00       | .GEAR<br>.PIGNON   | 1    |      |      |      |  |
| 3        | 703-48271-00       | .ARM, SHIFT<br>.BRAS   | 1    |      |      |      |  |
| 4        | 703-48261-01       | .ARM, THROTTLE<br>.BRAS, ACCELERATION                            | 1    |      |      |      |  |
| 5        | 703-48235-00       | .BUSHING<br>.COUSSINET   | 1    |      |      |      |  |
| 6        | 703-48152-10       | .KNOB, FREE ACCEL.<br>.BOUTON                                    | 1    |      |      |      |  |
| 7        | 703-48268-00       | .SPACER<br>.ENTRETOISE   | 1    |      |      |      |  |
| 8        | 703-48264-00       | .FRICTION, THROTTLE<br>.FRICTION, ACCELERATION                   | 1    |      |      |      |  |
| 9        | 95380-05600        | .NUT<br>.ECROU   | 1    |      |      |      |  |
| 10       | 97380-05025        | .BOLT<br>.BOULON, HEXAGONAL                                      | 1    |      |      |      |  |
| 11       | 703-48265-10       | .SHAFT, FRICTION<br>.AXE, COPILOTE                               | 1    |      |      |      |  |
| 12       | 93430-06024        | .CIRCLIP<br>.CLIPS   | 3    |      |      |      |  |
| 13       | 703-48245-00       | .PLATE, LOCK<br>.PLAQUE, VERROU                                  | 1    |      |      |      |  |
| 14       | 703-48252-00       | .ROLLER, CAM<br>.POULIE  | 1    |      |      |      |  |
| 15       | 701-48248-00       | .ROLLER, FREE ACCEL.<br>.POULIE                                  | 1    |      |      |      |  |
| 16       | 703-48198-00       | .WASHER, WAVE<br>.RONDELLE, ELASTIQUE ONDULEE                    | 1    |      |      |      |  |
| 17       | 703-48243-00       | .BUSHING<br>.COUSSINET   | 1    |      |      |      |  |
| 18       | 703-48236-00       | .BUSHING 1<br>.POULIE  | 2    |      |      |      |  |
| 19       | 703-48189-00       | .RETAINER<br>.FLASQUE  | 1    |      |      |      |  |
| 20       | 703-48234-00       | .ROLLER, DETENT<br>.POULIE                                       | 1    |      |      |      |  |
| 21       | 703-48345-01       | .CABLE END, REMOTE CONTROL 2<br>.CHAPE CABLE                     | 2    |      |      |      |  |
| 22       | 703-48358-00       | .ANCHOR, CABLE<br>.COLLIER                                       | 1    |      |      |      |  |
| 23       | 703-48244-00       | .SPRING, FREE ACCEL.<br>.RESSORT                                 | 1    |      |      |      |  |
| 24       | 703-48238-00       | .SPRING, DETENT<br>.RESSORT                                      | 5    |      |      |      |  |
| 25       | 703-48211-10       | .HOUSING, 1<br>.CORPS  | 1    |      |      |      |  |
| 26       | 703-48212-10       | .BACK PLATE 1<br>.PLAQUETTE 1                                    | 1    |      |      |      |  |
| 27       | 703-48213-10       | .BACK PLATE 2<br>.PLAQUETTE 2                                    | 1    |      |      |      |  |



63PD370-P330

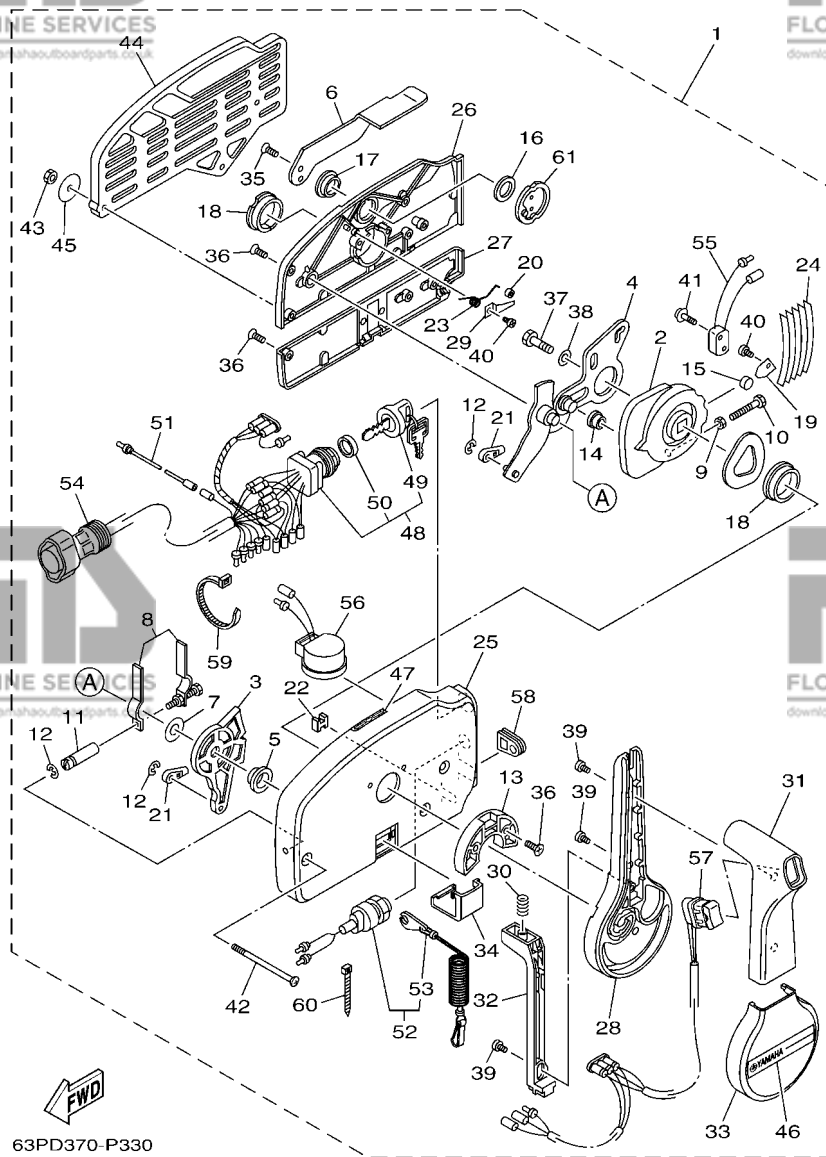
FIG. 40 REMOTE CONTROL ASSY 1

BOITIER DE COMMANDE A DISTANCE

| REF. NO. | PART NO. N° PIECES | DESCRIPTION DESCRIPTION  | 6ALC | 6ASB | 6AMC | 6ATB | REMARKS REMARQUES |
|----------|--------------------|--|------|------|------|------|-------------------|
| 28       | 703-48221-10       | .LEVER, CONTROL<br>.LEVIER, COMMANDE                               | 1    |      |      |      |                   |
| 29       | 703-48246-00       | .SPACER<br>.ENTRETOISE   | 1    |      |      |      |                   |
| 30       | 703-48227-00       | .SPRING, NEUTRAL LOCK<br>.RESSORT                                  | 1    |      |      |      |                   |
| 31       | 703-48222-20       | .GRIP, CONTROL LEVER<br>.POIGNEE, COMMANDE LEVIER                  | 1    |      |      |      | SINGLE SINGLE     |
| 32       | 703-48223-10       | .LOCK, NEUTRAL<br>.VERROU, NEUTRAL                                 | 1    |      |      |      |                   |
| 33       | 703-48225-10       | .COVER<br>.COUVERCLE   | 1    |      |      |      |                   |
| 34       | 703-48219-10       | .COVER, LEAD<br>.COUVERCLE   | 1    |      |      |      |                   |
| 35       | 703-48281-00       | .SCREW<br>.VIS   | 2    |      |      |      |                   |
| 36       | 703-44189-20       | .SCREW<br>.VIS   | 7    |      |      |      |                   |
| 37       | 97380-08030        | .BOLT<br>.BOULON, HEXAGONAL  | 1    |      |      |      |                   |
| 38       | 92990-08600        | .WASHER, PLATE<br>.RONDELLE, PLATE                                 | 1    |      |      |      |                   |
| 39       | 703-48128-10       | .SCREW 2<br>.VIS 2   | 3    |      |      |      |                   |
| 40       | 98580-04006        | .SCREW, PAN HEAD<br>.VIS   | 2    |      |      |      |                   |
| 41       | 703-48129-00       | .SCREW 3<br>.VIS 3   | 2    |      |      |      |                   |
| 42       | 703-44189-30       | .SCREW<br>.VIS   | 3    |      |      |      |                   |
| 43       | 95380-06600        | .NUT, HEXAGON<br>.ECROU  | 3    |      |      |      |                   |
| 44       | 703-48293-10       | .SPACER, REMOTE CONTROL<br>.ENTRETOISE                             | 1    |      |      |      | SINGLE SINGLE     |
| 45       | 701-48287-00       | .WASHER<br>.RONDELLE   | 3    |      |      |      |                   |
| 46       | 703-48215-10       | .GRAPHIC<br>.ADHESIF   | 1    |      |      |      |                   |
| 47       | 6X3-44191-00       | .INDICATOR, SHIFT<br>.ETIQUETTE, EMBRAYAGE                         | 1    |      |      |      |                   |
| 48       | 703-82510-44       | .MAIN SWITCH ASSY<br>.CONTACTEUR A CLEF COMPLET                    | 1    |      |      |      |                   |
| 49       | 703-82577-00       | .CAP, KEY<br>.CABOCHON   | 1    |      |      |      |                   |
| 50       | 6K1-82532-00       | .CAP<br>.COUVERCLE   | 1    |      |      |      |                   |
| 51       | 703-82531-00       | .WIRE, LEAD (L70)<br>.FIL (L70)                                    | 1    |      |      |      |                   |
| 52       | 688-82575-02       | .ENGINE STOP SWITCH ASSY<br>.COUPE CIRCUIT CPLT                    | 1    |      |      |      |                   |
| 53       | 682-82556-00       | .LANYARD, STOP SWITCH<br>.CORDON DU COUPE CIRCUIT                  | 1    |      |      |      |                   |
| 54       | 688-8258A-20       | .EXTENSION, WIRE HARNESS (4.9M)<br>.EXTENSION, FAISCEAU DE FILS (4 | 1    |      |      |      | (10P)<br>(10P)    |

FIG. 40 REMOTE CONTROL ASSY 1

BOITIER DE COMMANDE A DISTANCE

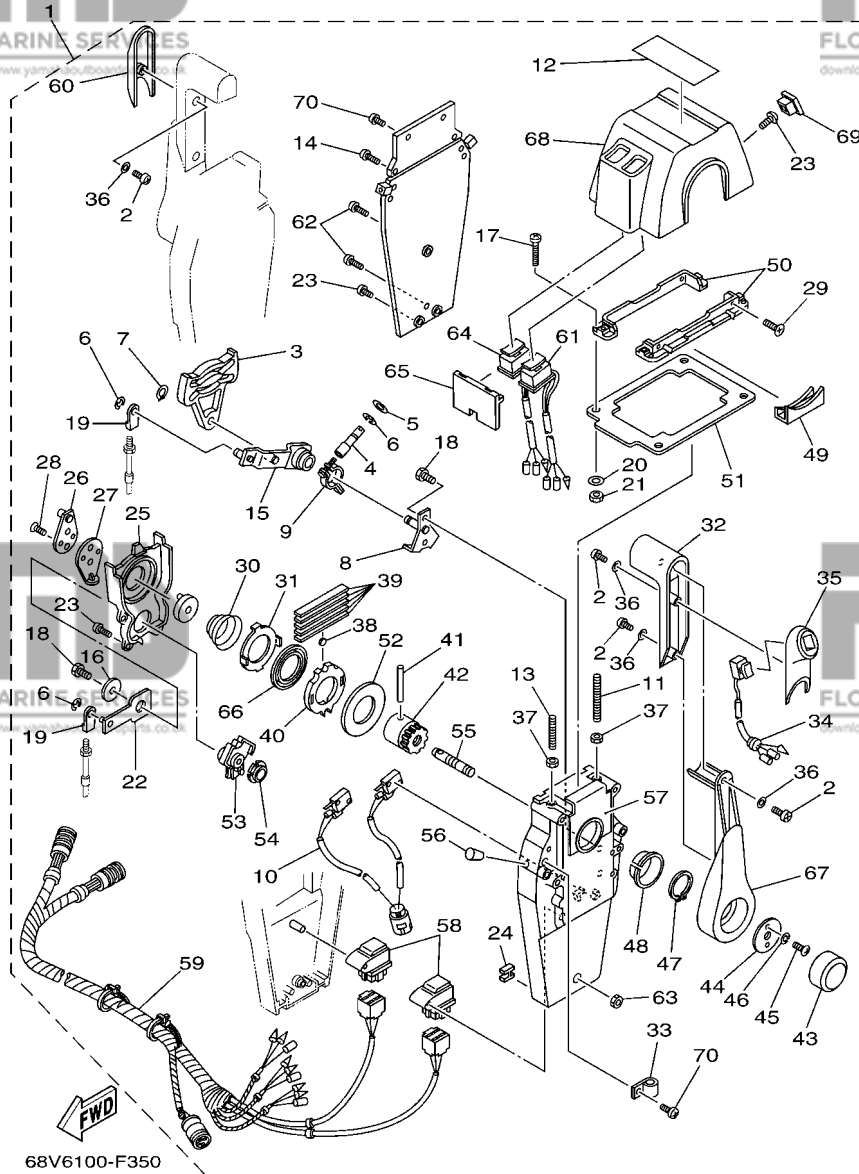


63PD370-P330

| REF. NO. | PART NO. N° PIECES | DESCRIPTION DESCRIPTION                                    | 6ALC | 6ASB | 6AMC | 6ATB | REMARKS REMARQUES              |
|----------|--------------------|--|------|------|------|------|--------------------------------|
| 55       | 703-82540-00       | .NEUTRAL SWITCH ASSY<br>.CONTACTEUR DE POINT-MORT          | 1    |      |      |      |                                |
| 56       | 703-83383-11       | .BUZZER<br>.RONFLEUR                                       | 1    |      |      |      |                                |
| 57       | 703-82563-20       | .TRIM & TILT SWITCH ASSY<br>.INCLINER ET PARER COMMUTATEUR | 1    |      |      |      | WITH PT/T SW.<br>WITH PT/T SW. |
| 58       | 703-48284-10       | .GROMMET<br>.PASSE-FIL                                     | 1    |      |      |      |                                |
| 59       | 703-82591-00       | .BAND<br>.COLLIER  | 1    |      |      |      |                                |
| 60       | 703-82592-00       | .BAND<br>.COLLIER  | 1    |      |      |      |                                |
| 61       | 703-48153-00       | .SHAFT, FREE ACCEL.<br>.AXE                                | 1    |      |      |      |                                |

FIG. 41 REMOTE CONTROL ASSY 2

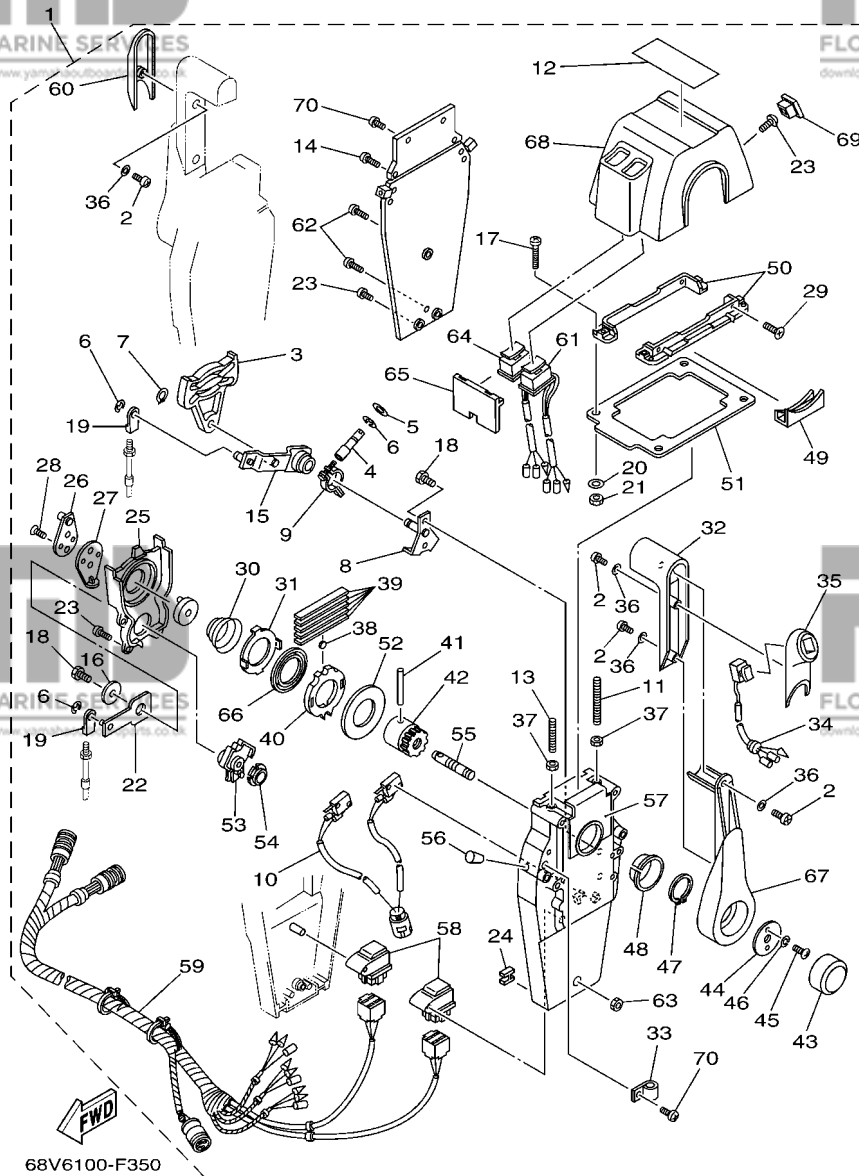
BOITIER DE COMMANDE A DISTANCE



| REF. NO. | PART NO. N° PIECES | DESCRIPTION DESCRIPTION                               | 6ALC | 6ASB | 6AMC | 6ATB | REMARKS REMARQUES                                    |
|----------|--------------------|---|------|------|------|------|--|
| 1        | 704-48207-P1       | REMOTE CONTROL ASSY<br>BOITIER DE COMMANDE A DISTANCE |      |      |      | 1    | AP FOR RUS WITH PT/T SW.<br>AP FOR RUS WITH PT/T SW. |
| 2        | 704-48129-00       | .SCREW 3<br>.VIS 3                                    |      |      |      | 6    |  |
| 3        | EL8-48251-00       | .PLATE, CAM<br>.PLAQUE, CAME                          |      |      |      | 2    |  |
| 4        | 704-48265-00       | .SHAFT, FRICTION<br>.AXE, COPILOTE                    |      |      |      | 2    |  |
| 5        | 701-48246-00       | .SPACER<br>.ENTRETOISE                                |      |      |      | 2    |  |
| 6        | 93430-06024        | .CIRCLIP<br>.CLIPS                                    |      |      |      | 8    |  |
| 7        | EL8-48259-00       | .CIRCLIP 1<br>.CIRCLIP                                |      |      |      | 2    |  |
| 8        | 704-48262-00       | .SHAFT, THROTTLE<br>.AXE, ACCELERATION                |      |      |      | 2    |  |
| 9        | 704-48264-00       | .THROTTLE, FRICTION<br>.FRICTION, ACCELERATION        |      |      |      | 2    |  |
| 10       | 704-82540-30       | .NEUTRAL SWITCH ASSY<br>.CONTACTEUR DE POINT-MORT     |      |      |      | 1    |  |
| 11       | EL8-48281-00       | .SCREW<br>.VIS  |      |      |      | 2    |  |
| 12       | 704-48215-30       | .GRAPHIC<br>.ADHESIF                                  |      |      |      | 1    |  |
| 13       | 704-48281-00       | .SCREW<br>.VIS  |      |      |      | 2    |  |
| 14       | 97890-05025        | .SCREW, PAN HEAD<br>.VIS, CRUCIFORME                  |      |      |      | 4    |  |
| 15       | 704-48261-00       | .ARM, THROTTLE<br>.BRAS, ACCELERATION                 |      |      |      | 2    |  |
| 16       | EL8-48191-00       | .WASHER 1<br>.RONDELLE                                |      |      |      | 2    |  |
| 17       | 704-48283-00       | .SCREW<br>.VIS  |      |      |      | 4    |  |
| 18       | 97380-06018        | .BOLT<br>.BOULON, HEXAGONAL                           |      |      |      | 6    |  |
| 19       | 703-48345-01       | .CABLE END, REMOTE CONTROL 2<br>.CHAPE CABLE          |      |      |      | 4    |  |
| 20       | 704-48287-00       | .WASHER<br>.RONDELLE                                  |      |      |      | 4    |  |
| 21       | 95380-05600        | .NUT<br>.ECROU  |      |      |      | 4    |  |
| 22       | 704-48271-00       | .ARM, SHIFT<br>.BRAS                                  |      |      |      | 2    |  |
| 23       | EL8-48127-00       | .SCREW 1<br>.VIS 1                                    |      |      |      | 18   |  |
| 24       | 703-48358-00       | .ANCHOR, CABLE<br>.COLLIER                            |      |      |      | 2    |  |
| 25       | 704-48231-00       | .HOUSING, GEAR<br>.CARTER, ENGRENAGE                  |      |      |      | 2    |  |
| 26       | EL8-48241-00       | .ARM, DRIVE<br>.BRAS, COMMANDE                        |      |      |      | 2    |  |
| 27       | EL8-48254-00       | .STOPPER, THROTTLE ADJUSTING<br>.BUTEE                |      |      |      | 2    |  |

**FIG. 41 REMOTE CONTROL ASSY 2**

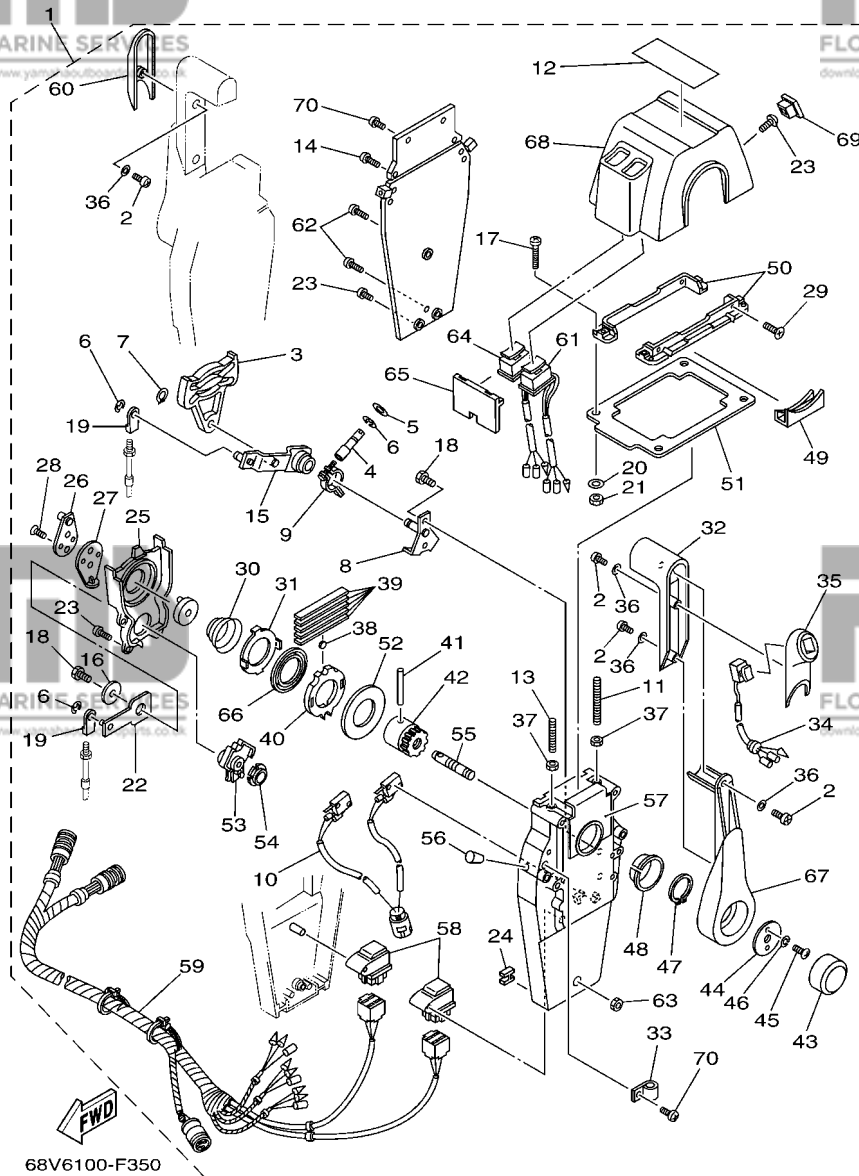
**BOITIER DE COMMANDE A DISTANCE**



| REF. NO. | PART NO. N° PIECES | DESCRIPTION DESCRIPTION                                    | 6ALC | 6ASB | 6AMC | 6ATB | REMARKS REMARQUES |
|----------|--------------------|--|------|------|------|------|-------------------|
| 28       | 92780-06020        | .SCREW, FLAT HEAD<br>.VIS A TETE FRAISEE                   |      |      |      | 4    |                   |
| 29       | 98780-05018        | .SCREW, FLAT HEAD<br>.VIS A TETE FRAISEE                   |      |      |      | 4    |                   |
| 30       | EL8-48244-00       | .SPRING, FREE ACCEL.<br>.RESSORT                           |      |      |      | 2    |                   |
| 31       | EL8-48245-00       | .PLATE, LOCK<br>.PLAQUE, VERROU                            |      |      |      | 2    |                   |
| 32       | 704-48222-P0       | .GRIP, CONTROL LEVER<br>.POIGNEE, COMMANDE LEVIER          |      |      |      | 2    |                   |
| 33       | 704-82594-00       | .CLAMP<br>.BRIDE   |      |      |      | 1    |                   |
| 34       | 704-82563-51       | .TRIM & TILT SWITCH ASSY<br>.INCLINER ET PARER COMMUTATEUR |      |      |      | 1    |                   |
| 35       | 704-48229-P1       | .GRIP, CONTROL LEVER<br>.POIGNEE, COMMANDE LEVIER          |      |      |      | 1    |                   |
| 36       | 92990-05300        | .WASHER, INTERNAL TOOTH<br>.RONDELLE, DENTURE INTERNE      |      |      |      | 6    |                   |
| 37       | 95380-06600        | .NUT, HEXAGON<br>.ECROU                                    |      |      |      | 4    |                   |
| 38       | 701-48248-00       | .ROLLER, FREE ACCEL.<br>.POULIE                            |      |      |      | 2    |                   |
| 39       | 704-48238-00       | .SPRING, DETENT<br>.RESSORT                                |      |      |      | 10   |                   |
| 40       | 704-48232-P1       | .GEAR<br>.PIGNON   |      |      |      | 2    |                   |
| 41       | EL8-48164-00       | .PIN 2<br>.PION 2  |      |      |      | 2    |                   |
| 42       | 704-48242-10       | .SHAFT, DRIVE<br>.ARBRE, MOTEUR                            |      |      |      | 2    |                   |
| 43       | 6X3-48225-20       | .COVER<br>.COUVERCLE                                       |      |      |      | 2    |                   |
| 44       | 704-48192-00       | .WASHER 2<br>.RONDELLE 2                                   |      |      |      | 2    |                   |
| 45       | 97890-06018        | .SCREW, PAN HEAD<br>.VIS, CRUCIFORME                       |      |      |      | 4    |                   |
| 46       | 92990-06300        | .WASHER, INTERNAL TOOTH<br>.RONDELLE, DENTURE INTERNE      |      |      |      | 4    |                   |
| 47       | EL8-48279-00       | .CIRCLIP 2<br>.CIRCLIP 2                                   |      |      |      | 2    |                   |
| 48       | 704-48234-00       | .BUSHING 1<br>.POULIE                                      |      |      |      | 2    |                   |
| 49       | 704-48219-P0       | .COVER, LEAD<br>.COUVERCLE                                 |      |      |      | 2    |                   |
| 50       | 704-48144-20       | .PLATE, STOPPER 2<br>.PLAQUETTE 2                          |      |      |      | 2    |                   |
| 51       | 704-48176-10       | .GROMMET<br>.PASSE-FIL                                     |      |      |      | 1    |                   |
| 52       | 704-48192-P0       | .WASHER 2<br>.RONDELLE 2                                   |      |      |      | 2    |                   |
| 53       | 704-48233-00       | .GEAR 2<br>.PIGNON 2                                       |      |      |      | 2    |                   |
| 54       | 704-48235-00       | .BUSHING<br>.COUSSINET                                     |      |      |      | 2    |                   |

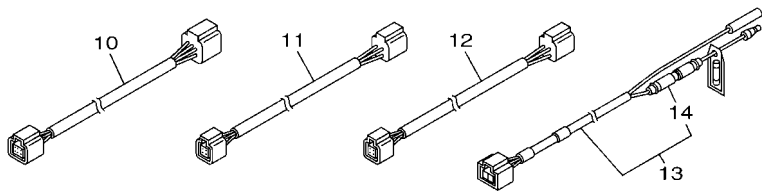
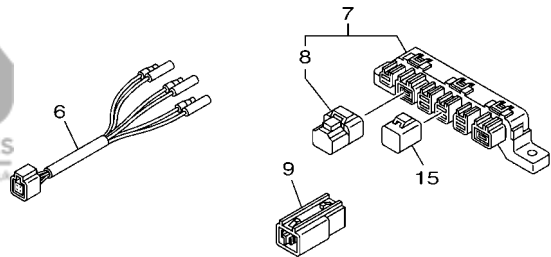
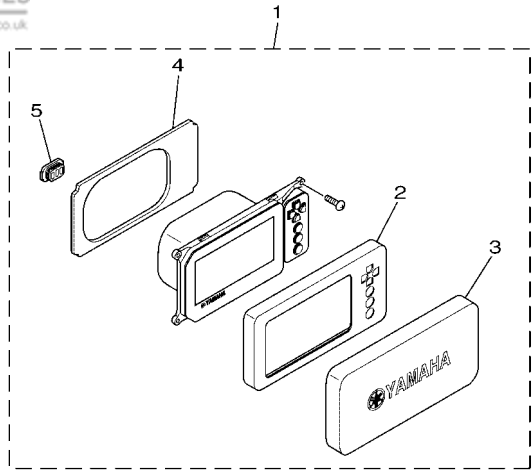
**FIG. 41 REMOTE CONTROL ASSY 2**

**BOITIER DE COMMANDE A DISTANCE**



| REF. NO. | PART NO. N° PIECES | DESCRIPTION DESCRIPTION                                    | 6ALC | 6ASB | 6AMC | 6ATB | REMARKS REMARQUES |
|----------|--------------------|--|------|------|------|------|-------------------|
| 55       | 704-48153-00       | .SHAFT, FREE ACCEL.<br>.AXE                                |      |      |      | 2    |                   |
| 56       | 704-48166-00       | .PLUG<br>.BOUCHON  |      |      |      | 2    |                   |
| 57       | 704-48284-P0       | .GROMMET<br>.PASSE-FIL                                     |      |      |      | 2    |                   |
| 58       | 704-81950-10       | .RELAY ASSY<br>.RELAIS COMPLET                             |      |      |      | 2    |                   |
| 59       | 704-82590-10       | .WIRE HARNESS ASSY<br>.FAISCEAU DE FILS COMPLET            |      |      |      | 1    |                   |
| 60       | 704-48229-R0       | .GRIP, CONTROL LEVER<br>.POIGNEE, COMMANDE LEVIER          |      |      |      | 1    |                   |
| 61       | 704-82563-H1       | .TRIM & TILT SWITCH ASSY<br>.INCLINER ET PARER COMMUTATEUR |      |      |      | 1    |                   |
| 62       | 704-48128-00       | .SCREW 2<br>.VIS 2   |      |      |      | 3    |                   |
| 63       | 704-48156-00       | .NUT 1<br>.ECROU 1   |      |      |      | 1    |                   |
| 64       | 704-82563-J1       | .TRIM & TILT SWITCH ASSY<br>.INCLINER ET PARER COMMUTATEUR |      |      |      | 1    |                   |
| 65       | 704-48285-10       | .GROMMET 2<br>.PASSE-FIL 2                                 |      |      |      | 1    |                   |
| 66       | 704-48178-00       | .PLATE, SHIFT<br>.PLAQUETTE                                |      |      |      | 2    |                   |
| 67       | 704-48221-P0       | .LEVER, CONTROL<br>.LEVIER, COMMANDE                       |      |      |      | 2    |                   |
| 68       | 704-48119-41       | .COVER<br>.COUILLE   |      |      |      | 1    |                   |
| 69       | 704-48167-11       | .PLUG<br>.BOUCHON  |      |      |      | 1    |                   |
| 70       | 97890-05016        | .SCREW, PAN HEAD<br>.VIS, CRUCIFORME                       |      |      |      | 5    |                   |





63PD370-P340

**FIG. 42 OPTIONAL PARTS 1**

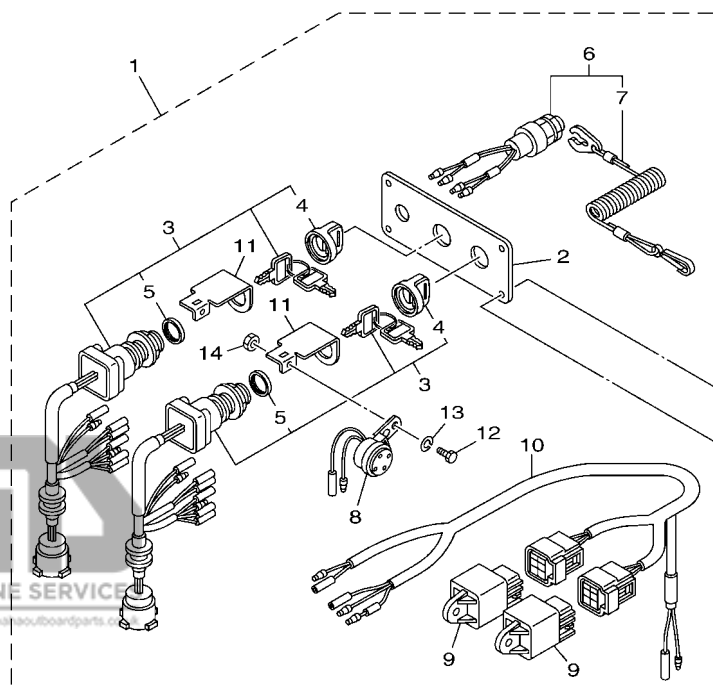
**PIECES OPTIONNELLES 1**

| REF. NO. | PART NO. N° PIECES | DESCRIPTION DESCRIPTION                           | 6ALC | 6ASB | 6AMC | 6ATB | REMARKS REMARQUES             |
|----------|--------------------|---|------|------|------|------|-------------------------------|
| 1        | 6YC-83710-00       | MULTI DISPLAY ASSY<br>METRE DE INDICATION PLURIEL | 1    |      |      |      | FOR RUS<br>FOR RUS            |
| 2        | 6YC-83512-00       | .RING, SPEED METER<br>.BAGUE, DE COMPTEUR         | 1    |      |      |      |                               |
| 3        | 6YC-87278-00       | .COVER, METER<br>.COUVERCLE, COMPTEUR             | 1    |      |      |      |                               |
| 4        | 6YC-12223-00       | .SEAL<br>.JOINT                                   | 1    |      |      |      |                               |
| 5        | 6YC-82532-00       | .CAP<br>.COUVERCLE                                | 1    |      |      |      |                               |
| 6        | 6Y8-8356N-01       | LEAD, FUEL TANK & GPS SENDER<br>FIL               | 1    |      |      |      | FOR RUS<br>FOR RUS            |
| 7        | 6Y8-81920-01       | MULTI HUB ASSY<br>BORNE                           | 1    |      |      |      | FOR RUS<br>FOR RUS<br>FOR RUS |
| 8        | 6Y8-85371-01       | .END OF LINE RESISTER<br>.RESISTANCE COMP.        | 1    |      |      |      |                               |
| 9        | 6Y8-81920-11       | IN-LINE HUB ASSY<br>BORNE                         | 1    |      |      |      | FOR RUS<br>FOR RUS            |
| 10       | 6Y8-82553-31       | 25FT MAIN BUS<br>EXTENSION, FAISCEAU              | 1    |      |      |      | FOR RUS<br>FOR RUS<br>FOR RUS |
| 11       | 6Y8-82521-11       | 2FT PIGTAIL BUS<br>FAISCEAU (L: 2FT.)             | 1    |      |      |      | FOR RUS<br>FOR RUS            |
| 12       | 6Y8-82521-51       | 12FT PIGTAIL BUS<br>FAISCEAU (L: 12FT.)           | 1    |      |      |      | FOR RUS<br>FOR RUS<br>FOR RUS |
| 13       | 6Y8-83553-01       | 8FT POWER WIRE<br>FIL                             | 1    |      |      |      | FOR RUS<br>FOR RUS            |
| 14       | 6G1-82151-00       | .FUSE (10A)<br>.FUSIBLE (10A)                     | 1    |      |      |      |                               |
| 15       | 6Y8-82582-11       | CAP 1 (4PIN)<br>COUVERCLE, FAISCEAU DE FILS       | 2    |      |      |      | FOR RUS<br>FOR RUS            |

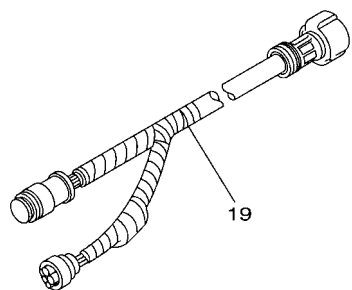


**FIG. 44 OPTIONAL PARTS 3**

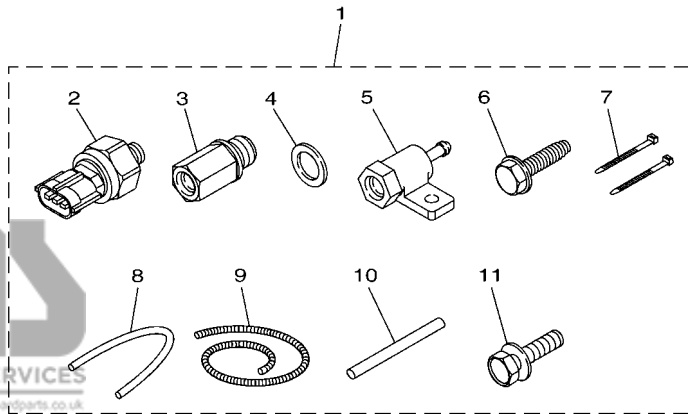
**PIECES OPTIONNELLES 3**



| REF. NO. | PART NO. N° PIECES | DESCRIPTION DESCRIPTION  | 6ALC | 6ASB | 6AMC | 6ATB | REMARKS REMARQUES              |
|----------|--------------------|--|------|------|------|------|--------------------------------|
| 1        | 6Y8-82570-04       | PANEL SWITCH ASSY<br>PLATINE D'INTERRUPEUR CPLT                  |      |      |      | 1    | FOR RUS<br>FOR RUS             |
| 2        | 6Y8-82571-01       | .PLATE, PANEL SWITCH<br>.TABLEAU, CONTACTEUR                     |      |      |      | 1    |                                |
| 3        | 6Y8-82510-03       | .MAIN SWITCH ASSY<br>.CONTACTEUR A CLEF COMPLET                  |      |      |      | 2    |                                |
| 4        | 676-82577-01       | ..CAP, KEY<br>..CABOCHON   |      |      |      | 1    |                                |
| 5        | 703-82532-00       | ..CAP<br>..COUVERCLE   |      |      |      | 1    |                                |
| 6        | 6K1-82575-01       | .ENGINE STOP SWITCH ASSY<br>.COUPE CIRCUIT CPLT                  |      |      |      | 1    |                                |
| 7        | 682-82556-00       | ..LANYARD, STOP SWITCH<br>..CORDON DU COUPE CIRCUIT              |      |      |      | 1    |                                |
| 8        | 6R5-83383-00       | .BUZZER<br>.RONFLEUR   |      |      |      | 2    |                                |
| 9        | 68V-81950-00       | .RELAY ASSY<br>.RELAIS COMPLET                                   |      |      |      | 2    |                                |
| 10       | 6Y8-82507-00       | .LEAD, IGNITION SWITCH RELAY<br>.FIL                             |      |      |      | 1    |                                |
| 11       | 64D-82581-00       | .STAY, CORD CLAMP<br>.SUPPORT, COLLIER DE CORDON                 |      |      |      | 2    |                                |
| 12       | 97003-05012        | .BOLT<br>.BOULON   |      |      |      | 2    |                                |
| 13       | 92903-05100        | .WASHER, SPRING<br>.RONDELLE, GROWER                             |      |      |      | 2    |                                |
| 14       | 95303-05700        | .NUT<br>.ECROU   |      |      |      | 2    |                                |
| 15       | 90149-05M05        | SCREW<br>VIS   |      |      |      | 4    | FOR RUS<br>FOR RUS             |
| 16       | 95380-05600        | NUT<br>ECROU   |      |      |      | 4    | FOR RUS<br>FOR RUS<br>FOR RUS  |
| 17       | 92990-05100        | WASHER, SPRING<br>RONDELLE, GROWER                               |      |      |      | 4    | FOR RUS<br>FOR RUS<br>FOR RUS  |
| 18       | 92990-05600        | WASHER, PLATE<br>RONDELLE, PLATE                                 |      |      |      | 4    | FOR RUS<br>FOR RUS<br>FOR RUS  |
| 19       | 61B-8258A-01       | EXTENSION, WIRE HARNESS (9.5M)<br>EXTENSION, FAISCEAU DE FILS(9. |      |      |      | 1    | FOR RUS (10P)<br>FOR RUS (10P) |



**FWD**  
63PB010-M440



**FIG. 45 OPTIONAL PARTS 4**

**PIECES OPTIONNELLES 4**

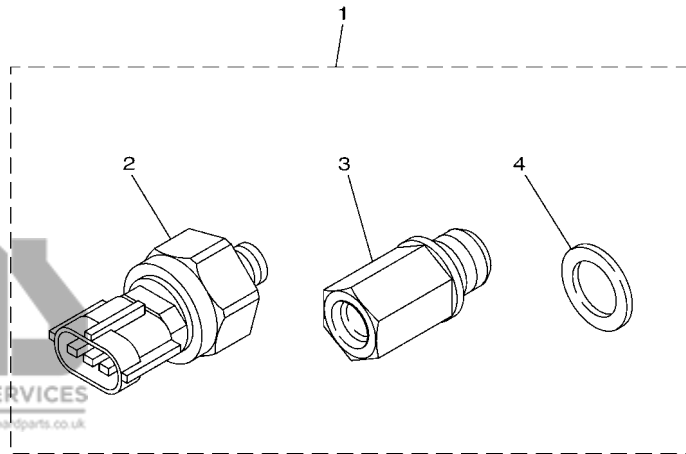
| REF. NO. | PART NO. N° PIECES | DESCRIPTION DESCRIPTION                                  | 6ALC | 6ASB | 6AMC | 6ATB | REMARKS REMARQUES  |
|----------|--------------------|--|------|------|------|------|--------------------|
| 1        | 63P-8A4L2-03       | SENSOR, MODULE 2<br>SENSOR (ENS.) 2                      | 1    |      |      |      | FOR RUS<br>FOR RUS |
| 2        | 6AW-8366B-01       | .SENSOR, WATER PRESSURE<br>.SONDE DE PRESSION D'EAU      | 2    |      |      |      |                    |
| 3        | 63P-8366C-00       | .ADAPTOR, INPUT<br>.CONNECTEUR 2                         | 1    |      |      |      |                    |
| 4        | 90430-14115        | .GASKET<br>.JOINT  | 1    |      |      |      |                    |
| 5        | 60V-8366D-00       | .ADAPTOR, INPUT<br>.CONNECTEUR 3                         | 1    |      |      |      |                    |
| 6        | 90109-06M81        | .BOLT<br>.BOULON   | 1    |      |      |      |                    |
| 7        | 90465-11M10        | .CLAMP<br>.BRIDE   | 2    |      |      |      |                    |
| 8        | 90445-07017        | .HOSE (L: 550MM)<br>.DURITE (L: 550MM)                   | 1    |      |      |      |                    |
| 9        | 90447-07013        | .HOSE, COVER (L: 700MM)<br>.DURITE, COUVERCLE (L: 700MM) | 1    |      |      |      |                    |
| 10       | 60V-42629-00       | .SEAL<br>.JOINT  | 1    |      |      |      |                    |
| 11       | 97595-06516        | .BOLT, WITH WASHER<br>.VIS HEXAGONAL AVC RONDELLE        | 1    |      |      |      |                    |

6CL6370-P440

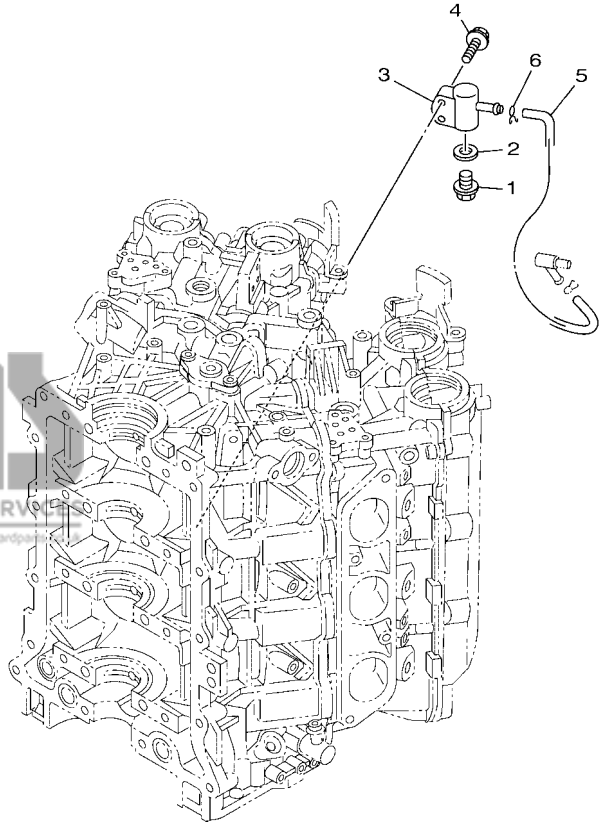
**FIG. 46 OPTIONAL PARTS 5**

**PIECES OPTIONNELLES 5**

| REF. NO. | PART NO. N° PIECES | DESCRIPTION DESCRIPTION                             | 6ALC | 6ASB | 6AMC | 6ATB | REMARKS REMARQUES  |
|----------|--------------------|---|------|------|------|------|--------------------|
| 1        | 63P-8A4L0-10       | SENSOR, MODULE<br>SENSOR (ENS.)                     |      |      | 1    |      | FOR RUS<br>FOR RUS |
| 2        | 6AW-8366B-01       | .SENSOR, WATER PRESSURE<br>.SONDE DE PRESSION D'EAU |      |      | 1    |      |                    |
| 3        | 63P-8366C-00       | .ADAPTOR, INPUT<br>.CONNECTEUR 2                    |      |      | 1    |      |                    |
| 4        | 90430-14115        | .GASKET<br>.JOINT                                   |      |      | 1    |      |                    |



6P2B300-N410



**FWD**  
 6ALB100-P340

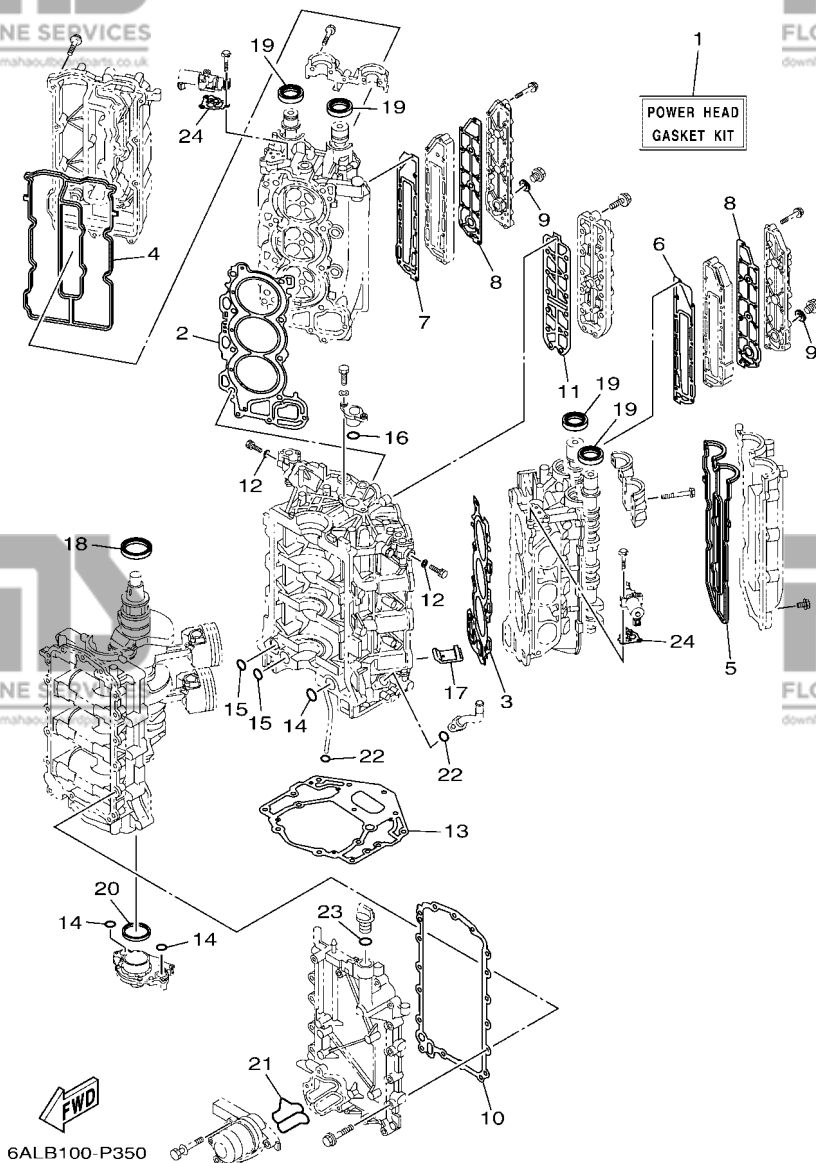
**FIG. 47 OPTIONAL PARTS 6**

**PIECES OPTIONNELLES 6**

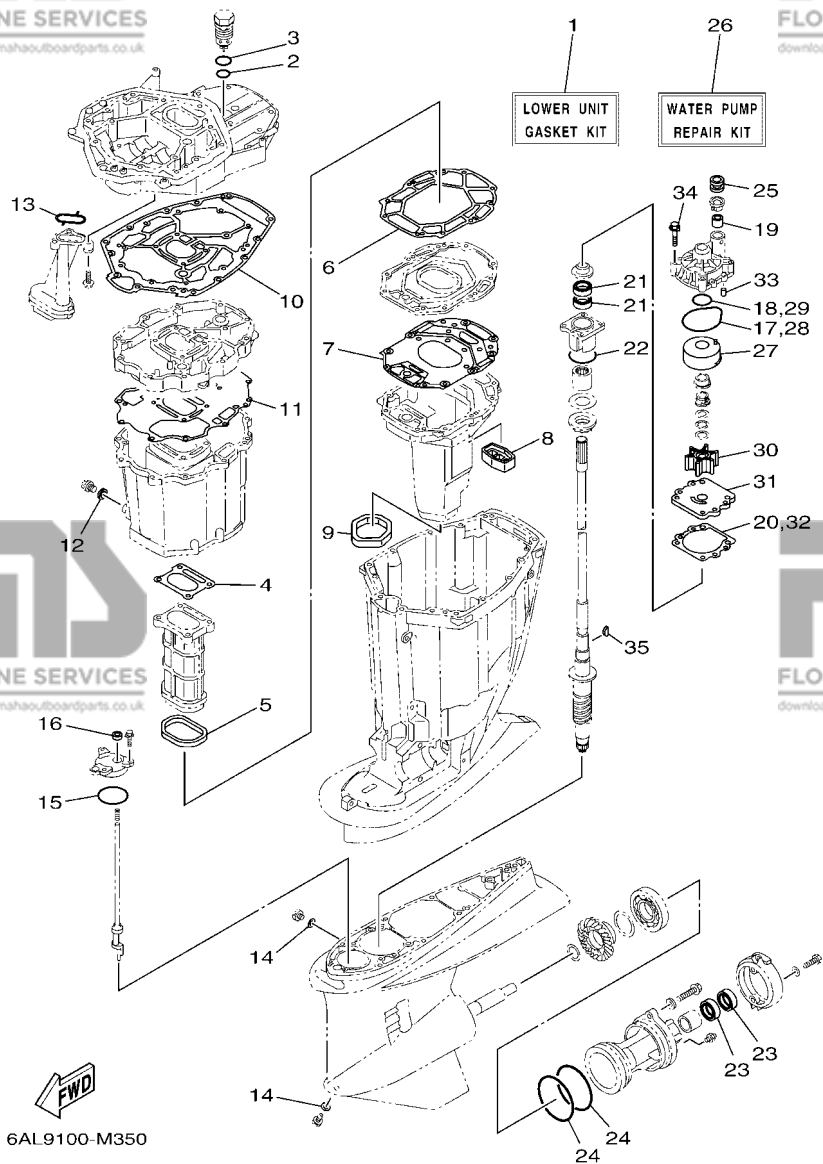
| REF. NO. | PART NO. N° PIECES | DESCRIPTION DESCRIPTION                         | 6ALC | 6ASB | 6AMC | 6ATB | REMARKS REMARQUES |
|----------|--------------------|---|------|------|------|------|-------------------|
| 1        | 90340-14M06        | PLUG, STRAIGHT SCREW<br>PLOT, FILETE DROIT      | 1    | 1    | 1    | 1    |                   |
| 2        | 90430-14115        | GASKET<br>JOINT                                 | 1    | 1    | 1    | 1    |                   |
| 3        | 6P2-83652-00       | CONNECTOR<br>CONNECTEUR                         | 1    | 1    | 1    | 1    |                   |
| 4        | 97595-06530        | BOLT, WITH WASHER<br>VIS HEXAGONAL AVC RONDELLE | 2    | 2    | 2    | 2    |                   |
| 5        | 6H4-24311-00       | PIPE, FUEL 1<br>DURITE A ESSENCE                | 1    | 1    | 1    | 1    |                   |
| 6        | 90467-08M18        | CLIP<br>JONC                                    | 1    | 1    | 1    | 1    |                   |

**FIG. 48 REPAIR KIT 1**

**KITS DE REPARATION 1**



| REF. NO. | PART NO. N° PIECES | DESCRIPTION DESCRIPTION   | 6ALC | 6ASB | 6AMC | 6ATB | REMARKS REMARQUES |
|----------|--------------------|---|------|------|------|------|-------------------|
| 1        | 6P2-W0001-03       | POWER HEAD GASKET KIT<br>POCHETTE DE JINTS TETE MOTRICE         | 1    | 1    | 1    | 1    |                   |
| 2        | 6P2-11181-00       | .GASKET, CYLINDER HEAD 1<br>.JOINT, DE CULASSE 1                | 1    | 1    | 1    | 1    |                   |
| 3        | 6P2-11182-00       | .GASKET, CYLINDER HEAD 2<br>.JOINT, CULASSE 2                   | 1    | 1    | 1    | 1    |                   |
| 4        | 6P2-11193-00       | .GASKET, HEAD COVER 1<br>.JOINT, COUVERCLE DE CULASSE 1         | 1    | 1    | 1    | 1    |                   |
| 5        | 6P2-11194-00       | .GASKET, HEAD COVER 2<br>.JOINT, COUVERCLE DE CULASSE 2         | 1    | 1    | 1    | 1    |                   |
| 6        | 6P2-41112-00       | .GASKET, EXHAUST INNER COVER<br>.JOINT, PLAQUE D'ECHAPPEMENT    | 1    | 1    | 1    | 1    |                   |
| 7        | 6P2-41122-00       | .GASKET, EXHAUST INNER COVER<br>.JOINT, PLAQUE D'EHAPPEMENT     | 1    | 1    | 1    | 1    |                   |
| 8        | 6P2-41114-00       | .GASKET, EXHAUST OUTER COVER<br>.JOINT, COUVERCLE D'ECHAPPEMENT | 2    | 2    | 2    | 2    |                   |
| 9        | 90201-186F1        | .WASHER, PLATE<br>.RONDELLE, PLATE                              | 2    | 2    | 2    | 2    |                   |
| 10       | 69J-15451-00       | .GASKET, CRANKCASE COVER 1<br>.JOINT, COUVERCLE DE CARTER 1     | 1    | 1    | 1    | 1    |                   |
| 11       | 6P2-1131B-00       | .GASKET, COVER<br>.JOINT, COUVERCLE                             | 1    | 1    | 1    | 1    |                   |
| 12       | 90430-05002        | .GASKET<br>.JOINT   | 2    | 2    | 2    | 2    |                   |
| 13       | 69J-11351-11       | .GASKET, CYLINDER<br>.JOINT, D'EMBASE                           | 1    | 1    | 1    | 1    |                   |
| 14       | 93210-25552        | .O-RING<br>.JOINT TORIQUE                                       | 3    | 3    | 3    | 3    |                   |
| 15       | 93210-19MJ1        | .O-RING<br>.JOINT TORIQUE                                       | 2    | 2    | 2    | 2    |                   |
| 16       | 93210-25647        | .O-RING<br>.JOINT TORIQUE                                       | 1    | 1    | 1    | 1    |                   |
| 17       | 69J-14664-00       | .GROMMET, WATER SHUT<br>.PASSE-FIL                              | 2    | 2    | 2    | 2    |                   |
| 18       | 93102-63004        | .OIL SEAL<br>.JOINT SPY   | 1    | 1    | 1    | 1    |                   |
| 19       | 93102-38008        | .OIL SEAL<br>.JOINT SPY   | 4    | 4    | 4    | 4    |                   |
| 20       | 69J-11355-00       | .SEAL, CYLINDER 1<br>.JOINT, SPY CYLINDRE                       | 1    | 1    | 1    | 1    |                   |
| 21       | 6P2-13477-00       | .GASKET<br>.JOINT   | 1    | 1    | 1    | 1    |                   |
| 22       | 93210-19MJ3        | .O-RING<br>.JOINT TORIQUE                                       | 2    | 2    | 2    | 2    |                   |
| 23       | 93210-24M79        | .O-RING<br>.JOINT TORIQUE                                       | 1    | 1    | 1    | 1    |                   |
| 24       | 6CB-1242F-00       | .GASKET, FILTER<br>.JOINT, FILTRE                               | 2    | 2    | 2    | 2    |                   |



**FIG. 49 REPAIR KIT 2**

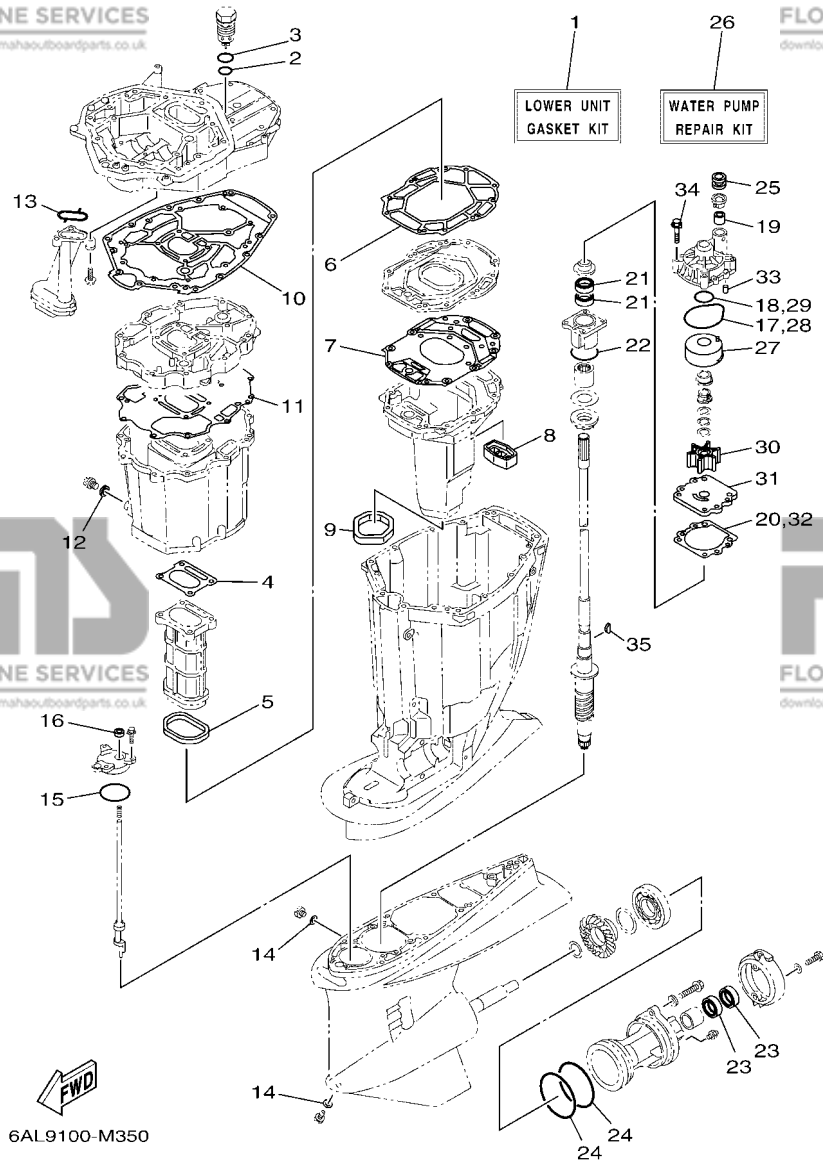
**KITS DE REPARATION 2**

| REF. NO. | PART NO. N° PIECES | DESCRIPTION DESCRIPTION                                     | 6ALC | 6ASB | 6AMC | 6ATB | REMARKS REMARQUES |
|----------|--------------------|---|------|------|------|------|-------------------|
| 1        | 69J-W0001-22       | LOWER UNIT GASKET KIT<br>POCHETTE DE JOINTS EMBASE          | 1    | 1    | 1    | 1    |                   |
| 2        | 93210-28543        | .O-RING<br>.JOINT TORIQUE                                   | 1    | 1    | 1    | 1    |                   |
| 3        | 93210-347A1        | .O-RING<br>.JOINT TORIQUE                                   | 1    | 1    | 1    | 1    |                   |
| 4        | 6P2-41134-00       | .GASKET, EXHAUST MANIFOLD<br>.JOINT, PIPE D'ECHAPPEMENT     | 1    | 1    | 1    | 1    |                   |
| 5        | 69J-41138-00       | .SEAL, EXT. 1<br>.JOINT DE GROUPE 1                         | 1    | 1    | 1    | 1    |                   |
| 6        | 69J-41135-A0       | .GASKET, EXHAUST MANIFOLD<br>.JOINT, PIPE D'ECHAPPEMENT     | 1    | 1    | 1    | 1    |                   |
| 7        | 6S1-41136-00       | .GASKET, EXHAUST MANIFOLD 4<br>.JOINT, PIPE D'ECHAPPEMENT 4 | 1    | 1    | 1    | 1    |                   |
| 8        | 69J-45127-00       | .SEAL<br>.JOINT   | 1    | 1    | 1    | 1    |                   |
| 9        | 69J-45123-00       | .GASKET, MUFFLER<br>.JOINT, POT DE DETENTE                  | 1    | 1    | 1    | 1    |                   |
| 10       | 69J-45113-20       | .GASKET, UPPER CASING<br>.JOINT, TUBE D'ARBRE               | 1    | 1    | 1    | 1    |                   |
| 11       | 69J-15312-01       | .GASKET, OIL PAN<br>.JOINT DE VENTILATEUR D'HUILE           | 1    | 1    | 1    | 1    |                   |
| 12       | 90430-14M09        | .GASKET<br>.JOINT   | 1    | 1    | 1    | 1    |                   |
| 13       | 69J-13415-00       | .SEAL, OIL STRAINER<br>.JOINT, FILTRE A HUILE               | 1    | 1    | 1    | 1    |                   |
| 14       | 90430-08003        | .GASKET<br>.JOINT   | 2    | 2    | 2    | 2    |                   |
| 15       | 93210-64488        | .O-RING<br>.JOINT TORIQUE                                   | 1    | 1    | 1    | 1    |                   |
| 16       | 93106-09014        | .OIL SEAL<br>.JOINT SPY                                     | 1    | 1    | 1    | 1    |                   |
| 17       | 93210-86M38        | .O-RING<br>.JOINT TORIQUE                                   | 1    | 1    | 1    | 1    |                   |
| 18       | 93210-37160        | .O-RING<br>.JOINT TORIQUE                                   | 1    | 1    | 1    | 1    |                   |
| 19       | 6E5-44365-00       | .DAMPER, WATER SEAL 1<br>.JOINT, TUBE D'EAU 1               | 1    | 1    | 1    | 1    |                   |
| 20       | 6E5-44315-A0       | .GASKET, WATER PUMP<br>.JOINT, POMPE A EAU                  | 1    | 1    | 1    | 1    |                   |
| 21       | 93101-28M16        | .OIL SEAL<br>.JOINT SPY                                     | 2    | 2    | 2    | 2    |                   |
| 22       | 93210-55M14        | .O-RING<br>.JOINT TORIQUE                                   | 1    | 1    | 1    | 1    |                   |
| 23       | 93101-30M17        | .OIL SEAL<br>.JOINT SPY                                     | 2    | 2    | 2    | 2    |                   |
| 24       | 93211-04384        | .O-RING<br>.JOINT TORIQUE                                   | 2    | 2    | 2    | 2    |                   |
| 25       | 6E5-44366-00       | .DAMPER, WATER SEAL 2<br>.JOINT, TUBE D'EAU 2               | 1    | 1    | 1    | 1    |                   |
| 26       | 61A-W0078-A3       | WATER PUMP REPAIR KIT<br>KIT DE REPARATION DE LA POMPE      | 1    | 1    | 1    | 1    |                   |
| 27       | 61A-44322-02       | .INSERT, CARTRIDGE<br>.CUVETTE                              | 1    | 1    | 1    | 1    |                   |



FIG. 49 REPAIR KIT 2

KITS DE REPARATION 2



| REF. NO. | PART NO. N° PIECES | DESCRIPTION DESCRIPTION                       | 6ALC | 6ASB | 6AMC | 6ATB | REMARKS REMARQUES |
|----------|--------------------|---|------|------|------|------|-------------------|
| 28       | 93210-86M38        | .O-RING<br>.JOINT TORIQUE                     | 1    | 1    | 1    | 1    |                   |
| 29       | 93210-37160        | .O-RING<br>.JOINT TORIQUE                     | 1    | 1    | 1    | 1    |                   |
| 30       | 6E5-44352-01       | .IMPELLER<br>.TURBINE                         | 1    | 1    | 1    | 1    |                   |
| 31       | 6G5-44323-01       | .OUTER PLATE, CARTRIDGE<br>.PLAQUE EXTERIEURE | 1    | 1    | 1    | 1    |                   |
| 32       | 6E5-44315-A0       | .GASKET, WATER PUMP<br>.JOINT, POMPE A EAU    | 1    | 1    | 1    | 1    |                   |
| 33       | 93606-12019        | .PIN, DOWEL<br>.GOUPILLE                      | 2    | 2    | 2    | 2    |                   |
| 34       | 90119-08M14        | .BOLT, WITH WASHER<br>.BOULON, AVEC RONDELLE  | 4    | 4    | 4    | 4    |                   |
| 35       | 90280-04M05        | .KEY, WOODRUFF<br>.CLAVETTE, DEMI-LUNE        | 1    | 1    | 1    | 1    |                   |

| PART NO.<br>N° PIECES | REF.<br>NO. |
|-----------------------|-------------|
| 6P2-11000-01          | 3 - 1       |
| 6P2-11110-11-9S       | 5 - 2       |
| 69J-11119-00          | 3 - 13      |
| 6P2-11119-00          | 6 - 16      |
| 6P2-1111E-00          | 6 - 17      |
| 6P2-11120-11-9S       | 5 - 10      |
| 6S5-11133-10          | 5 - 3       |
|                       | 5 - 11      |
| 6P2-11135-00          | 5 - 34      |
| 6P2-11181-00          | 5 - 22      |
|                       | 48 - 2      |
| 6P2-11182-00          | 5 - 27      |
|                       | 48 - 3      |
| 6P2-11191-00-9S       | 5 - 33      |
| 6P2-11192-00-9S       | 5 - 41      |
| 6P2-11193-00          | 5 - 37      |
|                       | 48 - 4      |
| 6P2-11194-00          | 5 - 42      |
|                       | 48 - 5      |
| 69J-11301-00          | 5 - 16      |
| 69J-11313-00          | 3 - 42      |
| 6P2-1131B-00          | 3 - 18      |
|                       | 48 - 11     |
| 6P2-1131C-00-9S       | 3 - 15      |
| 6E5-11325-00          | 1 - 1       |
|                       | 1 - 8       |
|                       | 1 - 15      |
|                       | 3 - 16      |
|                       | 6 - 9       |
|                       | 20 - 10     |
| 6P2-11325-00          | 1 - 7       |
|                       | 6 - 8       |
| 6P3-11325-00          | 1 - 3       |
|                       | 3 - 24      |
|                       | 3 - 63      |
| 67F-11325-01          | 1 - 5       |
|                       | 5 - 17      |
| 67F-11328-00          | 5 - 18      |
| 69J-11351-11          | 3 - 39      |
|                       | 48 - 13     |
| 69J-11355-00          | 32 - 16     |
|                       | 48 - 20     |
| 6AW-11371-10          | 31 - 7      |
| 676-11372-00          | 5 - 5       |
| 6P2-11372-00          | 8 - 25      |
| 6P2-11377-00          | 8 - 28      |
| 6P2-11410-10          | 4 - 1       |
| 6P2-11416-00          | 4 - 4       |

| PART NO.<br>N° PIECES | REF.<br>NO. |
|-----------------------|-------------|
| 6P2-11416-10          | 4 - 4       |
| 6P2-11416-20          | 4 - 4       |
| 6P2-11417-00          | 4 - 5       |
| 6P2-11417-10          | 4 - 5       |
| 6P2-11417-20          | 4 - 5       |
| 6AW-11426-01          | 4 - 6       |
| 6AW-11427-01          | 4 - 7       |
| 6CB-11478-00          | 4 - 2       |
| 6FA-11567-00          | 7 - 17      |
| 6P2-11590-01          | 7 - 25      |
| 63P-11603-01          | 4 - 12      |
| 63P-11604-00          | 4 - 12      |
| 6P2-11631-10-9S       | 4 - 11      |
| 63P-11633-10          | 4 - 13      |
| 63P-11634-00          | 4 - 14      |
| 6P2-11635-10          | 4 - 11      |
| 6P2-11650-00          | 4 - 8       |
| 63P-11654-10          | 4 - 9       |
| 6P2-11656-00          | 4 - 10      |
| 6P2-11656-10          | 4 - 10      |
| 6P2-11656-20          | 4 - 10      |
| 6P2-12111-10          | 7 - 1       |
| 6CB-12113-00          | 7 - 4       |
| 51Y-12119-00          | 7 - 7       |
| 6DX-12121-00          | 7 - 2       |
| 6P2-12171-11          | 7 - 9       |
| 6P2-12172-11          | 7 - 13      |
| 6P2-12181-11          | 7 - 11      |
| 6P2-12182-11          | 7 - 15      |
| 6YC-12223-00          | 42 - 4      |
| 69J-12233-00          | 31 - 10     |
| 6P2-1240H-00-9S       | 3 - 22      |
| 6P3-1240H-00-9S       | 3 - 61      |
| 67F-12411-01          | 1 - 2       |
|                       | 3 - 20      |
| 67F-12412-00          | 3 - 21      |
| 6CB-1242F-00          | 6 - 20      |
|                       | 48 - 24     |
| 6P2-1243A-00          | 3 - 29      |
| 6P2-1243E-00          | 3 - 30      |
| 6P2-1243F-00          | 3 - 31      |
| 6P2-12481-12          | 9 - 34      |
| 6P2-12482-00          | 9 - 6       |
| 6P2-12483-00          | 9 - 8       |
| 6P2-12484-01          | 9 - 2       |
| 6P2-12485-00          | 9 - 16      |
| 6P2-1248A-00          | 9 - 17      |
| 6P2-1248E-00          | 9 - 18      |

NUMERICAL INDEX  
INDEX NUMERIQUE

| PART NO.<br>N° PIECES | REF.<br>NO. |
|-----------------------|-------------|
| 6P2-12491-00          | 20 - 8      |
| 6DR-12572-00          | 25 - 13     |
| 6DR-12572-00          | 25 - 14     |
| 6R3-12582-00          | 25 - 15     |
| 6R3-12583-00          | 25 - 16     |
| 6P2-12615-00          | 7 - 22      |
| 6P2-12623-00          | 7 - 19      |
| 6P2-12645-20          | 7 - 18      |
| 6P2-12663-00          | 7 - 20      |
| 6S5-12858-00          | 3 - 48      |
| 6CB-13016-00          | 1 - 10      |
|                       | 13 - 5      |
| 6AW-13119-00          | 32 - 14     |
| 6AW-13132-00          | 13 - 26     |
| 6P2-13160-11          | 12 - 1      |
| 6P2-13161-00          | 12 - 2      |
| 6P2-13170-11          | 12 - 6      |
| 6P2-13171-00          | 12 - 7      |
| 6P2-13300-00          | 32 - 12     |
| 69J-13329-01          | 32 - 13     |
| 69J-13411-00          | 32 - 8      |
| 69J-13415-00          | 32 - 10     |
|                       | 49 - 13     |
| 60L-13437-62          | 17 - 24     |
| 69J-13440-03          | 1 - 4       |
|                       | 3 - 47      |
| 6P2-13446-00-9S       | 3 - 49      |
| 67F-13448-00          | 2 - 16      |
| 6P2-13448-00          | 5 - 46      |
| 6P2-13477-00          | 3 - 50      |
|                       | 48 - 21     |
| 6P2-13532-10          | 11 - 3      |
| 6P2-13533-00          | 11 - 2      |
| 6P2-13545-00          | 11 - 7      |
| 6P2-13546-00          | 11 - 10     |
| 6P2-13547-00          | 11 - 18     |
| 6P2-13548-10          | 11 - 19     |
| 6P2-13556-00          | 10 - 4      |
| 6P2-13557-00          | 10 - 5      |
| 6P2-13564-00          | 8 - 3       |
| 6P2-13573-00          | 10 - 11     |
| 6P2-13574-00          | 10 - 21     |
| 68V-13577-00          | 14 - 7      |
|                       | 14 - 13     |
| 6P2-13577-00          | 12 - 5      |
|                       | 12 - 10     |
| 6P2-13578-00          | 10 - 8      |
| 6P2-13588-00          | 10 - 7      |

| PART NO.<br>N° PIECES | REF.<br>NO. |
|-----------------------|-------------|
| 6CB-13593-00          | 13 - 23     |
| 6P2-13594-00          | 8 - 4       |
| 6P2-13595-00          | 11 - 4      |
| 69J-13631-00          | 32 - 15     |
| 6P2-13641-00          | 8 - 13      |
| 6P2-13642-00          | 8 - 16      |
| 6P2-13645-00          | 8 - 14      |
|                       | 8 - 17      |
| 6P2-13646-00          | 8 - 15      |
| 6P2-13647-00          | 8 - 18      |
| 6P2-13711-00          | 10 - 3      |
| 69J-13716-00          | 13 - 22     |
| 6P2-13750-10          | 10 - 1      |
| 6P2-13751-01          | 10 - 2      |
| 6P2-13758-00          | 11 - 14     |
| 6P2-13761-11          | 12 - 3      |
|                       | 12 - 8      |
|                       | 12 - 30     |
| 6AW-13781-00          | 13 - 33     |
| 6AW-13784-00          | 13 - 8      |
| 6CB-13906-01          | 13 - 8      |
| 6P2-13907-20          | 13 - 24     |
| 63P-13915-00          | 1 - 11      |
|                       | 13 - 25     |
| 6P2-13973-30          | 14 - 9      |
| 6P2-13974-30          | 14 - 10     |
| 6C5-1410B-00          | 12 - 4      |
|                       | 12 - 9      |
| 69J-14137-00          | 14 - 6      |
| 6CB-14146-00          | 13 - 10     |
| 6P2-14149-00          | 14 - 2      |
| 6P2-14159-00          | 10 - 13     |
| 69J-14164-00          | 10 - 22     |
| 6P2-14180-50          | 13 - 1      |
| 6AW-14181-11          | 13 - 15     |
| 6AW-14182-11          | 13 - 2      |
| 6P2-14191-00          | 13 - 16     |
| 68V-14216-00          | 13 - 12     |
| 6CB-14216-00          | 13 - 6      |
| 6CB-14239-00          | 13 - 17     |
| 6P2-14255-00          | 10 - 12     |
| 6P2-14349-00          | 11 - 1      |
| 68V-14356-00          | 10 - 24     |
| 6P2-14360-00          | 10 - 6      |
| 6P2-14386-00          | 13 - 37     |
| 6P2-1441J-00          | 8 - 22      |
| 6CB-14429-01          | 13 - 19     |
| 63P-14435-00          | 8 - 32      |
| 6P2-14440-00          | 8 - 21      |

| PART NO.<br>N° PIECES | REF.<br>NO. |
|-----------------------|-------------|
| 6CB-1447B-00          | 13 - 29     |
| 6P2-14496-00          | 10 - 9      |
| 6CB-14546-00          | 13 - 28     |
| 6CB-14564-00          | 13 - 9      |
| 63P-14567-00          | 13 - 21     |
| 69J-14624-01          | 31 - 46     |
| 69J-14664-00          | 3 - 46      |
|                       | 48 - 17     |
| 69J-14711-21-9S       | 31 - 23     |
| 2D1-14737-00          | 20 - 3      |
| 6P2-14752-00          | 9 - 19      |
| 6P2-1475A-10          | 11 - 5      |
| 6P2-1475E-00          | 11 - 6      |
| 6P2-1475F-00          | 11 - 8      |
| 6P2-1475G-00          | 11 - 9      |
| 68V-1475H-00          | 13 - 13     |
| 68V-1475J-00          | 13 - 14     |
| 6CB-14984-00          | 1 - 12      |
|                       | 13 - 39     |
| 6CB-14985-00          | 13 - 27     |
| 6P2-15100-10          | 3 - 2       |
| 6P2-15142-00          | 5 - 39      |
| 6P2-15143-00          | 5 - 44      |
| 6P2-15187-00          | 3 - 5       |
| 69J-15311-10-CA       | 32 - 1      |
| 69J-15312-01          | 31 - 48     |
|                       | 49 - 11     |
| 69J-15316-00          | 31 - 33     |
| 6P2-15362-10          | 32 - 19     |
| 6G8-15363-00          | 3 - 52      |
| 6P2-15373-02          | 8 - 19      |
| 6P2-15377-10          | 32 - 20     |
| 6P2-15411-01-9S       | 3 - 8       |
| 69J-15451-00          | 3 - 9       |
|                       | 48 - 10     |
| 6P2-15481-00          | 3 - 6       |
| 6P2-15512-00          | 7 - 26      |
| 69J-15761-00          | 32 - 2      |
| 6P2-2134X-00          | 10 - 14     |
| 6E5-21744-00          | 9 - 7       |
|                       | 11 - 16     |
| 6P2-24135-00          | 11 - 12     |
| 6P2-24136-00          | 11 - 13     |
| 6P2-24137-00          | 11 - 15     |
| 6P2-2416A-00          | 11 - 11     |
| 6P2-24170-00          | 10 - 19     |
| 6P2-2419A-00          | 10 - 15     |
| 6CB-24217-00          | 13 - 7      |

| PART NO.<br>N° PIECES | REF.<br>NO. |
|-----------------------|-------------|
| 6P2-24300-00          | 14 - 12     |
| 6AW-24300-10          | 14 - 11     |
| 6YK-24307-42          | 16 - 1      |
| 6H4-24311-00          | 47 - 5      |
| 6P2-24313-50          | 15 - 18     |
| 6P2-24313-60          | 15 - 18     |
| 6P2-24314-00          | 15 - 2      |
| 6P2-24314-11          | 15 - 2      |
| 61A-24316-00          | 9 - 20      |
| 6AW-24317-20          | 14 - 5      |
| 6AW-24323-20          | 14 - 3      |
| 6AW-24324-30          | 14 - 4      |
| 6YK-24360-73          | 16 - 2      |
| 6P2-24376-00          | 11 - 20     |
| 6CE-24376-01          | 9 - 3       |
| 6R3-24377-00          | 15 - 25     |
| 6R3-24377-10          | 15 - 4      |
|                       | 9 - 21      |
|                       | 9 - 22      |
|                       | 9 - 23      |
|                       | 9 - 24      |
|                       | 9 - 25      |
|                       | 11 - 17     |
| 69J-24378-00          | 2 - 17      |
| 6CE-24378-00          | 3 - 32      |
| 6E5-24378-00          | 14 - 8      |
| 6E5-24379-00          | 25 - 10     |
| 68V-24379-10          | 13 - 11     |
| 6CB-24410-00          | 13 - 31     |
| 6P2-24419-00          | 8 - 8       |
| 6P2-24422-10          | 8 - 6       |
| 68V-24452-00          | 15 - 3      |
| 6CB-24452-10          | 13 - 18     |
| 4SV-24453-00          | 13 - 34     |
| 6CB-24460-00          | 13 - 4      |
| 6P3-24469-00          | 15 - 9      |
| 6CB-24482-00          | 13 - 20     |
| 6AW-24491-10          | 13 - 32     |
| 6CB-24492-00          | 13 - 36     |
| 6CB-24501-01          | 1 - 9       |
|                       | 13 - 3      |
| 6P3-24519-00          | 15 - 10     |
| 6P3-24560-03          | 15 - 6      |
| 6P3-24562-03          | 15 - 8      |
| 6P3-24563-01          | 1 - 13      |
|                       | 15 - 7      |
| 6P3-24564-00          | 1 - 14      |
|                       | 15 - 11     |

| PART NO.<br>N° PIECES | REF.<br>NO. |
|-----------------------|-------------|
| 6P2-24566-11          | 15 - 12     |
| 6CB-24592-00          | 13 - 38     |
| 68V-2481H-00          | 10 - 25     |
| 69J-28100-01          | 15 - 26     |
| 6CB-2812A-00          | 20 - 40     |
| 6P2-28199-7C-DO       | 15 - 27     |
| 6P2-28199-7C-E0       | 15 - 27     |
| 6P2-28199-7C-F0       | 15 - 27     |
| 6P2-28199-7C-G0       | 15 - 27     |
| 6P2-28199-7C-H0       | 15 - 27     |
| 6P2-28199-7C-S0       | 15 - 27     |
| 6P2-28199-8C-K0       | 15 - 28     |
| 6P2-28199-8C-L0       | 15 - 28     |
| 6P2-28199-8C-M0       | 15 - 28     |
| 6P2-28199-8C-NO       | 15 - 28     |
| 6P2-28199-8C-PO       | 15 - 28     |
| 6P2-28199-8C-RO       | 15 - 28     |
| 69J-41111-01-9S       | 6 - 1       |
| 6P2-41112-00          | 6 - 5       |
|                       | 48 - 6      |
| 69J-41113-02-9S       | 6 - 3       |
| 6P2-41114-00          | 6 - 7       |
|                       | 48 - 8      |
| 69J-41121-01-9S       | 6 - 2       |
| 6P2-41122-00          | 6 - 6       |
|                       | 48 - 7      |
| 69J-41123-02-9S       | 6 - 4       |
| 69J-41131-11-CA       | 31 - 14     |
| 69J-41132-20-9S       | 31 - 16     |
| 6P2-41134-00-00       | 31 - 17     |
|                       | 49 - 4      |
| 69J-41135-A0          | 31 - 20     |
|                       | 49 - 6      |
| 6S1-41136-00          | 31 - 22     |
|                       | 49 - 7      |
| 69J-41137-10-CA       | 31 - 1      |
| 69J-41138-00          | 31 - 19     |
|                       | 49 - 5      |
| 6CB-41273-00          | 26 - 39     |
| 69J-42510-00-8D       | 28 - 5      |
| 6AL-42610-20          | 2 - 1       |
| 6AS-42610-20          | 2 - 1       |
| 6P2-42613-00          | 2 - 3       |
| 6P2-42615-00          | 24 - 8      |
| 6P2-4261A-00          | 2 - 2       |
| 60V-42629-00          | 22 - 6      |
|                       | 45 - 10     |
| 68F-42647-01          | 2 - 5       |

| PART NO.<br>N° PIECES | REF.<br>NO. |
|-----------------------|-------------|
| 69J-42647-01          | 2 - 6       |
| 68F-42648-01          | 2 - 14      |
| 60V-42651-01          | 2 - 10      |
| 60V-42652-00          | 2 - 15      |
| 68F-42663-00          | 2 - 13      |
| 69J-42663-00          | 2 - 7       |
| 6AS-42675-00          | 2 - 22      |
| 6AS-42676-00          | 2 - 23      |
| 6AL-42677-00          | 2 - 24      |
| 6AS-42677-00          | 2 - 24      |
| 6AL-42678-10          | 2 - 21      |
| 6AS-42678-10          | 2 - 21      |
| 63P-42681-20          | 2 - 25      |
| 6P2-42710-00-8D       | 24 - 1      |
| 648-42715-00          | 26 - 27     |
| 69J-42716-00          | 24 - 9      |
| 61A-42717-00          | 24 - 18     |
| 69J-42717-00          | 24 - 17     |
| 6P2-42717-00          | 24 - 3      |
| 6P2-42718-00          | 24 - 4      |
| 69J-42723-01          | 21 - 17     |
| 6E5-42724-00          | 31 - 6      |
| 6P2-42725-00          | 24 - 7      |
| 6H1-42726-21          | 24 - 13     |
| 61A-42727-00          | 24 - 15     |
| 6P2-42735-00          | 19 - 15     |
| 6P2-42738-00-8D       | 24 - 2      |
| 69J-42741-00-8D       | 25 - 1      |
| 6P2-42743-00          | 24 - 47     |
| 6H4-42748-00          | 24 - 6      |
| 68F-42753-00          | 24 - 54     |
| 6P2-42761-00          | 3 - 35      |
| 67F-42761-01          | 3 - 34      |
| 6P2-42766-20          | 24 - 49     |
| 69J-42769-00          | 31 - 29     |
| 69J-42771-00-8D       | 25 - 3      |
| 69J-42774-10          | 25 - 7      |
| 6EE-42794-40          | 24 - 58     |
| 6EE-42794-50          | 24 - 59     |
| 69J-42815-00-8D       | 24 - 29     |
| 69J-42816-00-8D       | 24 - 38     |
| 69J-42817-00-8D       | 24 - 30     |
| 63P-42818-01          | 24 - 33     |
| 68V-42818-01          | 24 - 41     |
| 6P2-42828-00-9S       | 24 - 27     |
| 69J-42828-02-9S       | 24 - 26     |
| 68F-42828-11-9S       | 24 - 36     |
| 69J-43111-02-8D       | 27 - 1      |

NUMERICAL INDEX  
INDEX NUMERIQUE

| PART NO.<br>N° PIECES | REF.<br>NO. |
|-----------------------|-------------|
| 69J-43112-01-8D       | 27 - 13     |
| 6E5-43126-10          | 27 - 42     |
| 6E5-43126-10          | 27 - 20     |
| 61A-43132-00          | 27 - 11     |
| 61A-43133-00          | 27 - 14     |
| 64D-43144-00          | 24 - 44     |
| 6G5-43144-00          | 27 - 32     |
| 6E5-43145-01          | 37 - 8      |
| 6G5-43148-00          | 27 - 37     |
| 61A-43181-01          | 27 - 34     |
| 6G5-43185-02          | 27 - 35     |
| 61A-43311-22-8D       | 27 - 29     |
| 61A-43376-00          | 28 - 3      |
| 69J-43800-07-8D       | 29 - 1      |
| 69J-43801-01          | 29 - 4      |
| 69J-43804-00          | 30 - 5      |
| 69J-43805-00          | 30 - 4      |
| 6CE-4380P-00          | 29 - 12     |
| 6CE-43810-00          | 29 - 3      |
| 61A-43811-00          | 29 - 9      |
| 61A-43813-02          | 29 - 18     |
| 6H1-43814-00          | 29 - 17     |
| 69J-43816-00          | 29 - 62     |
| 69J-43817-00          | 30 - 13     |
| 61A-43818-00          | 29 - 25     |
| 69J-4381C-00          | 29 - 30     |
|                       | 29 - 35     |
| 69J-4381J-00          | 29 - 63     |
| 69J-43820-01          | 29 - 70     |
| 61A-43821-01          | 29 - 69     |
| 61A-43822-00          | 29 - 68     |
| 69J-43828-00          | 30 - 16     |
| 6H1-43829-00          | 30 - 19     |
| 69J-4382E-00          | 29 - 11     |
| 69J-43830-01          | 29 - 33     |
| 69J-43831-00          | 29 - 65     |
| 69J-43833-02          | 29 - 21     |
| 61A-43835-01          | 29 - 19     |
| 6CE-43840-00          | 29 - 2      |
| 6CJ-43841-00          | 29 - 42     |
| 6CJ-43843-00          | 29 - 53     |
| 6CJ-43844-00          | 29 - 50     |
| 6H1-43844-10          | 29 - 55     |
| 69J-43845-00          | 29 - 28     |
| 69A-4384F-00          | 29 - 39     |
| 69J-4384G-00          | 29 - 58     |
| 6H1-4384G-11          | 29 - 54     |
| 69J-4384H-00          | 29 - 10     |

| PART NO.<br>N° PIECES | REF.<br>NO. |
|-----------------------|-------------|
| 61A-4384H-10          | 29 - 73     |
| 6CJ-4384M-00          | 29 - 38     |
| 69J-43851-00          | 29 - 49     |
| 69J-43853-00          | 29 - 45     |
| 69J-43854-00          | 29 - 57     |
| 69J-43855-00          | 29 - 52     |
| 6H1-43856-10          | 29 - 56     |
| 61A-43861-00          | 29 - 14     |
|                       | 29 - 16     |
|                       | 29 - 66     |
| 69J-43861-00          | 30 - 6      |
| 6H1-43861-00          | 29 - 6      |
| 6D8-43863-00          | 29 - 27     |
| 61A-43864-00          | 29 - 72     |
| 60V-4386A-00          | 29 - 44     |
| 69J-4386K-00          | 30 - 10     |
| 61A-43871-00          | 29 - 15     |
| 69J-43871-00          | 29 - 61     |
| 6H1-43872-00          | 29 - 7      |
| 61A-43874-00          | 29 - 71     |
| 6H1-43875-00          | 29 - 29     |
| 6T4-43875-01          | 29 - 67     |
| 61A-43875-10          | 29 - 74     |
| 61A-43876-00          | 29 - 26     |
| 69J-43880-01          | 30 - 1      |
| 69J-43881-01          | 30 - 11     |
| 69J-43882-00          | 30 - 8      |
| 6H1-43883-00          | 29 - 43     |
| 69J-43886-00          | 30 - 7      |
| 69J-43888-00          | 30 - 17     |
| 69J-4388E-01          | 29 - 23     |
| 69J-4388F-00          | 30 - 14     |
| 69J-4388H-00          | 30 - 12     |
| 69J-4388J-00          | 29 - 20     |
| 69J-43891-00          | 30 - 9      |
| 6CJ-43893-00          | 29 - 46     |
| 69J-43894-00          | 29 - 41     |
| 69J-43899-01          | 29 - 31     |
| 61A-4389H-01          | 29 - 8      |
| 69J-4389J-00          | 29 - 32     |
|                       | 29 - 36     |
| 69J-44117-00          | 26 - 7      |
| 69J-44118-00          | 26 - 26     |
| 69J-44120-01          | 26 - 32     |
| 6P2-44121-00          | 26 - 21     |
| 69J-44122-00          | 26 - 22     |
| 6P2-44139-00          | 26 - 38     |
| 69J-44150-00          | 33 - 15     |

| PART NO.<br>N° PIECES | REF.<br>NO. |
|-----------------------|-------------|
| 69K-44150-00          | 35 - 17     |
| 69J-44176-01          | 26 - 9      |
| 703-44189-20          | 40 - 36     |
| 703-44189-30          | 40 - 42     |
| 6X3-44191-00          | 40 - 47     |
| 61A-44311-01          | 33 - 18     |
|                       | 35 - 20     |
| 6E5-44312-00          | 33 - 23     |
|                       | 35 - 25     |
|                       | 33 - 31     |
|                       | 35 - 33     |
|                       | 49 - 20     |
|                       | 49 - 32     |
| 61A-44322-02          | 33 - 19     |
|                       | 35 - 21     |
|                       | 49 - 27     |
| 6G5-44323-01          | 33 - 30     |
|                       | 35 - 32     |
|                       | 49 - 31     |
| 6E5-44352-01          | 33 - 24     |
|                       | 35 - 26     |
|                       | 49 - 30     |
| 6S1-44361-02          | 34 - 3      |
|                       | 36 - 3      |
| 6E5-44365-00          | 33 - 22     |
|                       | 34 - 1      |
|                       | 35 - 24     |
|                       | 36 - 1      |
|                       | 49 - 19     |
| 663-44366-00          | 33 - 6      |
|                       | 35 - 8      |
| 6E5-44366-00          | 34 - 2      |
|                       | 36 - 2      |
|                       | 49 - 25     |
| 6P2-44391-00          | 24 - 16     |
| 61A-44511-01          | 28 - 31     |
| 69J-44514-00          | 28 - 23     |
| 6G5-44526-00          | 27 - 3      |
| 69J-44532-00          | 28 - 26     |
| 69J-44533-00          | 28 - 30     |
| 68F-44533-01          | 3 - 36      |
| 69J-44551-00-8D       | 28 - 10     |
| 61A-44552-01-CA       | 28 - 21     |
| 60X-44555-00          | 28 - 13     |
| 61A-44575-00          | 28 - 12     |
| 69J-45111-10-8D       | 31 - 28     |
| 69J-45113-20          | 31 - 30     |
|                       | 49 - 10     |

| PART NO.<br>N° PIECES | REF.<br>NO. |
|-----------------------|-------------|
| 69J-45123-00          | 31 - 27     |
|                       | 49 - 9      |
| 69J-45127-00          | 31 - 26     |
|                       | 49 - 8      |
| 69J-45151-00-8D       | 25 - 8      |
| 69J-45152-10          | 31 - 34     |
| 61A-45155-00          | 31 - 38     |
| 69J-45181-10-9S       | 31 - 21     |
| 61A-45214-11          | 34 - 10     |
|                       | 36 - 10     |
| 61A-45215-11          | 34 - 11     |
|                       | 36 - 11     |
| 6G5-45251-02          | 1 - 16      |
|                       | 27 - 2      |
| 69J-45300-23-8D       | 33 - 1      |
| 69K-45300-23-8D       | 35 - 1      |
| 61A-45301-10-8D       | 33 - 2      |
|                       | 35 - 2      |
| 69J-45318-01          | 31 - 36     |
| 61A-45321-01          | 33 - 11     |
|                       | 35 - 13     |
| 61A-45331-00-9S       | 33 - 34     |
|                       | 35 - 36     |
| 69J-45332-00          | 33 - 60     |
| 69K-45332-00          | 35 - 62     |
| 688-45341-10          | 33 - 8      |
|                       | 35 - 10     |
| 6E5-45344-00          | 33 - 40     |
|                       | 35 - 42     |
| 69J-45361-00-8D       | 33 - 71     |
|                       | 35 - 76     |
| 61A-45371-00          | 1 - 19      |
|                       | 34 - 14     |
|                       | 36 - 14     |
| 69J-45375-00          | 34 - 9      |
|                       | 36 - 9      |
| 61A-45376-00          | 33 - 10     |
|                       | 35 - 12     |
| 61A-45378-00          | 31 - 43     |
| 61B-45383-00          | 35 - 67     |
| 69K-45384-00          | 35 - 68     |
| 69J-45501-00          | 33 - 43     |
|                       | 35 - 45     |
| 61A-45527-00          | 33 - 27     |
|                       | 35 - 29     |
| 61A-45538-00          | 33 - 26     |
|                       | 35 - 28     |
| 61B-45538-01          | 35 - 4      |

| PART NO.<br>N° PIECES | REF.<br>NO. |
|-----------------------|-------------|
| 6P2-45551-02          | 33 - 44     |
|                       | 35 - 46     |
| 6P3-45560-00          | 35 - 49     |
| 6P2-45560-01          | 33 - 47     |
| 61A-45567-00          | 33 - 5      |
|                       | 35 - 7      |
| 61A-45567-10          | 33 - 5      |
|                       | 35 - 7      |
| 61A-45567-20          | 33 - 5      |
|                       | 35 - 7      |
| 61A-45567-30          | 33 - 5      |
|                       | 35 - 7      |
| 61A-45567-40          | 33 - 5      |
|                       | 35 - 7      |
| 61A-45567-50          | 33 - 5      |
|                       | 35 - 7      |
| 61A-45567-60          | 33 - 5      |
|                       | 35 - 7      |
| 6P2-45571-00          | 33 - 62     |
| 6P3-45571-01          | 35 - 64     |
| 61A-45577-00          | 33 - 64     |
| 69K-45577-00          | 35 - 69     |
| 61A-45577-10          | 33 - 64     |
| 69K-45577-10          | 35 - 69     |
| 61A-45577-20          | 33 - 64     |
| 69K-45577-20          | 35 - 69     |
| 61A-45577-30          | 33 - 64     |
| 69K-45577-30          | 35 - 69     |
| 61A-45577-40          | 33 - 64     |
| 69K-45577-40          | 35 - 69     |
| 61A-45577-50          | 33 - 64     |
| 69K-45577-50          | 35 - 69     |
| 61A-45577-60          | 33 - 64     |
| 69K-45577-60          | 35 - 69     |
| 6K1-45578-01          | 35 - 66     |
| 6K1-45578-10          | 35 - 66     |
| 6K1-45578-20          | 35 - 66     |
| 6K1-45578-30          | 35 - 66     |
| 6K1-45578-40          | 35 - 66     |
| 6K1-45578-50          | 35 - 66     |
| 6K1-45578-60          | 35 - 66     |
| 61A-45587-00          | 33 - 37     |
|                       | 35 - 39     |
| 61A-45587-10          | 33 - 37     |
|                       | 35 - 39     |
| 61A-45587-20          | 33 - 37     |
|                       | 35 - 39     |
| 61A-45587-30          | 33 - 37     |
|                       | 35 - 39     |

| PART NO.<br>N° PIECES | REF.<br>NO. |
|-----------------------|-------------|
| 61A-45587-30          | 35 - 39     |
| 61A-45587-40          | 33 - 37     |
|                       | 35 - 39     |
| 61A-45587-50          | 33 - 37     |
|                       | 35 - 39     |
| 61A-45587-60          | 33 - 37     |
|                       | 35 - 39     |
| 69J-45611-00          | 33 - 48     |
| 69K-45611-00          | 35 - 50     |
| 69J-45631-00          | 33 - 52     |
|                       | 35 - 54     |
| 61A-45632-00          | 33 - 51     |
|                       | 35 - 53     |
| 61A-45633-00          | 33 - 53     |
|                       | 35 - 55     |
| 61A-45634-01          | 33 - 50     |
|                       | 35 - 52     |
| 61A-45635-00          | 33 - 55     |
|                       | 35 - 57     |
| 61B-45641-01          | 35 - 51     |
| 61A-45641-02          | 33 - 49     |
| 6H1-45668-00          | 33 - 54     |
|                       | 35 - 56     |
| 6CE-45930-00          | 34 - 21     |
| 6CF-45930-00          | 36 - 21     |
| 6CE-45932-00          | 34 - 21     |
| 6CF-45932-00          | 36 - 21     |
| 6CE-45934-00          | 34 - 21     |
| 6CF-45934-00          | 36 - 21     |
| 6CE-45970-00          | 34 - 21     |
| 6CF-45970-00          | 36 - 21     |
| 6K1-45970-01          | 36 - 23     |
| 6G5-45970-02          | 34 - 23     |
| 6R1-45970-A1          | 36 - 23     |
| 6R4-45970-A1          | 34 - 23     |
| 61A-45972-00          | 34 - 23     |
| 61B-45972-00          | 36 - 23     |
| 6CE-45972-00          | 34 - 21     |
| 6CF-45972-00          | 36 - 21     |
| 6K1-45972-01          | 36 - 23     |
| 6G5-45972-02          | 34 - 23     |
| 6R1-45972-A0          | 36 - 23     |
| 6R4-45972-A0          | 34 - 23     |
| 61A-45974-00          | 34 - 23     |
| 61B-45974-00          | 36 - 23     |
| 6CE-45974-00          | 34 - 21     |
| 6CF-45974-00          | 36 - 21     |
| 6K1-45974-02          | 36 - 23     |

NUMERICAL INDEX  
INDEX NUMERIQUE

| PART NO.<br>N° PIECES | REF.<br>NO. |
|-----------------------|-------------|
| 6G5-45974-03          | 34 - 23     |
| 6R1-45974-A0          | 36 - 23     |
| 6R1-45974-A0          | 34 - 23     |
| 6CE-45976-00          | 34 - 21     |
| 6CF-45976-00          | 36 - 21     |
| 6R1-45976-A0          | 36 - 23     |
| 6R4-45976-A0          | 34 - 23     |
| 61A-45978-00          | 34 - 23     |
| 61B-45978-00          | 36 - 23     |
| 6CE-45978-00          | 34 - 21     |
| 6CF-45978-00          | 36 - 21     |
| 6K1-45978-02          | 36 - 23     |
| 6G5-45978-03          | 34 - 23     |
| 6R1-45978-A0          | 36 - 23     |
| 6R4-45978-A0          | 34 - 23     |
| 69J-45987-00          | 34 - 16     |
|                       | 36 - 16     |
| 6CE-45997-00          | 34 - 17     |
|                       | 36 - 17     |
| 688-45997-01          | 34 - 17     |
|                       | 36 - 17     |
| 6BR-45B70-00          | 34 - 24     |
| 6BS-45B70-00          | 36 - 24     |
| 6BR-45B72-00          | 34 - 24     |
| 6BS-45B72-00          | 36 - 24     |
| 6BR-45B74-00          | 34 - 24     |
| 6BS-45B74-00          | 36 - 24     |
| 6CE-45C81-00          | 34 - 22     |
|                       | 36 - 22     |
| 6P2-46241-02          | 7 - 24      |
| 704-48119-41          | 41 - 68     |
| EL8-48127-00          | 41 - 23     |
| 704-48128-00          | 41 - 62     |
| 703-48128-10          | 40 - 39     |
| 703-48129-00          | 40 - 41     |
| 704-48129-00          | 41 - 2      |
| 704-48144-20          | 41 - 50     |
| 703-48152-10          | 40 - 6      |
| 703-48153-00          | 40 - 61     |
| 704-48153-00          | 41 - 55     |
| 704-48156-00          | 41 - 63     |
| EL8-48164-00          | 41 - 41     |
| 704-48166-00          | 41 - 56     |
| 704-48167-11          | 41 - 69     |
| 704-48176-10          | 41 - 51     |
| 704-48178-00          | 41 - 66     |
| 703-48189-00          | 40 - 19     |
| EL8-48191-00          | 41 - 16     |

| PART NO.<br>N° PIECES | REF.<br>NO. |
|-----------------------|-------------|
| 704-48192-00          | 41 - 44     |
| 704-48192-P0          | 41 - 52     |
| 703-48198-00          | 40 - 16     |
| 703-48207-21          | 39 - 1      |
|                       | 40 - 1      |
| 704-48207-P1          | 39 - 2      |
|                       | 41 - 1      |
| 703-48211-10          | 40 - 25     |
| 703-48212-10          | 40 - 26     |
| 703-48213-10          | 40 - 27     |
| 703-48215-10          | 40 - 46     |
| 704-48215-30          | 41 - 12     |
| 703-48219-10          | 40 - 34     |
| 704-48219-P0          | 41 - 49     |
| 703-48221-10          | 40 - 28     |
| 704-48221-P0          | 41 - 67     |
| 703-48222-20          | 40 - 31     |
| 704-48222-P0          | 41 - 32     |
| 703-48223-10          | 40 - 32     |
| 703-48225-10          | 40 - 33     |
| 6X3-48225-20          | 41 - 43     |
| 703-48227-00          | 40 - 30     |
| 704-48229-P1          | 41 - 35     |
| 704-48229-R0          | 41 - 60     |
| 704-48231-00          | 41 - 25     |
| 703-48232-00          | 40 - 2      |
| 704-48232-P1          | 41 - 40     |
| 704-48233-00          | 41 - 53     |
| 703-48234-00          | 40 - 20     |
| 704-48234-00          | 41 - 48     |
| 703-48235-00          | 40 - 5      |
| 704-48235-00          | 41 - 54     |
| 703-48236-00          | 40 - 18     |
| 703-48238-00          | 40 - 24     |
| 704-48238-00          | 41 - 39     |
| EL8-48241-00          | 41 - 26     |
| 704-48242-10          | 41 - 42     |
| 703-48243-00          | 40 - 17     |
| 703-48244-00          | 40 - 23     |
| EL8-48244-00          | 41 - 30     |
| 703-48245-00          | 40 - 13     |
| EL8-48245-00          | 41 - 31     |
| 701-48246-00          | 41 - 5      |
| 703-48246-00          | 40 - 29     |
| 701-48248-00          | 40 - 15     |
|                       | 41 - 38     |
| EL8-48251-00          | 41 - 3      |
| 703-48252-00          | 40 - 14     |

| PART NO.<br>N° PIECES | REF.<br>NO. |
|-----------------------|-------------|
| EL8-48254-00          | 41 - 27     |
| EL8-48259-00          | 41 - 7      |
| 704-48261-00          | 41 - 15     |
| 703-48261-01          | 40 - 4      |
| 704-48262-00          | 41 - 8      |
| 703-48264-00          | 40 - 8      |
| 704-48264-00          | 41 - 9      |
| 704-48265-00          | 41 - 4      |
| 703-48265-10          | 40 - 11     |
| 703-48268-00          | 40 - 7      |
| 703-48271-00          | 40 - 3      |
| 704-48271-00          | 41 - 22     |
| EL8-48279-00          | 41 - 47     |
| 703-48281-00          | 40 - 35     |
| 703-48281-00          | 41 - 13     |
| EL8-48281-00          | 41 - 11     |
| 704-48283-00          | 41 - 17     |
| 703-48284-10          | 40 - 58     |
| 704-48284-P0          | 41 - 57     |
| 704-48285-10          | 41 - 65     |
| 701-48287-00          | 40 - 45     |
| 704-48287-00          | 41 - 20     |
| 703-48293-10          | 40 - 44     |
| 701-48320-50          | 39 - 3      |
| 701-48320-60          | 39 - 3      |
| 701-48320-80          | 39 - 3      |
| 6E5-48344-00          | 26 - 5      |
|                       | 26 - 41     |
| 703-48345-01          | 40 - 21     |
|                       | 41 - 19     |
| 701-48350-00          | 39 - 3      |
| 701-48350-20          | 39 - 3      |
| 703-48358-00          | 40 - 22     |
|                       | 41 - 24     |
| 6P2-48531-00          | 26 - 1      |
| 63P-48538-00          | 26 - 3      |
| 6E5-61301-01          | 38 - 1      |
| 6E5-61303-00          | 38 - 5      |
| 6E5-61311-11          | 38 - 3      |
| 6E5-61313-00          | 38 - 2      |
| 6E5-61315-00          | 38 - 4      |
| 6E5-61350-02          | 37 - 1      |
| 6E5-61351-01          | 37 - 2      |
| 6E5-61355-00          | 37 - 5      |
| 6P2-81128-00          | 17 - 21     |
| 6P2-81332-00          | 17 - 15     |
| 6P2-81337-02          | 17 - 17     |
| 6P2-81443-00          | 17 - 3      |

| PART NO.<br>N° PIECES | REF.<br>NO. |
|-----------------------|-------------|
| 6P2-81450-00          | 17 - 1      |
| 6P2-81460-00          | 17 - 2      |
| 6P2-81614-10          | 20 - 2      |
| 6BR-81800-01          | 23 - 1      |
| 69J-81801-00          | 23 - 5      |
| 67F-81807-00          | 23 - 10     |
| 67F-81808-00          | 23 - 8      |
| 67F-81809-00          | 23 - 19     |
| 67F-81810-00          | 23 - 3      |
| 67F-81813-00          | 23 - 6      |
| 67F-81820-00          | 23 - 7      |
| 67F-81821-00          | 23 - 13     |
| 6K7-81826-11          | 23 - 24     |
| 69J-81828-00          | 23 - 25     |
| 67F-81830-00          | 23 - 17     |
| 67F-81832-00          | 23 - 11     |
| 67F-81836-00          | 23 - 12     |
| 6C5-81839-00          | 23 - 21     |
| 67F-8183R-00          | 23 - 15     |
| 60V-8183T-00          | 23 - 18     |
| 6P2-8183X-00          | 20 - 29     |
| 69J-81840-00          | 23 - 4      |
| 67F-81841-00          | 23 - 14     |
| 69J-81842-00          | 23 - 20     |
| 67F-81846-00          | 23 - 26     |
| 67F-81850-00          | 23 - 2      |
| 67F-81857-00          | 23 - 9      |
| 6C5-81869-00          | 23 - 23     |
| 67F-81891-00          | 23 - 16     |
| 6P2-81919-50          | 20 - 50     |
| 6P2-81919-60          | 17 - 22     |
| 6P2-81919-70          | 17 - 23     |
| 6Y8-81920-01          | 42 - 7      |
| 6Y8-81920-11          | 42 - 9      |
|                       | 43 - 1      |
| 6P2-81923-00          | 20 - 51     |
| 6P2-81925-01          | 20 - 13     |
| 63P-81941-00          | 23 - 22     |
| 6P2-81948-10          | 20 - 19     |
| 69J-81949-02          | 21 - 21     |
| 63P-81950-00          | 20 - 25     |
| 68V-81950-00          | 19 - 18     |
|                       | 44 - 9      |
| 704-81950-10          | 41 - 58     |
| 6P2-81952-00          | 19 - 17     |
| 6P2-81960-10          | 20 - 1      |
| 6P2-81972-00-9S       | 20 - 5      |
| 60V-81975-A0          | 20 - 4      |

| PART NO.<br>N° PIECES | REF.<br>NO. |
|-----------------------|-------------|
| 6EE-81994-40          | 17 - 25     |
| 6EE-81994-50          | 17 - 26     |
| 6AH-81996-60          | 24 - 60     |
| 6P2-82105-02          | 20 - 55     |
| 6P2-82113-00          | 20 - 41     |
| 6P2-82119-00          | 20 - 33     |
| 69J-82147-00          | 27 - 31     |
| 6E5-82148-00          | 27 - 8      |
| 6H1-82148-00          | 27 - 6      |
| 6E5-82149-00          | 28 - 16     |
| 6CB-82151-00          | 20 - 36     |
| 6G1-82151-00          | 42 - 14     |
| 6CB-82151-20          | 20 - 37     |
| 6CB-82151-30          | 20 - 38     |
| 6CB-82151-40          | 20 - 35     |
| 6P2-82170-20          | 20 - 34     |
| 6P2-82310-01          | 18 - 1      |
| 6P2-82314-10          | 19 - 13     |
| 6P2-82316-00          | 19 - 4      |
| 6A0-82317-00          | 19 - 10     |
| 663-82317-01          | 17 - 18     |
| 6P2-82380-00          | 10 - 10     |
| 6P2-82389-10          | 3 - 56      |
| 6Y8-82507-00          | 44 - 10     |
| 6Y8-82510-03          | 44 - 3      |
| 703-82510-44          | 40 - 48     |
| 6Y8-82521-11          | 42 - 11     |
| 6Y8-82521-51          | 42 - 12     |
| 703-82531-00          | 40 - 51     |
| 6K1-82532-00          | 40 - 50     |
| 6YC-82532-00          | 42 - 5      |
| 703-82532-00          | 44 - 5      |
| 703-82540-00          | 40 - 55     |
| 704-82540-30          | 41 - 10     |
| 6P3-82553-00          | 21 - 15     |
| 6Y8-82553-21          | 43 - 2      |
| 6Y8-82553-31          | 42 - 10     |
| 6P2-82554-00          | 24 - 23     |
| 682-82556-00          | 40 - 53     |
| 6P2-82560-01          | 44 - 7      |
| 69J-82563-01          | 3 - 54      |
| 703-82563-20          | 21 - 14     |
| 704-82563-51          | 40 - 57     |
| 704-82563-H1          | 41 - 34     |
| 704-82563-J1          | 41 - 61     |
|                       | 41 - 64     |

NUMERICAL INDEX  
INDEX NUMERIQUE

| PART NO.<br>N° PIECES | REF.<br>NO. |
|-----------------------|-------------|
| 6Y8-82570-04          | 44 - 1      |
| 6Y8-82571-01          | 44 - 2      |
| 6K1-82575-01          | 44 - 6      |
| 688-82575-02          | 40 - 52     |
| 703-82577-00          | 40 - 49     |
| 676-82577-01          | 44 - 4      |
| 6P2-8257V-00          | 17 - 4      |
| 64D-82581-00          | 44 - 11     |
| 6DA-82582-00          | 21 - 2      |
| 6DA-82582-10          | 21 - 3      |
| 6Y8-82582-11          | 21 - 4      |
| 69J-82587-00          | 42 - 15     |
| 6E5-82588-00          | 21 - 18     |
| 61A-82588-01          | 24 - 19     |
| 6P2-82588-10          | 26 - 16     |
| 6P2-82589-10          | 3 - 55      |
| 6P2-8258A-00          | 21 - 6      |
| 61B-8258A-01          | 10 - 23     |
| 688-8258A-20          | 44 - 19     |
| 704-82590-10          | 40 - 54     |
| 6P2-82590-61          | 41 - 59     |
| 703-82591-00          | 21 - 1      |
| 703-82592-00          | 40 - 59     |
| 6P2-82594-00          | 40 - 60     |
| 704-82594-00          | 24 - 56     |
| 60V-8259F-00          | 41 - 33     |
| 69J-8259F-00          | 26 - 14     |
| 6P2-8259M-10          | 26 - 15     |
| 6R5-83383-00          | 20 - 49     |
| 703-83383-11          | 44 - 8      |
| 6YC-83512-00          | 40 - 56     |
| 6Y8-83553-01          | 42 - 2      |
| 6E5-83558-00          | 42 - 13     |
| 6Y8-8356N-01          | 31 - 40     |
| 6P2-83597-00          | 704 - 6     |
| 69J-83614-10          | 3 - 58      |
| 6P2-83635-00          | 21 - 19     |
| 6AW-83651-00          | 19 - 20     |
| 6P2-83652-00          | 3 - 57      |
| 6AW-8366B-01          | 47 - 3      |
| 6P2-82560-01          | 22 - 1      |
| 69J-82563-01          | 45 - 2      |
| 703-82563-20          | 46 - 2      |
| 704-82563-51          | 46 - 3      |
| 704-82563-H1          | 45 - 3      |
| 704-82563-J1          | 46 - 3      |
|                       | 22 - 2      |
|                       | 45 - 5      |
|                       | 24 - 51     |

| PART NO.<br>N° PIECES | REF.<br>NO. |
|-----------------------|-------------|
| 69J-83672-11          | 28 - 1      |
| 6YC-83710-00          | 42 - 1      |
| 6Y8-85371-01          | 18 - 7      |
| 6CB-85544-10          | 18 - 11     |
| 689-85547-00          | 42 - 8      |
| 6P2-85580-00          | 20 - 39     |
| 6P2-85722-00          | 15 - 1      |
| 6P2-85780-00          | 17 - 6      |
| 61A-85790-00          | 21 - 10     |
| 63P-85886-00          | 3 - 59      |
| 6P2-85896-00          | 18 - 4      |
| 6P2-85897-00          | 18 - 4      |
| 6AL-8591A-14          | 8 - 31      |
| GAS-8591A-14          | 18 - 6      |
| 6C5-86120-00          | 19 - 1      |
| 6CB-86120-00          | 10 - 20     |
| 6YC-87278-00          | 6 - 19      |
| 6P2-8A410-01          | 42 - 3      |
| 63P-8A4L0-10          | 26 - 37     |
| 63P-8A4L2-03          | 46 - 1      |
| K0F-A3741-00          | 45 - 1      |
| K0F-A3742-00          | 7 - 5       |
| K0F-A3743-00          | 7 - 6       |
| K0F-A3751-00          | 7 - 3       |
| K0F-A3751-10          | 7 - 8       |
| K0F-A3751-20          | 7 - 8       |
| K0F-A3751-30          | 7 - 8       |
| K0F-A3751-40          | 7 - 8       |
| K0F-A3751-50          | 7 - 8       |
| K0F-A3751-60          | 7 - 8       |
| K0F-A3751-70          | 7 - 8       |
| K0F-A3751-80          | 7 - 8       |
| K0F-A3751-90          | 7 - 8       |
| K0F-A3751-A0          | 7 - 8       |
| K0F-A3751-B0          | 7 - 8       |
| K0F-A3751-C0          | 7 - 8       |
| K0F-A3751-D0          | 7 - 8       |
| K0F-A3751-E0          | 7 - 8       |
| K0F-A3751-F0          | 7 - 8       |
| K0F-A3751-G0          | 7 - 8       |
| K0F-A3751-H0          | 7 - 8       |
| K0F-A3751-J0          | 7 - 8       |
| K0F-A3751-K0          | 7 - 8       |
| K0F-A3751-L0          | 7 - 8       |
| K0F-A3751-M0          | 7 - 8       |
| K0F-A3751-N0          | 7 - 8       |
| K0F-A3751-P0          | 7 - 8       |
| K0F-A3751-R0          | 7 - 8       |
| K0F-A3751-S0          | 7 - 8       |
| K0F-A3751-T0          | 7 - 8       |
| K0F-A3753-00          | 7 - 8       |
| K0F-A3753-10          | 7 - 8       |
| K0F-A3753-20          | 7 - 8       |
| K0F-A3753-30          | 7 - 8       |
| K0F-A3753-40          | 7 - 8       |
| K0F-A3753-50          | 7 - 8       |
| K0F-A3753-60          | 7 - 8       |
| K0F-A3753-70          | 7 - 8       |
| 6P2-W0001-03          | 48 - 1      |
| 69J-W0001-22          | 49 - 1      |
| 61A-W0078-A3          | 1 - 20      |
| 6P2-W009A-04-9S       | 49 - 26     |
| 6P2-W009C-04-9S       | 5 - 1       |
| 90101-09M70           | 5 - 9       |
| 90101-12047           | 38 - 9      |
| 90101-12M05           | 27 - 46     |
| 90101-14002           | 27 - 46     |
| 90101-14003           | 28 - 17     |
| 90105-05012           | 28 - 27     |
| 90105-06035           | 3 - 25      |
| 90105-06M07           | 3 - 64      |
| 90105-06M09           | 6 - 21      |
| 90105-08049           | 5 - 19      |
| 90105-10M00           | 3 - 14      |
| 90109-06M80           | 6 - 18      |
| 90109-06M81           | 33 - 68     |
| 90109-06M82           | 35 - 73     |
| 90109-06M86           | 34 - 15     |
| 90109-08M10           | 36 - 15     |
| 90109-08M14           | 3 - 23      |
| 90109-08M22           | 3 - 62      |
| 90109-08M66           | 22 - 4      |
| 90109-08M91           | 24 - 20     |
| 90109-10007           | 45 - 6      |
| 90109-10024           | 24 - 5      |
| 90109-10050           | 24 - 28     |
|                       | 24 - 37     |
|                       | 24 - 48     |
|                       | 21 - 20     |
|                       | 24 - 22     |
|                       | 24 - 24     |
|                       | 24 - 45     |
|                       | 24 - 52     |
|                       | 24 - 57     |

| PART NO.<br>N° PIECES | REF.<br>NO. |
|-----------------------|-------------|
| 90109-06M86           | 26 - 2      |
| 90109-06MA1           | 17 - 20     |
| 90109-08019           | 26 - 12     |
| 90110-06038           | 8 - 5       |
| 90110-06150           | 5 - 40      |
| 90111-06142           | 5 - 45      |
| 90111-06144           | 25 - 5      |
| 90116-10027           | 25 - 4      |
| 90119-06025           | 3 - 12      |
| 90119-06027           | 3 - 51      |
| 90119-06122           | 6 - 13      |
| 90119-06126           | 12 - 11     |
| 90119-06M10           | 26 - 40     |
| 90119-06M17           | 33 - 14     |
| 90119-06M24           | 35 - 16     |
| 90119-06M35           | 15 - 13     |
| 90119-06M59           | 31 - 45     |
| 90119-06M92           | 8 - 10      |
| 90119-06M95           | 8 - 24      |
| 90119-06MA3           | 10 - 16     |
| 90119-06MA4           | 19 - 12     |
| 90119-06MA5           | 19 - 16     |
| 90119-06MA6           | 20 - 24     |
| 90119-07001           | 20 - 6      |
| 90119-07234           | 3 - 19      |
| 90119-07235           | 20 - 7      |
| 90119-07235           | 8 - 12      |
| 90119-07235           | 5 - 7       |
| 90119-07235           | 5 - 8       |
| 90119-07235           | 5 - 15      |
| 90119-08009           | 5 - 14      |
| 90119-08021           | 3 - 11      |
| 90119-08102           | 5 - 26      |
| 90119-08M14           | 5 - 31      |
| 90119-08M22           | 31 - 2      |
| 90119-08M66           | 33 - 33     |
| 90119-08M91           | 35 - 35     |
| 90119-10007           | 49 - 34     |
| 90119-10024           | 24 - 10     |
| 90119-10050           | 24 - 10     |
|                       | 3 - 7       |
|                       | 5 - 25      |
|                       | 5 - 30      |
|                       | 31 - 31     |
|                       | 27 - 28     |
|                       | 28 - 22     |
|                       | 28 - 32     |
|                       | 7 - 21      |

| PART NO.<br>N° PIECES | REF.<br>NO. |
|-----------------------|-------------|
| 90119-10M07           | 7 - 28      |
| 90119-10MA2           | 34 - 8      |
| 90149-05M05           | 36 - 8      |
| 90151-06M02           | 44 - 15     |
| 90152-05003           | 6 - 11      |
| 90155-10004           | 34 - 12     |
| 90170-09M05           | 36 - 12     |
| 90170-14M06           | 5 - 24      |
| 90170-16M19           | 5 - 29      |
| 90171-18M04           | 38 - 10     |
| 90173-06001           | 38 - 6      |
| 90179-06M28           | 38 - 6      |
| 90179-08003           | 33 - 46     |
| 90179-24002           | 35 - 48     |
| 90183-02M03           | 34 - 19     |
| 90185-05002           | 36 - 19     |
| 90185-09M01           | 25 - 2      |
| 90185-14M00           | 2 - 4       |
| 90185-22M11           | 23 - 29     |
| 90201-02M00           | 17 - 14     |
| 90201-06068           | 33 - 57     |
| 90201-08023           | 35 - 59     |
| 90201-09M02           | 34 - 13     |
| 90201-10M01           | 36 - 13     |
| 90201-10M20           | 37 - 6      |
| 90201-10M76           | 38 - 11     |
| 90201-12426           | 28 - 19     |
| 90201-13M01           | 28 - 28     |
| 90201-15M58           | 27 - 23     |
| 90201-16015           | 33 - 56     |
| 90201-16016           | 35 - 58     |
| 90201-16M00           | 24 - 35     |
| 90201-186F1           | 24 - 43     |
| 90201-22M01           | 33 - 69     |
|                       | 35 - 74     |
|                       | 26 - 35     |
|                       | 7 - 29      |
|                       | 37 - 7      |
|                       | 38 - 8      |
|                       | 27 - 48     |
|                       | 27 - 47     |
|                       | 28 - 18     |
|                       | 28 - 24     |
|                       | 28 - 15     |
|                       | 33 - 45     |
|                       | 35 - 47     |
|                       | 6 - 15      |
|                       | 48 - 9      |
|                       | 33 - 28     |

| PART NO.<br>N° PIECES | REF.<br>NO. |
|-----------------------|-------------|
| 90201-22M01           | 35 - 30     |
| 90201-24014           | 17 - 13     |
| 90201-26M59           | 27 - 22     |
| 90201-31M00           | 33 - 63     |
| 90201-40M00           | 28 - 6      |
| 90202-08M20           | 26 - 23     |
| 90202-28M46           | 28 - 25     |
| 90202-32M19           | 28 - 14     |
| 90202-40M47           | 28 - 9      |
| 90206-14N50           | 30 - 2      |
| 90206-15M18           | 24 - 32     |
|                       | 24 - 40     |
| 90206-22M19           | 33 - 29     |
|                       | 35 - 31     |
|                       | 27 - 38     |
| 90249-06M19           | 24 - 50     |
| 90269-05005           | 33 - 25     |
| 90280-04M05           | 35 - 27     |
|                       | 49 - 35     |
|                       | 17 - 12     |
| 90280-05015           | 33 - 7      |
| 90340-08002           | 35 - 9      |
|                       | 35 - 9      |
| 90340-14M06           | 32 - 6      |
|                       | 47 - 1      |
| 90340-18M09           | 6 - 14      |
| 90344-51019           | 5 - 4       |
|                       | 5 - 12      |
| 90386-06M12           | 26 - 25     |
| 90386-10M16           | 27 - 36     |
| 90386-12069           | 26 - 11     |
| 90386-15M73           | 24 - 31     |
|                       | 24 - 39     |
| 90386-18M14           | 27 - 44     |
|                       | 29 - 24     |
|                       | 27 - 43     |
| 90386-18M63           | 27 - 43     |
| 90386-25M31           | 27 - 21     |
| 90386-39M89           | 28 - 7      |
| 90386-90M90           | 26 - 34     |
| 90387-06037           | 31 - 11     |
| 90387-06044           | 19 - 14     |
| 90387-06119           | 19 - 11     |
|                       | 20 - 23     |
| 90387-06263           | 32 - 9      |
| 90387-06289           | 10 - 18     |
|                       | 15 - 15     |
| 90387-06M26           | 21 - 7      |
| 90387-08M37           | 24 - 12     |
| 90387-10M05           | 27 - 39     |

| PART NO.<br>N° PIECES | REF.<br>NO. |
|-----------------------|-------------|
| 90387-10M61           | 37 - 3      |
| 90430-05002           | 3 - 26      |
|                       | 3 - 65      |
|                       | 48 - 12     |
| 90430-06M03           | 5 - 20      |
| 90430-08003           | 1 - 18      |
|                       | 33 - 9      |
|                       | 35 - 11     |
|                       | 49 - 14     |
| 90430-14115           | 45 - 4      |
|                       | 46 - 4      |
|                       | 47 - 2      |
| 90430-14M09           | 1 - 17      |
|                       | 32 - 7      |
|                       | 49 - 12     |
| 90445-07010           | 31 - 42     |
| 90445-07017           | 45 - 8      |
| 90445-07046           | 31 - 42     |
| 90445-09040           | 9 - 1       |
| 90445-09041           | 9 - 12      |
| 90445-09097           | 9 - 14      |
| 90445-09220           | 9 - 15      |
| 90445-09224           | 9 - 13      |
| 90445-09304           | 9 - 32      |
| 90445-11028           | 25 - 17     |
| 90445-11182           | 2 - 20      |
| 90445-11699           | 2 - 19      |
| 90445-11M27           | 2 - 18      |
| 90445-11M47           | 25 - 11     |
| 90445-13511           | 15 - 3      |
| 90446-10M01           | 9 - 9       |
| 90447-07002           | 22 - 5      |
| 90447-07013           | 45 - 9      |
| 90447-13009           | 25 - 12     |
| 90462-08026           | 20 - 43     |
| 90462-08032           | 18 - 12     |
| 90462-20001           | 24 - 21     |
| 90464-06001           | 17 - 5      |
| 90464-09010           | 26 - 20     |
| 90464-09013           | 9 - 26      |
| 90464-09M47           | 24 - 25     |
| 90464-10M57           | 21 - 16     |
| 90464-11121           | 19 - 6      |
| 90464-12009           | 14 - 16     |
|                       | 15 - 20     |
|                       | 15 - 23     |
| 90464-12010           | 14 - 14     |
|                       | 15 - 21     |

NUMERICAL INDEX  
INDEX NUMERIQUE

| PART NO.<br>N° PIECES | REF.<br>NO. |
|-----------------------|-------------|
| 90464-12012           | 14 - 1      |
|                       | 14 - 17     |
| 90464-12012           | 19 - 7      |
|                       | 19 - 22     |
| 90464-14010           | 21 - 12     |
| 90464-18004           | 11 - 21     |
|                       | 11 - 22     |
|                       | 20 - 12     |
|                       | 24 - 53     |
|                       | 25 - 20     |
| 90464-18005           | 14 - 15     |
| 90464-19M45           | 19 - 5      |
|                       | 21 - 9      |
| 90464-20011           | 8 - 29      |
| 90464-20024           | 15 - 22     |
| 90464-20258           | 24 - 55     |
| 90464-21002           | 9 - 35      |
| 90464-23199           | 19 - 9      |
| 90464-60067           | 9 - 10      |
|                       | 9 - 33      |
| 90464-99004           | 8 - 23      |
| 90465-06M86           | 26 - 19     |
| 90465-08M83           | 27 - 17     |
|                       | 27 - 25     |
| 90465-11M10           | 3 - 60      |
|                       | 8 - 30      |
|                       | 9 - 4       |
|                       | 9 - 11      |
|                       | 9 - 27      |
|                       | 9 - 28      |
|                       | 9 - 29      |
|                       | 9 - 31      |
|                       | 15 - 5      |
|                       | 15 - 19     |
|                       | 15 - 24     |
|                       | 15 - 24     |
|                       | 22 - 3      |
|                       | 24 - 14     |
|                       | 25 - 18     |
|                       | 26 - 18     |
|                       | 27 - 24     |
|                       | 31 - 41     |
|                       | 31 - 41     |
|                       | 45 - 7      |
| 90465-11M59           | 3 - 33      |
| 90465-13M18           | 8 - 20      |
|                       | 20 - 16     |
|                       | 20 - 20     |

| PART NO.<br>N° PIECES | REF.<br>NO. |
|-----------------------|-------------|
| 90465-13M18           | 21 - 13     |
| 90465-14M66           | 19 - 8      |
|                       | 20 - 21     |
|                       | 21 - 5      |
|                       | 21 - 8      |
| 90467-08M18           | 5 - 47      |
|                       | 9 - 30      |
|                       | 9 - 36      |
|                       | 47 - 6      |
| 90467-09M03           | 9 - 5       |
| 90467-09M09           | 9 - 37      |
| 90468-18008           | 26 - 6      |
|                       | 26 - 24     |
|                       | 26 - 42     |
|                       | 10 - 17     |
|                       | 17 - 19     |
|                       | 15 - 14     |
|                       | 25 - 6      |
|                       | 24 - 11     |
|                       | 33 - 58     |
|                       | 35 - 60     |
|                       | 33 - 17     |
|                       | 35 - 19     |
|                       | 26 - 29     |
|                       | 27 - 41     |
|                       | 24 - 46     |
|                       | 26 - 13     |
|                       | 37 - 4      |
|                       | 29 - 59     |
|                       | 29 - 64     |
|                       | 26 - 36     |
|                       | 34 - 20     |
|                       | 36 - 20     |
|                       | 26 - 4      |
|                       | 26 - 31     |
|                       | 27 - 40     |
|                       | 6 - 12      |
|                       | 5 - 6       |
|                       | 5 - 13      |
|                       | 3 - 4       |
|                       | 41 - 28     |
|                       | 44 - 13     |
|                       | 20 - 28     |
|                       | 20 - 54     |
|                       | 23 - 28     |
|                       | 5 - 36      |
|                       | 44 - 17     |
|                       | 41 - 36     |

| PART NO.<br>N° PIECES | REF.<br>NO. |
|-----------------------|-------------|
| 92990-05600           | 44 - 18     |
| 92990-06100           | 2 - 8       |
| 92990-06300           | 41 - 46     |
| 92990-08600           | 40 - 38     |
| 92990-10600           | 18 - 5      |
| 92990-18200           | 34 - 18     |
|                       | 36 - 18     |
| 92995-06100           | 17 - 10     |
|                       | 20 - 31     |
|                       | 20 - 47     |
| 92995-06600           | 2 - 12      |
|                       | 3 - 28      |
|                       | 3 - 38      |
|                       | 3 - 45      |
|                       | 15 - 17     |
|                       | 17 - 11     |
|                       | 18 - 3      |
|                       | 18 - 9      |
|                       | 19 - 3      |
|                       | 19 - 24     |
|                       | 20 - 32     |
|                       | 20 - 45     |
|                       | 20 - 48     |
|                       | 27 - 5      |
|                       | 27 - 10     |
|                       | 27 - 19     |
|                       | 27 - 27     |
|                       | 31 - 13     |
| 92995-08600           | 20 - 15     |
|                       | 20 - 18     |
|                       | 33 - 42     |
|                       | 33 - 73     |
|                       | 35 - 44     |
|                       | 35 - 78     |
| 92995-10100           | 34 - 6      |
|                       | 36 - 6      |
| 92995-10600           | 34 - 7      |
|                       | 36 - 7      |
| 92995-14600           | 28 - 20     |
|                       | 28 - 29     |
| 93101-28M16           | 33 - 35     |
|                       | 35 - 37     |
|                       | 49 - 21     |
| 93101-30M17           | 33 - 66     |
|                       | 35 - 71     |
|                       | 49 - 23     |
| 93102-38008           | 7 - 23      |
|                       | 48 - 19     |

| PART NO.<br>N° PIECES | REF.<br>NO. |
|-----------------------|-------------|
| 93102-63004           | 4 - 3       |
|                       | 48 - 18     |
| 93106-09014           | 33 - 13     |
|                       | 35 - 15     |
|                       | 49 - 16     |
| 93106-19N50           | 29 - 5      |
| 93210-064A5           | 29 - 51     |
| 93210-08391           | 29 - 48     |
| 93210-09165           | 26 - 33     |
|                       | 30 - 18     |
| 93210-16275           | 37 - 9      |
| 93210-17239           | 29 - 22     |
| 93210-19MJ1           | 3 - 41      |
|                       | 48 - 15     |
| 93210-19MJ3           | 8 - 26      |
|                       | 32 - 21     |
|                       | 48 - 22     |
| 93210-24M79           | 3 - 53      |
|                       | 48 - 23     |
| 93210-25552           | 3 - 40      |
|                       | 32 - 18     |
|                       | 48 - 14     |
| 93210-25647           | 3 - 43      |
|                       | 48 - 16     |
| 93210-28543           | 31 - 9      |
|                       | 49 - 2      |
| 93210-347A1           | 31 - 8      |
|                       | 49 - 3      |
| 93210-35321           | 28 - 8      |
| 93210-37160           | 33 - 21     |
|                       | 35 - 23     |
|                       | 49 - 18     |
|                       | 49 - 29     |
| 93210-55M14           | 33 - 39     |
|                       | 35 - 41     |
|                       | 49 - 22     |
| 93210-64488           | 33 - 12     |
|                       | 35 - 14     |
|                       | 49 - 15     |
| 93210-66001           | 30 - 15     |
| 93210-86M38           | 33 - 20     |
|                       | 35 - 22     |
|                       | 49 - 17     |
|                       | 49 - 28     |
| 93211-04384           | 33 - 67     |
|                       | 35 - 72     |
|                       | 49 - 24     |
| 93306-210U0           | 33 - 61     |

