

**PARTS
CATALOGUE
CATALOGUE
DE PIÈCES DÉTACHÉES**

F15C'15 (6AGA)
F20B'15 (6AHA)

1P6AG-300F1

()



2020/2/3

NEWS NO.	DATE	COMMENT
PE0-OM-150015	JUL.,2,2015	MOD:F15CMH/F20BMH TOP COWLING, STARTER LIST/ILLUST. REVISION
PE0-OM-150030	Oct.,5/2015	MOD:F15C/F20B FIG.3,10 LIST/ILLUSTRATION REVISION
PE0-OM-200002	Jan.,28,2020	MOD:F13.5B/F15C/F20B(6AF/6AG/6AH) CRANKSHAFT & PISTON LIST REVISION

F15C/F20B
PARTS CATALOGUE
©2015 by Yamaha Motor Co., Ltd.
1st edition, February 2015
All rights reserved.
Any reprinting or unauthorized use
without the written permission of
Yamaha Motor Co., Ltd.
is expressly prohibited.
Printed in Japan.

F15C/F20B
CATALOGUE DE PIECES DETACHEES
©2015 par Yamaha Motor Co., Ltd.
1^{re} édition, février 2015
Tous droits réservés
Toute réimpression ou utilisation
non autorisée sans la permission écrite
de la Yamaha Motor Co., Ltd.
est formellement interdite.
Imprimé au Japon

FOREWORD

This Parts Catalogue is related to the parts for the model(s) on the cover page. When you are ordering replacement parts, please refer to this Parts Catalogue and quote both part numbers and part names correctly.

1. Modifications or additions which have been made after the issue of the Parts Catalogue will be announced in the Parts News. It is advisable that you make the necessary corrections to the Parts Catalogue according to the Parts News.

2. Abbreviations
The following abbreviations are used in this Parts Catalogue.

- “UR” Use specified parts number.
- “UN” Use as many as needed.
- “AP” Alternate Parts
- “LM” Locally Made (Parts need to be ordered locally)
- “F#” Frame No. (Applicable machine No.)
- “O/S” Over Size

3. The number of components for assembly

- Parts, which are to be supplied in an assembly, are listed with a dot (.) in front of the part name as shown below.
- The numeral appearing to the right of each component part indicates the quantity of parts for each assembly unit.

PART NO.	DESCRIPTION	Q'TY	REMARKS
2F5-83310-60	FRONT FLASHER LIGHT ASSY	2	
115-83311-60	.BULB (6V-18W)	1	

4. Applicable colours of graphics are represented in the “REMARKS” as shown below.

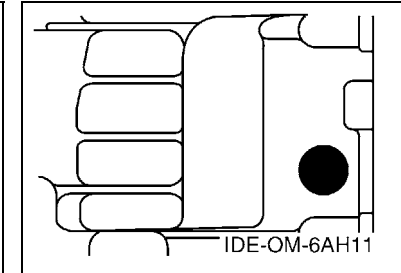
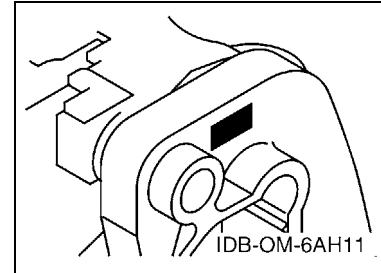
PART NO.	DESCRIPTION	Q'TY	REMARKS
2N4-24110-00-X5	FUEL TANK COMP.	2	MXR
3J1-24240-10	.GRAPHIC, FUEL TANK	1	FOR MXR

5. Note that the illustrations for reference in finding parts numbers are not to be used for assembling. When assembling, please use the applicable service manual.

6. The asterisk (*) before a reference number indicates modified items after the first edition.

7. Applicable Serial No.

Engine Serial No.



8. Applicable Engine Starting Serial No.

Model	Serial No.	Model	Serial No.
F15C	6AGK-1041947	F20B	6AHK-1053997

9. Applicable Colour Code

Abbreviation	Colour Name	Colour Code
DBNM2	DARK BLUIISH GRAY METALLIC 2	004D

10. Quantity Column Information

Column No.	Name Of Q'ty Column	Applicable Model
1	MH	F15CMH,F20BMH
2	EH	F15CEH,F20BEH
3	E	F15CE,F20BE
4	EP	F15CEP,F20BEP

AVANT-PROPOS

Ce catalogue de pièces détachées concerne les pièces pour le(s) modèle(s) indiqué(s) sur la page de couverture. Lorsque vous commandez des pièces de rechange, veuillez vous référer à ce catalogue de pièces détachées et indiquer clairement les numéros et les noms des pièces détachées.

1. Les modifications ou ajouts ayant été effectués après la parution du catalogue de pièces détachées seront décrits dans les Bulletins d'information concernant les pièces détachées.

Il est recommandé que vous apportiez les corrections nécessaires au catalogue des pièces détachées en vous référant aux Bulletins d'information.

2. Abréviations

Dans ce catalogue, les abréviations suivantes sont utilisées:

“UR” Utiliser le numéro de pièces spécifié.

“UN” Utiliser autant que nécessaire.

“AP” Pièces de substitution

“LM” Fabrication locale (les pièces doivent être commandées localement.)

“F#” N° de cadre (applicable au N° de série)

“O/S” Surdimensionné

3. Nombre de pièces d'un assemblage

- Les pièces fournies comme composants d'un assemblage sont précédées d'un point (.) de la manière indiquée ci-dessous.
- Le chiffre apparaissant à la droite de chaque composant indique la quantité de pièces pour chaque unité d'assemblage.

N° PIECES	DESCRIPTION	QTE	REMARQUES
2F5-83310-60	ENS. CLIGNOTANT AVANT	2	
115-83311-60	.AMPOULE (6V-18W)	1	

4. Les couleurs concernant les graphiques sont indiquées dans la colonne “REMARQUES”, comme indiqué ci-dessous.

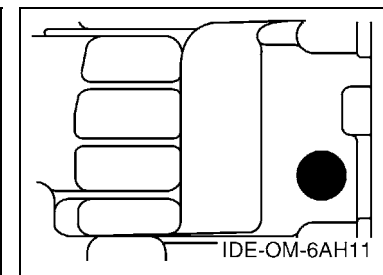
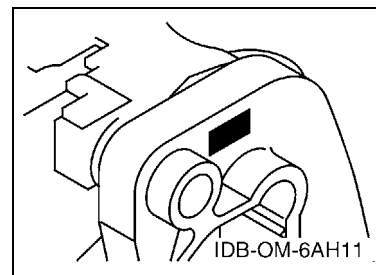
N° PIECES	DESCRIPTION	QTE	REMARQUES
2N4-24110-00-X5	RESERVOIR A ESSENCE.	2	MXR
3J1-24240-10	.GRAPHIQUE	1	POUR MXR

5. Veuillez noter que les illustrations sont indiquées à titre de référence pour trouver les numéros de pièces, non pour être utilisées lors de l'assemblage. Lors de l'assemblage, veuillez utiliser le manuel d'entretien adéquat.

6. L'astérisque (*) placé devant un numéro de référence indique des éléments qui ont été modifiés après la première édition.

7. N° de série applicable

N° de Série du moteur



8. N° de série initial du moteur applicable

Modèle	N° de série	Modèle	N° de série
F15C	6AGK-1041947	F20B	6AHK-1053997

9. Code couleur applicable

Abréviation	Nom de la couleur	Code couleur
DBNM2	DARK BLUISH GRAY METALLIC 2	004D

10. Informations relatives à la colonne Quantité

N° de la colonne	Nom de la colonne Qté	Modèle applicable
1	MH	F15CMH,F20BMH
2	EH	F15CEH,F20BEH
3	E	F15CE,F20BE
4	EP	F15CEP,F20BEP

CONTENTS

SCHEDULED SERVICE PARTS	1
TOP COWLING	2
CYLINDER & CRANKCASE 1	3
CRANKSHAFT & PISTON	5
CYLINDER & CRANKCASE 2	6
VALVE	7
INTAKE	8
CARBURETOR	9
OIL PUMP	11
FUEL	12
STARTER	14
GENERATOR	16
ELECTRICAL 1	17
ELECTRICAL 2	19
ELECTRICAL 3	21
ELECTRICAL 4	22
ELECTRICAL 5	24
STARTING MOTOR	25
BOTTOM COWLING	26
STEERING	29
STEERING FRICTION	31
CONTROL 1	32
CONTROL 2	34
REMO CON ATTACHMENT	36
BRACKET 1	37
BRACKET 2	39
BRACKET 3	41
POWER TILT ASSY	43
UPPER CASING	46
OIL PAN	47
LOWER CASING & DRIVE 1	48
LOWER CASING & DRIVE 2	51
FUEL TANK 1	53
FUEL TANK 2	54
STEERING GUIDE	55
REMOTE CONTROL BOX	56
REMOTE CONTROL ASSY 1	57
REMOTE CONTROL ASSY 2	60
REPAIR KIT 1	63
REPAIR KIT 2	64
REPAIR KIT 3	65

INDEX

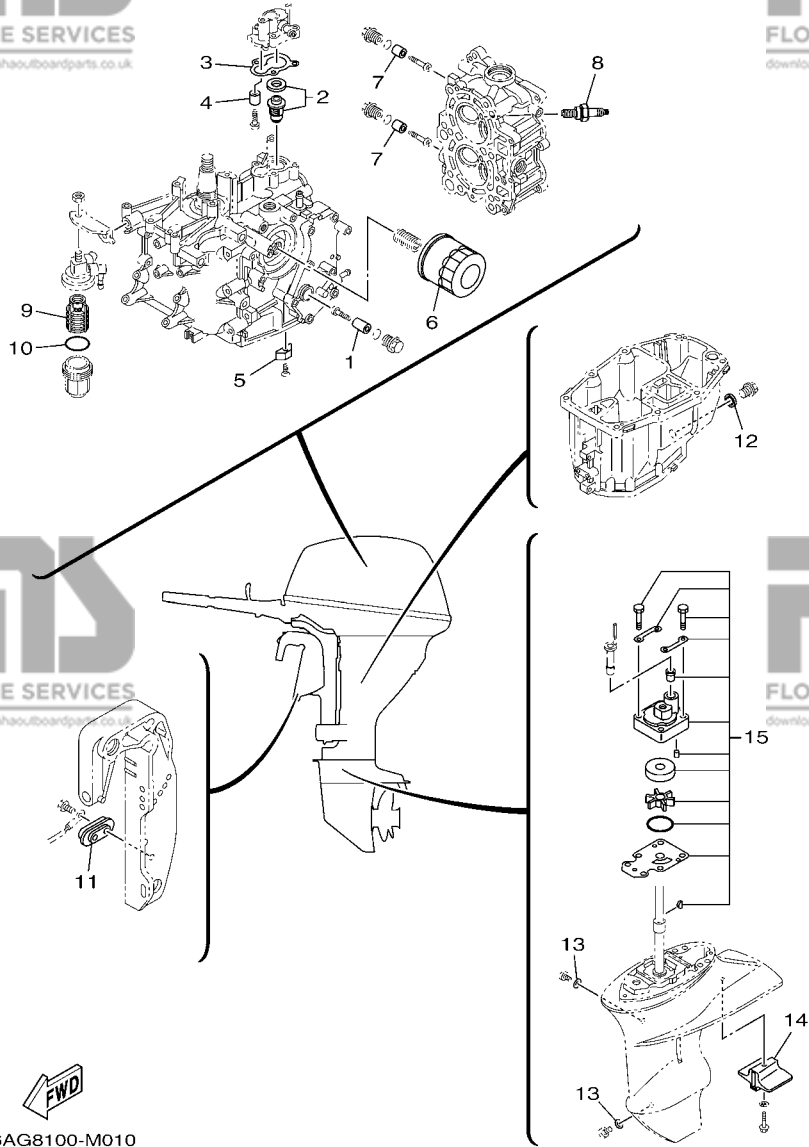
NUMERICAL INDEX	67
-----------------------	----

TABLE DES MATIERES

PIECES MAINTENANCE PERIODIQUE	1
CAPOT SUPERIEUR	2
CYLINDRE & CARTER 1	3
VILEBREQUIN & PISTON	5
CYLINDRE & CARTER 2	6
SOUPAPE	7
ADMISSION	8
CARBURATEUR	9
POMPE A HUILE	11
CARBURANT	12
DEMARREUR	14
GENERATRICE	16
PARTIE ELECTRIQUE 1	17
PARTIE ELECTRIQUE 2	19
PARTIE ELECTRIQUE 3	21
PARTIE ELECTRIQUE 4	22
PARTIE ELECTRIQUE 5	24
DEMARREUR ELECTRIQUE	25
CAPOT INFERIEUR	26
DIRECTION	29
CUVETTE POIGNEE DE DIRECTION	31
COMMANDE 1	32
COMMANDE 2	34
COMMANDE A DISTANCE	36
SUPPORT 1	37
SUPPORT 2	39
SUPPORT 3	41
PUISSANCE PARER ET INCLINER	43
FOURREAU	46
VENTILATEUR D'HUILE	47
BOITIER D'HELICE TRANSMISSION1	48
BOITIER D'HELICE TRANSMISSION2	51
RESERVOIR A CARBURANT 1	53
RESERVOIR A CARBURANT 2	54
FIXATION DE DIRECTION	55
BOITIER DE COMMANDE A DISTANCE	56
BOITIER DE COMMANDE A DISTANCE	57
BOITIER DE COMMANDE A DISTANCE	60
KITS DE REPARATION 1	63
KITS DE REPARATION 2	64
KITS DE REPARATION 3	65

INDEX

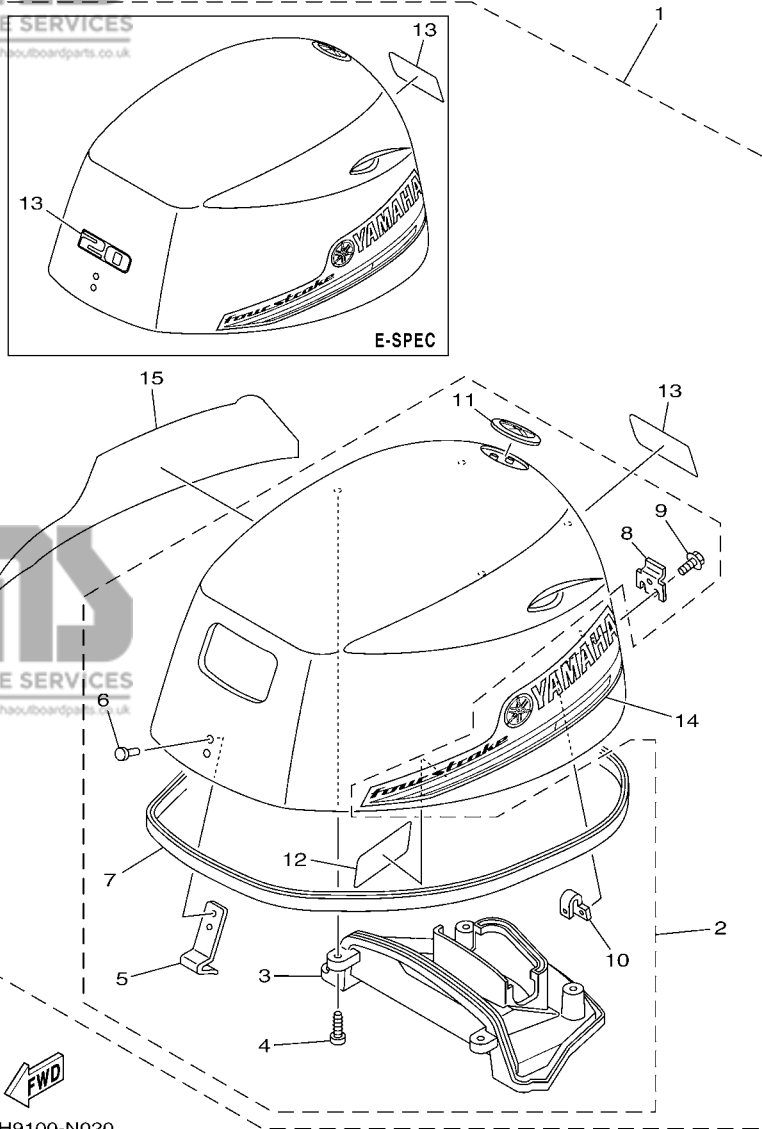
INDEX NUMERIQUE	67
-----------------------	----



6AG8100-M010

FIG. 1 SCHEDULED SERVICE PARTS PIÈCES MAINTENANCE PERIODIQUE

REF. NO.	PART NO. N° PIECES	DESCRIPTION DESCRIPTION	MH	EH	L	EP	REMARKS REMARQUES
1	6G8-11325-00	ANODE ANODE	1	1	1	1	
2	6AH-12411-00	THERMOSTAT THERMOSTAT	1	1	1	1	
3	6AH-12414-00	GASKET, COVER JOINT, COUVERCLE	1	1	1	1	
4	6G8-11325-00	ANODE ANODE	1	1	1	1	
5	6E5-11325-00	ANODE ANODE	1	1	1	1	
6	5GH-13440-50	ELEMENT ASSY, OIL CLEANER ELEMENT, FILTRE A HUILE	1	1	1	1	
7	6G8-11325-00	ANODE ANODE	2	2	2	2	
8	94702-00418	PLUG, SPARK (NGK DPR6EB) BOUGIE D,ALLUMAGE (NGK DPR6EB)	2	2	2	2	
9	61N-24563-10	ELEMENT, FILTER ELEMENT, FILTRE	1	1	1	1	
10	93210-32738	O-RING JOINT TORIQUE	1	1	1	1	
11	65W-45251-00	ANODE ANODE				1	
12	90430-14M09	GASKET JOINT	1	1	1	1	
13	90430-08020	GASKET JOINT	2	2	2	2	
14	6AH-45251-00	ANODE ANODE	1	1	1	1	
15	6AH-W0078-00	WATER PUMP REPAIR KIT KIT DE REPARATION DE LA POMPE	1	1	1	1	



6AH9100-N020

FIG. 2 TOP COWLING

CAPOT SUPERIEUR

REF. NO.	PART NO. N° PIECES	DESCRIPTION DESCRIPTION	MH	EH	E	EP	REMARKS REMARQUES
1	6AH-42610-72	TOP COWLING ASSY CAPOT (ENS.)	1				F20B F20B <i>Go to P/N : PE0-OM-150015</i>
	6AG-42610-62	TOP COWLING ASSY CAPOT (ENS.)	1				F15C F15C <i>Go to P/N : PE0-OM-150015</i>
	6AH-42610-81	TOP COWLING ASSY CAPOT (ENS.)		1	1	1	F20B F20B
	6AG-42610-71	TOP COWLING ASSY CAPOT (ENS.)		1	1	1	F15C F15C <i>Go to P/N : PE0-OM-150015</i>
2	6AH-4261A-00	..TOP COWLING W/O GRAPHICS ..CAPOT SUPERIEUR SANS GRAPHIQUE	1				
	6AH-4261A-10	..TOP COWLING W/O GRAPHICS ..CAPOT SUPERIEUR SANS GRAPHIQUE		1	1	1	
3	6AH-42613-A0	..MOLDING, AIR DUCT ..MANCHON A AIR	1	1	1	1	
4	90167-05017	..SCREW, TAPPING ..VIS, TETE FRAISEE	4	4	4	4	
5	6AH-42651-00	..HOOK ..CROCHET	1	1	1	1	
6	90266-06M02	..RIVET ..RIVET	2	2	2	2	
7	6AH-42615-00	..SEAL ..JOINT	1	1	1	1	
8	60R-42652-00	..HOOK ..CROCHET	1	1	1	1	
9	97595-05514	..BOLT, WITH WASHER ..VIS HEXAGONAL AVC RONDELLE	2	2	2	2	
10	6AH-42649-00	..HOLDER, CLAMP BAND ..SUPPORT, SANDOW DE SERRAGE	1	1	1	1	
11	6AH-42697-10	..TUNING FORK MARK ..MARQUE, YAMAHA	1	1	1	1	
12	6AH-42735-00	..PROTECTOR ..PROTECTEUR	1	1	1	1	
13	6AH-42677-00	..GRAPHIC, FRONT ..ADHESIF, AVANT	1				F20B F20B
	6AG-42677-20	..GRAPHIC, FRONT ..ADHESIF, AVANT	1				F15C F15C
	6AH-42677-00	..GRAPHIC, FRONT ..ADHESIF, AVANT		2	2	2	F20B F20B
	6AG-42677-20	..GRAPHIC, FRONT ..ADHESIF, AVANT		2	2	2	F15C F15C
14	6AG-42675-00	..GRAPHIC, SIDE 1 ..EMBLEME	1	1	1	1	
15	6AG-42676-00	..GRAPHIC, SIDE 2 ..EMBLEME	1	1	1	1	

PARTS NEWS

FLOOD MARINE SERVICES

downloaded from www.yamahaoutboardparts.co.uk

FLOOD MARINE SERVICES

downloaded from www.yamahaoutboardparts.co.uk



YAMAHA MOTOR CO., LTD.
2500 SHINGAI IWATA SHIZUOKA JAPAN

FLOOD MARINE SERVICES

downloaded from www.yamahaoutboardparts.co.uk

News No. PE0-OM-150015

Date: 2015/7/2

Signature: S. Ishibashi

Cause : Revision Notice Correction Sales Unit Change Others

Model	F15MHA, F15CMH (6AGA) / F20MHA, F20BMH (6AHA)
Subject	PARTS CATALOGUE CORRECTIONS
CATALOGUE NO.	1P6AG-100E1 / 1P6AH-100E1 / 1P6AH-110E1 / 1P6AG-200S1 / 1P6AG-300F1 / 1P6AG-700E1
Time of YPEC Revision	Text, Illustration --> Aug./2/2015 PDF Replace --> Aug./2/2015
(YPEC = Yamaha Parts Electrical Catalogue = Website parts catalogue)	

Applicable Engine Serial No.

MODEL NAME	MODEL CODE	Applicable Engine Serial No.
F15MHA, F15CMH	6AGA	6AGK:1043735-
F20MHA, F20BMH	6AHA	6AHK:1056368-

*1: Interchangeability

A	Old Parts	→	Old Parts
	New Parts	→	New Parts
B	Old Parts	→	Old Parts
	New Parts	→	New Parts
C	Old Parts	→	Old Parts
	New Parts	→	New Parts
	These parts are interchangeable with a set		

FIG.2 TOP COWLING

1. LIST CORRECTION

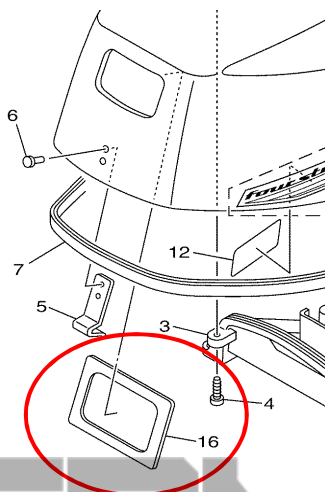
Fig. No.	Ref. No.	OLD P/No.	NEW P/No.	DESCRIPTION	Q'TY	*Interchangeability			REMARKS
						<input type="checkbox"/>	<input type="checkbox"/>	<input type="checkbox"/>	
2	1	6AH-42610-72	6AH-42610-73	TOP COWLING ASSY	1	<input checked="" type="checkbox"/>	<input type="checkbox"/>	<input type="checkbox"/>	
		6AG-42610-62	6AG-42610-63	TOP COWLING ASSY	1	<input type="checkbox"/>	<input checked="" type="checkbox"/>	<input type="checkbox"/>	*Part number revision
	2	6AH-4261A-00	6AH-4261A-01	TOP COWLING W/O GRAPHICS	1	<input type="checkbox"/>	<input type="checkbox"/>	<input checked="" type="checkbox"/>	
	16	-	6AH-42656-00	.. PROTECTOR, RUBBER SEAL	1	<input type="checkbox"/>	<input type="checkbox"/>	<input type="checkbox"/>	*Added Parts

FIG.11 STARTER

1. LIST CORRECTION

11	29 (28)	6AH-15762-00	6AH-15762-01	SEAL, RUBBER 2	1	<input checked="" type="checkbox"/>	<input checked="" type="checkbox"/>	<input checked="" type="checkbox"/>	*Part number revision
----	------------	--------------	--------------	----------------	---	-------------------------------------	-------------------------------------	-------------------------------------	-----------------------

2. ILLUSTRATION CORRECTION



Thank you very much for your cooperation.

Parts Manager Check

Service Manager Check

Parts Manager File

YAMAHA MOTOR CO.,LTD
2500 Shingai Iwata Shizuoka 438-8501 Japan
Technical Publication Dept.

FLOOD MARINE SERVICES

downloaded from www.yamahaoutboardparts.co.uk

FLOOD MARINE SERVICES

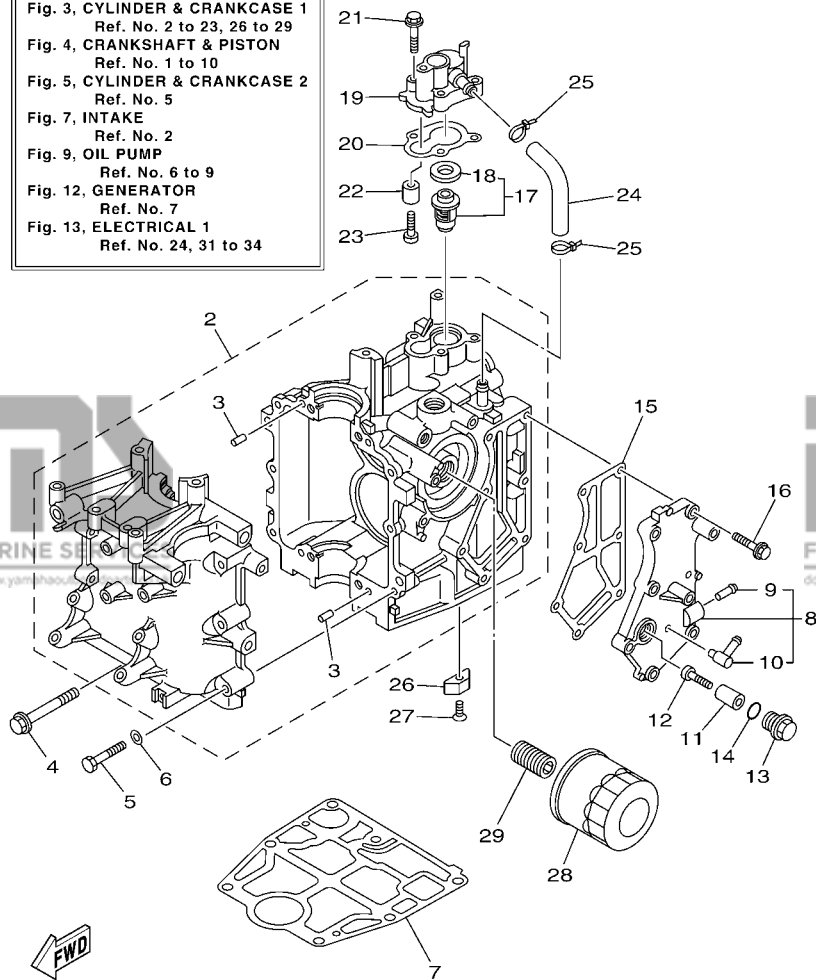
downloaded from www.yamahaoutboardparts.co.uk



GENUINE
Parts & Accessories

downloaded from www.yamahaoutboardparts.co.uk

CYLINDER BLOCK ASSY
Fig. 3, CYLINDER & CRANKCASE 1
Ref. No. 2 to 23, 26 to 29
Fig. 4, CRANKSHAFT & PISTON
Ref. No. 1 to 10
Fig. 5, CYLINDER & CRANKCASE 2
Ref. No. 5
Fig. 7, INTAKE
Ref. No. 2
Fig. 9, OIL PUMP
Ref. No. 6 to 9
Fig. 12, GENERATOR
Ref. No. 7
Fig. 13, ELECTRICAL 1
Ref. No. 24, 31 to 34



6AG9100-N030

FIG. 3 CYLINDER & CRANKCASE 1 CYLINDRE & CARTER 1

REF. NO.	PART NO. N° PIECES	DESCRIPTION DESCRIPTION	MH	EH	U	CH	REMARKS REMARQUES
1	6AH-W009B-01-1S	CYLINDER BLOCK ASSY CYLINDRE GROUPE (ENS.)	1	1	1	1	
2	6AH-15100-00	CRANKCASE ASSY CARTER DE MOTEUR COMPLET	1	1	1	1	
3	93606-12019	.PIN, DOWEL .GOUILLE	4	4	4	4	
4	90119-08093	BOLT, WITH WASHER BOULON, AVEC RONDELLE	4	4	4	4	
5	97013-06040	BOLT BOULON	6	6	6	6	
6	92903-06600	WASHER, PLATE RONDELLE, PLATE	6	6	6	6	
7	6AH-11351-10	GASKET, CYLINDER JOINT, D'EMBASE	1	1	1	1	
8	6AH-41113-00-1S	OUTER COVER, EXHAUST COUVERCLE, ECHAPPEMENT	1	1	1	1	Go to P/N : PE0-OM-150030
9	650-24378-00	.PIPE, JOINT 4 .DURITE RACCORDEMENT 3	1	1	1	1	Go to P/N : PE0-OM-150030
10	676-11372-00	.NIPPLE, HOSE .RACCORD, TUYAU	1	1	1	1	Go to P/N : PE0-OM-150030
11	6G8-11325-00	ANODE ANODE	1	1	1	1	
12	98980-05025	SCREW, BIND VIS, DE PRESSION	1	1	1	1	
13	6G8-11197-A0	PLUG, BLIND PLOT, BORGNE	1	1	1	1	
14	93210-13M63	O-RING JOINT TORIQUE	1	1	1	1	
15	6AH-41114-00	GASKET, EXHAUST OUTER COVER JOINT, COUVERCLE D'ECHAPPEMENT	1	1	1	1	
16	90119-06MA3	BOLT, WITH WASHER BOULON, AVEC RONDELLE	7	7	7	7	
17	6AH-12411-00	THERMOSTAT THERMOSTAT	1	1	1	1	
18	688-12412-00	.SEAL, THERMOSTAT JOINT, THERMOSTAT	1	1	1	1	
19	6AH-12413-00-1S	COVER, THERMOSTAT COUVERCLE, THERMOSTAT	1	1	1	1	
20	6AH-12414-00	GASKET, COVER JOINT, COUVERCLE	1	1	1	1	
21	90119-06MA3	BOLT, WITH WASHER BOULON, AVEC RONDELLE	3	3	3	3	
22	6G8-11325-00	ANODE ANODE	1	1	1	1	
23	98980-05025	SCREW, BIND VIS, DE PRESSION	1	1	1	1	
24	6AH-12481-00	PIPE 1 DURITE 1	1	1	1	1	
25	90465-11M10	CLAMP BRIDE	2	2	2	2	
26	6E5-11325-00	ANODE ANODE	1	1	1	1	
27	98780-04016	SCREW, FLAT HEAD VIS A TETE FRAISEE	1	1	1	1	

PARTS NEWS

FLOOD MARINE SERVICES

downloaded from www.yamahaoutboardparts.co.uk

FLOOD MARINE SERVICES

downloaded from www.yamahaoutboardparts.co.uk



YAMAHA MOTOR CO., LTD.
2500 SHINGAI IWATA SHIZUOKA JAPAN

FLOOD MARINE SERVICES

downloaded from www.yamahaoutboardparts.co.uk

News No. PE0-OM-150030

Date:2015/10/5

Signature:K.Tanaka

Cause : Revision Notice Correction Sales Unit Change Others

Model	F15A, F15C (6AGA) / F20A, F20B (6AHA)
Subject	PARTS CATALOGUE CORRECTIONS
CATALOGUE NO.	1P6AG-100E1 / 1P6AH-100E1 / 1P6AH-110E1 / 1P6AG-200S1 / 1P6AG-300F1 / 1P6AG-700E1
Time of YPEC Revision	Text, Illustration --> Nov./5/2015 PDF Replace --> Nov./5/2015
(YPEC = Yamaha Parts Electrical Catalogue = Website parts catalogue)	

Applicable Engine Serial No.

MODEL NAME	MODEL CODE	Applicable Engine Serial No.
F15A, F15C	6AGA	6AGK:1044788-
F20A, F20B	6AHA	6AHK:1058032-

*1: Interchangeability

A	Old Parts	New Parts	Old Parts	New Parts
A	Old Parts	→	Old Parts	→
	New Parts	→	New Parts	→
B	Old Parts	→	Old Parts	→
	New Parts	→	New Parts	→
C	Old Parts	→	Old Parts	→
	New Parts	→	New Parts	→

These parts are interchangeable with a set

FIG.3 CYLINDER & CRANKCASE 1

1 .LIST CORRECTION

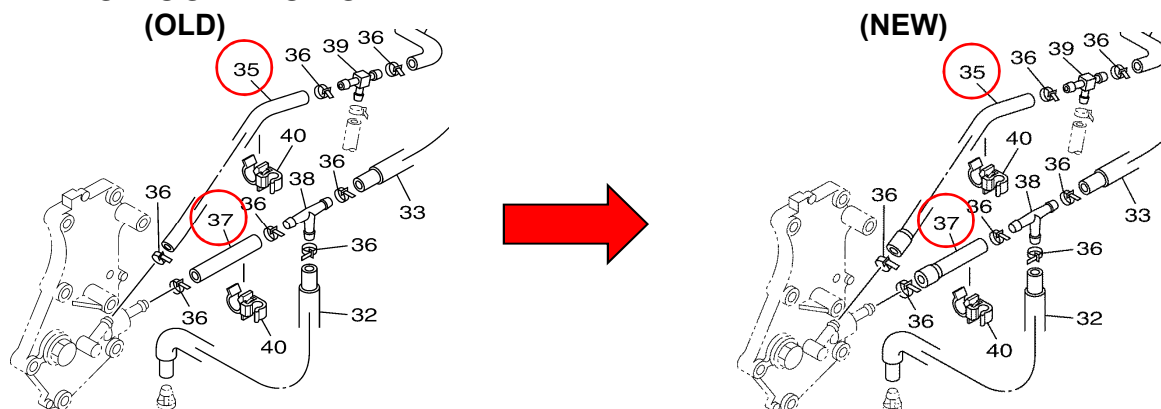
Ref. No.	OLD P/No.	NEW P/No.	DESCRIPTION	Q'TY	*Interchangeability	REMARKS
8	6AH-41113-00-1S	6AH-41113-01-1S	OUTER COVER, EXHAUST	1		*Part number revision
9	650-24378-00	6E9-24378-00	PIPE, JOINT 4 PIPE, JOINT 3	1		*Part number revision *Part name change
10	676-11372-00	6H1-11372-00	NIPPLE, HOSE	1		*Part number revision

FIG.10 FUEL

1 .LIST CORRECTION

35	90445-09082	6AH-24323-00	HOSE (L150) PIPE 12	1		*Part number revision *Part name change
37	90445-09061	6AH-24324-00	HOSE (L65) PIPE 13	1		*Part number revision *Part name change

2. ILLUSTRATION CORRECTION



Thank you very much for your cooperation.

Parts Manager Check

Service Manager Check

Parts Manager File

YAMAHA MOTOR CO.,LTD
2500 Shingai Iwata Shizuoka 438-8501.Japan
Parts & Acc. Engineering Div., YMC



GENUINE
Parts & Accessories

FLOOD MARINE SERVICES

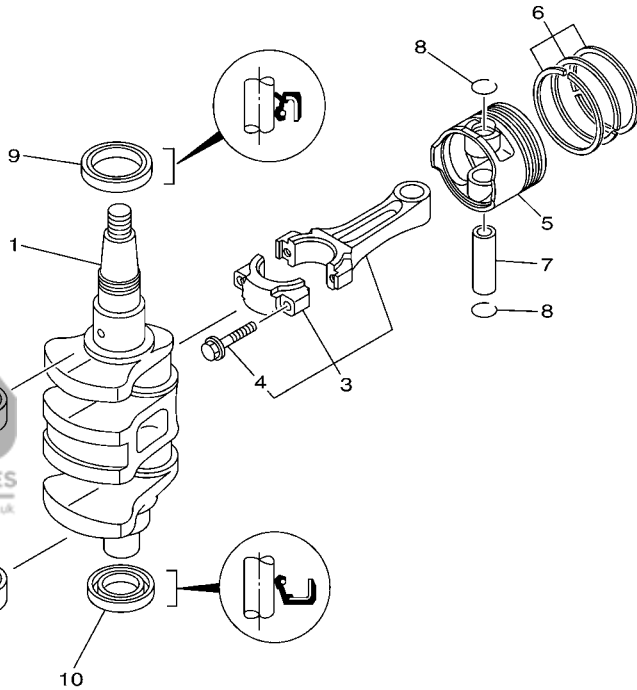
downloaded from www.yamahaoutboardparts.co.uk

FLOOD MARINE SERVICES

downloaded from www.yamahaoutboardparts.co.uk

FLOOD MARINE SERVICES

downloaded from www.yamahaoutboardparts.co.uk

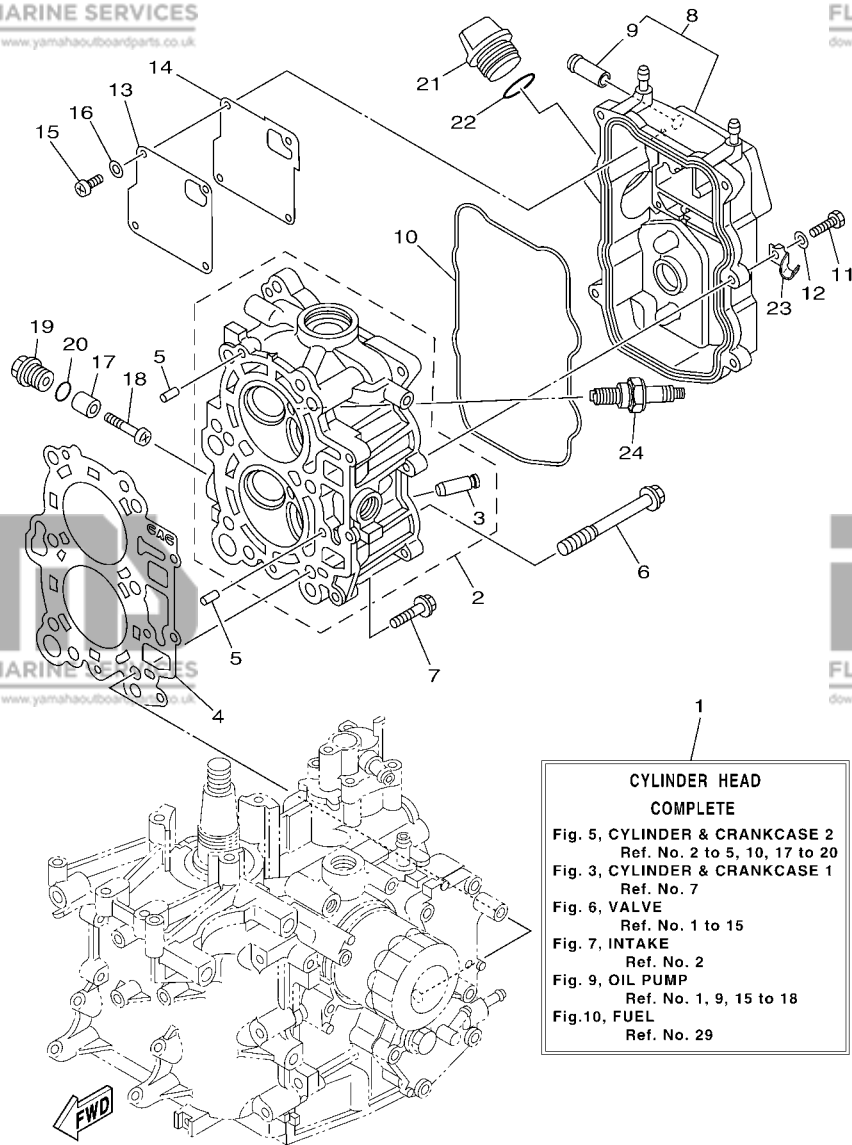


FWD
6AH1100-F030

FIG. 4 CRANKSHAFT & PISTON

VILEBREQUIN & PISTON

REF. NO.	PART NO. N° PIECES	DESCRIPTION DESCRIPTION	MH	EH	U	EP	REMARKS REMARQUES
1	6AH-11411-00	CRANKSHAFT VILEBREQUIN COMPLET	1	1	1	1	
2	6AH-11416-00	PLANE BEARING, CRANKSHAFT 1 COUSSINET DE VILEBREQUIN 1	4	4	4	4	UR BROWN UR BROWN
	6AH-11416-10	PLANE BEARING, CRANKSHAFT 1 COUSSINET DE VILEBREQUIN 1	4	4	4	4	UR BLACK UR BLACK
	6AH-11416-20	PLANE BEARING, CRANKSHAFT 1 COUSSINET DE VILEBREQUIN 1	4	4	4	4	UR BLUE UR BLUE
3	6AH-11650-10	CONNECTING ROD ASSY BIELLE COMPLETE	2	2	2	2	
4	6AH-11654-00	.BOLT, CONNECTING ROD .BOULON, BIELLE	2	2	2	2	
5	6AH-11631-00	PISTON (STD) PISTON (STD)	2	2	2	2	
	6AH-11635-00	PISTON (0.25MM O/S) PISTON (0.25MM O/S)	2	2	2	2	AP AP
	6AH-11636-00	PISTON (0.50MM O/S) PISTON (0.50MM O/S)	2	2	2	2	AP AP
6	6AH-11603-00	PISTON RING SET (STD) JEU DE SEGMENTS (STD)	2	2	2	2	
	6AH-11604-00	PISTON RING SET (0.25MM O/S) JEU DE SEGMENTS (0.25MM O/S)	2	2	2	2	AP AP
	6AH-11605-00	PISTON RING SET (0.50MM O/S) JEU DE SEGMENTS (0.50MM O/S)	2	2	2	2	AP AP
7	137-11633-10	PIN, PISTON AXE, PISTON	2	2	2	2	
8	93450-17129	CIRCLIP CIRCLIP, TYPE S	4	4	4	4	
9	93102-37004	OIL SEAL JOINT SPY	1	1	1	1	
10	93102-25014	OIL SEAL JOINT SPY	1	1	1	1	

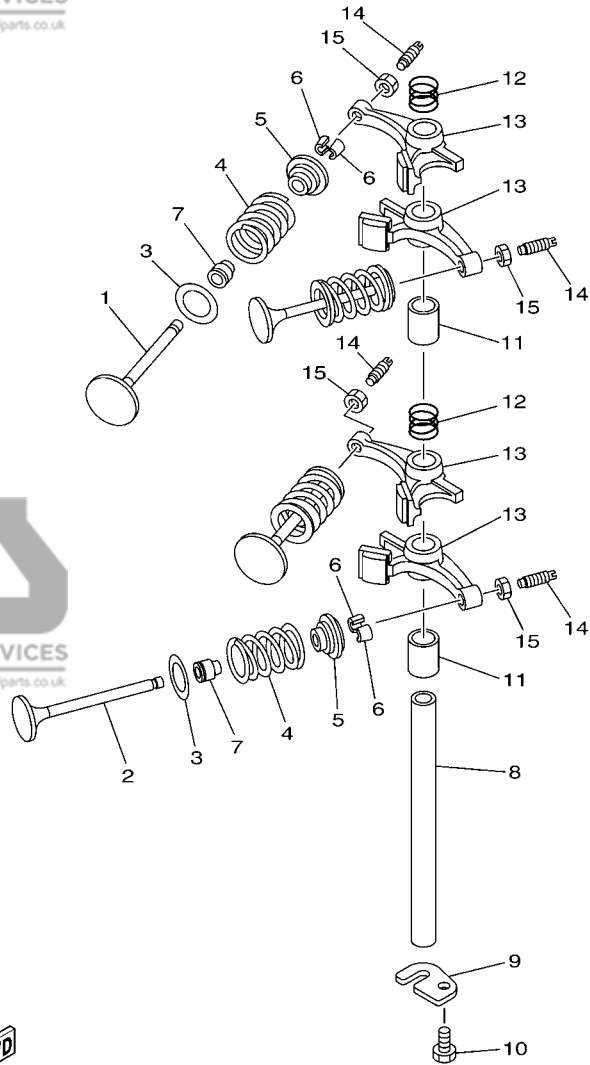


1
CYLINDER HEAD COMPLETE
Fig. 5, CYLINDER & CRANKCASE 2
Ref. No. 2 to 5, 10, 17 to 20
Fig. 3, CYLINDER & CRANKCASE 1
Ref. No. 7
Fig. 6, VALVE
Ref. No. 1 to 15
Fig. 7, INTAKE
Ref. No. 2
Fig. 9, OIL PUMP
Ref. No. 1, 9, 15 to 18
Fig. 10, FUEL
Ref. No. 29

6AG9100-N050

FIG. 5 CYLINDER & CRANKCASE 2 CYLINDRE & CARTER 2

REF. NO.	PART NO. N° PIECES	DESCRIPTION DESCRIPTION	MH	EH	L	CH	REMARKS REMARQUES
1	6AH-W009A-01-1S	CYLINDER HEAD COMPLETE CULASSE (ENS.)	1	1	1	1	F20B F20B
	6AG-W009A-01-1S	CYLINDER HEAD COMPLETE CULASSE (ENS.)	1	1	1	1	F15C F15C
2	6AH-11111-10-1S	HEAD, CYLINDER 1 CULASSE	1	1	1	1	
3	6AH-11133-10	.GUIDE, VALVE 1 .GUIDE, SOUPAPE 1	4	4	4	4	
4	6AG-11181-10	GASKET, CYLINDER HEAD 1 JOINT, DE CULASSE 1	1	1	1	1	
5	93606-12019	PIN, DOWEL GOUPILLE	2	2	2	2	
6	90105-09006	BOLT, FLANGE BOULON	6	6	6	6	
7	90119-06MA3	BOLT, WITH WASHER BOULON, AVEC RONDELLE	3	3	3	3	
8	6AH-11191-00-1S	COVER, CYLINDER HEAD 1 COUVERCLE, CULASSE 1	1	1	1	1	
9	6AH-11372-00	.NIPPLE, HOSE .RACCORD, TUYAU	1	1	1	1	
10	6AH-11356-00	SEAL, CYLINDER 2 JOINT, SPY CYLINDRE	1	1	1	1	
11	97095-06020	BOLT BOULON	5	5	5	5	
12	92995-06600	WASHER RONDELLE	5	5	5	5	
13	6AH-11168-00	COVER, BREATHER COUVERCLE, RENIFLARD	1	1	1	1	
14	6AH-11169-00	GASKET, BREATHER COVER JOINT, COUVERCLE DE RENIFLARD	1	1	1	1	
15	98507-04010	SCREW, PAN HEAD VIS, TETE TRONCONIQUE	4	4	4	4	
16	92907-04600	WASHER RONDELLE	4	4	4	4	
17	6G8-11325-00	ANODE ANODE	2	2	2	2	
18	98980-05025	SCREW, BIND VIS, DE PRESSION	2	2	2	2	
19	6G8-11197-A0	PLUG, BLIND PLOT, BORGNE	2	2	2	2	
20	93210-13M63	O-RING JOINT TORIQUE	2	2	2	2	
21	6G8-15363-00	PLUG, OIL PLOT, HUILE	1	1	1	1	
22	93210-24M79	O-RING JOINT TORIQUE	1	1	1	1	
23	90465-08059	CLAMP BRIDE	1	1	1	1	
24	94702-00418	PLUG, SPARK (NGK DPR6EB) BOUGIE D,ALLUMAGE (NGK DPR6EB)	2	2	2	2	



6AH1100-F050

FIG. 6 VALVE

SOUPAPE

REF. NO.	PART NO. N° PIECES	DESCRIPTION DESCRIPTION	MH	EH	E	EP	REMARKS REMARQUES
1	6AH-12111-00	VALVE, INTAKE SOUPAPE, ADMISSION	2	2	2	2	
2	6AH-12121-10	VALVE, EXHAUST SOUPAPE, ECHAPPEMENT	2	2	2	2	
3	62Y-12116-00	SEAT, VALVE SPRING SIEGE, RESSORT DE SOUPAPE	4	4	4	4	
4	3YF-12113-00	SPRING, VALVE INNER RESSORT DE SOUPAPE, INTERNE	4	4	4	4	
5	30X-12117-00	RETAINER, VALVE SPRING BUTEE DE RESSORT DE SOUPAPE	4	4	4	4	
6	30X-12118-00	LOCK, VALVE SPRING RETAINER FRAISE, SOUPAPE	8	8	8	8	
7	51Y-12119-00	SEAL, VALVE STEM JOINT, QUEUE DE SOUPAPE	4	4	4	4	
8	66M-12146-00	SHAFT, ROCKER AXE, CULBUTEUR	1	1	1	1	
9	6AH-12279-00	PLATE PLAQUE	1	1	1	1	
10	97013-06012	BOLT BOULON	1	1	1	1	
11	90387-13006	COLLAR COLLERETTE	2	2	2	2	
12	90501-120A5	SPRING, COMPRESSION RESSORT, COMPRESSION	2	2	2	2	
13	6AH-12151-00	ARM, VALVE ROCKER CULBUTEUR	4	4	4	4	
14	64J-12159-00	SCREW, VALVE ADJUSTING VIS, REGLAGE DE SOUPAPE	4	4	4	4	
15	62Y-12158-00	NUT, LOCK CONTRE-ECROU	4	4	4	4	

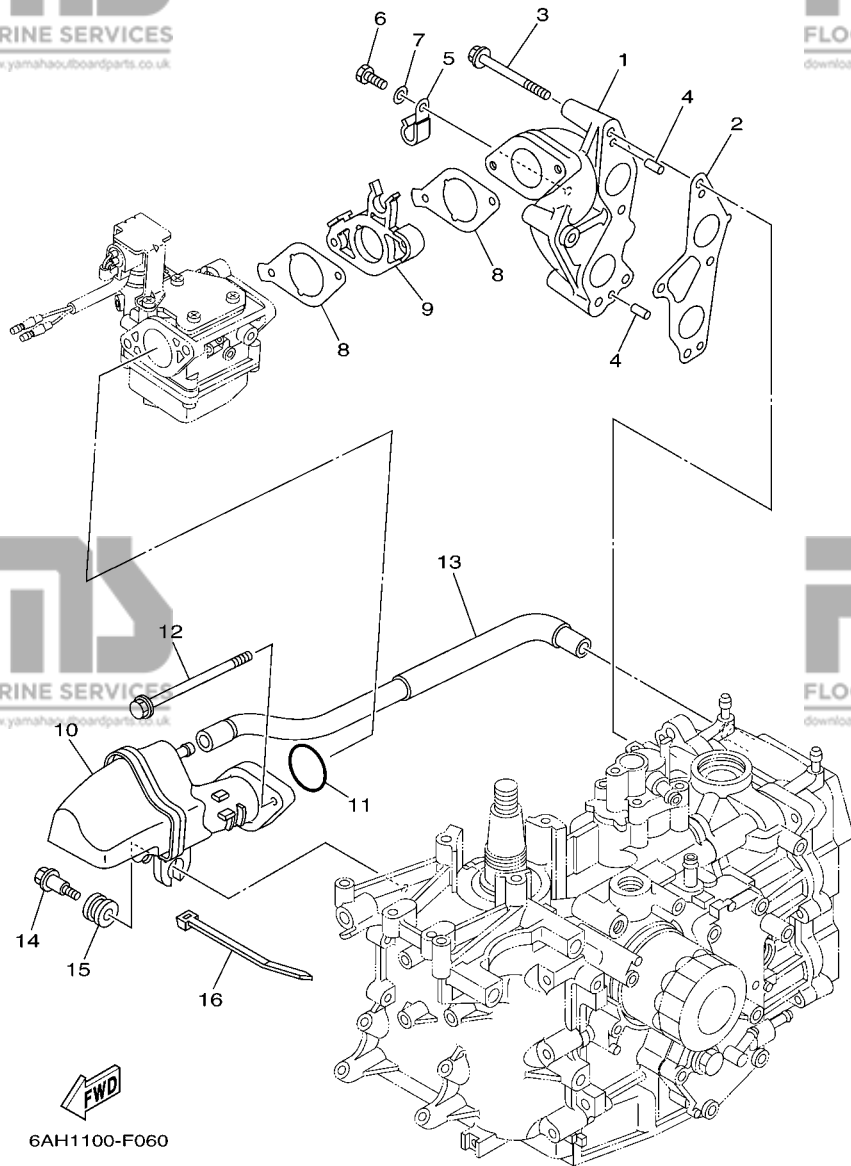
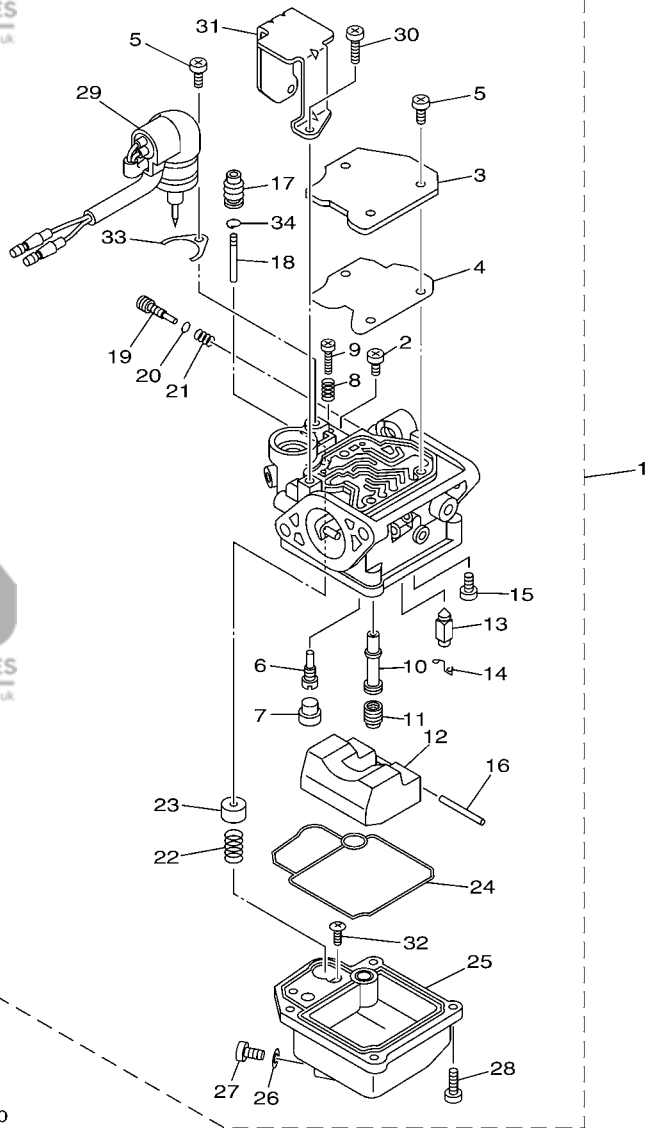


FIG. 7 INTAKE

ADMISSION

REF. NO.	PART NO. N° PIECES	DESCRIPTION DESCRIPTION	MH	EH	E	EP	REMARKS REMARQUES
1	6AH-13641-00-94	MANIFOLD, INTAKE 1 TUBULURE, ADMISSION 1	1	1	1	1	
2	6AH-13645-00	GASKET, MANIFOLD 1 JOINT, TUBULURE 1	1	1	1	1	
3	97595-06555	BOLT, WITH WASHER VIS HEXAGONAL AVC RONDELLE	4	4	4	4	
4	91690-50014	PIN, SPRING AGRAFFE	2	2	2	2	
5	90465-08M83	CLAMP BRIDE	2	2	2	2	
6	97095-06012	BOLT BOULON	2	2	2	2	
7	92995-06600	WASHER RONDELLE	2	2	2	2	
8	6AH-13646-00	GASKET, MANIFOLD 2 JOINT, TUBULURE 2	2	2	2	2	
9	6AH-14271-00	INSULATOR ISOLATEUR	1	1	1	1	
10	6AH-14440-00	SILENCER ASSY, INTAKE SIENCIEUX D'ADMISSION	1	1	1	1	
11	93210-35M86	O-RING JOINT TORIQUE	1	1	1	1	
12	95895-06100	BOLT, FLANGE BOULON	2	2	2	2	
13	6AH-15373-00	PIPE, BREATHER DURITE DE RENIFLARD	1	1	1	1	
14	90109-06MA1	BOLT BOULON	1	1	1	1	
15	90480-16616	GROMMET PASSE-FIL	1	1	1	1	
16	90465-13M18	CLAMP BRIDE	1	1	1	1	

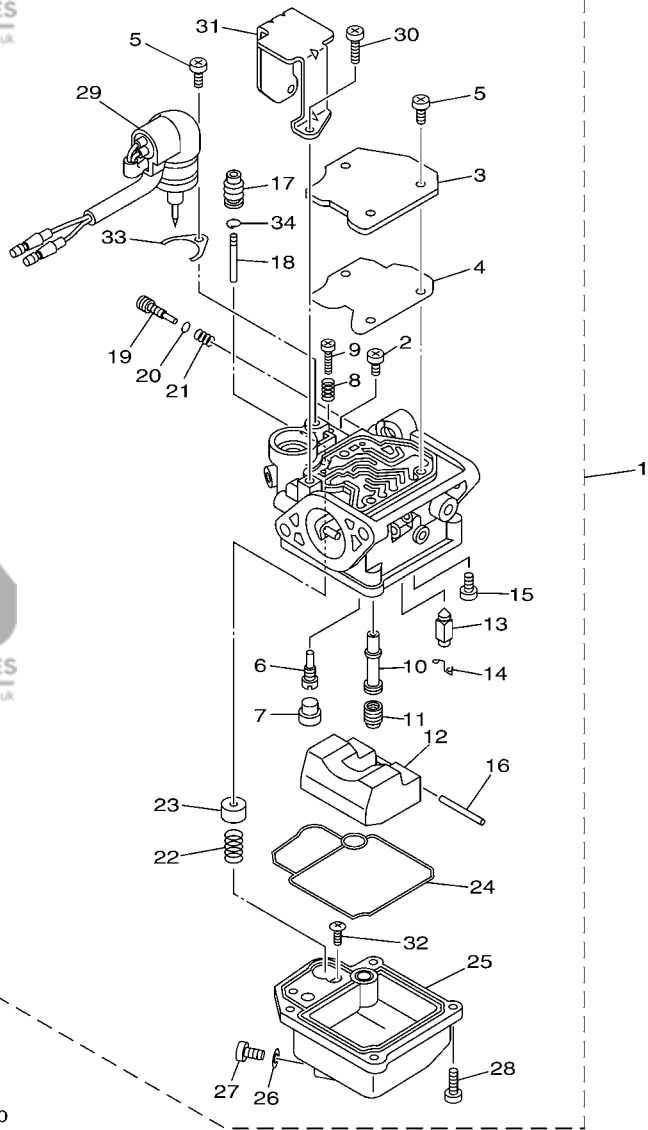


6BY2280-J070

FIG. 8 CARBURETOR

CARBURATEUR

REF. NO.	PART NO. N° PIECES	DESCRIPTION DESCRIPTION	MH	EH	U	EP	REMARKS REMARQUES
1	6AH-14301-B0	CARBURETOR ASSY 1 CARBURATEUR COMPLET 1	1				F20B F20B
	6AG-14301-B0	CARBURETOR ASSY 1 CARBURATEUR COMPLET 1	1				F15C F15C
	6AH-14301-F0	CARBURETOR ASSY 1 CARBURATEUR COMPLET 1		1	1	1	F20B F20B
	6AG-14301-F0	CARBURETOR ASSY 1 CARBURATEUR COMPLET 1		1	1	1	F15C F15C
2	98580-04006	.SCREW, PAN HEAD .VIS	1	1	1	1	
3	65W-14572-00	.PLATE .PLAQUE	1	1	1	1	
4	65W-14126-10	.GASKET .JOINT	1	1	1	1	
5	97980-04110	.SCREW, WITH WASHER .VIS, AVEC RONDELLE	4	4	4	4	
6	6AG-14948-05	.JET (#45) .GICLÉUR (#45)	1				FOR 6AH-14301-B0 FOR 6AH-14301-B0
	6AG-14948-02	.JET (#38) .GICLÉUR (#38)	1				FOR 6AG-14301-B0 FOR 6AG-14301-B0
	676-14948-05	.JET (#45) .GICLÉUR (#45)		1	1	1	FOR 6AH-14301-F0 FOR 6AH-14301-F0
	6AH-14948-02	.JET (#38) .GICLÉUR (#38)		1	1	1	FOR 6AG-14301-F0 FOR 6AG-14301-F0
7	679-14966-00	.RUBBER CAP .CAPUCHON	1	1	1	1	
8	90501-10326	.SPRING, COMPRESSION .RESSORT, COMPRESSION	1	1	1	1	
9	63V-14523-00	.SCREW, STOP .VIS, BUTÉE	1	1	1	1	
10	6AH-14947-00	.JET, NEEDLE .GICLÉUR DE STARTER	1	1	1	1	F20B F20B
	6AH-14947-20	.JET, NEEDLE .GICLÉUR DE STARTER	1	1	1	1	F15C F15C
11	65W-14943-29	.JET, MAIN (#112) .GICLÉUR, PRINCIPAL (#112)	1	1	1	1	F20B F20B
	676-14943-19	.JET, MAIN (#80) .GICLÉUR, PRINCIPAL (#80)	1	1	1	1	F15C F15C
12	6AH-14985-00	.FLOAT .FLOTTEUR	1	1	1	1	
13	6AH-14546-00	.VALVE, NEEDLE .POINTEAU	1	1	1	1	
14	633-14159-00	.CLIP .JONC	1	1	1	1	
15	98580-04008	.SCREW, PAN HEAD .VIS	1	1	1	1	
16	6H4-14548-00	.PIN, FLOAT ARM .AXE, BRAS DE FLOTTEUR	1	1	1	1	
17	65W-14373-02	.COVER, PLUNGER CAP .COUVERCLE DE PLONGEUR	1	1	1	1	
18	6AH-14379-10	.ROD, STARTER .TRINGLE, STARTER	1	1	1	1	F20B F20B
	6AH-14379-00	.ROD, STARTER .TRINGLE, STARTER	1	1	1	1	F15C F15C

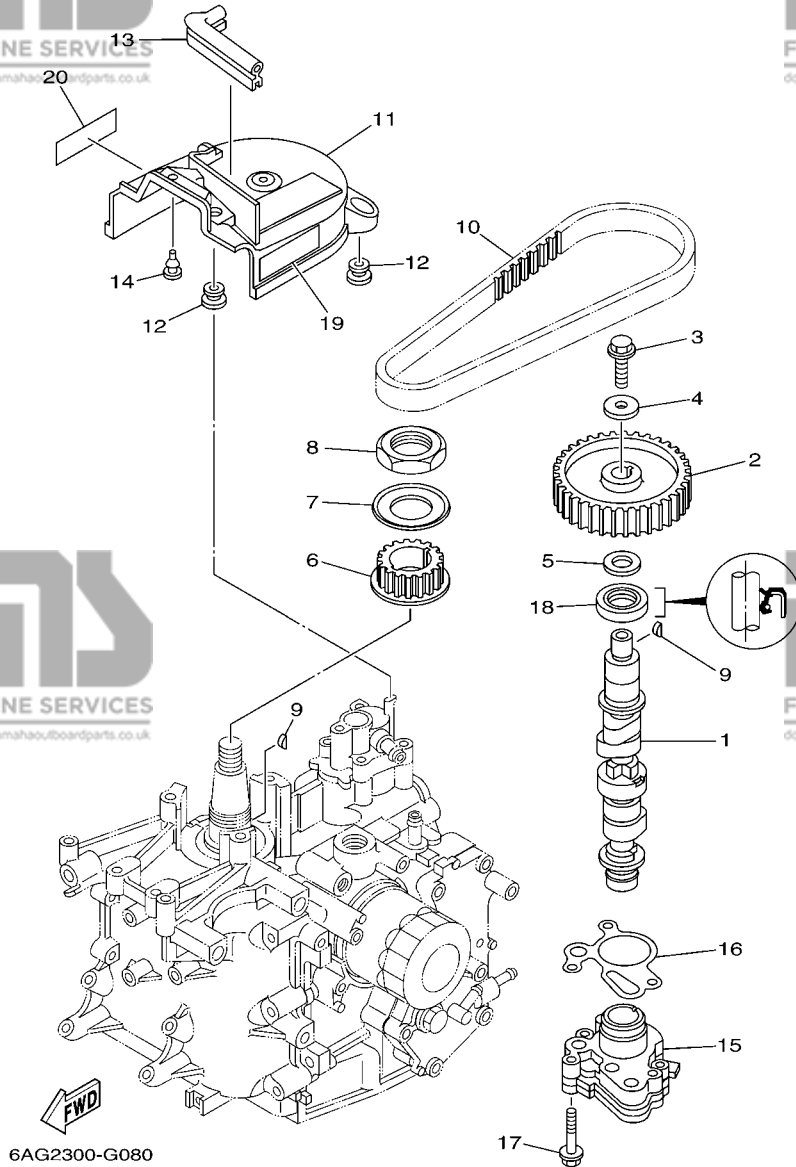


6BY2280-J070

FIG. 8 CARBURETOR

CARBURATEUR

REF. NO.	PART NO. N° PIECES	DESCRIPTION DESCRIPTION	MH	EH	E	EP	REMARKS REMARQUES
19	6AH-14923-20	.SCREW, PILOT .VIS, RALENTI	1	1	1	1	
20	67F-14398-10	.O-RING .JOINT TORIQUE	1	1	1	1	
21	67C-14555-00	.SPRING .RESSORT	1	1	1	1	
22	6AH-14335-00	.SPRING, PLUNGER .RESSORT, PLONGEUR	1	1	1	1	F20B F20B
	65W-14335-00	.SPRING, PLUNGER .RESSORT, PLONGEUR	1	1	1	1	F15C F15C
23	6AH-14371-00	.PLUNGER, STARTER .PLONGEUR, STARTER	1	1	1	1	
24	6AH-14384-00	.GASKET, FLOAT CHAMBER .JOINT, CUVE DE FLOTTEUR	1	1	1	1	
25	6AH-14980-00	.BODY, FLOAT CHAMBER .CORPS, CUVE DE FLOTTEUR	1	1	1	1	
26	65W-14398-00	.GASKET .JOINT	1	1	1	1	
27	65W-14992-00	.SCREW, DRAIN .BOUCHON, PURGE	1	1	1	1	
28	97980-04114	.SCREW, WITH WASHER .VIS, AVEC RONDELLE	4	4	4	4	
29	6AH-14380-01	.PRIME STARTER ASSY .STARTER AUTOMATIQUE	1				M-SPEC
	6AH-14380-11	.PRIME STARTER ASSY .STARTER AUTOMATIQUE	1	1	1	1	M-SPEC E-SPEC E-SPEC
30	97980-04108	.SCREW, WITH WASHER .VIS, AVEC RONDELLE	2	2	2	2	
31	6AH-14346-00	.PLATE .PLAQUE	1	1	1	1	
32	67C-14567-00	.SCREW .VIS	1	1	1	1	
33	65W-14346-00	.PLATE .PLAQUE	1	1	1	1	
34	65W-1439G-00	.CLIP 1 .JONC 1	1	1	1	1	



6AG2300-G080

FIG. 9 OIL PUMP

POMPE A HUILE

REF. NO.	PART NO. N° PIECES	DESCRIPTION DESCRIPTION	MH	EH	E	EP	REMARKS REMARQUES
1	6AH-12170-00	CAMSHAFT ASSY 1 ENS ARBRE A CAMES 1	1	1	1	1	F20B F20B
	6AG-12170-00	CAMSHAFT ASSY 1 ENS ARBRE A CAMES 1	1	1	1	1	F15C F15C
2	6AH-11537-00	GEAR, DRIVEN PIGNON SECONDAIRE	1	1	1	1	
3	90105-081A7	BOLT, FLANGE BOULON	1	1	1	1	
4	90201-08784	WASHER, PLATE RONDELLE, PLATE	1	1	1	1	
5	90201-15423	WASHER, PLATE RONDELLE, PLATE	1	1	1	1	
6	6AH-11536-00	GEAR, DRIVE ENGRENAGE, MENANT	1	1	1	1	
7	6AH-11557-00	WASHER 1 RONDELLE 1	1	1	1	1	
8	90170-30003	NUT ECROU	1	1	1	1	
9	90280-03M01	KEY, WOODRUFF CLAVETTE, DEMI-LUNE	2	2	2	2	
10	6AH-46241-00	BELT COURROIE TRAPEZOIDALE	1	1	1	1	
11	6AH-46297-00	COVER, DUST COUVERCLE, POUSSIERE	1	1	1	1	
12	90480-10627	GROMMET PASSE-FIL	3	3	3	3	
13	6AH-42617-00	DAMPER, FORM BOURRELET, CAOUTCHOUC	1	1	1	1	
14	90480-06M19	GROMMET PASSE-FIL	1	1	1	1	
15	6AH-13300-00	OIL PUMP ASSY POMPE A HUILE COMPLETE	1	1	1	1	
16	6AH-13329-10	GASKET, PUMP COVER JOINT, COUVERCLE DE POMPE	1	1	1	1	
17	90105-06035	BOLT, FLANGE BOULON	3	3	3	3	
18	93102-22010	OIL SEAL JOINT SPY	1	1	1	1	
19	6EE-81994-40	LABEL, SAFETY ETIQUETTE, SECURITE	1	1	1	1	
20	6EE-81994-50	LABEL, SAFETY ETIQUETTE, SECURITE	1	1	1	1	

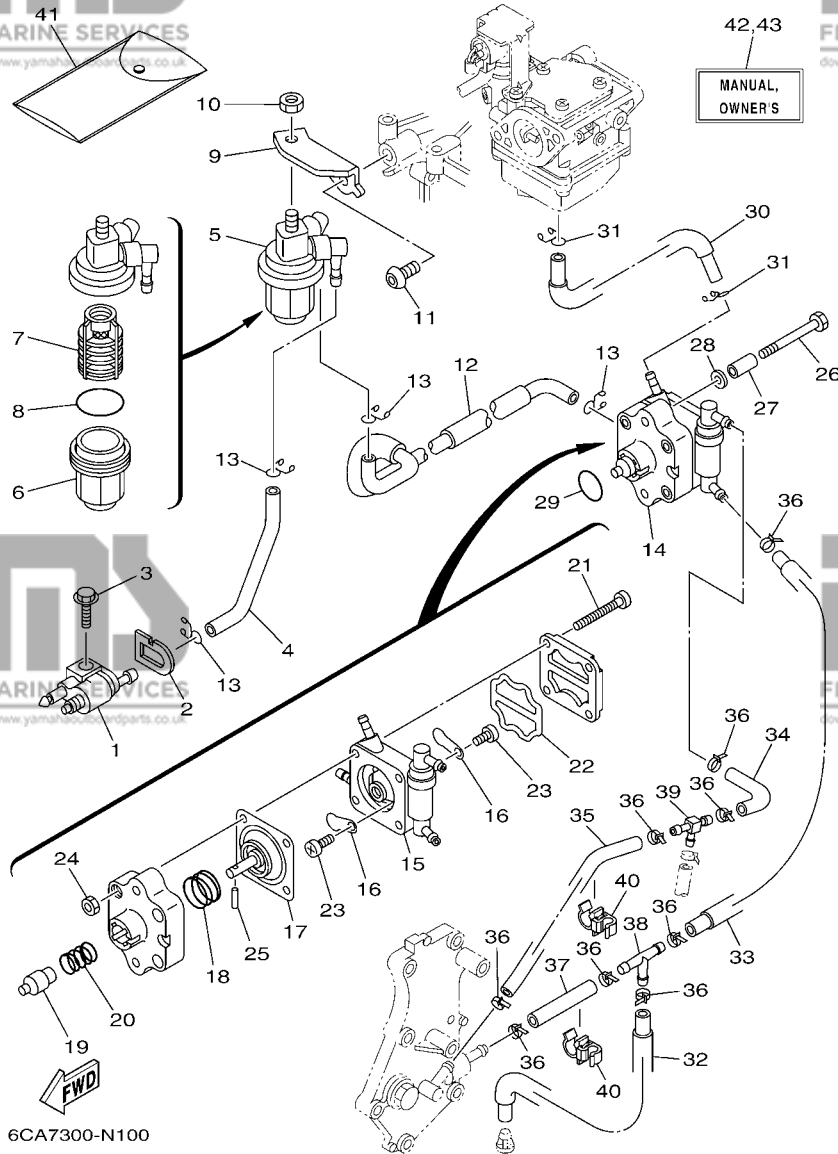


FIG. 10 FUEL

CARBURANT

REF. NO.	PART NO. N° PIECES	DESCRIPTION DESCRIPTION	MH	EH	L	CH	REMARKS REMARQUES
1	6G1-24304-02	FUEL PIPE JOINT COMP. 1 DURITE RACCORDEMT. A ESSENCE	1	1	1	1	
2	61N-24329-00	SEAL JOINT	1	1	1	1	
3	95895-06020	BOLT, FLANGE BOULON	1	1	1	1	
4	6AH-24311-00	PIPE, FUEL 1 DURITE A ESSENCE	1	1	1	1	
5	61N-24560-10	FILTER ASSY ENS FILTRE	1	1	1	1	
6	61N-24521-00	.CUP, FILTER .CUVETTE, FILTRE	1	1	1	1	
7	61N-24563-10	.ELEMENT, FILTER .ELEMENT, FILTRE	1	1	1	1	
8	93210-32738	.O-RING .JOINT TORIQUE	1	1	1	1	
9	6AH-24566-00	BRACKET, FILTER SUPPORT, FILTRE	1	1	1	1	
10	95380-08600	NUT ECROU	1	1	1	1	
11	90111-08055	BOLT, HEX. SOCKET BUTTON BOULON	1	1	1	1	
12	6AH-24312-00	PIPE 2 DURITE 2	1	1	1	1	
13	90467-09M17	CLIP JONG	4	4	4	4	
14	6AH-24410-00	FUEL PUMP ASSY POMPE A ESSENCE	1	1	1	1	
15	6AH-24413-00	.BODY 2 .CORPS 2	1	1	1	1	
16	6A0-24421-01	.VALVE, CHECK .SOUPAPE, RETENUE	2	2	2	2	
17	66M-24411-11	.DIAPHRAGM .DIAPHRAGME	1	1	1	1	
18	66M-24423-00	.SPRING, DIAPHRAGM .RESSORT, DIAPHRAGME	1	1	1	1	
19	66M-13131-10	.PLUNGER .PLONGEUR	1	1	1	1	
20	66M-24454-00	.SPRING .RESSORT	1	1	1	1	
21	66M-24444-00	.SCREW .VIS	4	4	4	4	
22	66M-24471-01	.DIAPHRAGM .DIAPHRAGME	1	1	1	1	
23	6E7-14325-00	.SCREW, PAN HEAD .VIS TETE CONIQUE	2	2	2	2	
24	95380-04600	.NUT .ECROU	4	4	4	4	
25	66M-24374-00	.PIN .GOUILLE	1	1	1	1	
26	90101-06032	BOLT BOULON	2	2	2	2	
27	90387-06M17	COLLAR COLLERETTE	2	2	2	2	

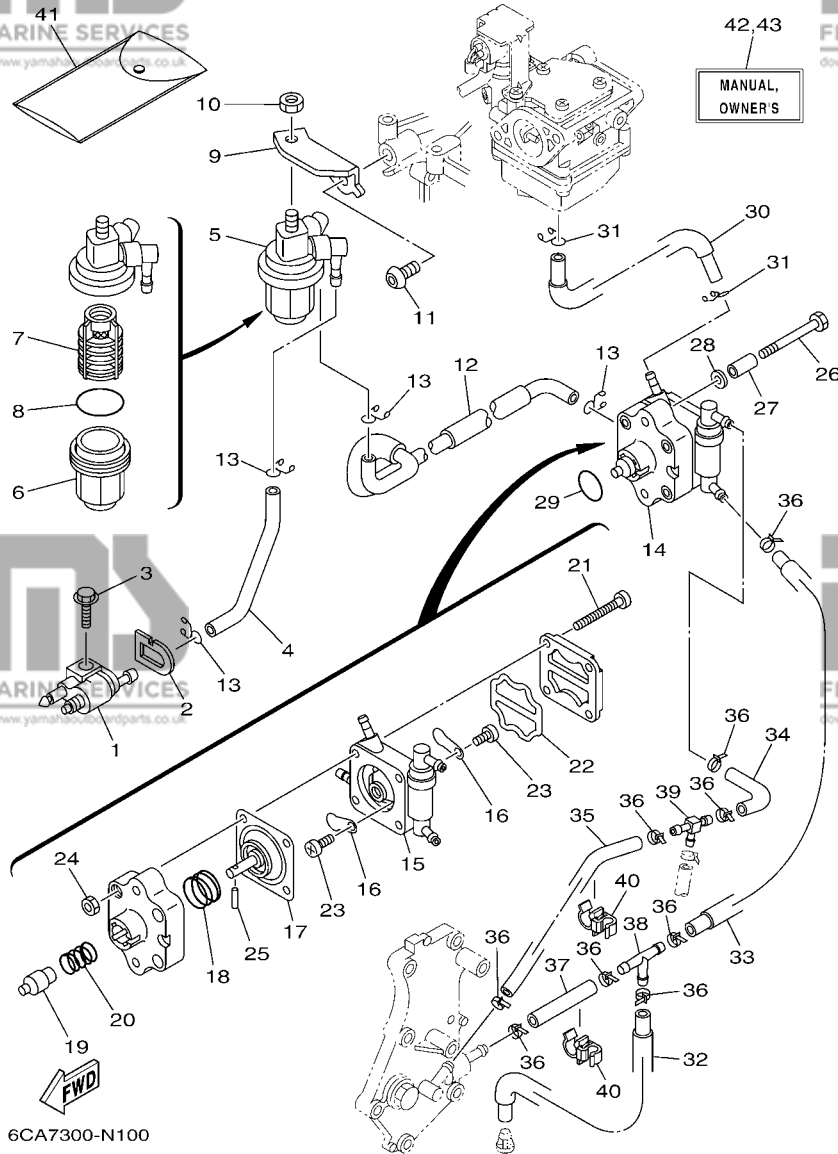


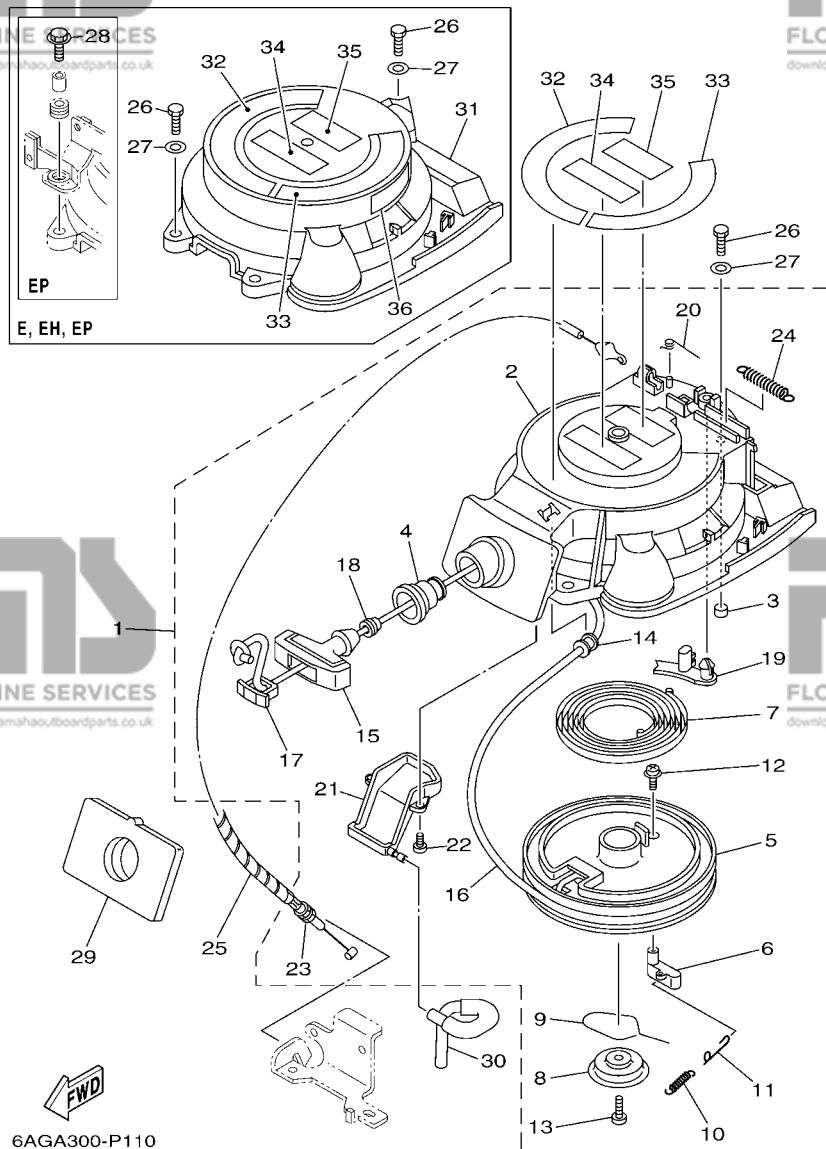
FIG. 10 FUEL

CARBURANT

REF. NO.	PART NO. N° PIECES	DESCRIPTION DESCRIPTION	MH	EH	L	EP	REMARKS REMARQUES
28	90201-06106	WASHER, PLATE RONDELLE, PLATE	2	2	2	2	
29	93210-20M65	O-RING JOINT TORIQUE	1	1	1	1	
30	6AH-24313-00	PIPE 3 DURITE 3	1	1	1	1	
31	90467-09M17	CLIP JONC	2	2	2	2	
32	6AH-24321-00	PIPE 10 DURITE 10	1	1	1	1	
33	6AH-24322-00	PIPE 11 DURITE 11	1	1	1	1	
34	90445-09026	HOSE (L68) DURITE (L68)	1	1	1	1	
35	90445-09082	HOSE (L150) DURITE (L150)	1	1	1	1	Go to P/N : PE0-OM-150030
36	90465-11M10	CLAMP BRIDE	9	9	9	9	
37	90445-09061	HOSE (L65) DURITE (L65)	1	1	1	1	Go to P/N : PE0-OM-150030
38	688-24378-00	PIPE, JOINT 3 DURITE RACCORDEMENT 3	1	1	1	1	
39	6C5-24378-00	PIPE, JOINT 3 DURITE RACCORDEMENT 3	1	1	1	1	
40	90464-09018	CLAMP BRIDE	2	2	2	2	
41	62Y-28100-00	TOOL KIT TROUSSE A OUTILS	1	1	1	1	AP AP
42	6AG-28199-79-E0	MANUAL,OWNER'S MANUEL D'UTILISATION	1	1	1	1	UR (E) UR (E)
42	6AG-28199-79-F0	MANUAL,OWNER'S MANUEL D'UTILISATION	1	1	1	1	UR (F) UR (F)
42	6AG-28199-79-S0	MANUAL,OWNER'S MANUEL D'UTILISATION	1	1	1	1	UR (ES) UR (ES)
42	6AG-28199-79-G0	MANUAL,OWNER'S MANUEL D'UTILISATION	1	1	1	1	UR (D) UR (D)
42	6AG-28199-79-D0	MANUAL,OWNER'S MANUEL D'UTILISATION	1	1	1	1	UR (NL) UR (NL)
42	6AG-28199-79-H0	MANUAL,OWNER'S MANUEL D'UTILISATION	1	1	1	1	UR (I) UR (I)
43	6AG-28199-89-K0	MANUAL,OWNER'S MANUEL D'UTILISATION	1	1	1	1	UR (DK) UR (DK)
43	6AG-28199-89-R0	MANUAL,OWNER'S MANUEL D'UTILISATION	1	1	1	1	UR (GR) UR (GR)
43	6AG-28199-89-P0	MANUAL,OWNER'S MANUEL D'UTILISATION	1	1	1	1	UR (P) UR (P)
43	6AG-28199-89-N0	MANUAL,OWNER'S MANUEL D'UTILISATION	1	1	1	1	UR (N) UR (N)
43	6AG-28199-89-M0	MANUAL,OWNER'S MANUEL D'UTILISATION	1	1	1	1	UR (S) UR (S)
43	6AG-28199-89-L0	MANUAL,OWNER'S MANUEL D'UTILISATION	1	1	1	1	UR (SF) UR (SF)

FIG. 11 STARTER

DEMARREUR



6AGA300-P110

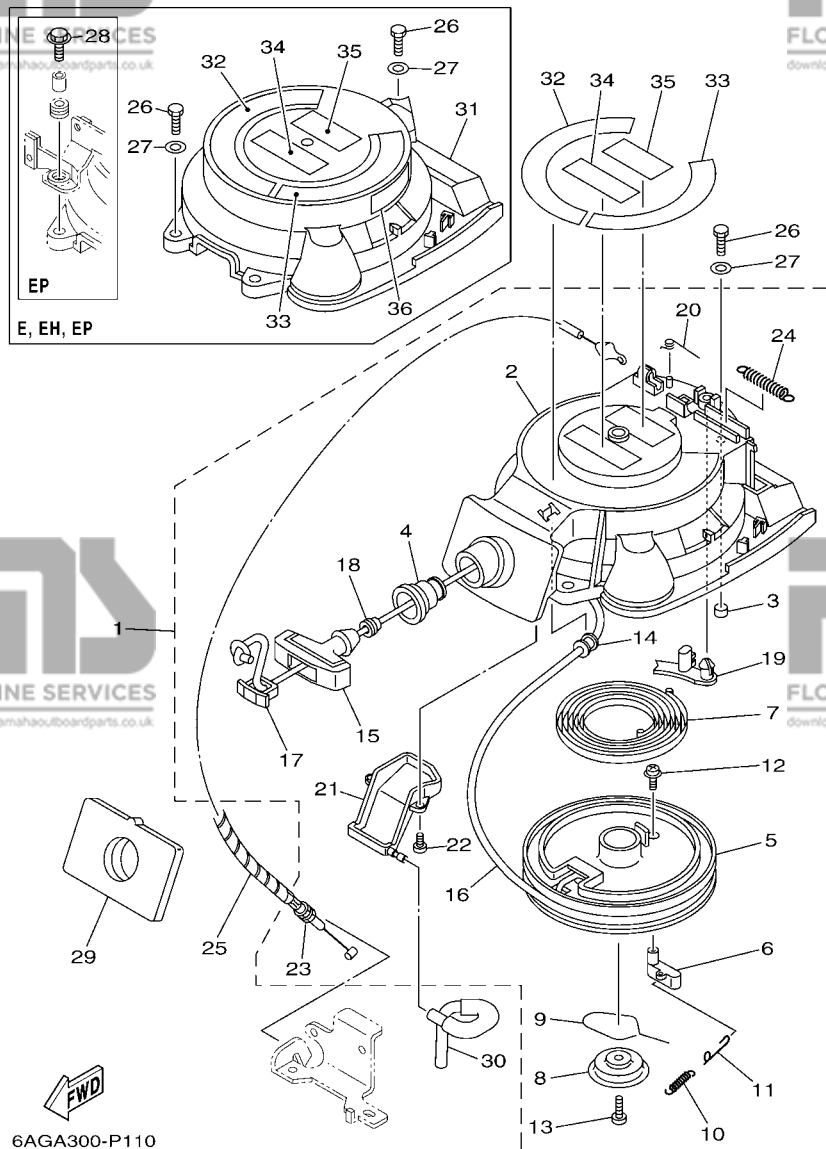
*1: CUT FROM 50M ROLLS, PART NO. 90890-44373, CUTTING LENGTH 1.8M

*1:A PRELEVER SUR BOBINE 50M, REFERENCE 90890-44373, LONGUEUR DE COUPE 1.8M

REF. NO.	PART NO. N° PIECES	DESCRIPTION DESCRIPTION	MH	EH	E	EP	REMARKS REMARQUES
1	6AH-15710-01	STARTER ASSY DEMARREUR COMPLET	1				
2	6AH-15711-00	.CASE, STARTER .CARTER DE DEMARREUR	1				
3	67D-15764-00	.COLLAR 1 .COLLERETTE 1	3				
4	6AH-15795-00	.GUIDE, ROPE .GUIDE DE CABLE	1				
5	63V-15714-00	.DRUM, SHEAVE .TAMBOUR, POULIE	1				
6	6AH-15741-10	.PAWL, DRIVE .CLIQUET, ENTRAINEMENT	1				
7	63V-15713-00	.SPRING, STARTER .RESSORT DE DEMARREUR	1				
8	68T-15716-00	.PLATE, DRIVE .PLAQUE, ENTRAINEMENT	1				
9	63V-15705-01	.SPRING, DRIVE PAWL .RESSORT DE CLIQUET	1				
10	63V-15767-01	.SPRING .RESSORT	1				
11	68T-15784-00	.SPRING, RETURN .RESSORT, RAPPEL	1				
12	63V-15793-00	.SCREW .VIS	1				
13	68T-15793-00	.SCREW .VIS	1				
14	68T-15764-00	.COLLAR 1 .COLLERETTE 1	1				
15	689-15755-01	.HANDLE, STARTER .POIGNEE, DE DEMARREUR	1				
16		.WIRE, STARTER (L:1800MM) .CABLE DE DEMARREUR (L:1800MM)	1				*1
17	6F5-15779-02	.COVER .COUVERCLE	1				
18	6A0-15789-00	.DAMPER .AMORTISSEUR	1				
19	66T-15794-00	.STOPPER .BUTEE	1				
20	66T-15734-00	.SPRING, RETURN .RESSORT, RAPPEL	1				
21	6AH-15782-00	.COVER, SHEAVE .COUVERCLE, POULIE	1				
22	6AH-15793-00	.SCREW .VIS	2				
23	6AH-15770-00	.CABLE COMP., STARTER STOP .CABLE, BUTEE DE DEMAR	1				
24	66T-15731-00	.SPRING, RETURN .RESSORT, RAPPEL	1				
25	90446-06M90	HOSE (L120) DURITE (L120)	1				
26	97095-06020	BOLT BOULON	3	3	3		
	97095-06020	BOLT BOULON				1	

FIG. 11 STARTER

DEMARREUR



*1: CUT FROM 50M ROLLS, PART NO. 90890-44373, CUTTING LENGTH 1.8M

*1:A PRELEVER SUR BOBINE 50M ,REFERENCE 90890-44373, LONGUEUR DE COUPE 1.8M

REF. NO.	PART NO. N° PIECES	DESCRIPTION DESCRIPTION	MH	EH	E	EP	REMARKS REMARQUES
27	92995-06600	WASHER RONDELLE	3	3	3		
	92995-06600	WASHER RONDELLE				1	
28	90119-06169	BOLT, WITH WASHER BOULON, AVEC RONDELLE				2	
29	6AH-15762-00	SEAL, RUBBER 2 JOINT CAOUTCHOUC 2	1				Go to P/N : PE0-OM-150015
30	6AH-24316-00	PIPE 6 DURITE 6	1				
31	6AH-81337-00	COVER, FLYWHEEL COUVERCLE, VOLANT		1	1	1	
32	6AH-14427-60	LABEL, INSTRUCTION ETIQUETTE, INSTRUCTION	1	1	1	1	
33	6AH-13437-60	MARK, CAUTION MAKER	1	1	1	1	
34	6EE-81995-40	LABEL, WARNING ETIQUETTE, AVERTISSEMENT	1	1	1	1	
35	6EE-81995-50	LABEL, WARNING ETIQUETTE, AVERTISSEMENT	1	1	1	1	
36	6AG-81996-00	MARK MARQUE				1	1

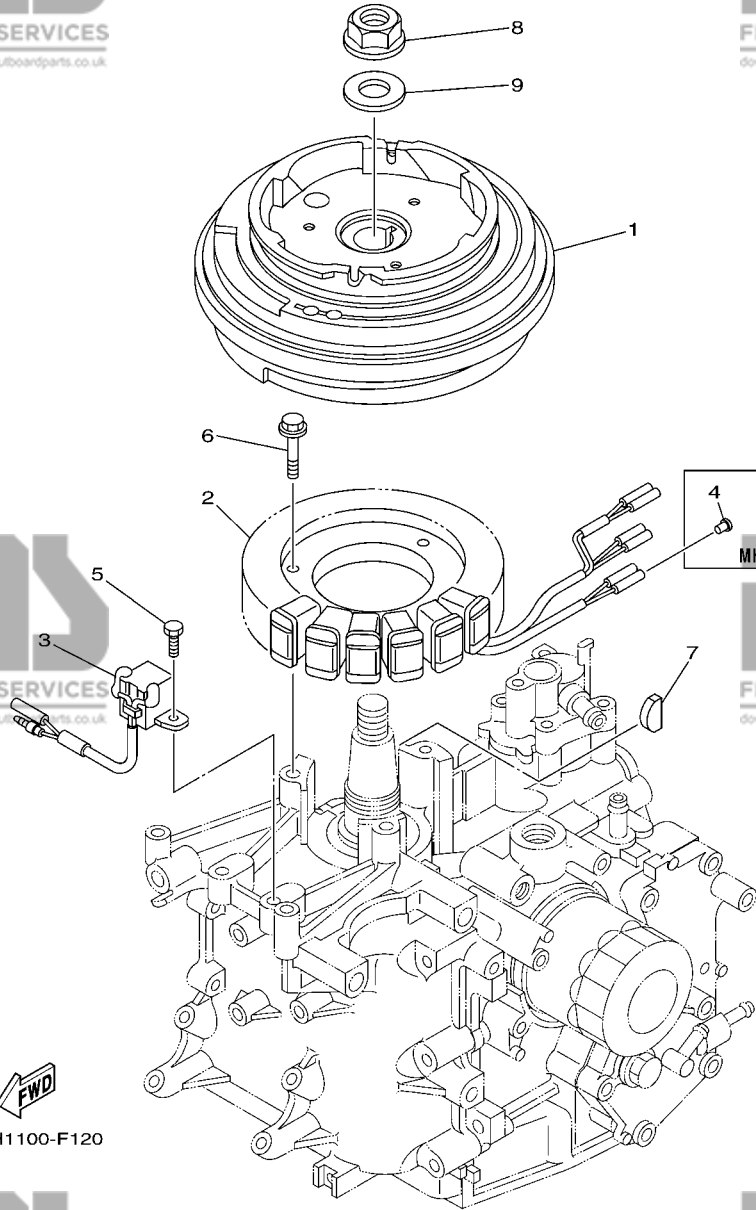
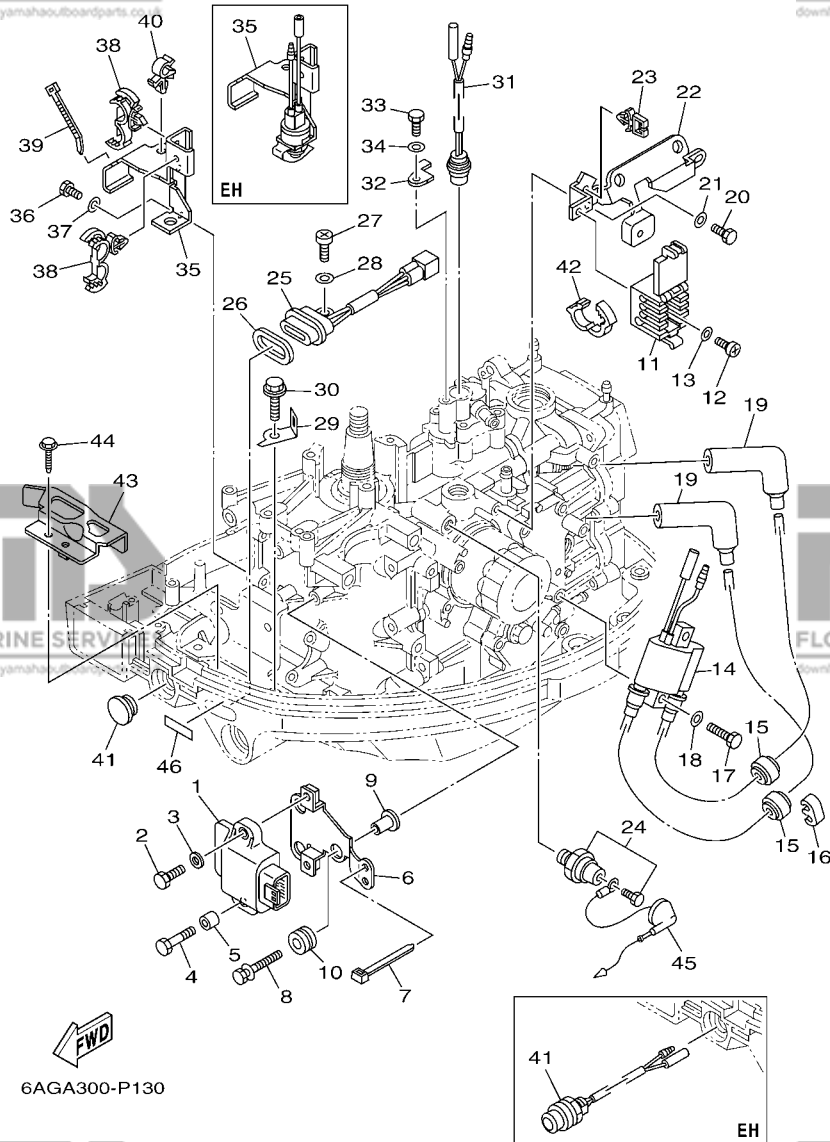


FIG. 12 GENERATOR

GENERATRICE

REF. NO.	PART NO. N° PIECES	DESCRIPTION DESCRIPTION	MH	EH	E	EP	REMARKS REMARQUES
1	6AH-85550-00	ROTOR ASSY ROTOR CPLT	1				
	6AH-85550-10	ROTOR ASSY ROTOR CPLT		1	1	1	
2	6AH-85510-00	STATOR ASSY STATOR CPLT	1	1	1	1	
3	6AH-85580-00	COIL, PULSER BOBINE, PULSEUR	1	1	1	1	
4	703-82119-00	COVER, LEAD WIRE GARNITURE, FIL	2				
5	97095-05012	BOLT BOULON	2	2	2	2	
6	95895-06030	BOLT, FLANGE BOULON	3	3	3	3	
7	90280-05013	KEY, WOODRUFF CLAVETTE, DEMI-LUNE	1	1	1	1	
8	90179-16M05	NUT ECROU	1	1	1	1	
9	90201-16M44	WASHER, PLATE RONDELLE, PLATE	1	1	1	1	

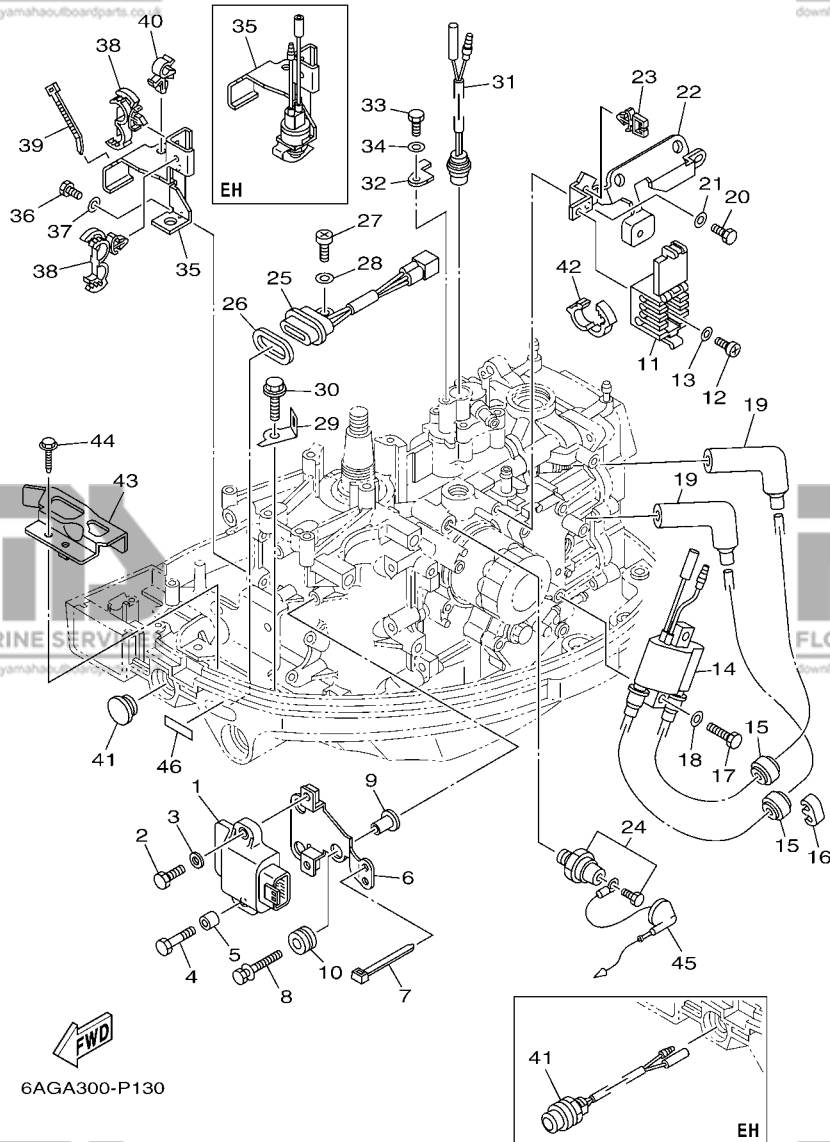


6AGA300-P130

FIG. 13 ELECTRICAL 1

PARTIE ELECTRIQUE 1

REF. NO.	PART NO. N° PIECES	DESCRIPTION DESCRIPTION	MH	EH	U	EP	REMARKS REMARQUES
1	6AH-85540-10	C.D.I. UNIT ASSY BLOC C.D.I.	1	1	1	1	F20B F20B
	6AH-85540-00	C.D.I. UNIT ASSY BLOC C.D.I.	1	1	1	1	F15C F15C
2	97095-06020	BOLT BOULON	1	1	1	1	
3	92995-06600	WASHER RONDELLE	1	1	1	1	
4	97095-06030	BOLT BOULON	1	1	1	1	
5	90387-06M74	COLLAR COLLERETTE	1	1	1	1	
6	6AH-81948-00	BRACKET SUPPORT	1	1	1	1	
7	90465-13M18	CLAMP BRIDE	1	1	1	1	
8	90119-06M35	BOLT, WITH WASHER BOULON, AVEC RONDELLE	3	3	3	3	
9	90387-06289	COLLAR COLLERETTE	3	3	3	3	
10	90480-10M23	GROMMET PASSE-FIL	3	3	3	3	
11	6AH-82522-00	CLAMP, COUPLER BRIDE, DE CONNECTEUR	1	1	1	1	
12	97880-06010	SCREW, PAN HEAD VIS, TETE TRONCONIQUE	1	1	1	1	
13	90201-06M05	WASHER, PLATE RONDELLE, PLATE	1	1	1	1	
14	6F5-85570-13	IGNITION COIL ASSY BOBINE D'ALLUMAGE (ENS.)	1	1	1	1	
15	90480-25003	GROMMET PASSE-FIL	2	2	2	2	
16	67F-82361-00	CLAMP, CORD COLLIER, CORDON	1	1	1	1	
17	97095-06025	BOLT BOULON	2	2	2	2	
18	92995-06600	WASHER RONDELLE	2	2	2	2	
19	6AH-82370-00	PLUG CAP ASSY ANTIPARASITE	2	2	2	2	
20	97095-06014	BOLT BOULON	2	2	2	2	
21	92995-06600	WASHER RONDELLE	2	2	2	2	
22	6AH-85542-00	BRACKET SUPPORT	1	1	1	1	
23	90464-07M56	CLAMP BRIDE	2	2	2	2	
24	64J-82504-00	OIL PRESSURE SWITCH ASSY CONTACTEUR DE PRESSION D'HUILE	1	1	1	1	
25	62Y-84301-00	PILOT LIGHT ASSY 1 LAMPE-TEMOIN 1	1	1	1	1	
26	6H4-83589-00	GASKET GARNITURE	1	1	1	1	



6AGA300-P130

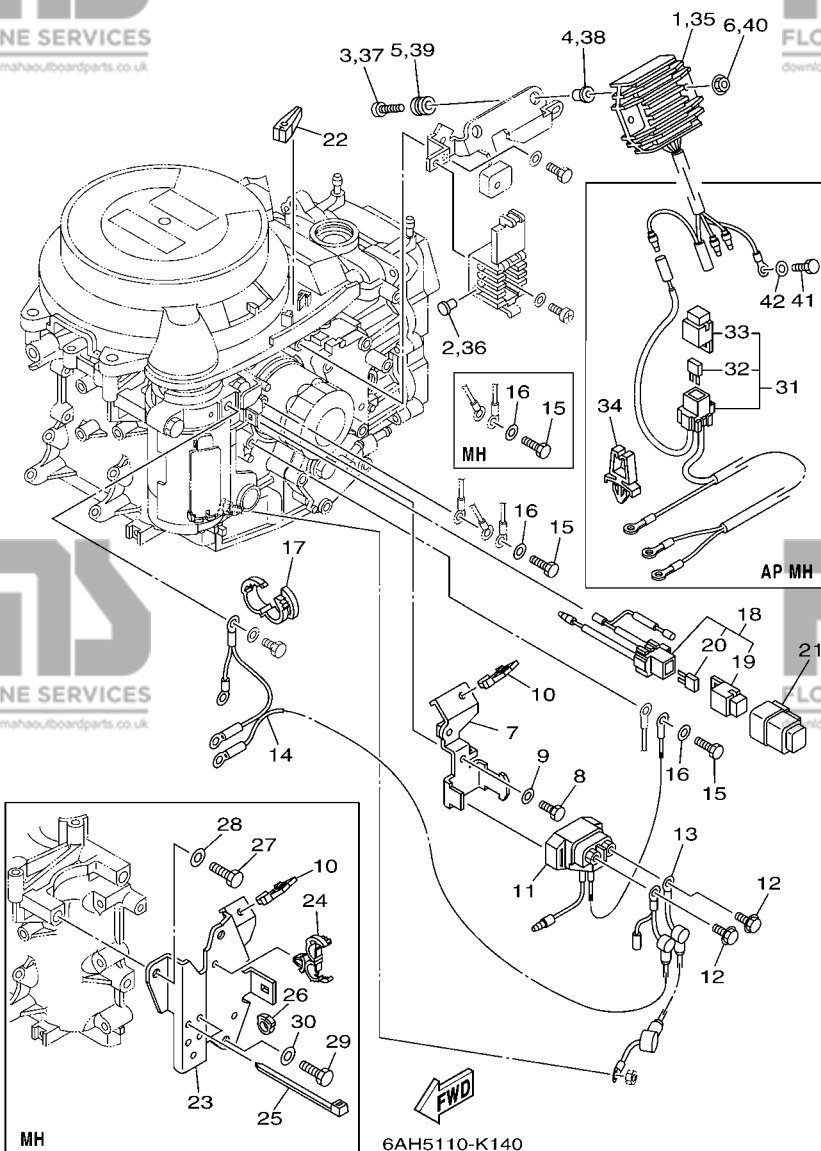
FIG. 13 ELECTRICAL 1

PARTIE ELECTRIQUE 1

REF. NO.	PART NO. N° PIECES	DESCRIPTION DESCRIPTION	MH	EH	U	EP	REMARKS REMARQUES
27	97885-06012	SCREW, PAN HEAD VIS, A ENCOCHE	1	1	1	1	
28	92995-06600	WASHER RONDELLE	1	1	1	1	
29	6AH-82388-00	PLATE PLAQUETTE	1	1	1		
30	90109-06M86	BOLT BOULON	1	1	1		
31	6AH-82560-00	THERMO SWITCH ASSY THERMO-CONTACT COMPLET	1	1	1	1	
32	6AH-82588-00	PLATE PLAQUE	1	1	1	1	
33	97095-06014	BOLT BOULON	1	1	1	1	
34	92995-06600	WASHER RONDELLE	1	1	1	1	
35	6AH-82554-00	STAY, NEUTRAL SWITCH SUPPORT, CONT DE POINT-MORT	1	1	1		
	6AH-82540-01	NEUTRAL SWITCH ASSY CONTACTEUR DE POINT-MORT		1			
36	97095-06016	BOLT BOULON	2	2	2	2	
37	92995-06600	WASHER RONDELLE	2	2	2	2	
38	90464-18246	CLAMP BRIDE	2	2	2	2	
39	90465-13M18	CLAMP BRIDE	1	1		1	
40	90464-10M32	CLAMP BRIDE	1	1	1	1	
41	6G1-42725-00	GROMMET PASSE-FIL	1		1	1	
	68T-81870-00	STARTING SWITCH ASSY CONTACT A CLEF		1			
42	90464-16003	CLAMP BRIDE	1	1			
	90464-16001	CLAMP BRIDE			1	1	
43	6AH-82389-00	PLATE 2 PLAQUETTE 2	1	1	1	1	
44	90109-06M86	BOLT BOULON	1	1	1	1	
45	6AH-82553-10	EXTENSION, WIRE LEAD EXTENSION, FAISCEAU	1				
	6AH-82553-00	EXTENSION, WIRE LEAD EXTENSION, FAISCEAU		1	1	1	
46	67C-85415-00	MARK, SIGNAL LAMP ETIQUETTE	1	1	1	1	

FIG. 14 ELECTRICAL 2

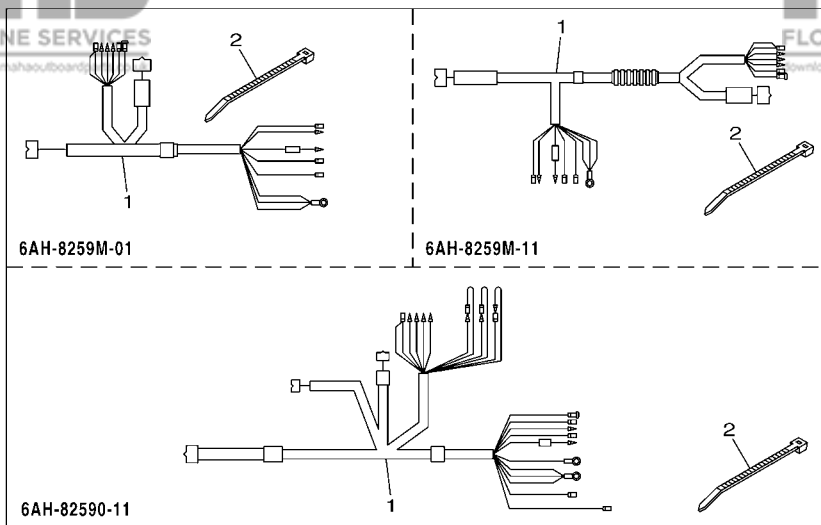
PARTIE ELECTRIQUE 2



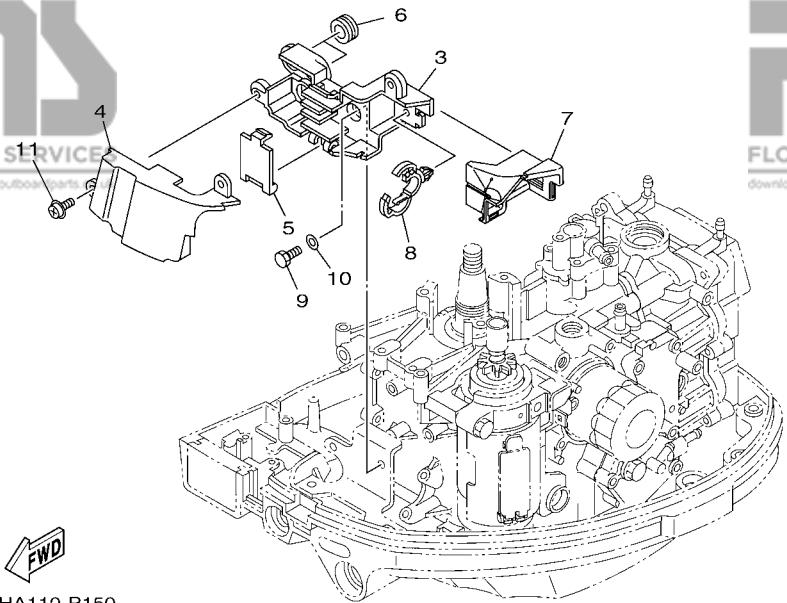
REF. NO.	PART NO. N° PIECES	DESCRIPTION DESCRIPTION	MH	EH	W	EP	REMARKS REMARQUES
1	6AH-81960-00	RECTIFIER & REGULATOR ASSY REDRESSEUR REGULATEUR CPLT		1	1	1	
2	703-82119-00	COVER, LEAD WIRE GARNITURE, FIL		1	1	1	
3	98980-06030	SCREW, BIND VIS, DE PRESSION		2	2	2	
4	90387-06M70	COLLAR COLLERETTE		2	2	2	
5	90480-13M24	GROMMET PASSE-FIL		2	2	2	
6	95780-06500	NUT, FLANGE ECROU		2	2	2	
7	6AH-81945-00	PLATE, SWITCH FITTING PLAQUE, FIXATION DU RELAIS		1	1	1	
8	97095-06014	BOLT BOULON		1	1	1	
9	92995-06600	WASHER RONDELLE		1	1	1	
10	90464-08004	CLAMP BRIDE	1	1	1	1	
11	68T-81940-00	STARTER RELAY ASSY LANCEUR RELAIS (ENS.)		1	1	1	
12	97595-06610	BOLT, WITH WASHER VIS HEXAGONAL AVC RONDELLE		2	2	2	
13	6AH-82117-00	WIRE, LEAD FIL		1	1	1	
14	6AH-82105-01	BATTERY CABLE CABLE DE BATTERIE		1	1	1	
15	97095-06014	BOLT BOULON	1				
16	97095-06014	BOLT BOULON		2	2	2	
17	92995-06600	WASHER RONDELLE	1				
18	92995-06600	WASHER RONDELLE		2	2	2	
19	90464-16001	CLAMP BRIDE		1	1	1	
20	6AH-82150-00	FUSE HOLDER ASSY SUPPORT DE FUSIBLE		1	1	1	
21	67F-8215B-10	.CAP (YELLOW) .BOUCHON (YELLOW)		1	1	1	
22	67F-82151-00	.FUSE (20A) .FUSIBLE (20A)		2	2	2	
23	6AH-82157-00	DAMPER AMORTISSEUR		1	1	1	
24	67F-2812A-00	PULLER, FUSE TENDEUR, FUSIBLE		1	1	1	
25	6AH-82398-00	PLATE 3 PLAQUETTE 3	1				
26	90464-18246	CLAMP BRIDE	1				
27	90465-13M18	CLAMP BRIDE	3				

FIG. 15 ELECTRICAL 3

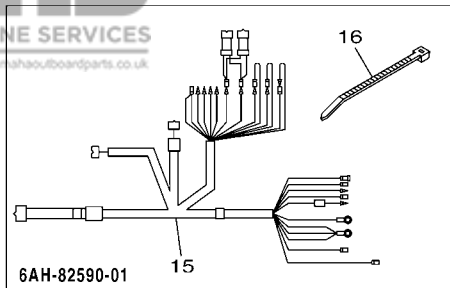
PARTIE ELECTRIQUE 3



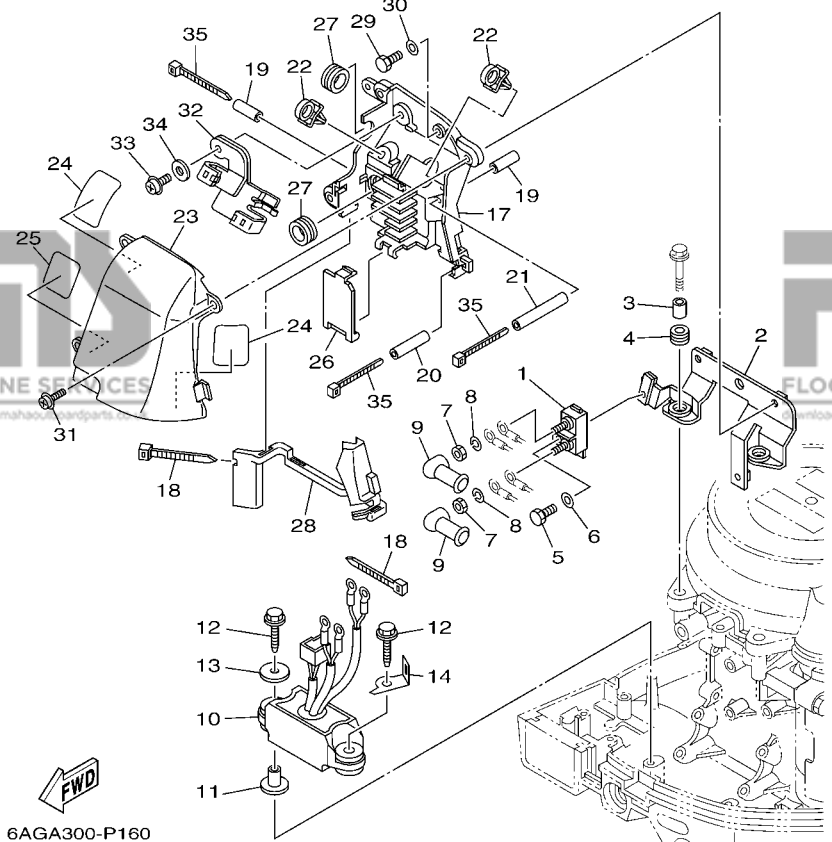
REF. NO.	PART NO. N° PIECES	DESCRIPTION DESCRIPTION	MH	EH	E	EP	REMARKS REMARQUES
1	6AH-8259M-11	WIRE HARNESS ASSY 2 FAISCEAU DE FILS	1				
	6AH-8259M-01	WIRE HARNESS ASSY 2 FAISCEAU DE FILS		1			
	6AH-82590-11	WIRE HARNESS ASSY FAISCEAU DE FILS COMPLET			1		
2	90465-13M18	CLAMP BRIDE	1	1	1		
3	6AH-8552A-00	HOUSING CARTER	1	1	1		
4	6AH-8552E-00	COVER, CASE COUVERCLE	1	1	1		
5	6AH-85537-00	COVER COUVERCLE	1	1	1		
6	90480-19368	GROMMET PASSE-FIL	2	2	2		
7	6AH-85547-00	DAMPER AMORTISSEUR	1	1	1		
8	90464-20181	CLAMP BRIDE	1	1	1		
9	97095-06014	BOLT BOULON	2	2	2		
10	92995-06600	WASHER RONDELLE	2	2	2		
11	97985-06214	SCREW, WITH WASHER VIS, AVEC RONDELLE	2	2	2		



6AHA110-P150



6AH-82590-01

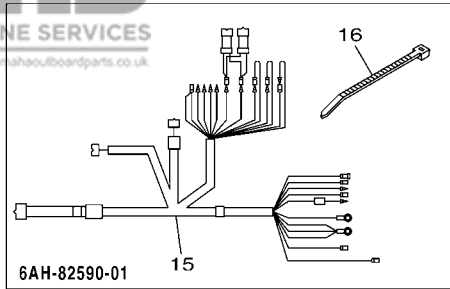


6AGA300-P160

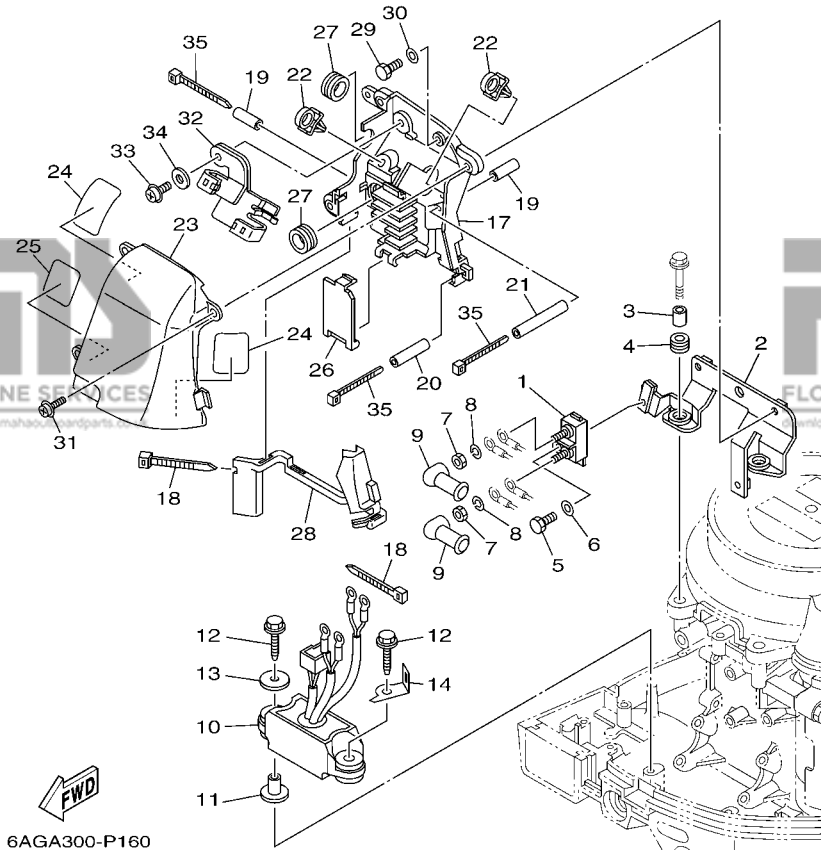
FIG. 16 ELECTRICAL 4

PARTIE ELECTRIQUE 4

REF. NO.	PART NO. N° PIECES	DESCRIPTION DESCRIPTION	MH	EH	E	EP	REMARKS REMARQUES
1	6H5-81925-00	TERMINAL BORNE				1	
2	6AH-81929-01	BRACKET, TERMINAL SUPPORT				1	
3	90387-06182	COLLAR COLLERETTE				2	
4	6AH-82317-00	DAMPER, IGNITION COIL AMORTISSEUR, BOBINE D'ALLUM				2	
5	97095-06014	BOLT BOULON				1	
6	92995-06600	WASHER RONDELLE				1	
7	90170-06M30	NUT ECROU				2	
8	90204-06M00	WASHER, SPRING RONDELLE, GROWER				2	
9	6G5-82119-00	COVER, LEAD WIRE GARNITURE, FIL				2	
10	6AH-81950-00	RELAY ASSY RELAIS COMPLET				1	
11	90387-06M03	COLLAR COLLERETTE				2	
12	90109-06MA2	BOLT BOULON				2	
13	90201-06416	WASHER, PLATE RONDELLE, PLATE				1	
14	6AH-82388-00	PLATE PLAQUETTE				1	
15	6AH-82590-01	WIRE HARNESS ASSY FAISCEAU DE FILS COMPLET				1	
16	90465-13M18	CLAMP BRIDE				1	
17	6AH-8552A-10	HOUSING CARTER				1	
18	90465-13M18	CLAMP BRIDE				2	
19	90445-07025	HOSE DURITE				2	
20	90445-07026	HOSE DURITE				1	
21	90445-07027	HOSE DURITE				1	
22	90464-12001	CLAMP BRIDE				2	
23	6AH-8552E-10	COVER, CASE COUVERCLE				1	
24	6AH-42735-10	PROTECTOR PROTECTEUR				2	
25	6AH-42735-20	PROTECTOR PROTECTEUR				1	
26	6AH-85537-10	COVER COUVERCLE				1	
27	90480-19368	GROMMET PASSE-FIL				2	



6AH-82590-01



6AGA300-P160

FIG. 16 ELECTRICAL 4

PARTIE ELECTRIQUE 4

REF. NO.	PART NO. N° PIECES	DESCRIPTION DESCRIPTION	MH	EH	E	EP	REMARKS REMARQUES
28	6AH-85547-10	DAMPER AMORTISSEUR				1	
29	97095-06014	BOLT BOULON				3	
30	92995-06600	WASHER RONDELLE				3	
31	97985-06214	SCREW, WITH WASHER VIS, AVEC RONDELLE				3	
32	6AH-85525-10	PLATE PLAQUE				1	
33	97985-06214	SCREW, WITH WASHER VIS, AVEC RONDELLE				1	
34	90201-06068	WASHER, PLATE RONDELLE, PLATE				1	
35	90464-76001	CLAMP BRIDE				3	

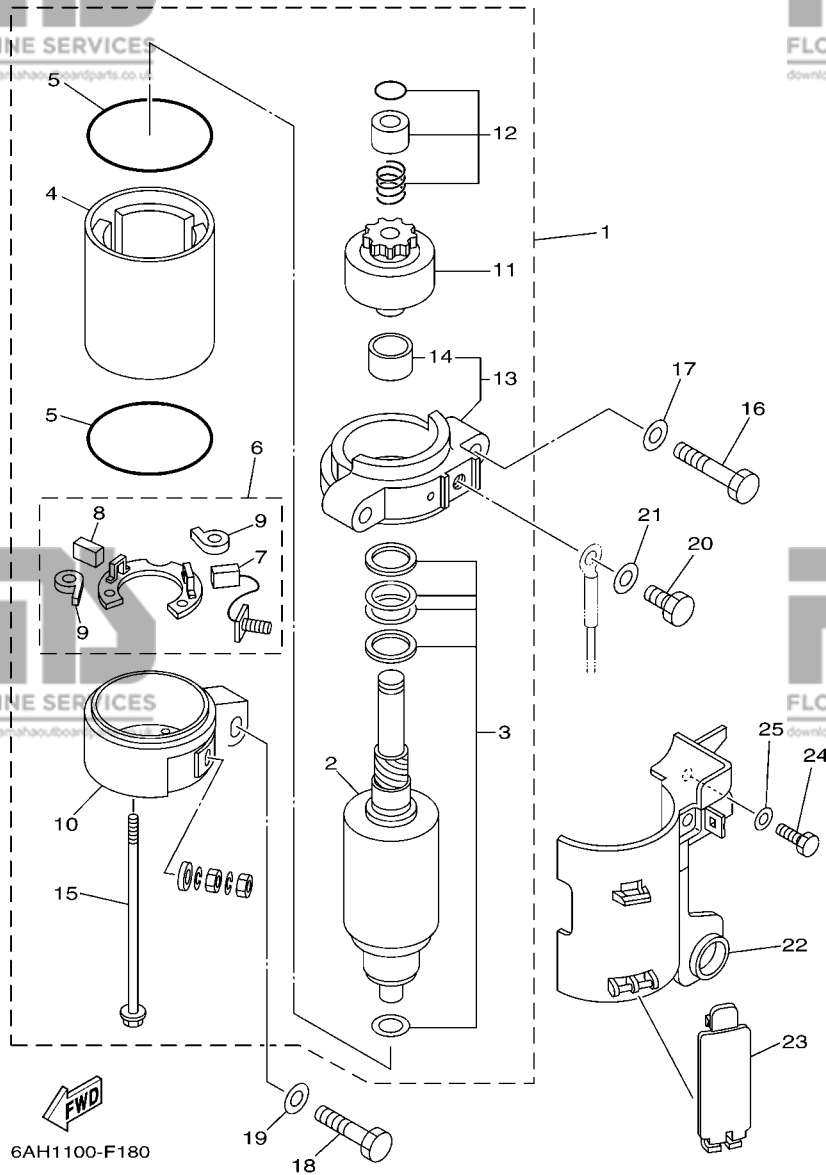


FIG. 18 STARTING MOTOR

DEMARREUR ELECTRIQUE

REF. NO.	PART NO. N° PIECES	DESCRIPTION DESCRIPTION	MH	EH	U	CP	REMARKS REMARQUES
1	6AH-81800-00	STARTING MOTOR ASSY DEMARREUR ELECTRIQUE COMPLET		1	1	1	
2	689-81850-11	.ARMATURE ASSY .INDUIT		1	1	1	
3	689-81809-11	.WASHER KIT .JEU DE RONDELLES		1	1	1	
4	689-81810-11	.STATOR ASSY .STATOR COMPLET		1	1	1	
5	689-81847-11	.O-RING .JOINT TORIQUE		2	2	2	
6	689-81840-11	.BRUSH HOLDER ASSY .SUPPORT DE CHARBON		1	1	1	
7	689-81811-11	..BRUSH 1 ..CHARBON 1		1	1	1	
8	689-81812-11	..BRUSH 2 ..CHARBON 2		1	1	1	
9	689-81813-10	..SPRING, BRUSH ..RESSORT, DE CHARBON		2	2	2	
10	6AH-81820-00	.REAR BRACKET ASSY .SUPPORT ARRIERE COMPLET		1	1	1	
11	689-81807-12	.GEAR ASSY, STARTING MOTOR .PIGNON, DEMARREUR ELECTRIQUE		1	1	1	
12	68T-81857-00	.RETAINER .ARRETOIR		1	1	1	
13	6AH-81830-00	.FRONT BRACKET ASSY .SUPPORT AVANT		1	1	1	
14	689-81831-00	..METAL, FRONT ..METAL, AVANT		1	1	1	
15	689-81826-10	.BOLT .BOULON		2	2	2	
16	97013-08045	BOLT BOULON		2	2	2	
17	92903-08600	WASHER, PLATE RONDELLE, PLATE		2	2	2	
18	97013-08035	BOLT BOULON		1	1	1	
19	92903-08600	WASHER, PLATE RONDELLE, PLATE		1	1	1	
20	97095-08016	BOLT BOULON		1	1	1	
21	92995-08600	WASHER RONDELLE		1	1	1	
22	6AH-81942-00	COVER COUVERCLE		1	1	1	
23	6AH-82581-00	STAY, CORD CLAMP SUPPORT, COLLIER DE CORDON		1	1	1	
24	97095-06014	BOLT BOULON		1	1	1	
25	92995-06600	WASHER RONDELLE		1	1	1	

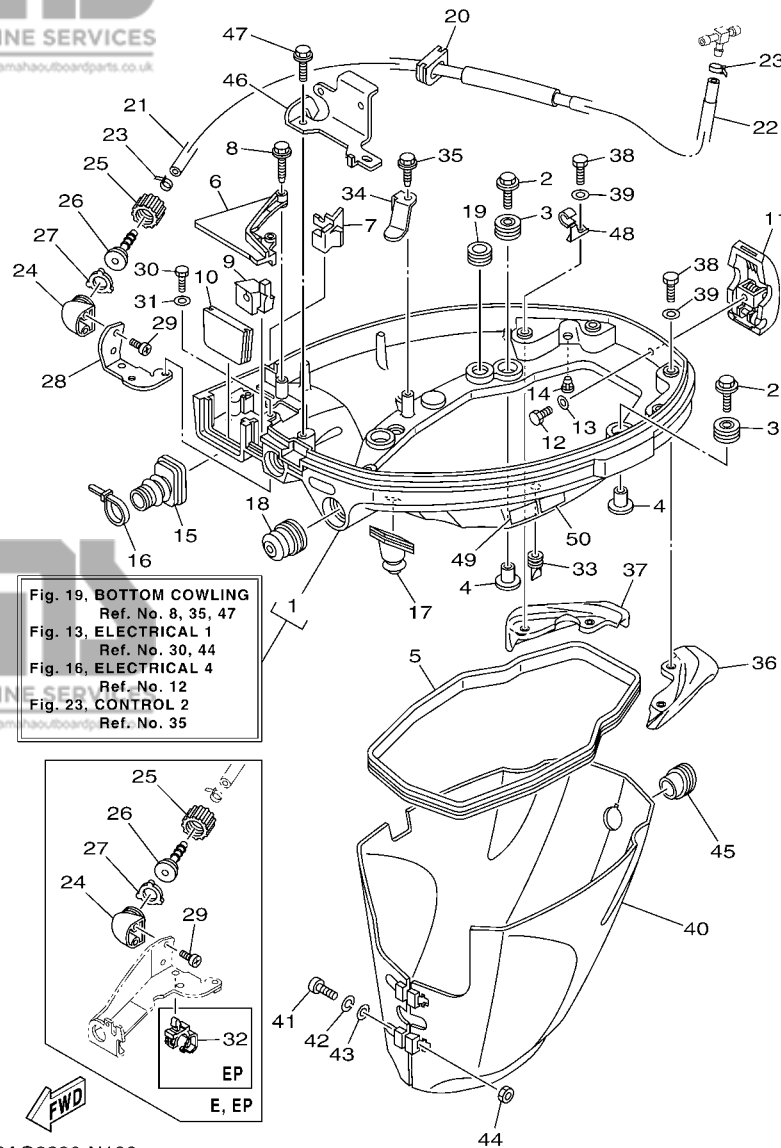


Fig. 19, **BOTTOM COWLING**
Ref. No. 8, 35, 47
Fig. 13, **ELECTRICAL 1**
Ref. No. 30, 44
Fig. 16, **ELECTRICAL 4**
Ref. No. 12
Fig. 23, **CONTROL 2**
Ref. No. 35

FIG. 19 BOTTOM COWLING

CAPOT INFERIEUR

REF. NO.	PART NO. N° PIECES	DESCRIPTION DESCRIPTION	MH	EH	U	EP	REMARKS REMARQUES
1	6AH-42710-00-4D	BOTTOM COWLING ASSY ENS. EMBASE	1	1	1		
	6AH-42710-10-4D	BOTTOM COWLING ASSY ENS. EMBASE				1	
2	68F-85119-00	BOLT BOULON	4	4	4	4	
3	90480-21M82	GROMMET PASSE-FIL	4	4	4	4	
4	90387-06176	COLLAR COLLERETTE	4	4	4	4	
5	6AH-42716-00	RUBBER, SEAL 1 JOINT EN CAOUTCHOUC 1	1	1	1	1	
6	6AH-42738-00-4D	PLATE, FITTING ETRIER	1	1	1	1	
7	6AH-42718-00	RUBBER, SEAL 3 JOINT	1	1	1	1	
8	90109-06M82	BOLT BOULON	2	2	2	2	
9	6AH-42725-00	GROMMET PASSE-FIL	1				
	6AH-42725-10	GROMMET PASSE-FIL		1			
	6AH-42725-20	GROMMET PASSE-FIL			1	1	
10	6AH-42724-00	GROMMET PASSE-FIL	1	1			
	6AH-42724-10	GROMMET PASSE-FIL			1	1	
11	6AH-42801-00	COWLING CLAMP COMP. BRIDE DE CAPOT COMP.	1	1	1	1	
12	97095-06012	BOLT BOULON	1	1	1	1	
13	92995-06600	WASHER RONDELLE	1	1	1	1	
14	6BL-44391-00	NIPPLE, HOSE RACCORD D'ESSENCE	1	1	1	1	
15	6AH-26326-00	GROMMET RONDELLE CAOUTCHOUC	1	1		1	
	6AH-26326-10	GROMMET RONDELLE CAOUTCHOUC				1	
16	90465-11M10	CLAMP BRIDE	1	1		1	
17	6AH-42727-00	GROMMET PASSE-FIL	1	1	1	1	
18	65W-42726-00	GROMMET PASSE-FIL	1	1			
	65W-42726-10	GROMMET PASSE-FIL			1	1	
19	90480-16007	GROMMET PASSE-FIL	1	1	1	1	
20	6AH-42726-00	GROMMET PASSE-FIL	1	1	1	1	
21	6AH-24314-01	PIPE 4 DURITE 4	1	1	1	1	

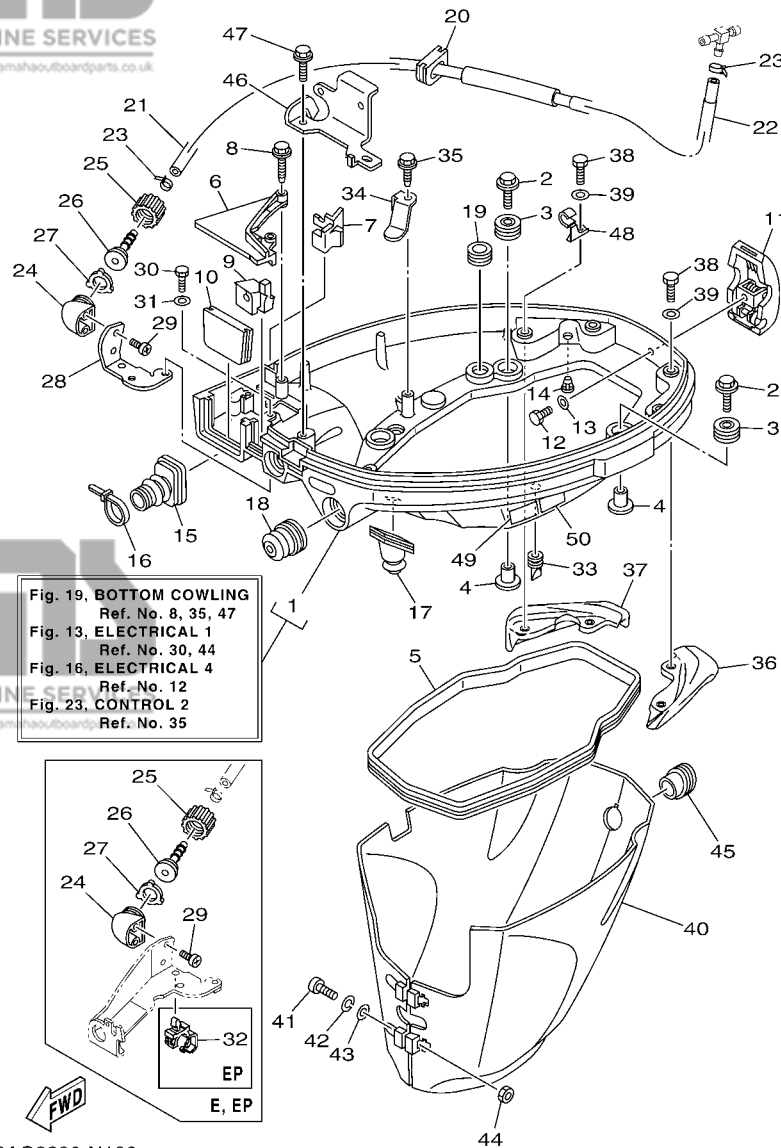


Fig. 19. BOTTOM COWLING
Ref. No. 8, 35, 47
Fig. 13, ELECTRICAL 1
Ref. No. 30, 44
Fig. 16, ELECTRICAL 4
Ref. No. 12
Fig. 23, CONTROL 2
Ref. No. 35

FIG. 19 BOTTOM COWLING

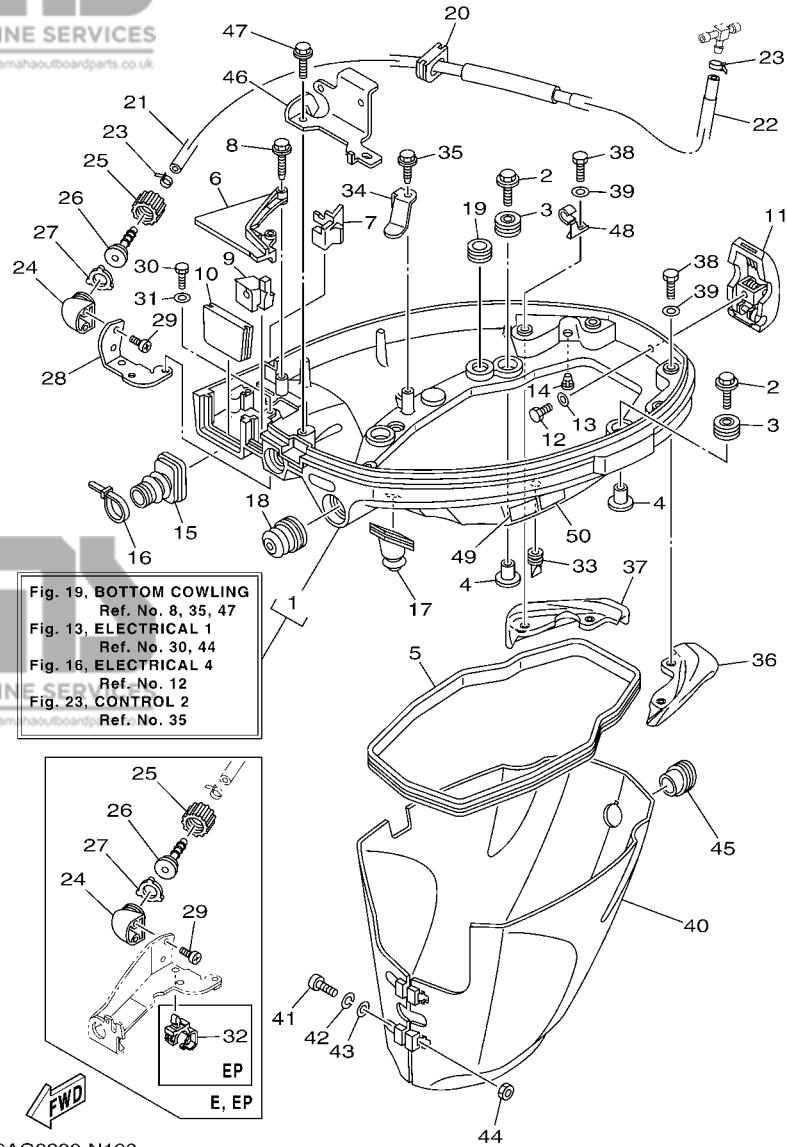
CAPOT INFERIEUR

REF. NO.	PART NO. N° PIECES	DESCRIPTION DESCRIPTION	MH	EH	L	EP	REMARKS REMARQUES
22	90445-15003	HOSE (L230) DURITE (L230)	1	1	1	1	
23	90465-11M10	CLAMP BRIDE	2	2	2	2	
24	6DR-12572-00	ADAPTER ADAPTATEUR	1	1	1	1	
25	6R3-12581-00	JOINT, HOSE 1 JOINT DE TUYAU	1	1	1	1	
26	6R3-12582-00	JOINT, HOSE 2 RACCORD DE TUYAU 1	1	1	1	1	
27	6R3-12583-00	GASKET, HOSE JOINT JOINT	1	1	1	1	
28	6AH-12535-00	PLATE PLAQUE	1	1			
29	90167-06002	SCREW, TAPPING VIS, TETE FRAISEE	2	2	2	2	
30	97095-06010	BOLT BOULON	2	2			
31	92995-06600	WASHER RONDELLE	2	2			
32	90464-12M58	CLAMP BRIDE				1	
33	65W-42717-00	RUBBER, SEAL 2 JOINT EN CAOUTCHOUC 2	2	2	2	2	
34	6AH-42743-00	BRACKET SUPPORT	1	1	1	1	
35	90109-06M86	BOLT BOULON	1	1	1	1	
36	6AH-42761-A0	STOPPER PLAQUETTE	1	1	1	1	
37	6AH-42762-A0	STOPPER PLAQUETTE	1	1	1	1	
38	97075-06012	BOLT BOULON	4	4	4	4	
39	92995-06600	WASHER RONDELLE	4	4	4	4	
40	6AH-42741-00	APRON CAPOT LATERAL	1	1	1	1	
41	97885-06030	SCREW, PAN HEAD VIS, A ENCOCHE	2	2	2	2	
42	92995-06100	WASHER, SPRING RONDELLE, GROWER	2	2	2	2	
43	92995-06600	WASHER RONDELLE	2	2	2	2	
44	95380-06600	NUT, HEXAGON ECROU	2	2	2	2	
45	6AH-42717-00	RUBBER, SEAL 2 JOINT EN CAOUTCHOUC 2	1	1	1	1	
46	6AH-15774-00	STAY 4 SUPPORT 4	1	1	1		
47	90109-06M86	BOLT BOULON	1	1	1	1	
48	90465-08M82	CLAMP BRIDE	1	1	1	1	

FIG. 19 BOTTOM COWLING

CAPOT INFERIEUR

REF. NO.	PART NO. N° PIECES	DESCRIPTION DESCRIPTION	MH	EH	E	EP	REMARKS REMARQUES
49	6EE-42794-40	LABEL, WARNING (GENERAL) ETIQUETTE, AVERTISSEMENT	1	1	1	1	
50	6EE-42794-50	LABEL, WARNING (GENERAL) ETIQUETTE, AVERTISSEMENT	1	1	1	1	



6AG9300-N190

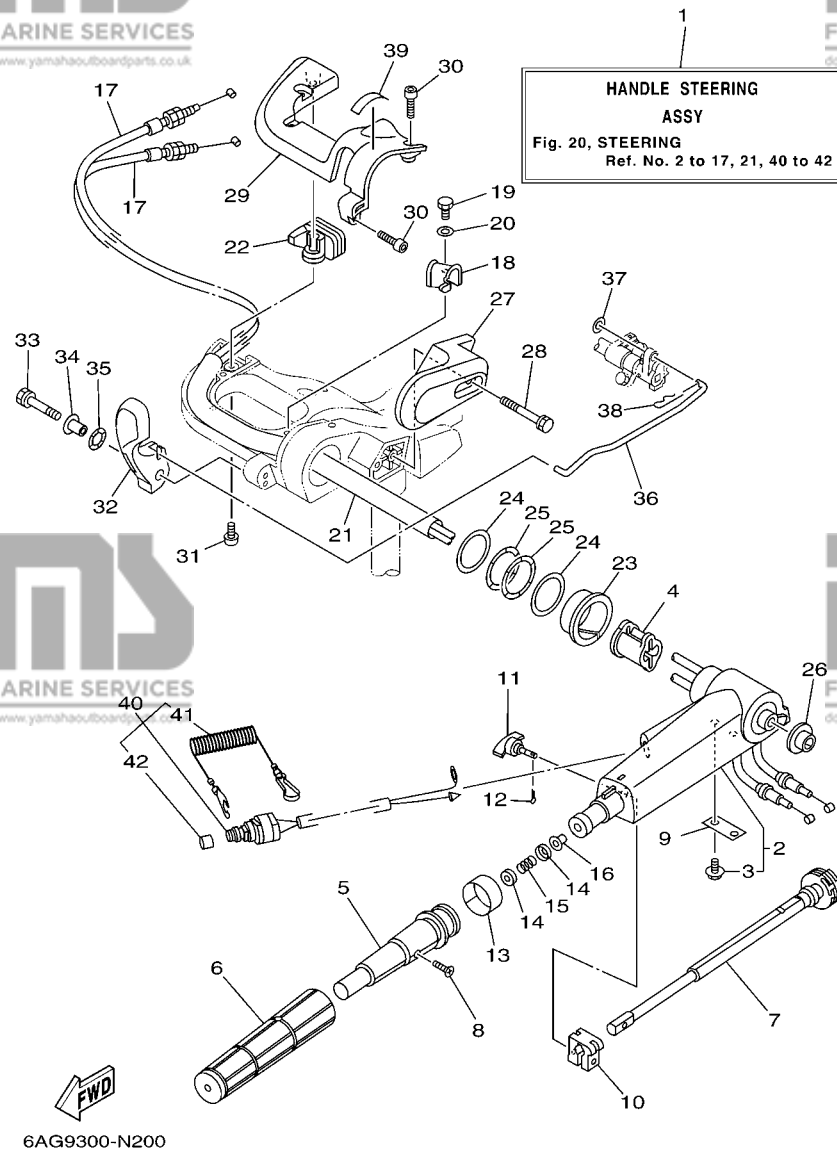


FIG. 20 STEERING

DIRECTION

REF. NO.	PART NO. N° PIECES	DESCRIPTION DESCRIPTION	MH	EH	E	EP	REMARKS REMARQUES
1	6AH-W0084-03-4D	HANDLE STEERING ASSY BARRE FRANCHE (ENS.)	1	1			
2	6AH-42101-02-4D	HANDLE, STEERING POIGNEE	1	1			
3	90109-06M86	.BOLT .BOULON	2	2			
4	6AH-26288-00	GROMMET, CABLE OEILLET DE CABLE	1	1			
5	66M-42119-01	GRIP, STEERING HANDLE POIGNEE, BARRE FRANCHE	1	1			
6	67D-42177-00	RUBBER, HANDLE CAOUTCHOUC, POIGNEE	1	1			
7	65W-42138-00	LEVER, THROTTLE LEVIER, ACCELERATEUR	1	1			
8	90152-05011	SCREW, COUNTERSUNK VIS, TETE NOYEE	1	1			
9	65W-42159-00	STAY SUPPORT	1	1			
10	6G1-42126-00	FRICTION, STEERING HANDLE GRIP CUVETTE, POIGNEE DE DIRECTION	1	1			
11	65W-42125-00	BOLT, FRICTION ADJUSTING BOULON	1	1			
12	91490-16010	PIN, COTTER GOUPILLE	1	1			
13	6J0-42137-10	INDICATOR, THROTTLE INDICATEUR, ACCELERATION	1	1			
14	6X4-44188-00	WASHER RONDELLE	2	2			
15	90501-23215	SPRING, COMPRESSION RESSORT, COMPRESSION	1	1			
16	90386-08004	BUSH DOUILLE	1	1			
17	6AH-26311-00	CABLE, THROTTLE 1 CABLE 1, ACCELERATEUR	2	2			
18	6AH-44554-00	PLATE PLAQUETTE	1	1			
19	97095-06014	BOLT BOULON	1	1			
20	92995-06600	WASHER RONDELLE	1	1			
21	6AH-2634E-00	PROTECTOR 1 PROTECTEUR 1	1	1			
22	6AH-42551-00	GROMMET PASSE-FIL	1	1			
23	90386-45001	BUSH DOUILLE	1	1			
24	90201-39008	WASHER, PLATE RONDELLE, PLATE	2	2			
25	90206-39001	WASHER, WAVE RONDELLE, ONDULEE	2	2			
26	90381-20001	BUSH, SOLID DOUILLE, SOLIDE	1	1			
27	6AH-42131-00-4D	COVER, HANDLE STEERING COUVERCLE	1	1			

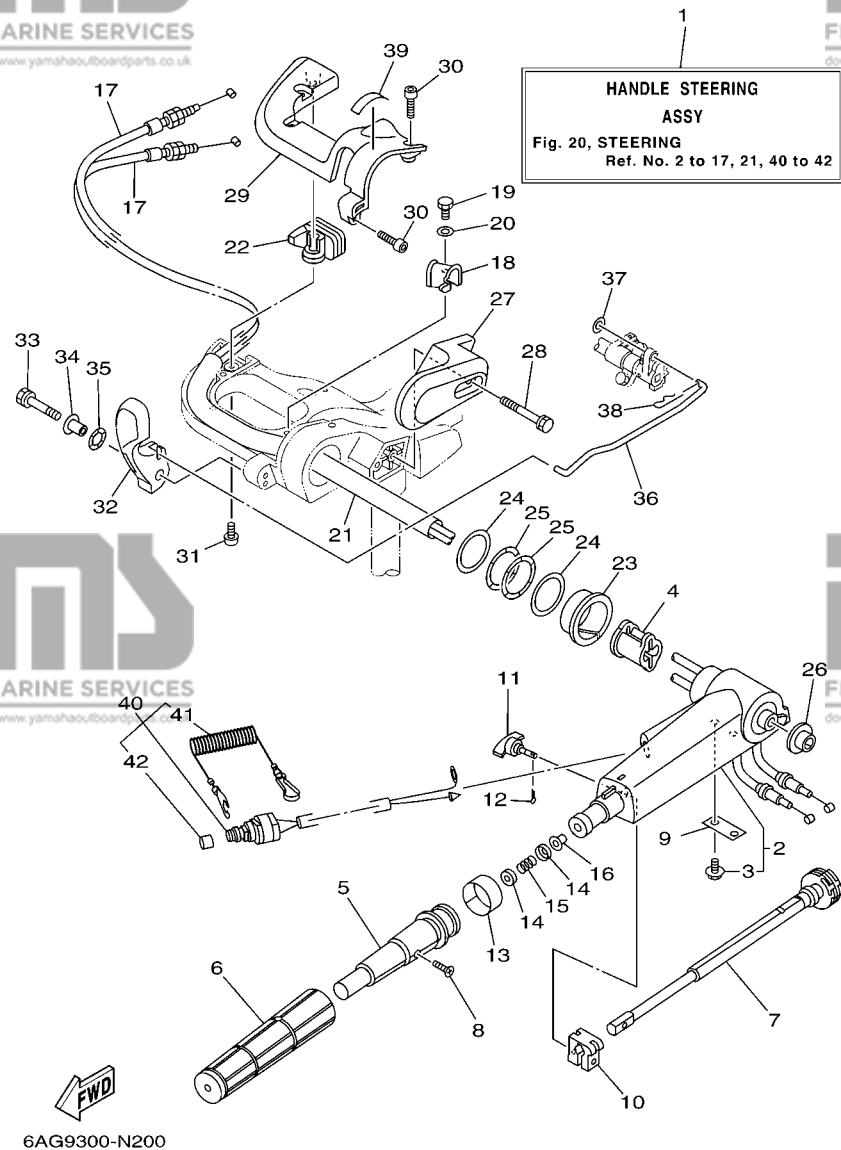


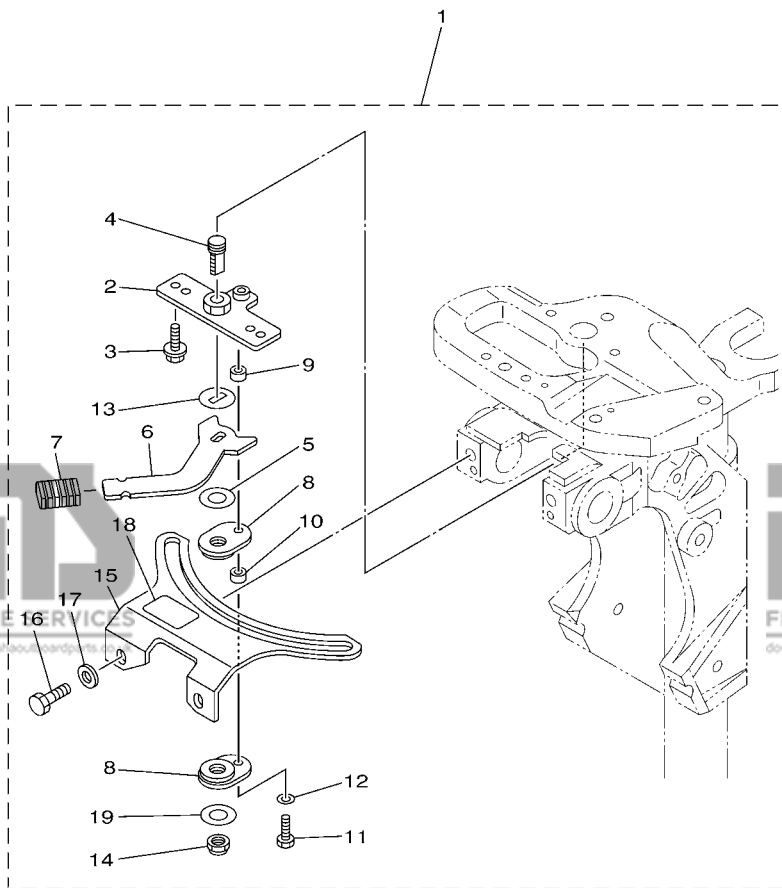
FIG. 20 STEERING

DIRECTION

REF. NO.	PART NO. N° PIECES	DESCRIPTION DESCRIPTION	MH	EH	E	EP	REMARKS REMARQUES
28	97595-06555	BOLT, WITH WASHER VIS HEXAGONAL AVC RONDELLE	2	2			
29	6AH-42532-A0	COVER COUVERCLE	1	1			
30	90111-06072	BOLT, HEX. SOCKET BUTTON BOULON	4	4			
31	97780-60520	SCREW, TAPPING VIS, TETE BOMBEE	1	1			
32	6AH-44111-00	HANDLE, GEAR SHIFT POIGNEE, LEVIER D'EMBRAYAGE	1	1			
33	90119-06M05	BOLT, WITH WASHER BOULON, AVEC RONDELLE	1	1			
34	90387-06M86	COLLAR COLLERETTE	1	1			
35	90206-15M18	WASHER, WAVE RONDELLE, ONDULEE	1	1			
36	6AH-44124-00	LINK, SHIFT ROD BIELLETTTE	1	1			
37	92990-06200	WASHER, PLAIN RONDELLE, PLATE	1	1			
38	90468-18008	CLIP JONC	1	1			
39	6X3-44191-00	INDICATOR, SHIFT ETIQUETTE, EMBRAYAGE	1	1			
40	6AH-82575-00	ENGINE STOP SWITCH ASSY COUPE CIRCUIT CPLT	1	1			
41	682-82556-00	.LANYARD, STOP SWITCH .CORDON DU COUPE CIRCUIT	1	1			
42	689-8257Y-00	.CAP .COUVERCLE	1	1			

FIG. 21 STEERING FRICTION

CUVETTE POIGNEE DE DIRECTION



REF. NO.	PART NO. N° PIECES	DESCRIPTION DESCRIPTION	MH	EH	E	EP	REMARKS REMARQUES
1	6AH-42508-01	STEERING FRICTION ASSY DIRECTION FRICTION (ENS.)	1	1			
2	68T-42525-01	.PLATE, FRICTION .PLAQUE, FRICTION	1	1			
3	90119-05018	.BOLT, WITH WASHER .BOULON, AVEC RONDELLE	2	2			
4	67C-42562-00	.SHAFT, STEERING LOCK .ARBRE, ANTIVOL DE DIRECTION	1	1			
5	90202-10M56	.WASHER, PLATE .RONDELLE, PLATE	1	1			
6	68T-42561-00	.KNOB, STEERING LOCK .BOUTON	1	1			
7	689-43633-00	.COVER, TILT LEVER .COUVERCLE	1	1			
8	65W-42528-00	.PLATE, FRICTION .PLAQUE, FRICTION	2	2			
9	90387-05053	.COLLAR .COLLERETTE	1	1			
10	90387-05054	.COLLAR .COLLERETTE	1	1			
11	97095-05020	.BOLT .BOULON	1	1			
12	92995-05600	.WASHER .RONDELLE	1	1			
13	90209-10M26	.WASHER .RONDELLE	1	1			
14	90185-10M14	.NUT, SELF-LOCKING .ECROU, AUTO-BLOQUANT	1	1			
15	6AH-42527-00	.PLATE, FRICTION .PLAQUE, FRICTION	1	1			
16	90101-08022	.BOLT .BOULON	2	2			
17	90201-08065	.WASHER, PLATE .RONDELLE, PLATE	2	2			
18	68T-43155-00	.MARK 1 .ETIQUETTE 1	1	1			
19	90201-106M5	.WASHER, PLATE .RONDELLE, PLATE	1	1			



6AU5110-L180

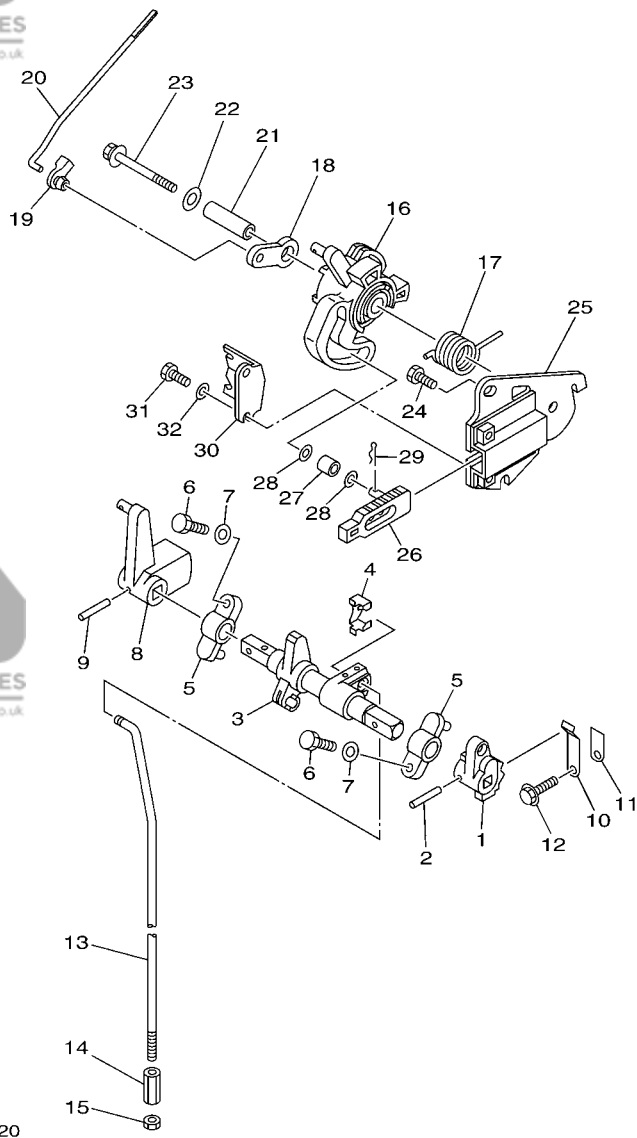
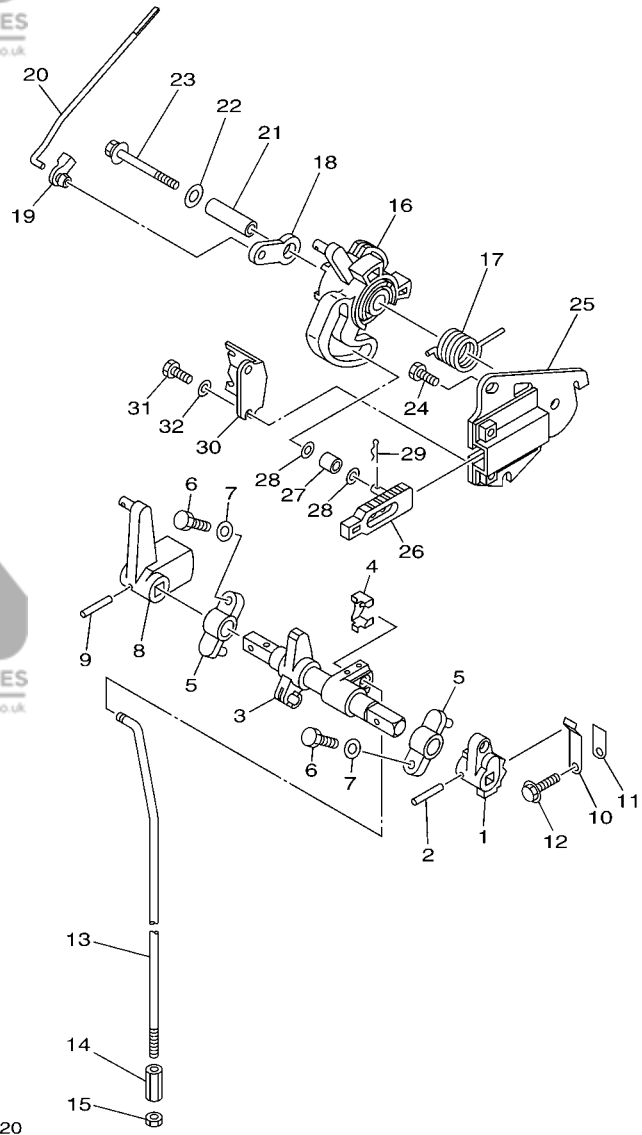


FIG. 22 CONTROL 1

COMMANDE 1

REF. NO.	PART NO. N° PIECES	DESCRIPTION DESCRIPTION	MH	EH	E	EP	REMARKS REMARQUES
1	6AH-44123-00	ARM, SHIFT ROD BRAS, TIGE D'INVERSION	1	1			
2	90254-03M05	PIN, SPRING RIVET, TETE TRONCONIQUE	1	1			
3	6AH-44121-01	LEVER, SHIFT ROD LEVIER, TIGE D'INVERSION	1	1			
4	6AH-26364-00	END, CABLE 2 EMBOUIT, DE CABLE	1	1			
5	6G1-41662-01-94	BRACKET 2 SUPPORT 2	2	2			
6	97095-06020	BOLT BOULON	2	2			
7	92995-06600	WASHER RONDELLE	2	2			
8	6AH-44125-00	LEVER, SHIFT ROD LEVIER, TIGE D'INVERSION	1	1			
9	90254-03M05	PIN, SPRING RIVET, TETE TRONCONIQUE	1	1			
10	65W-44116-00	SPRING RESSORT	1	1			
11	66R-44114-00	STOPPER PLAQUETTE	1	1			
12	95895-06014	BOLT, FLANGE BOULON	1	1			
13	6AH-44143-00	ROD, SHIFT TIGE D'EMBAYAGE	1	1			S(17.1")
	6AH-44143-10	ROD, SHIFT TIGE D'EMBAYAGE	1	1			L(22.1")
14	90170-06015	NUT ECROU	1	1			L(22.1")
15	95380-06700	NUT ECROU	1	1			
16	6AH-41638-00	PULLEY POULIE	1	1			
17	90508-20M44	SPRING, TORSION RESSORT, TORSION	1	1			
18	65W-41283-00	LEVER, FREE ACCEL. LEVIER	1	1			
19	6J8-41262-00	JOINT, CHOKE LEVER RACCORD, LEVIER DE STARTER	1	1			
20	6AH-41211-00	LINK, ACCEL. BIELLETTTE, ACCELERATION	1	1			
21	90387-06139	COLLAR COLLERETTE	1	1			
22	90201-06M31	WASHER, PLATE RONDELLE, PLATE	1	1			
23	97595-06555	BOLT, WITH WASHER VIS HEXAGONAL AVC RONDELLE	1	1			
24	97095-06014	BOLT BOULON	2	2			
25	6AH-14571-00	BRACKET, THROTTLE SUPPORT, ACCELERATEUR	1	1			
26	6AH-44167-10	PLUNGER, SHIFT CAM POUSSOIR D'EMBAYAGE	1	1			



FWD
6AH1100-F220

FIG. 22 CONTROL 1

COMMANDE 1

REF. NO.	PART NO. N° PIECES	DESCRIPTION DESCRIPTION	MH	EH	E	EP	REMARKS REMARQUES
27	62Y-42171-00	BUSHING COUSSINET	1	1			
28	90201-05M04	WASHER, PLATE RONDELLE, PLATE	2	2			
29	90468-10005	CLIP JONC	1	1			
30	6AH-14497-00	STAY, THROTTLE WIRE SUPPORT DE BOISSEAU	1	1			
31	97095-06014	BOLT BOULON	2	2			
32	92995-06600	WASHER RONDELLE	2	2			

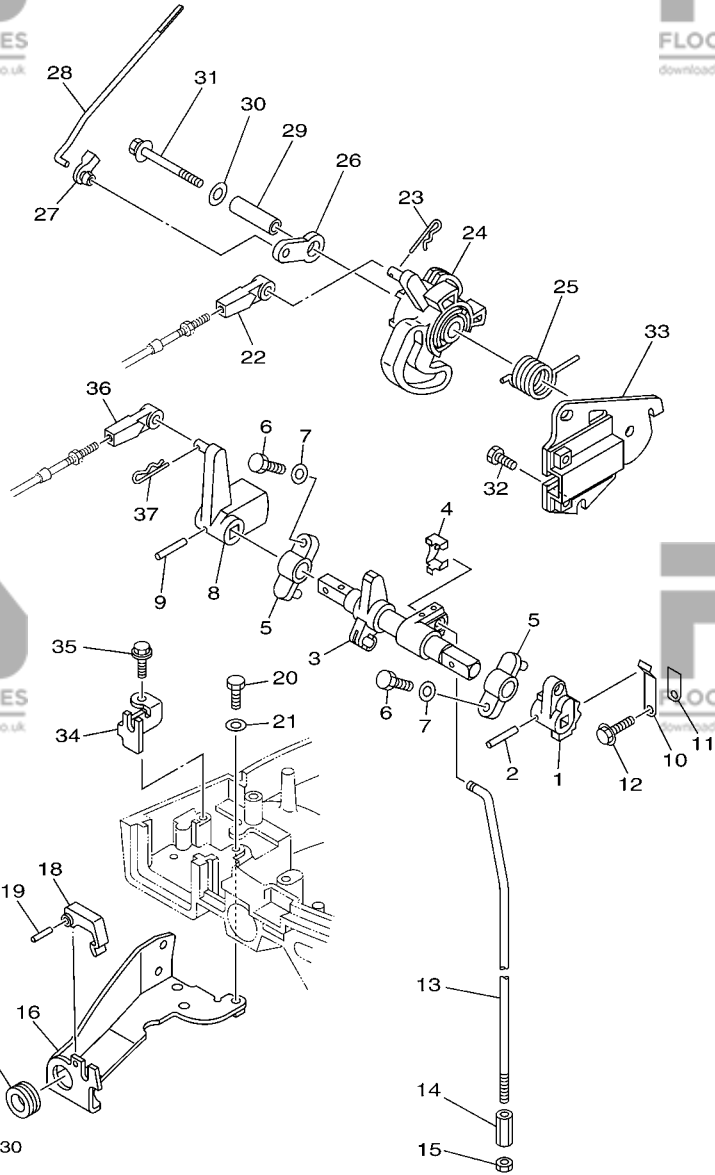
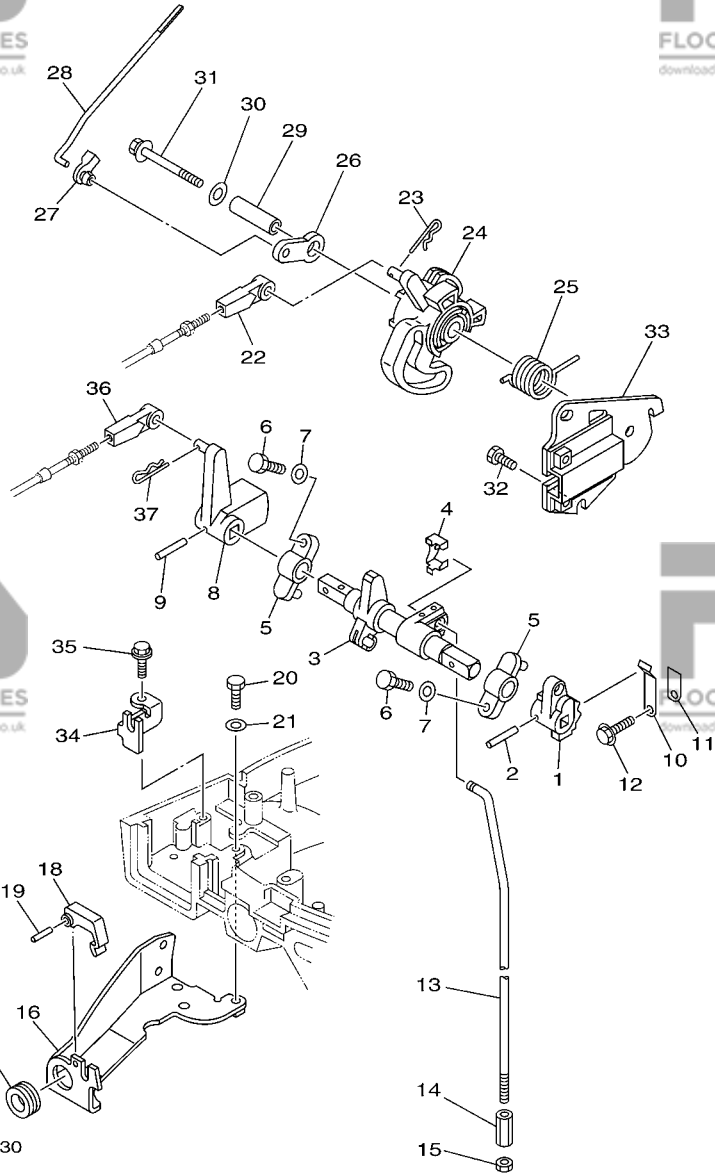


FIG. 23 CONTROL 2

COMMANDE 2

REF. NO.	PART NO. N° PIECES	DESCRIPTION DESCRIPTION	MH	EH	L	EP	REMARKS REMARQUES
1	6AH-44123-00	ARM, SHIFT ROD BRAS, TIGE D'INVERSION			1	1	
2	90254-03M05	PIN, SPRING RIVET, TETE TRONCONIQUE			1	1	
3	6AH-44121-01	LEVER, SHIFT ROD LEVIER, TIGE D'INVERSION			1	1	
4	6AH-26364-00	END, CABLE 2 EMBOU, DE CABLE			1	1	
5	6G1-41662-01-94	BRACKET 2 SUPPORT 2			2	2	
6	97095-06020	BOLT BOULON			2	2	
7	92995-06600	WASHER RONDELLE			2	2	
8	6AH-44125-00	LEVER, SHIFT ROD LEVIER, TIGE D'INVERSION			1	1	
9	90254-03M05	PIN, SPRING RIVET, TETE TRONCONIQUE			1	1	
10	65W-44116-00	SPRING RESSORT			1	1	
11	66R-44114-00	STOPPER PLAQUETTE			1	1	
12	95895-06014	BOLT, FLANGE BOULON			1	1	
13	6AH-44143-00	ROD, SHIFT TIGE D'EMBAYAGE			1	1	S(17.1")
	6AH-44143-10	ROD, SHIFT TIGE D'EMBAYAGE			1	1	L(22.1")
14	90170-06015	NUT ECROU			1	1	L(22.1")
15	95380-06700	NUT ECROU			1	1	
16	6AH-48532-00	BRACKET, REMOTE CONTROL 2 ETRIER 2, COMMANDE A DISTANCE			1	1	
17	90480-19031	GROMMET PASSE-FIL			1	1	
18	682-48538-50	CLAMP, CABLE 1 COLLIER			1	1	
19	91690-30012	PIN, SPRING AGRAFFE			1	1	
20	97095-06014	BOLT BOULON			2	2	
21	92995-06600	WASHER RONDELLE			2	2	
22	663-48344-00	CABLE END, REMOTE CONTROL CHAPE CABLE			1	1	
23	90468-18008	CLIP JONC			1	1	
24	6AH-41638-00	PULLEY POULIE			1	1	
25	90508-20M44	SPRING, TORSION RESSORT, TORSION			1	1	
26	65W-41283-00	LEVER, FREE ACCEL. LEVIER			1	1	



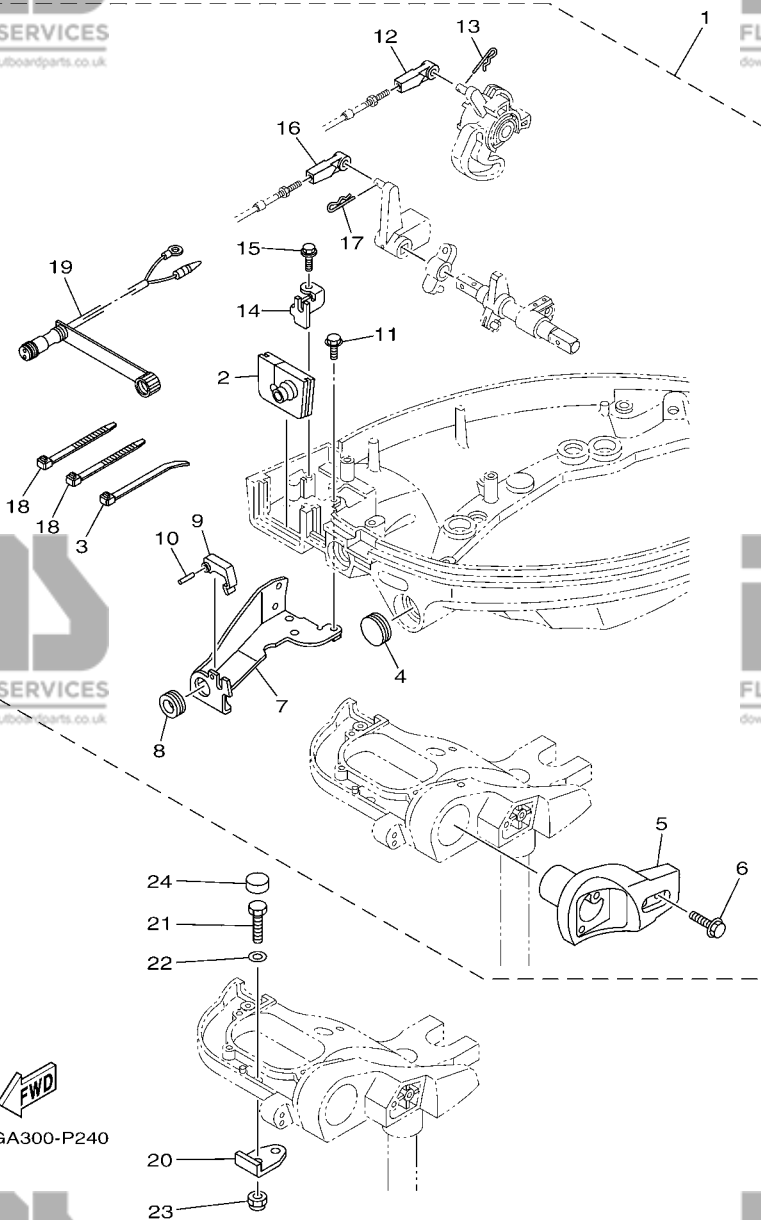
6AH1100-F230

FIG. 23 CONTROL 2

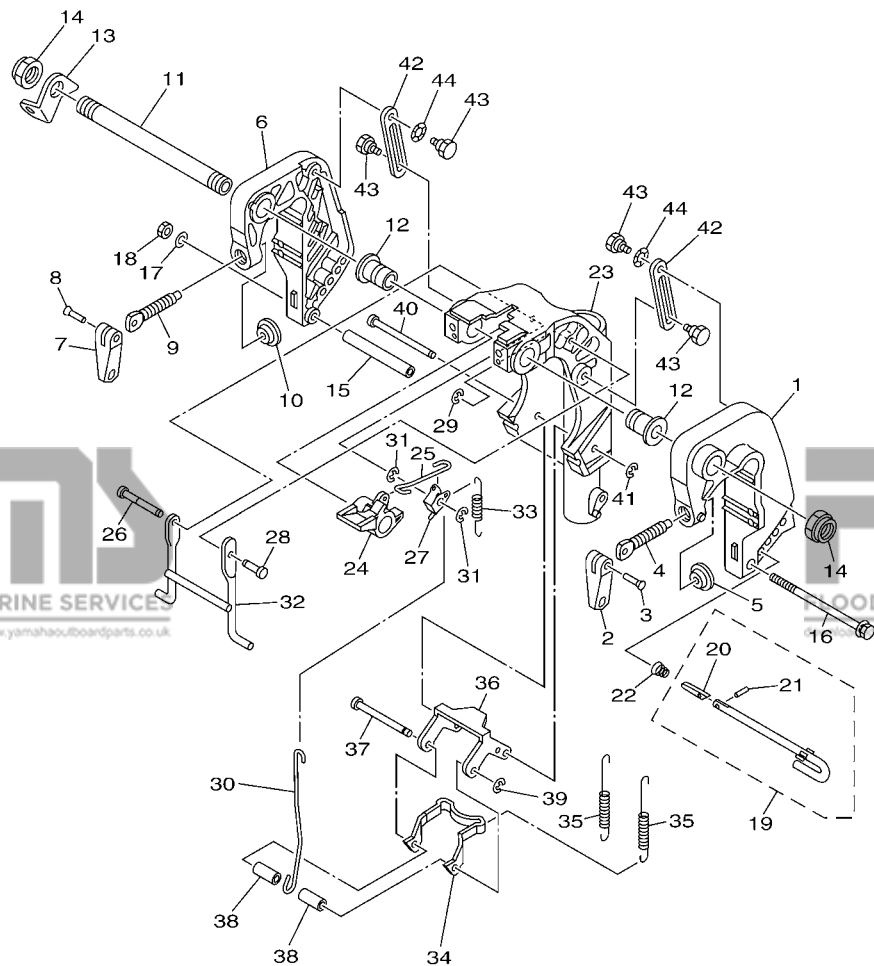
COMMANDE 2

REF. NO.	PART NO. N° PIECES	DESCRIPTION DESCRIPTION	MH	EH	E	EP	REMARKS REMARQUES
27	6J8-41262-00	JOINT, CHOKE LEVER RACCORD, LEVIER DE STARTER			1	1	
28	6AH-41211-00	LINK, ACCEL. BIELLETTTE, ACCELERATION			1	1	
29	90387-06139	COLLAR COLLERETTE			1	1	
30	90201-06M31	WASHER, PLATE RONDELLE, PLATE			1	1	
31	97595-06555	BOLT, WITH WASHER VIS HEXAGONAL AVC RONDELLE			1	1	
32	97095-06014	BOLT BOULON			2	2	
33	6AH-14571-00	BRACKET, THROTTLE SUPPORT, ACCELERATEUR			1	1	
34	6AH-48531-00	BRACKET, REMOTE CONTROL 1 ETRIER 1, COMMANDE A DISTANCE			1	1	
35	90109-06M86	BOLT BOULON			1	1	
36	663-48344-00	CABLE END, REMOTE CONTROL CHAPE CABLE			1	1	
37	90468-18008	CLIP JONC			1	1	

FIG. 24 REMO CON ATTACHMENT COMMANDE A DISTANCE



REF. NO.	PART NO. N° PIECES	DESCRIPTION DESCRIPTION	MH	EH	E	EP	REMARKS REMARQUES
1	6AH-48501-00	REMOTE CONT. ATTACHMENT ASSY. COMMANDE A DISTANCE (KIT)	1	1			AP AP
2	6AH-42724-10	.GROMMET .PASSE-FIL	1	1			
3	90465-11M10	.CLAMP .BRIDE	1	1			
4	65W-42726-10	.GROMMET .PASSE-FIL	1	1			
5	6AH-83773-00	.BRACKET, SWITCH .JOINT TORIQUE, COMMUTATEUR	1	1			
6	97595-06530	.BOLT, WITH WASHER .VIS HEXAGONAL AVC RONDELLE	2	2			
7	6AH-48532-00	.BRACKET, REMOTE CONTROL 2 .ETRIER 2, COMMANDE A DISTANCE	1	1			
8	90480-19031	.GROMMET .PASSE-FIL	1	1			
9	682-48538-50	.CLAMP, CABLE 1 .COLLIER	1	1			
10	91690-30012	.PIN, SPRING .AGRAFFE	1	1			
11	97595-06514	.BOLT, WITH WASHER .VIS HEXAGONAL AVC RONDELLE	2	2			
12	663-48344-00	.CABLE END, REMOTE CONTROL .CHAPE CABLE	1	1			
13	90468-18008	.CLIP .JONC	1	1			
14	6AH-48531-00	.BRACKET, REMOTE CONTROL 1 .ETRIER 1, COMMANDE A DISTANCE	1	1			
15	90109-06M86	.BOLT .BOULON	1	1			
16	663-48344-00	.CABLE END, REMOTE CONTROL .CHAPE CABLE	1	1			
17	90468-18008	.CLIP .JONC	1	1			
18	90465-13M18	.CLAMP .BRIDE	2	2			
19	6D5-84340-00	.SOCKET CORD ASSY 1 .DOUILLE	1	1			
20	6AH-48511-01	HOOK, STEERING ATTACHE, DIRECTION	1	1			AP AP
21	97095-08025	BOLT BOULON	1	1			AP AP AP
22	92995-08600	WASHER RONDELLE	1	1			AP AP AP
23	90185-08057	NUT, SELF-LOCKING ECROU, AUTO-BLOQUANT	1	1			AP AP AP
24	6AH-44194-00	CAP CAPUCHON	1	1			AP AP

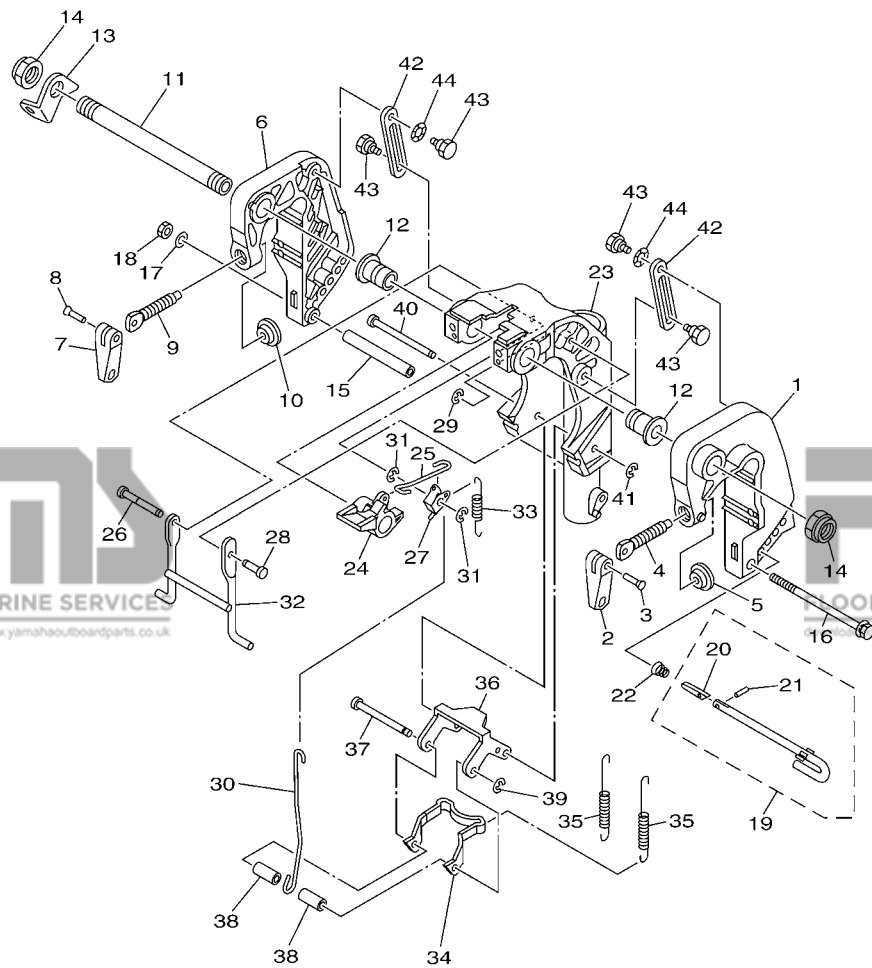


FWD
6AH8700-M240

FIG. 25 BRACKET 1

SUPPORT 1

REF. NO.	PART NO. N° PIECES	DESCRIPTION DESCRIPTION	MH	EH	L	EP	REMARKS REMARQUES
1	6AH-43111-00-4D	BRACKET, CLAMP 1 PRESSE 1	1	1	1		
2	6E0-43118-01	HANDLE, TRANSOM CLAMP POIGNEE DE VIS DE PRESSE	1	1	1		
3	90243-04M01	PIN GOUILLE	1	1	1		
4	6E7-43116-00	SCREW, TRANSOM CLAMP VIS DE PRESSE	1	1	1		
5	648-43114-01	PAD, TRANSOM CLAMP RONDELLE D'APPUI	1	1	1		
6	6AH-43112-00-4D	BRACKET, CLAMP 2 PRESSE 2	1	1	1		
7	6E0-43118-01	HANDLE, TRANSOM CLAMP POIGNEE DE VIS DE PRESSE	1	1	1		
8	90243-04M01	PIN GOUILLE	1	1	1		
9	6E7-43116-00	SCREW, TRANSOM CLAMP VIS DE PRESSE	1	1	1		
10	648-43114-01	PAD, TRANSOM CLAMP RONDELLE D'APPUI	1	1	1		
11	69A-43131-00	BOLT, CLAMP BRACKET BOULON, PRESSE	1	1	1		FOR REMOTE CONTROL FOR REMOTE CONTROL
12	90386-22MA4	BUSH DOUILLE	2	2	2		
13	66R-43113-00	PLATE, CLAMP BRACKET PLAQUETTE, PRESSE	1	1	1		
14	90185-22043	NUT, SELF-LOCKING ECROU, AUTO-BLOQUANT	2	2	2		
15	90387-06M13	COLLAR COLLERETTE	1	1	1		
16	90101-06M18	BOLT BOULON	1	1	1		
17	92995-06600	WASHER RONDELLE	1	1	1		
18	95380-06700	NUT ECROU	1	1	1		
19	6L2-43160-01	TILT ROD ASSY BROCHE D'INCLINAISON (ENS.)	1	1	1		
20	689-43165-00	.PLATE, TILT LOCK .TAQUET, BROCHE INCLINAISON	1	1	1		
21	91690-30008	.PIN, SPRING .AGRAFFE	1	1	1		
22	90502-10M07	SPRING, CONICAL RESSORT, CONIQUE	1	1	1		
23	6AH-43311-00-4D	BRACKET, SWIVEL 1 SUPPORT, PIVOT 1	1	1	1		S(17.1") S(17.1")
	6AH-43311-10-4D	BRACKET, SWIVEL 1 SUPPORT, PIVOT 1	1	1	1		L(22.1") L(22.1")
24	6DR-43631-00	LEVER, TILT LEVIER, INCLINAISON	1	1	1		
25	6DR-43616-00	ROD, TILT LOCK TIGE	1	1	1		
26	6AH-43646-10	SHAFT, LEVER AXE, LEVER	1	1	1		



6AH8700-M240

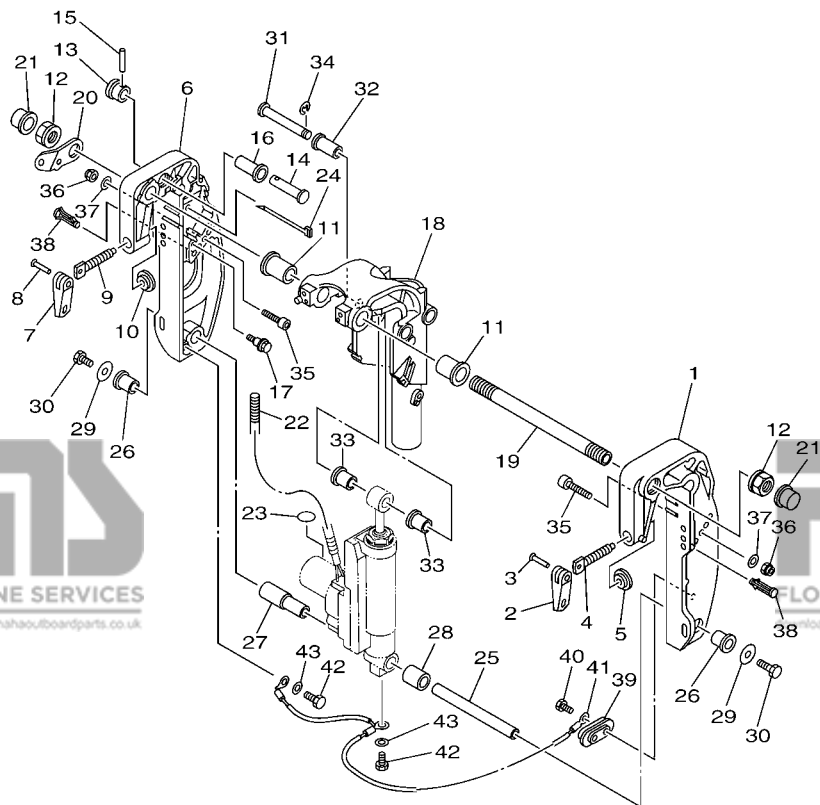
FIG. 25 BRACKET 1

SUPPORT 1

REF. NO.	PART NO. N° PIECES	DESCRIPTION DESCRIPTION	MH	EH	E	EP	REMARKS REMARQUES
27	6DR-43641-00	LEVER, TILT LEVIER, INCLINAISON	1	1	1		
28	6AH-43191-10	SHAFT, STOPPER AXE, BUTEE	1	1	1		
29	99080-05600	CIRCLIP CIRCLIP	1	1	1		
30	6AH-43617-00	ROD, TILT LOCK TIGE	1	1	1		
31	99080-05600	CIRCLIP CIRCLIP	2	2	2		
32	6AH-43350-00	RECEIVER ASSY RECEIVER ASSY	1	1	1		
33	90506-18014	SPRING, TENSION RESSORT, TENSION	1	1	1		
34	6AH-43614-00	PLATE, TILT LOCK ETRIER, VERROUILLAGE MARCHE AR	1	1	1		
35	90506-20020	SPRING, TENSION RESSORT, TENSION	2	2	2		
36	6AH-43615-00	PLATE, TILT LOCK ETRIER, VERROUILLAGE MARCHE AR	1	1	1		
37	68T-43611-00	SHAFT, TILT LOCK AXE, VERROUILLAGE MARCHE AR	1	1	1		
38	90387-06138	COLLAR COLLERETTE	2	2	2		
39	93430-04M03	CIRCLIP CLIPS	1	1	1		
40	68T-43659-00	SHAFT, REVERSE LOCK AXE, VERROUILLAGE MARCHE AR	1	1	1		
41	99080-05600	CIRCLIP CIRCLIP	1	1	1		
42	6AH-43627-00	STOPPER PLAQUETTE	2	2	2		
43	90109-06M84	BOLT BOULON	4	4	4		
44	90206-10M24	WASHER, WAVE RONDELLE, ONDULEE	2	2	2		

FIG. 26 BRACKET 2

SUPPORT 2



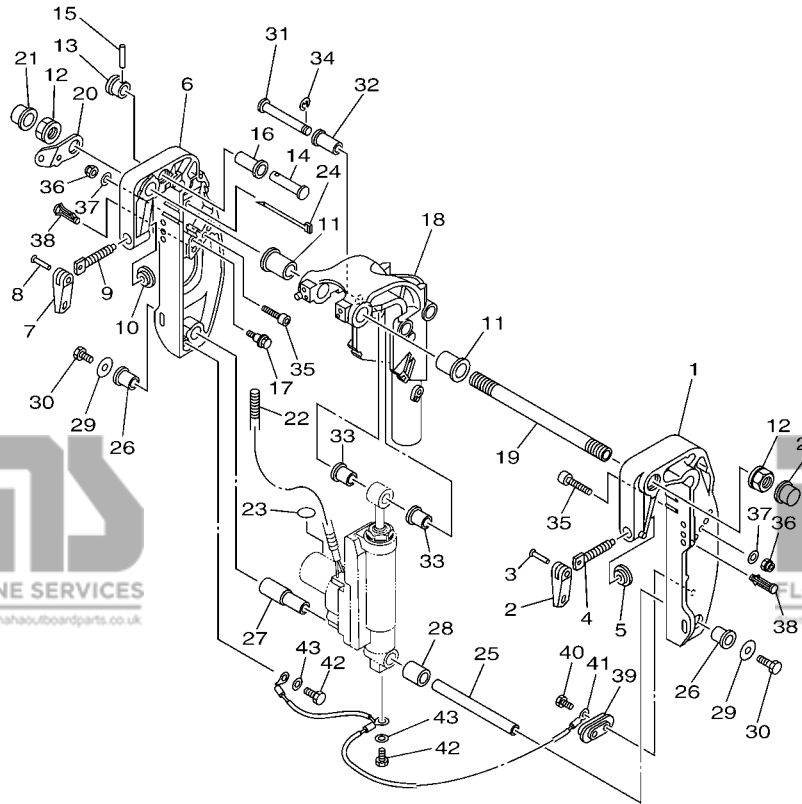
REF. NO.	PART NO. N° PIECES	DESCRIPTION DESCRIPTION	MH	EH	E	EP	REMARKS REMARQUES
1	69A-43111-01-4D	BRACKET, CLAMP 1 PRESSE 1				1	
2	6E0-43118-01	HANDLE, TRANSOM CLAMP POIGNEE DE VIS DE PRESSE				1	
3	90243-04M01	PIN GOUPILLE				1	
4	6E7-43116-00	SCREW, TRANSOM CLAMP VIS DE PRESSE				1	
5	648-43114-01	PAD, TRANSOM CLAMP RONDELLE D'APPUI				1	
6	69A-43112-01-4D	BRACKET, CLAMP 2 PRESSE 2				1	
7	6E0-43118-01	HANDLE, TRANSOM CLAMP POIGNEE DE VIS DE PRESSE				1	
8	90243-04M01	PIN GOUPILLE				1	
9	6E7-43116-00	SCREW, TRANSOM CLAMP VIS DE PRESSE				1	
10	648-43114-01	PAD, TRANSOM CLAMP RONDELLE D'APPUI				1	
11	90386-22MA4	BUSH DOUILLE				2	
12	90185-22043	NUT, SELF-LOCKING ECROU,AUTO-BLOQUANT				2	
13	65W-43192-00	KNOB, STOPPER BOUTON, BUTEE DE RELEVAGE				1	
14	65W-43191-00	SHAFT, STOPPER AXE, BUTEE				1	
15	91690-30018	PIN, SPRING AGRAFFE				1	
16	90386-14MA1	BUSH DOUILLE				1	
17	90109-06MA1	BOLT BOULON				1	
18	6AH-43311-20-4D	BRACKET, SWIVEL 1 SUPPORT, PIVOT 1				1	S(17.1") S(17.1")
	69A-43311-11-4D	BRACKET, SWIVEL 1 SUPPORT, PIVOT 1				1	L(22.1") L(22.1")
19	69A-43131-00	BOLT, CLAMP BRACKET BOULON, PRESSE				1	FOR REMOTE CONTROL FOR REMOTE CONTROL
20	69A-43113-00	PLATE, CLAMP BRACKET PLAQUETTE, PRESSE				1	
21	6G5-43145-01	CAP, CLAMP BRACKET CAPUCHON, PRESSE				2	
22	90446-14MH7	HOSE (L560) DURITE (L560)				1	
23	69A-43155-00	MARK 1 ETIQUETTE 1				1	
24	90465-13M97	CLAMP BRIDE				1	
25	69G-43818-00	PIN, LOWER SHOCK MOUNT AXE, INFERIEUR AMORTISSEUR				1	
26	90386-16MA7	BUSH DOUILLE				2	



6AH1300-F240

FIG. 26 BRACKET 2

SUPPORT 2



REF. NO.	PART NO. N° PIECES	DESCRIPTION DESCRIPTION	MH	EH	E	EP	REMARKS REMARQUES
27	90386-16MA8	BUSH DOUILLE				1	
28	90387-16M02	COLLAR COLLERETTE				1	
29	90201-08M00	WASHER, PLATE RONDELLE, PLATE				2	
30	97080-08016	BOLT BOULON				2	
31	90249-12M36	PIN GOUPILLE				1	
32	90381-12M10	BUSH, SOLID DOUILLE, SOLIDE				1	
33	90381-12M11	BUSH, SOLID DOUILLE, SOLIDE				2	
34	99080-10600	CIRCLIP CIRCLIP				1	
35	90110-08081	BOLT, HEXAGON SOCKET HEAD BOULON, TETE HEXAGONALE CREUSE				2	
36	90185-08057	NUT, SELF-LOCKING ECROU, AUTO-BLOQUANT				2	
37	92990-08600	WASHER, PLATE RONDELLE, PLATE				2	
38	90338-08M19	PLUG PLOT				4	S(17.1")
	90338-08M19	PLUG PLOT				2	L(22.1")
39	65W-45251-00	ANODE ANODE				1	L(22.1")
40	90101-06020	BOLT BOULON				2	
41	63V-82127-00	WIRE, LEAD 2 FIL 2				1	
42	97095-06010	BOLT BOULON				2	
43	92995-06600	WASHER RONDELLE				2	



6AH1300-F240

FIG. 27 BRACKET 3

SUPPORT 3

REF. NO.	PART NO. N° PIECES	DESCRIPTION DESCRIPTION	MH	EH	L	EP	REMARKS REMARQUES
1	6AH-42510-00-4D	STEERING BRACKET ASSY DIRECTION SUPPORT (ENS.)	1	1	1	1	S(17.1") S(17.1")
	6AH-42510-10-4D	STEERING BRACKET ASSY DIRECTION SUPPORT (ENS.)	1	1	1	1	L(22.1") L(22.1")
2	90209-40008	WASHER RONDELLE	1	1	1	1	
3	90386-40001	BUSH DOUILLE	1	1	1	1	
4	90386-30048	BUSH DOUILLE	1	1	1	1	
5	93210-29M94	O-RING JOINT TORIQUE	1	1	1	1	
6	90386-30M60	BUSH DOUILLE	1	1	1	1	
7	90116-10033	BOLT, STUD GOUJON	2	2	2	2	
8	6AH-44514-00	MOUNT DAMPER, UPPER SIDE SILENT-BLOC, SUPERIEUR LATERAL	1	1	1	1	
9	6AH-44526-00	PLATE PLAQUE	1	1	1	1	
10	95380-10600	NUT ECROU	2	2	2	2	
11	90119-08094	BOLT, WITH WASHER BOULON, AVEC RONDELLE	2	2	2	2	
12	6AH-44551-A0-4D	HOUSING, LOWER MOUNT RUBBER 1 BOITIER, SILENT-BLOC INFERIEUR	2	2	2	2	
13	6AH-44557-00	MOUNT DAMPER, LOWER FRONT SILENT-BLOC, INFERIEUR AVANT	2	2	2	2	
14	6AH-44555-00	MOUNT DAMPER, LOWER SIDE SILENT-BLOC, INFERIEUR LATERAL	2	2	2	2	
15	6AH-44574-00	STOPPER, LOWER MOUNT RUBBER BUTEE	1	1	1	1	
16	90119-08M45	BOLT, WITH WASHER BOULON, AVEC RONDELLE	2	2	2	2	
17	90119-08M46	BOLT, WITH WASHER BOULON, AVEC RONDELLE	2	2	2	2	
18	90179-08M34	NUT ECROU	4	4	4	4	
19	93700-06M03	NIPPLE, GREASE PION	1	1	1	1	
20	6AH-82127-00	WIRE, LEAD 2 FIL 2	1	1	1	1	EP-S(17.1") EP-S(17.1")
	6AH-82127-11	WIRE, LEAD 2 FIL 2				1	EP-L(22.1") EP-L(22.1")
21	97095-06014	BOLT BOULON				1	
22	92995-06600	WASHER RONDELLE				1	
23	92995-06600	WASHER RONDELLE				1	
24	6AH-42532-B0	COVER COUVERCLE				1	
25	90111-06072	BOLT, HEX. SOCKET BUTTON BOULON				4	

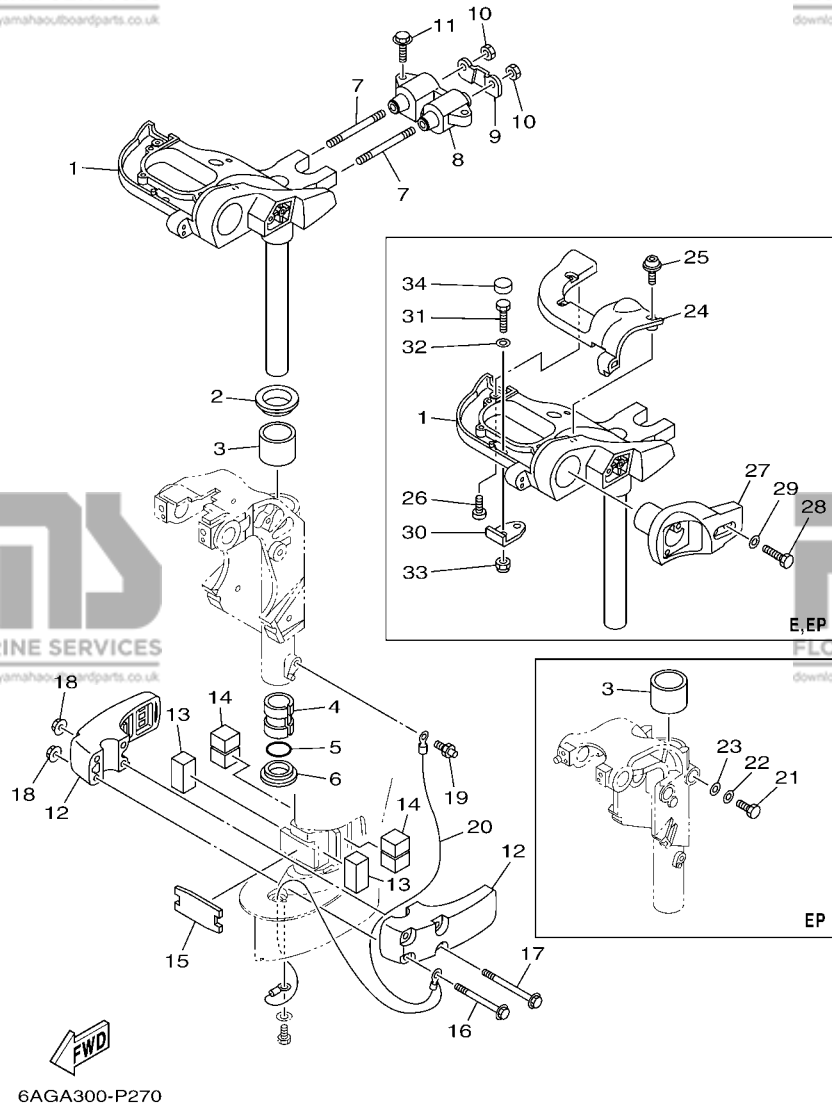


FIG. 27 BRACKET 3

SUPPORT 3

REF. NO.	PART NO. N° PIECES	DESCRIPTION DESCRIPTION	MH	EH	E	EP	REMARKS REMARQUES
26	97780-60520	SCREW, TAPPING VIS, TETE BOMBEE				1	1
27	6AH-83773-00	BRACKET, SWITCH JOINT TORIQUE, COMMUTATEUR				1	1
28	97095-06030	BOLT BOULON				2	2
29	92995-06600	WASHER RONDELLE				2	2
30	6AH-48511-01	HOOK, STEERING ATTACHE, DIRECTION				1	1
31	97095-08025	BOLT BOULON				1	1
32	92995-08600	WASHER RONDELLE				1	1
33	90185-08057	NUT, SELF-LOCKING ECROU, AUTO-BLOQUANT				1	1
34	6AH-44194-00	CAP CAPUCHON				1	1

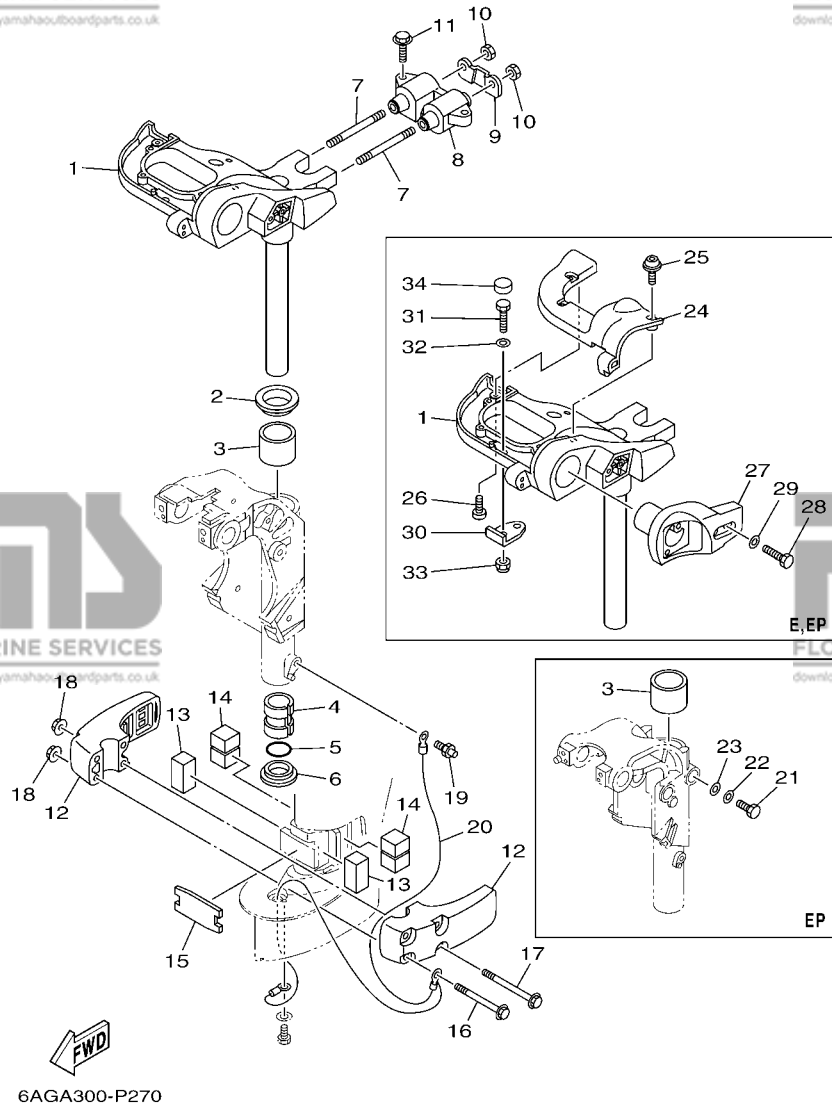
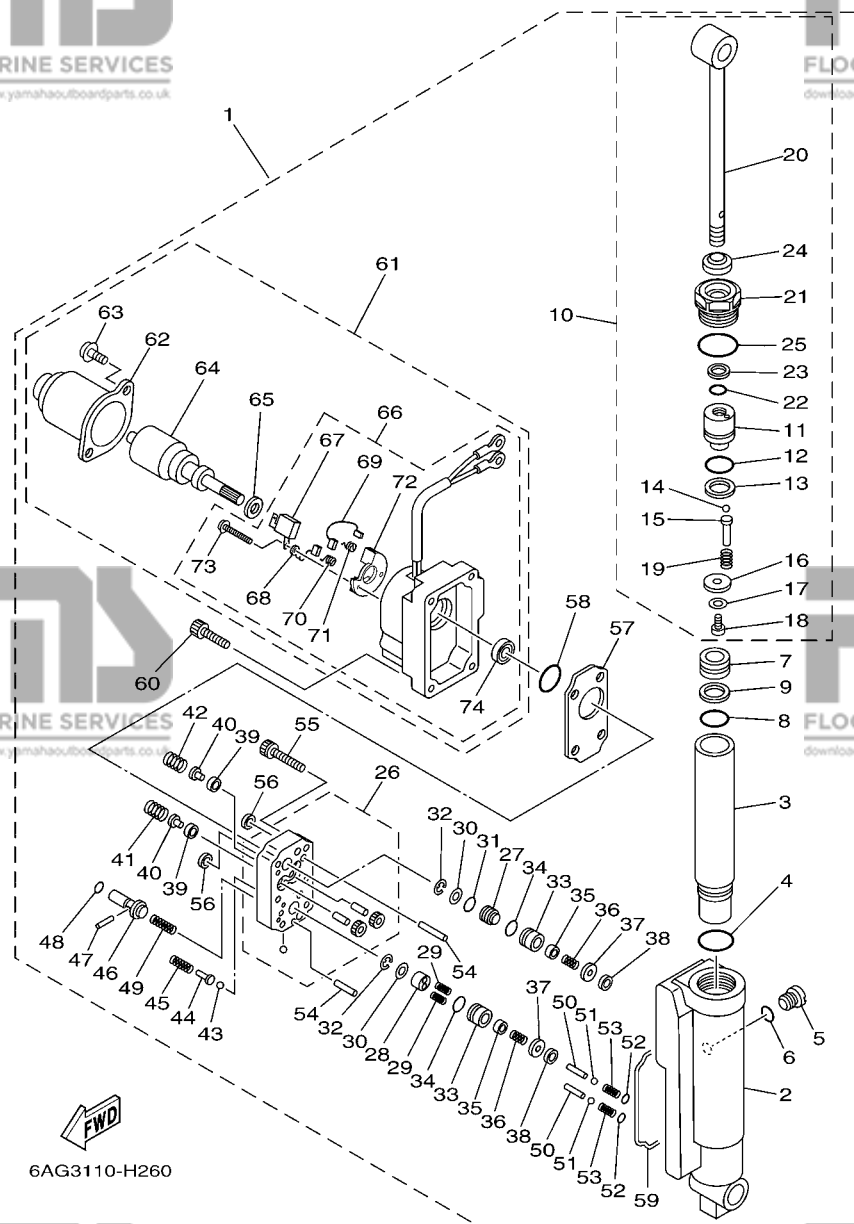


FIG. 28 POWER TILT ASSY

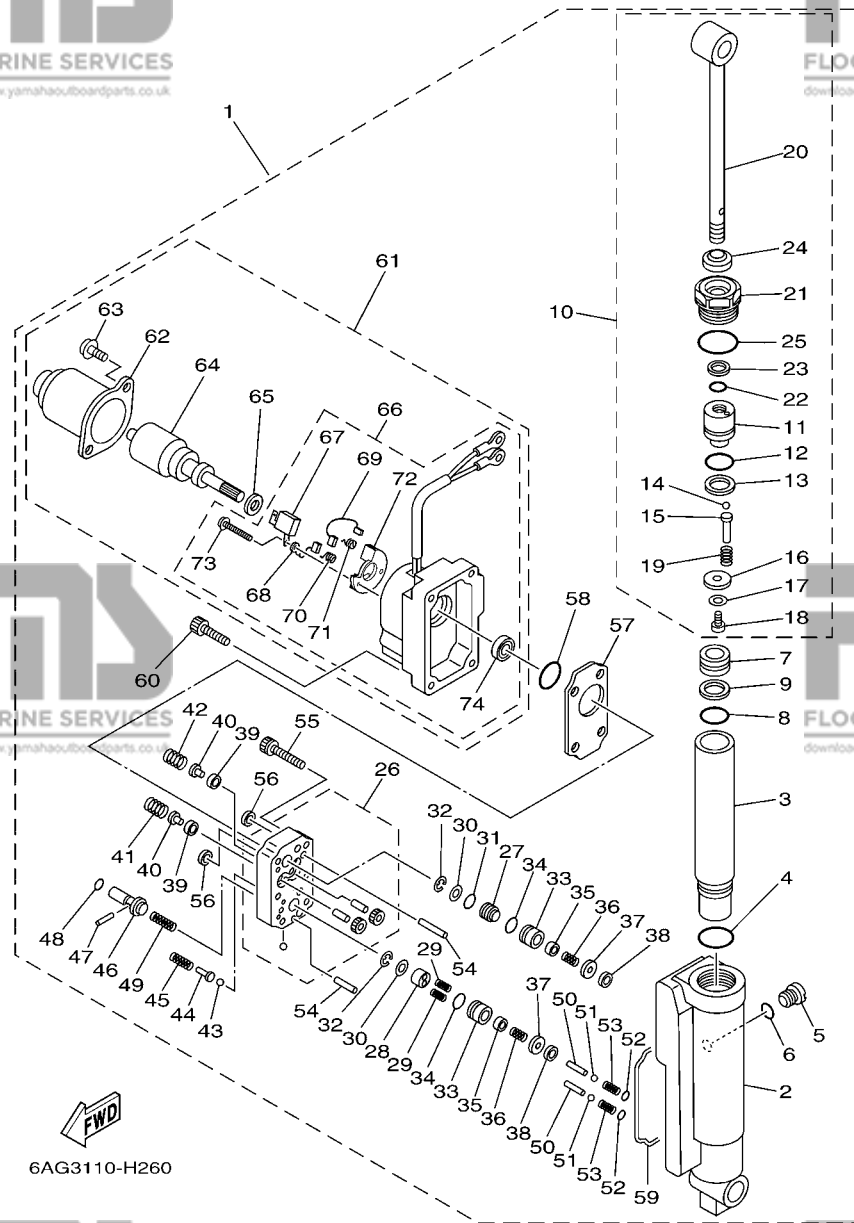
PUISSANCE PARER ET INCLINER



REF. NO.	PART NO. N° PIECES	DESCRIPTION DESCRIPTION	MH	EH	E	EP	REMARKS REMARQUES
1	6AH-43840-01-4D	POWER TILT ASSY PUISSANCE INCLINER (ENS.)				1	
2	6AH-4380K-00	.CYLINDER, TILT SUB ASSY .CYLINDRE				1	
3	6AH-22471-00	.CYLINDER, SHOCK ABSORBER .CYLINDRE, AMORTISSEUR				1	
4	93210-320A7	.O-RING .JOINT TORIQUE				1	
5	6H1-4388E-11	.PLUG, TAPER SCREW .BOUCHON				1	
6	93210-07003	.O-RING .JOINT TORIQUE				1	
7	6AH-43814-00	.PISTON, FREE .PISTON				1	
8	93210-24709	.O-RING .JOINT TORIQUE				1	
9	6C5-43871-00	.RING, BACK UP .SEGMENT				1	
10	6AH-43810-00	.TILT PISTON SUB ASSY .INCLINER PISTON AUXILIAIRE(ENS)				1	
11	6AH-4380D-00	..PISTON COMP. ..PISTON COMP.				1	
12	93210-24709	..O-RING ..JOINT TORIQUE				1	
13	6C5-43871-00	..RING, BACK UP ..SEGMENT				1	
14	93501-08001	..BALL ..BILLE				5	
15	6AH-4386A-00	..PIN, ABSORBER VALVE ..GOUPILLE, SOUPAPE				5	
16	6AH-4385E-00	..PLATE, PISTON ..PLAQUE DE PISTON				1	
17	92902-06200	..WASHER ..RONDELLE				1	
18	6AH-43878-00	..BOLT, SOCKET ..BOULON				1	
19	6AH-43857-00	..SPRING, ABSORBER VALVE ..RESSORT				5	
20	6AH-43801-00	..ROD ..TIGE				1	
21	6AH-43811-00	..SCREW, CYLINDER END ..VIS, CYLINDRE RACCORD				1	
22	6H1-43866-01	..O-RING ..JOINT TORIQUE				1	
23	69A-43871-00	..RING, BACK UP ..SEGMENT				1	
24	69A-43812-00	..SEAL, DUST ..JOINT				1	
25	62X-43862-00	..O-RING ..JOINT TORIQUE				1	
26	6AH-43830-00	.GEAR PUMP ASSY .POMPE A PIGNON (ENS.)				1	
27	69A-43841-00	.PISTON, SHUTTLE .PISTON				1	

FIG. 28 POWER TILT ASSY

PUISSANCE PARER ET INCLINER

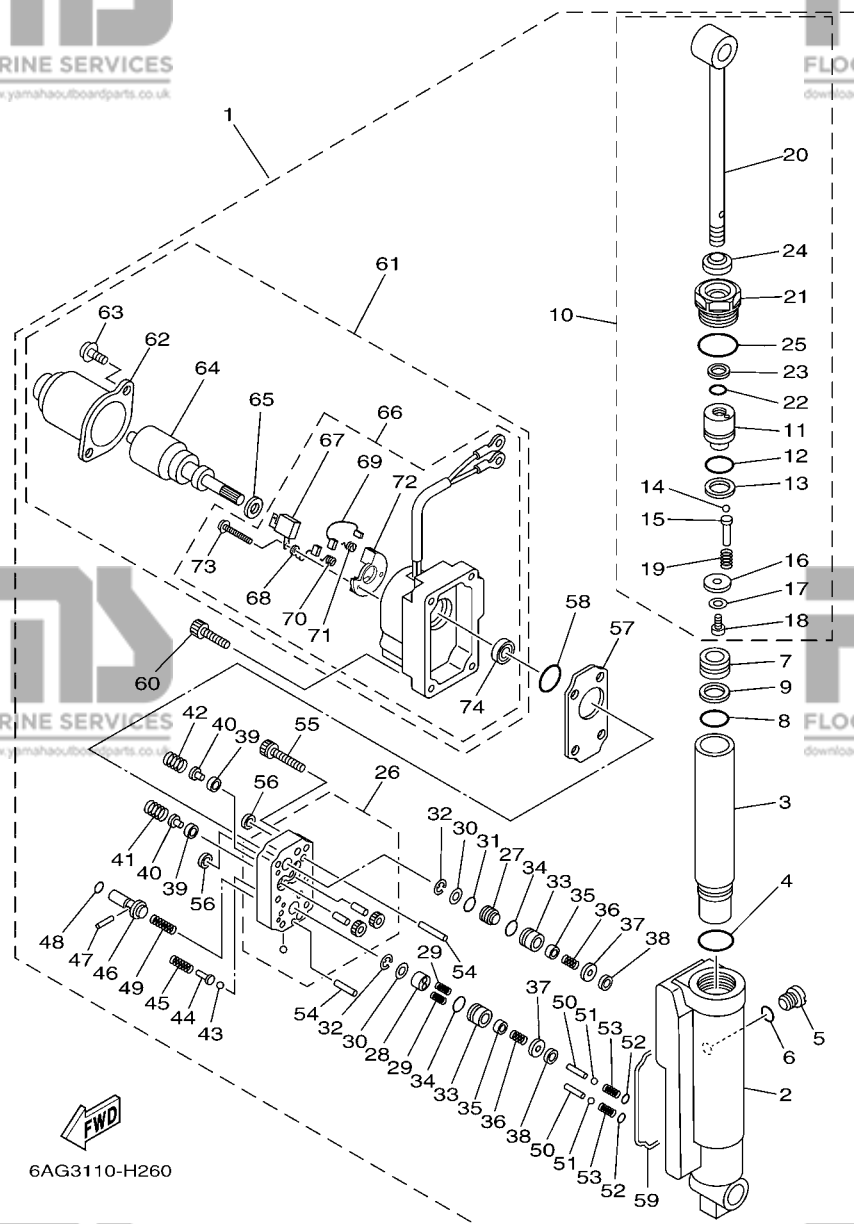


6AG3110-H260

REF. NO.	PART NO. N° PIECES	DESCRIPTION DESCRIPTION	MH	EH	E	EP	REMARKS REMARQUES
28	69A-4384M-00	.PISTON, SHUTTLE 2 .PISTON 2				1	
29	62Y-43894-00	.SPRING, SHUTTLE RETURN .RESSORT				2	
30	69A-4384F-00	.SEAL, MAIN VALVE .JOINT				2	
31	6H1-43883-00	.O-RING .JOINT TORIQUE				1	
32	99002-03600	.CLIP .CIRCLIP				2	
33	69G-4382G-00	.VALVE SEAT .JEU DE POINTEAUX				2	
34	93210-12N52	.O-RING .JOINT TORIQUE				2	
35	6T4-43808-00	.SEAT VALVE COMP. 1 .SIEGE VALVE COMP. 1				2	
36	69G-43853-00	.SPRING, MAIN VALVE .RESSORT				2	
37	69G-4388F-00	.SPACER .ENTRETOISE				2	
38	69J-4381C-00	.FILTER 3 .FILTRE 3				2	
39	6H1-4384G-11	.SEAL, RELIEF VALVE .JOINT				2	
40	6H1-43844-10	.PIN, VALVE SUPPORT .GOUPILLE				2	
41	6F2-43855-00	.SPRING, UP RELIEF .RESSORT				1	
42	6H1-43856-10	.SPRING, DOWN RELIEF .RESSORT				1	
43	93501-08001	.BALL .BILLE				2	
44	69A-4386A-00	.PIN, ABSORBER VALVE .GOUPILLE, SOUPAPE				2	
45	69A-43824-00	.SPRING, DOWN RELIEF 2 .RESSORT 2				2	
46	69A-43848-00	.ROD, MANUAL RELEASE .TIGE				1	
47	93602-15250	.PIN, DOWEL .GOUJON				1	
48	93210-06001	.O-RING .JOINT TORIQUE				1	
49	6AH-43854-00	.SPRING, MANUAL RELEASE .RESSORT				1	
50	69A-4381G-00	.PIN 1 .GOUPILLE 1				2	
51	93501-08001	.BALL .BILLE				2	
52	6H1-43883-00	.O-RING .JOINT TORIQUE				2	
53	69A-4384H-00	.SPRING .RESSORT				2	
54	93606-14081	.PIN, DOWEL .GOUPILLE				2	

FIG. 28 POWER TILT ASSY

PUISSANCE PARER ET INCLINER



6AG3110-H260

REF. NO.	PART NO. N° PIECES	DESCRIPTION DESCRIPTION	MH	EH	E	EP	REMARKS REMARQUES
55	91318-05025	..BOLT ..BOULON				6	
56	69J-4381C-00	..FILTER 3 ..FILTRE 3				2	
57	6AH-4381J-00	..PLATE ..PLAQUE				1	
58	N35-43862-10	..O-RING ..JOINT TORIQUE				1	
59	69A-23129-00	..GASKET, DRAIN PLUG ..JOINT, PLOT DE VIDANGE				1	
60	69A-43878-00	..BOLT, SOCKET ..BOULON				4	
61	69A-43880-01	..MOTOR ASSY ..MOTEUR (ENS.)				1	
62	65W-43804-01	..STATOR ASSY ..STATOR (ENS.)				1	
63	65W-43887-01	..BOLT ..BOULON				2	
64	65W-43805-01	..ARMATURE ASSY ..INDUIT (ENS.)				1	
65	65W-4387G-00	..WASHER ..RONDELLE				1	
66	69A-43881-01	..FRAME, END ..BATI				1	
67	65W-82181-00	...CIRCUIT BREAKER COMP. ...RUPTEUR COMPLET				1	
68	65W-43892-01	...BRUSH 2 ...BALAI 2				1	
69	65W-43891-01	...BRUSH 1 ...BALAI 1				1	
70	65W-4386K-01	...SPRING, BRUSH ...RESSORT, BALAI				1	
71	65W-4386L-00	...SPRING, BRUSH 2 ...RESSORT, BALAI 2				1	
72	65W-4380F-01	...PLATE, BRUSH HOLDER ...PLAQUE				1	
73	65W-43879-01	...SCREW, WITH WASHER ...VIS, AVEC RONDELLE				2	
74	65W-43882-01	...OIL SEAL ...JOINT SPI				1	

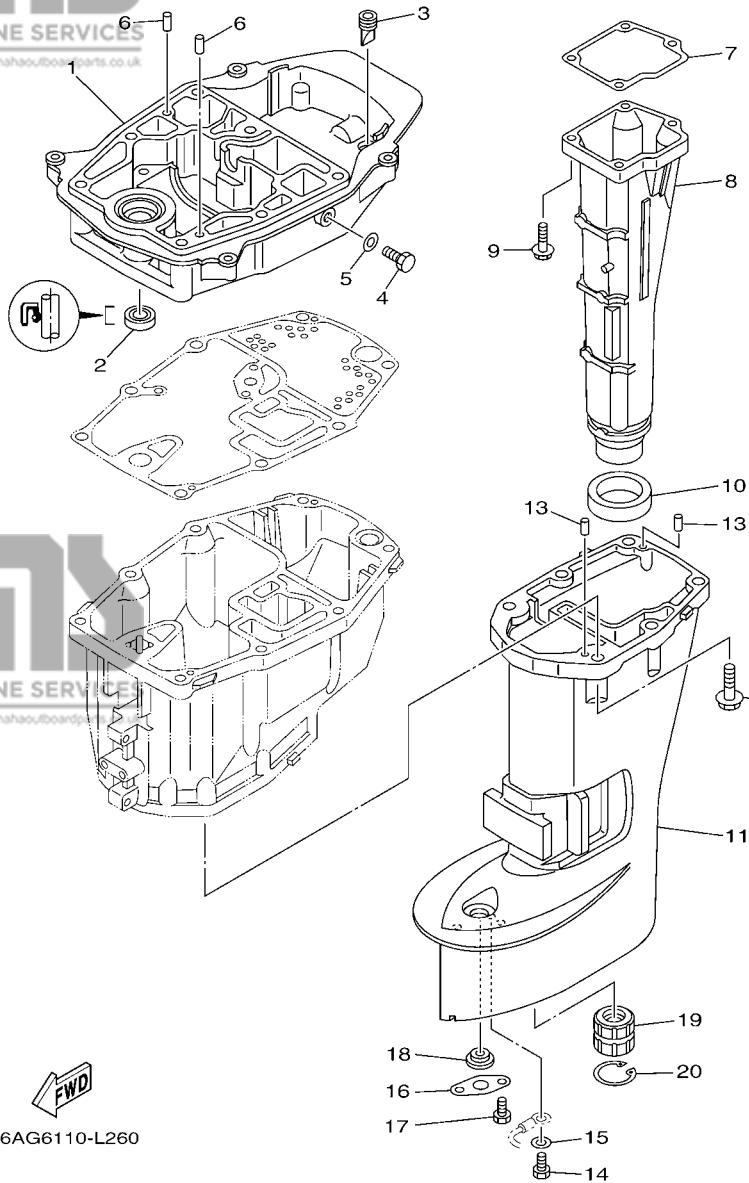


FIG. 29 UPPER CASING

FOURREAU

REF. NO.	PART NO. N° PIECES	DESCRIPTION DESCRIPTION	MH	EH	L	EP	REMARKS REMARQUES
1	6AH-41137-00-CA	GUIDE, EXHAUST COLLECTEUR D'ÉCHAPPEMENT	1	1	1	1	
2	93101-12M63	OIL SEAL JOINT SPY	1	1	1	1	
3	65W-42717-00	RUBBER, SEAL 2 JOINT EN CAOUTCHOUC 2	1	1	1	1	
4	97095-08014	BOLT BOULON	1	1	1	1	
5	90430-08143	GASKET JOINT	1	1	1	1	
6	93606-19M23	PIN, DOWEL GOUPILLE	2	2	2	2	
7	6AH-41134-00	GASKET, EXHAUST MANIFOLD JOINT, PIPE D'ÉCHAPPEMENT	1	1	1	1	
8	6AH-14711-00-CA	MUFFLER 1 POT D'ÉCHAPPEMENT 1	1	1	1	1	S(17.1") S(17.1")
	6AH-14711-A0-CA	MUFFLER 1 POT D'ÉCHAPPEMENT 1	1	1	1	1	L(22.1") L(22.1")
9	97575-06525	BOLT, WITH WASHER VIS HEXAGONAL AVC RONDELLE	4	4	4	4	
10	6AH-41138-00	SEAL, EXT. 1 JOINT DE GROUPE 1	1	1	1	1	
11	6AH-45111-00-4D	CASING, UPPER FOURREAU	1	1	1	1	S(17.1") S(17.1")
	6AH-45111-10-4D	CASING, UPPER FOURREAU	1	1	1	1	L(22.1") L(22.1")
12	97575-08530	BOLT, WITH WASHER VIS HEXAGONAL AVC RONDELLE	6	6	6	6	
13	93604-12M07	PIN, DOWEL CLAVETTE	2	2	2	2	
14	97095-05010	BOLT BOULON	1	1	1	1	
15	92995-05600	WASHER RONDELLE	1	1	1	1	
16	68T-45321-00	PLATE PLAQUETTE	1	1	1	1	
17	97095-06008	BOLT BOULON	1	1	1	1	
18	90480-14M54	GROMMET PASSE-FIL	1	1	1	1	
19	682-45318-00	BUSHING, DRIVE SHAFT DOUILLE, ARBRE MOTEUR	1	1	1	1	L(22.1") L(22.1")
20	93420-30042	CIRCLIP CIRCLIP, TYPE S	1	1	1	1	L(22.1") L(22.1")

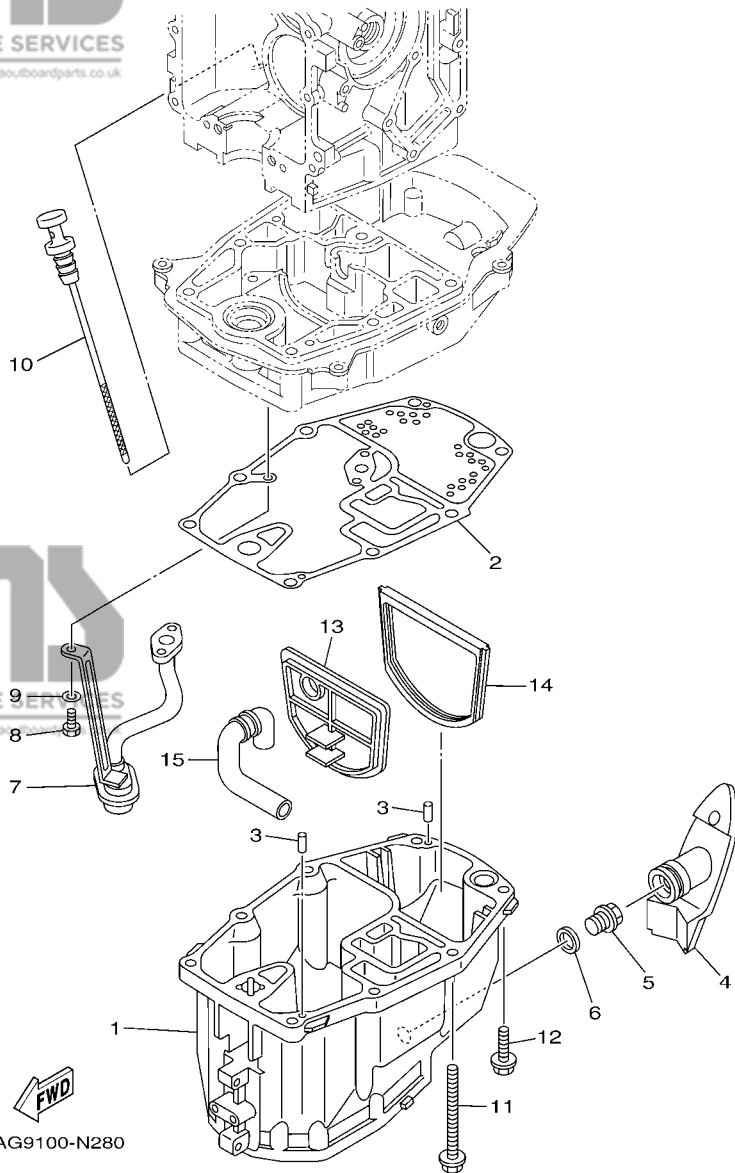


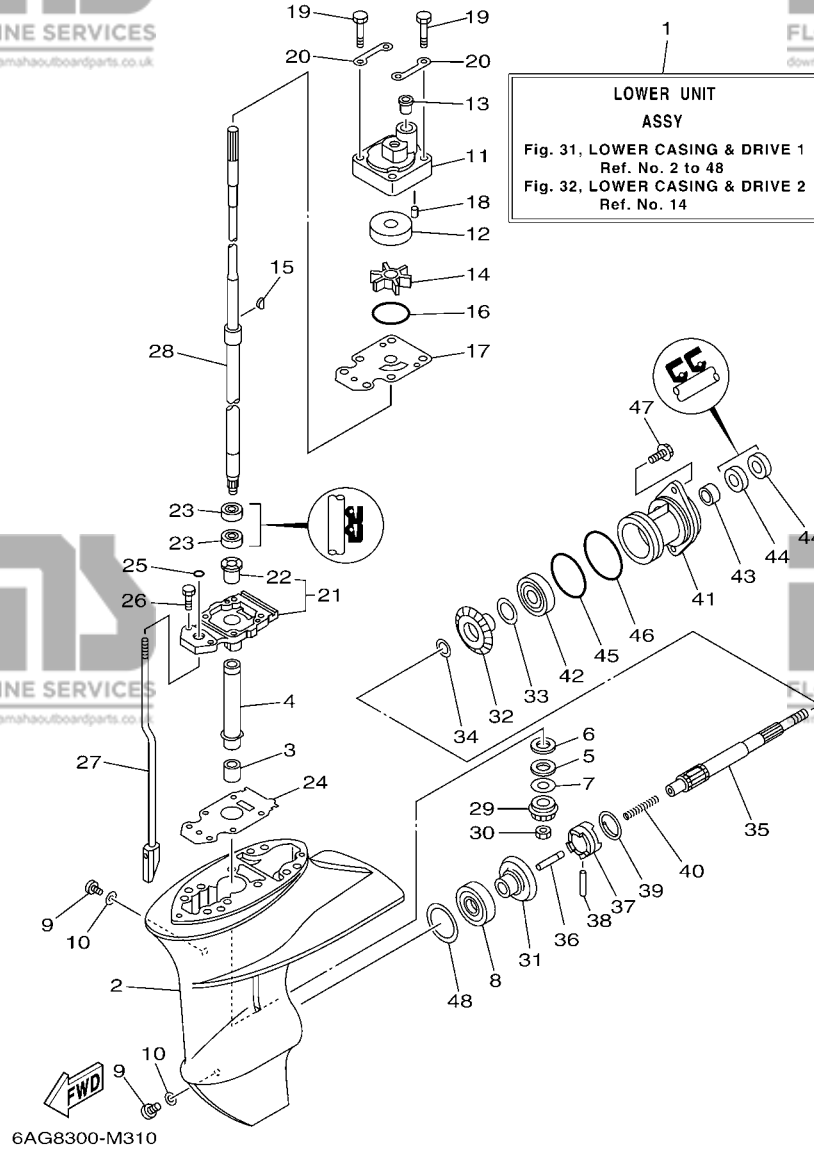
FIG. 30 OIL PAN

VENTILATEUR D'HUILE

REF. NO.	PART NO. N° PIECES	DESCRIPTION DESCRIPTION	MH	EH	E	EP	REMARKS REMARQUES
1	6AH-15311-00-CA	OIL PAN VENTILATEUR D'HUILE	1	1	1	1	
2	6AH-15312-10	GASKET, OIL PAN JOINT DE VENTILATEUR D'HUILE	1	1	1	1	
3	93604-12M07	PIN, DOWEL CLAVETTE	2	2	2	2	
4	6AH-15316-00	DAMPER 1 AMORTISSEUR 1	1	1	1	1	
5	90340-14M06	PLUG, STRAIGHT SCREW PLOT, FILETE DROIT	1	1	1	1	
6	90430-14M09	GASKET JOINT	1	1	1	1	
7	6AH-13411-00	STRAINER, OIL FILTRE, HUILE	1	1	1	1	
8	97013-06016	BOLT BOULON	3	3	3	3	
9	92903-06600	WASHER, PLATE RONDELLE, PLATE	3	3	3	3	
10	6AH-15362-10	PLUG, OIL LEVEL PLOT, NIVEAU D'HUILE	1	1	1	1	
11	90119-08103	BOLT, WITH WASHER BOULON, AVEC RONDELLE	6	6	6	6	
12	97575-08530	BOLT, WITH WASHER VIS HEXAGONAL AVEC RONDELLE	2	2	2	2	
13	6AH-45126-00	PLATE, SEAL DAMPER PLAQUETTE	1	1	1	1	
14	6AH-45115-00	GASKET, UPPER CASING JOINT, TUBE D'ARBRE	1	1	1	1	
15	6AH-45135-00	PIPE TUYAU	1	1	1	1	

FIG. 31 LOWER CASING & DRIVE 1

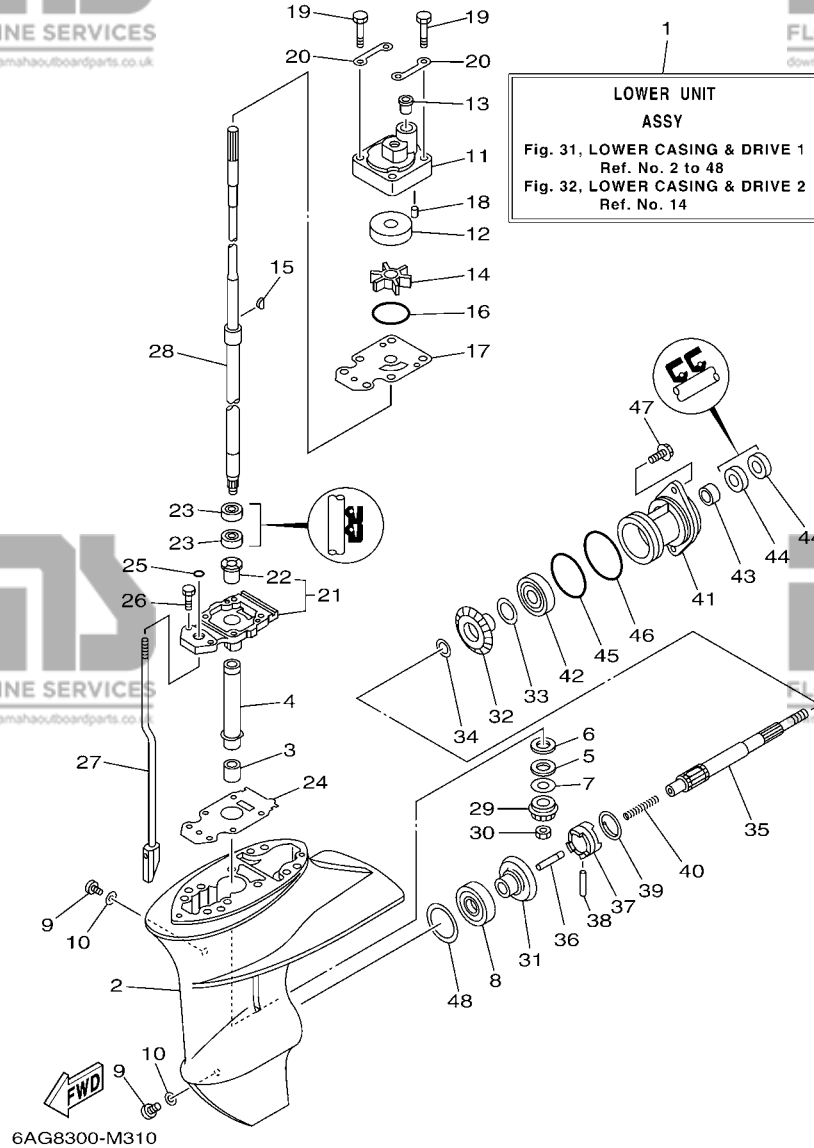
BOITIER D'HELICE TRANSMISSION1



REF. NO.	PART NO. N° PIECES	DESCRIPTION DESCRIPTION	MH	EH	L	CH	REMARKS REMARQUES
1	6AH-45300-00-4D	LOWER UNIT ASSY UNITE INFERIEURE (ENS.)	1	1	1	1	S(17.1") S(17.1")
	6AH-45300-10-4D	LOWER UNIT ASSY UNITE INFERIEURE (ENS.)	1	1	1	1	L(22.1") L(22.1")
2	6AH-45311-00-4D	CASING, LOWER BOITIER D'HELICE	1	1	1	1	
3	93315-314V8	BEARING ROULEMENT	1	1	1	1	
4	63V-45536-00	SLEEVE, DRIVE SHAFT MANCHON, ARBRE MOTEUR	1	1	1	1	
5	90209-14011	WASHER RONDELLE	1	1	1	1	
6	90201-15017	WASHER, PLATE RONDELLE, PLATE	1	1	1	1	
7	6E8-45587-10	SHIM (T:1.13MM) CALE (T:1.13MM)	1	1	1	1	UR
	6E8-45587-30	SHIM (T:1.20MM) CALE (T:1.20MM)	1	1	1	1	UR
8	93332-00005	BEARING ROULEMENT	1	1	1	1	UR
9	90340-08002	PLUG, STRAIGHT SCREW PLOT, FILETE DROIT	2	2	2	2	
10	90430-08020	GASKET JOINT	2	2	2	2	
11	6AH-44311-00	HOUSING, WATER PUMP CORPS, POMPE A EAU	1	1	1	1	
12	63V-44322-00	INSERT, CARTRIDGE CUVETTE	1	1	1	1	
13	6L2-44367-00	DAMPER, WATER SEAL 3 JOINT TUBE D'EAU 3	1	1	1	1	
14	63V-44352-01	IMPELLER TURBINE	1	1	1	1	
15	664-44338-00	KEY, WOODRUFF CLAVETTE, VOLANT	1	1	1	1	
16	93210-49046	O-RING JOINT TORIQUE	1	1	1	1	
17	68T-44323-00	OUTER PLATE, CARTRIDGE PLAQUE EXTERIEURE	1	1	1	1	
18	93604-12M07	PIN, DOWEL CLAVETTE	2	2	2	2	
19	97095-08045	BOLT BOULON	4	4	4	4	
20	63V-44328-01	PLATE PLAQUETTE	2	2	2	2	
21	69G-45331-01-CA	HOUSING, BEARING FLASQUE, ROULEMENT	1	1	1	1	
22	626-45316-09	BUSHING, DRIVE SHAFT .DOUILLE, ARBRE MOTEUR	1	1	1	1	
23	93101-20001	OIL SEAL JOINT SPY	2	2	2	2	
24	69G-45315-A0	PACKING, LOWER CASING JOINT, BOITIER D'HELICE	1	1	1	1	
25	93210-06ME6	O-RING JOINT TORIQUE	1	1	1	1	

FIG. 31 LOWER CASING & DRIVE 1

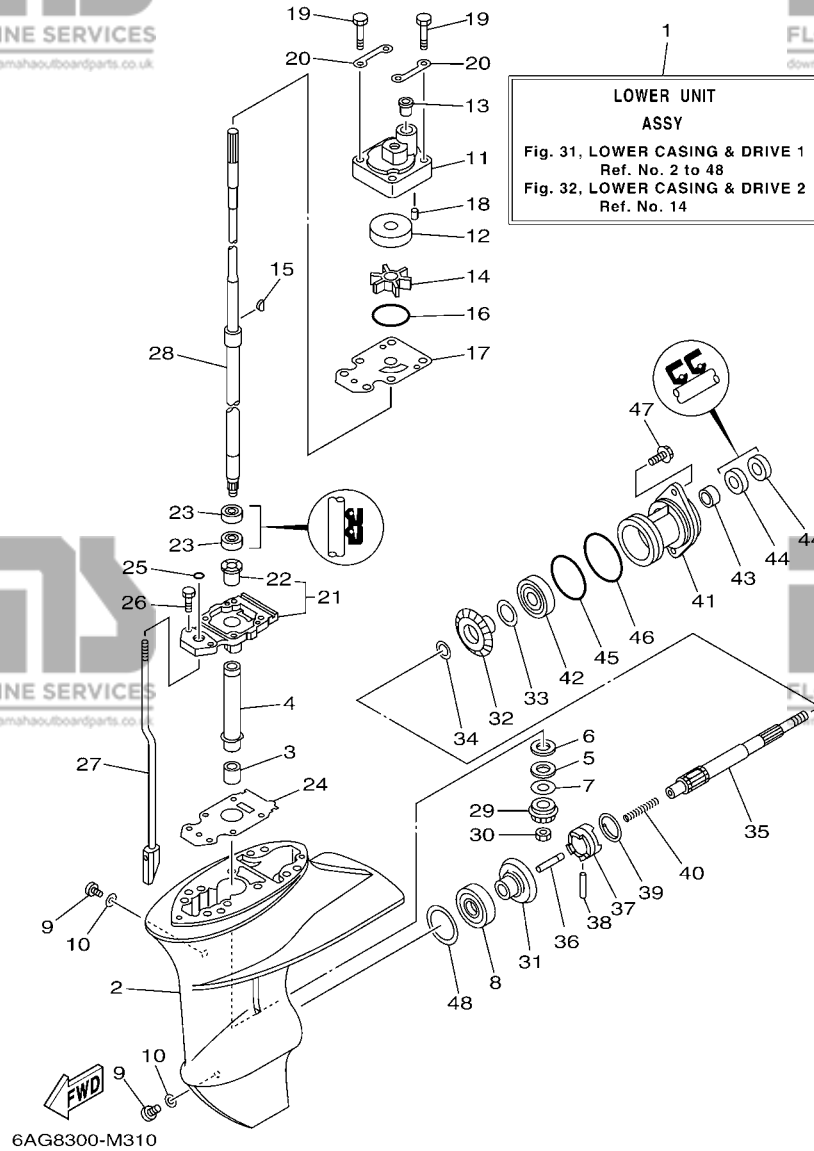
BOITIER D'HELICE TRANSMISSION1



REF. NO.	PART NO. N° PIECES	DESCRIPTION DESCRIPTION	MH	EH	L	EH	REMARKS REMARQUES
26	97080-08025	BOLT BOULON	2	2	2	2	
27	6AH-44150-00	SHIFT CAM ASSY CAME D'INVERSION	1	1	1	1	S(17.1") S(17.1")
	6AH-44150-10	SHIFT CAM ASSY CAME D'INVERSION	1	1	1	1	L(22.1") L(22.1")
28	6AH-45510-00	DRIVE SHAFT ASSY ARBRE MOTEUR (ENS.)	1	1	1	1	S(17.1") S(17.1")
	6AH-45510-10	DRIVE SHAFT ASSY ARBRE MOTEUR (ENS.)	1	1	1	1	L(22.1") L(22.1")
29	63V-45551-00	PINION (13T) PIGNON D'ATTAQUE (13D)	1	1	1	1	
30	90179-08M06	NUT ECROU	1	1	1	1	
31	6E7-45560-01	GEAR 1 (27T) PIGNON 1 (27T)	1	1	1	1	
32	6E7-45571-00	GEAR 2 (27T) PIGNON 2 (27T)	1	1	1	1	
33	626-45577-00	SHIM (T:0.10MM) CALE (T:0.10MM)	1	1	1	1	UR UR
	626-45577-10	SHIM (T:0.20MM) CALE (T:0.20MM)	1	1	1	1	UR UR
	626-45577-20	SHIM (T:0.30MM) CALE (T:0.30MM)	1	1	1	1	UR UR
	626-45577-30	SHIM (T:0.40MM) CALE (T:0.40MM)	1	1	1	1	UR UR
	626-45577-40	SHIM (T:0.50MM) CALE (T:0.50MM)	1	1	1	1	UR UR
34	90201-17682	WASHER, PLATE RONDELLE, PLATE	1	1	1	1	
35	683-45611-00	SHAFT, PROPELLER ARBRE, HELICE	1	1	1	1	
36	650-45635-00	PLUNGER, SHIFT POUSSOIR D'EMBRAYAGE	1	1	1	1	
37	682-45631-00	CLUTCH, DOG CRABOT	1	1	1	1	
38	90250-05010	PIN, STRAIGHT GOUPILLE, DROITE	1	1	1	1	
39	648-45633-00	RING, CROSS PIN JONC, GOUPILLE CRABOT	1	1	1	1	
40	90501-150A0	SPRING, COMPRESSION RESSORT, COMPRESSION	1	1	1	1	
41	683-45361-02-4D	CAP, LOWER CASING COUVERCLE, BOITIER D'HELICE	1	1	1	1	
42	93306-00501	BEARING ROULEMENT	1	1	1	1	
43	93315-317U2	BEARING ROULEMENT	1	1	1	1	
44	93101-17054	OIL SEAL JOINT SPY	2	2	2	2	
45	93210-57M09	O-RING JOINT TORIQUE	1	1	1	1	
46	93210-56M80	O-RING JOINT TORIQUE	1	1	1	1	

FIG. 31 LOWER CASING & DRIVE 1

BOITIER D'HELICE TRANSMISSION1



REF. NO.	PART NO. N° PIECES	DESCRIPTION DESCRIPTION	MH	EH	L	EH	REMARKS REMARQUES
47	97575-06520	BOLT, WITH WASHER VIS HEXAGONAL AVC RONDELLE	2	2	2	2	
48	664-45567-01	SHIM (T:0.10MM) CALE (T:0.10MM)	1	1	1	1	UR UR
	664-45567-10	SHIM (T:0.12MM) CALE (T:0.12MM)	1	1	1	1	UR UR
	664-45567-20	SHIM (T:0.15MM) CALE (T:0.15MM)	1	1	1	1	UR UR
	664-45567-30	SHIM (T:0.18MM) CALE (T:0.18MM)	1	1	1	1	UR UR
	664-45567-40	SHIM (T:0.30MM) CALE (T:0.30MM)	1	1	1	1	UR UR
	664-45567-50	SHIM (T:0.40MM) CALE (T:0.40MM)	1	1	1	1	UR UR
	664-45567-60	SHIM (T:0.50MM) CALE (T:0.50MM)	1	1	1	1	UR UR

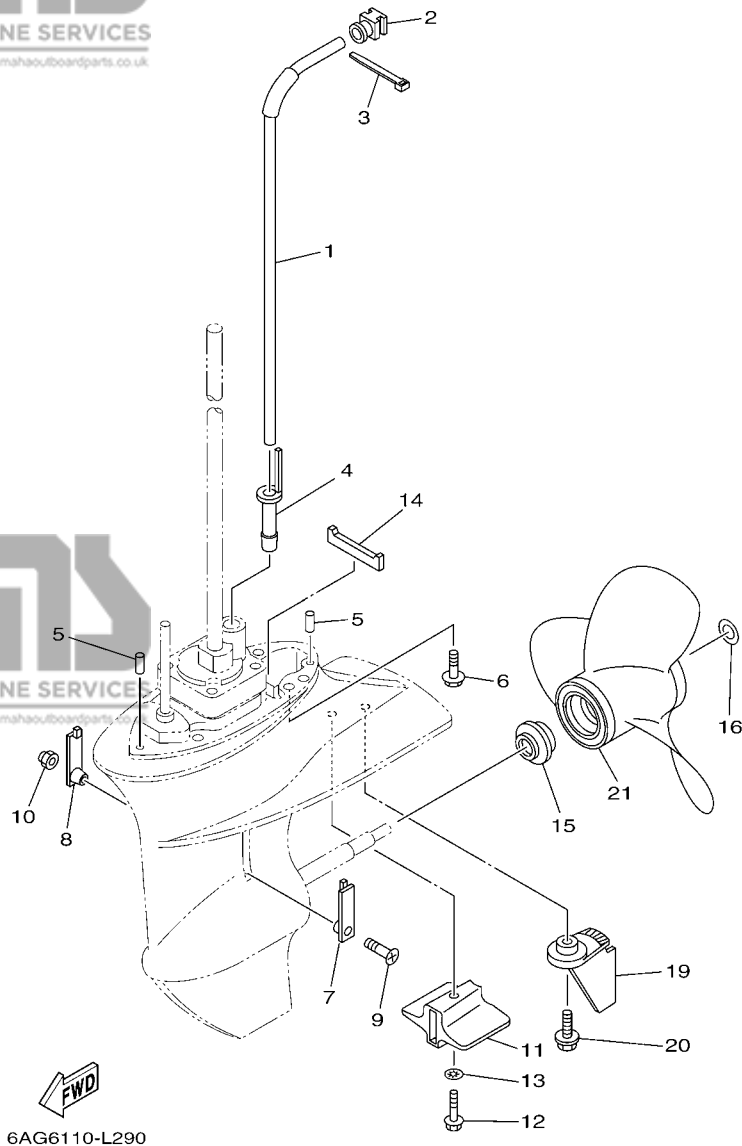
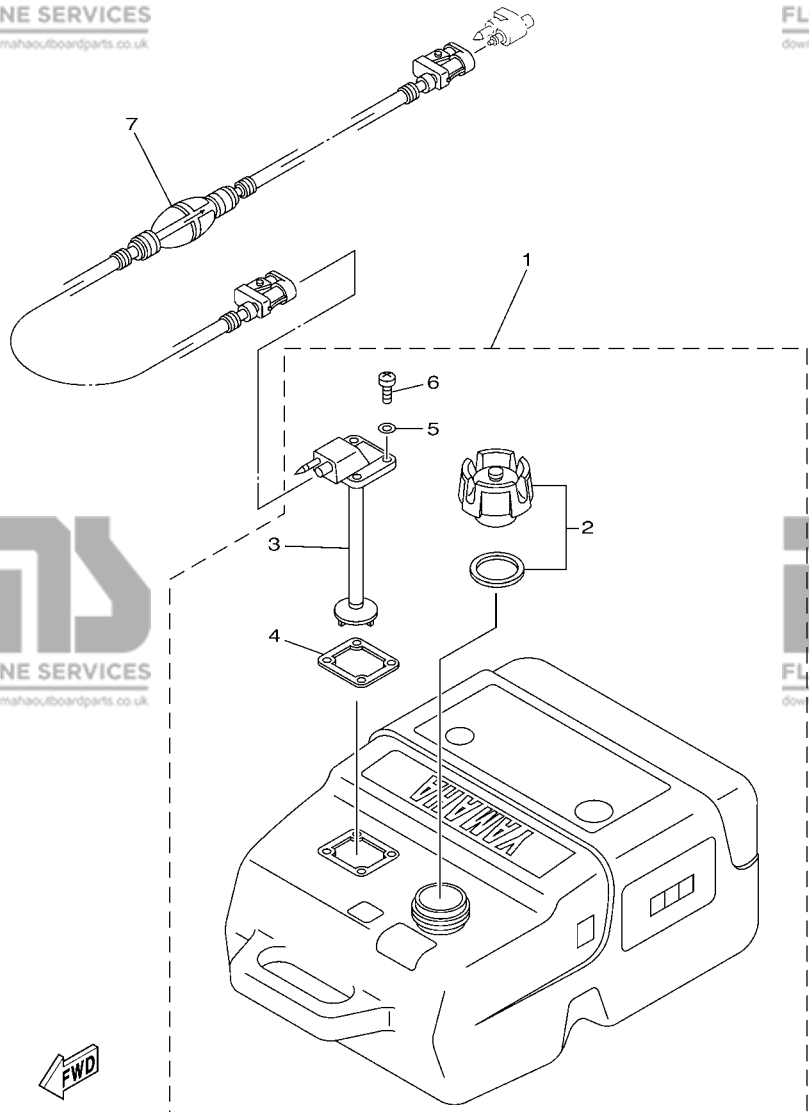


FIG. 32 LOWER CASING & DRIVE 2

BOITIER D'HELICE TRANSMISSION2

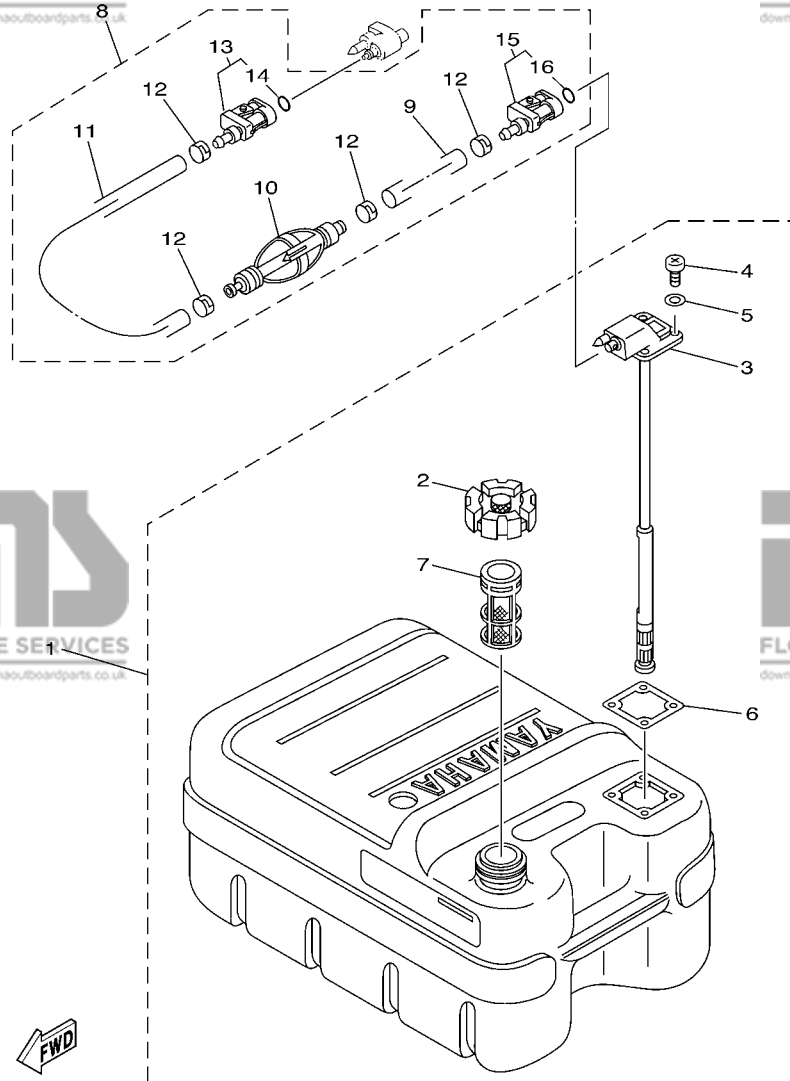
REF. NO.	PART NO. N° PIECES	DESCRIPTION DESCRIPTION	MH	EH	L	CH	REMARKS REMARQUES
1	6AH-44361-01	TUBE, WATER 1 TUBE D'EAU 1	1	1	1	1	S(17.1") S(17.1")
	6AH-44361-11	TUBE, WATER 1 TUBE D'EAU 1	1	1	1	1	L(22.1") L(22.1")
2	6AH-44365-00	DAMPER, WATER SEAL 1 JOINT, TUBE D'EAU 1	1	1	1	1	
3	90465-11M10	CLAMP BRIDE	1	1	1	1	
4	6AH-44368-00	RUBBER, WATER SEAL 4 CAOUTCHOUC EAU JUNTA 4	1	1	1	1	
5	93604-12M07	PIN, DOWEL CLAVETTE	2	2	2	2	
6	97575-08530	BOLT, WITH WASHER VIS HEXAGONAL AVC RONDELLE	4	4	4	4	
7	6G1-45214-00	COVER, WATER INLET 1 GRILLE, ENTREE D'EAU 1	1	1	1	1	
8	63V-45215-00	COVER, WATER INLET 2 GRILLE, ENTREE D'EAU 2	1	1	1	1	
9	90152-05011	SCREW, COUNTERSUNK VIS, TETE NOYEE	1	1	1	1	
10	90185-05002	NUT, NYLON ECROU,AUTO-BLOQUANT	1	1	1	1	
11	6AH-45251-00	ANODE ANODE	1	1	1	1	
12	95895-06035	BOLT, FLANGE BOULON	1	1	1	1	
13	92990-06300	WASHER, INTERNAL TOOTH RONDELLE, DENTURE INTERNE	1	1	1	1	
14	63V-45375-00	DAMPER, SEAL BOURRELET, CAOUTCHOUC	1	1	1	1	
15	6E7-45987-01	SPACER 1 ENTRETOISE 1	1	1	1	1	
16	90201-10M01	WASHER, PLATE RONDELLE, PLATE	1	1	1	1	
17	90171-10M01	NUT, CASTLE ECROU, CRENELE	1	1	1	1	
18	91490-30020	PIN, COTTER GOUPILLE	1	1	1	1	
19	6AH-45371-A0-4D	TAB-TRIM ANODE DERIVE	1	1	1	1	
20	90119-06M88	BOLT, WITH WASHER BOULON, AVEC RONDELLE	1	1	1	1	
21	63V-45941-10	PROPELLER (3X9-1/4"X12"-J1) HELICE (3X9-1/4"X12"-J1)	1	1	1	1	UR UR
	63V-45943-10	PROPELLER (3X9-1/4"X11"-J1) HELICE (3X9-1/4"X11"-J1)	1	1	1	1	UR UR
	63V-45945-10	PROPELLER (3X9-1/4"X9"-J1) HELICE (3X9-1/4"X9"-J1)	1	1	1	1	UR UR
	63V-45952-10	PROPELLER (3X9-1/4"X10"-J1) HELICE (3X9-1/4"X10"-J1)	1	1	1	1	UR UR
	683-45941-00	PROPELLER (3X9-1/4"X12"-J) HELICE (3X9-1/4"X12"-J)	1	1	1	1	UR UR
	683-45943-00	PROPELLER (3X9-1/4"X10-1/2"-J) HELICE (3X9-1/4"X10-1/2"-J)	1	1	1	1	UR UR



6CA8300-P280

FIG. 33 FUEL TANK 1 **RESERVOIR A CARBURANT 1**

REF. NO.	PART NO. N° PIECES	DESCRIPTION DESCRIPTION	MH	EH	U	CH	REMARKS REMARQUES
1	6YK-24201-04	FUEL TANK ASSY (25L) RESERVOIR A ESSENCE (ENS.) 25L	1	1	1	1	AP EXCEPT FOR RUS AP EXCEPT FOR RUS
2	6YK-24610-01	.CAP ASSY .BOUCHON	1	1	1	1	
3	6YK-24260-10	.FUEL METER ASSY .INDICATEUR DE CARBURANT	1	1	1	1	
4	6YL-24268-01	.GASKET, FUEL METER .JOINT, JAUGE A CARBURANT	1	1	1	1	
5	6YL-24329-00	.SEAL .JOINT	4	4	4	4	
6	90157-05M16	.SCREW, PAN HEAD .VIS, TETE TRONCONIQUE	4	4	4	4	
7	6YL-24306-54	FUEL PIPE COMP. 1 DURITE A ESSENCE 1	1	1	1	1	AP EXCEPT FOR RUS AP EXCEPT FOR RUS



68U3100-C240

FIG. 34 FUEL TANK 2

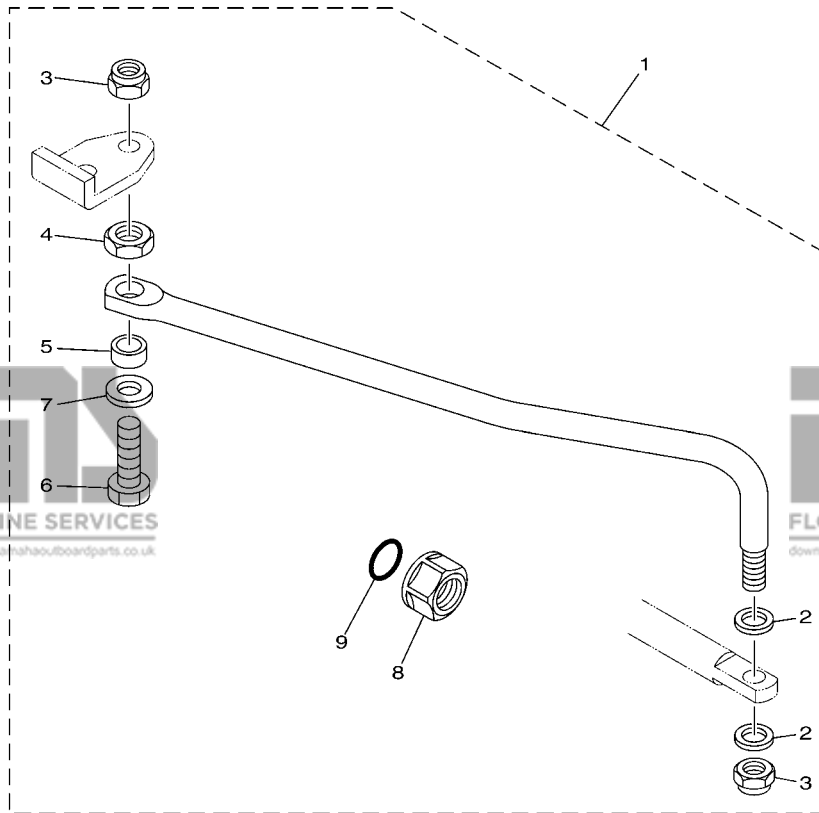
RESERVOIR A CARBURANT 2

REF. NO.	PART NO. N° PIECES	DESCRIPTION DESCRIPTION	MH	EH	L	CH	REMARKS REMARQUES
1	6YJ-24201-00	FUEL TANK ASSY (24L) RESERVOIR A ESSENCE (ENS.):24L	1	1	1		AP FOR RUS AP FOR RUS
2	6YJ-24610-01	.CAP ASSY .BOUCHON	1	1	1		
3	6YJ-24260-00	.FUEL METER ASSY .INDICATEUR DE CARBURANT	1	1	1		
4	90157-05M19	.SCREW, PAN HEAD .VIS, TETE TRONCONIQUE	4	4	4		
5	6Y1-24329-00	.SEAL .JOINT	4	4	4		
6	6Y1-24268-00	.GASKET, FUEL METER .JOINT, JAUGE A CARBURANT	1	1	1		
7	6YJ-24167-00	.STRAINER .FILTRE	1	1	1		
8	61J-24306-04	FUEL PIPE COMP. 1 DURITE A ESSENCE 1	1	1	1		AP FOR RUS AP FOR RUS
9	90445-11M06	.HOSE (L2050) .DURITE (L2050)	1	1	1		
10	61J-24360-00	.PRIMER PUMP ASSY .POMPE D'AMORCAGE	1	1	1		
11	90445-11M05	.HOSE (L850) .DURITE (L850)	1	1	1		
12	650-24351-51	.BAND 1 .COLLIER 1	4	4	4		
13	6G1-24305-05	.FUEL PIPE JOINT COMP. 2 .DURITE RACCORDEMT. A ESSENCE	1	1	1		
14	93210-08287	..O-RING ..JOINT TORIQUE	1	1	1		
15	6Y1-24305-06	.FUEL PIPE JOINT COMP. 2 .DURITE RACCORDEMT. A ESSENCE	1	1	1		
16	93210-08287	..O-RING ..JOINT TORIQUE	1	1	1		

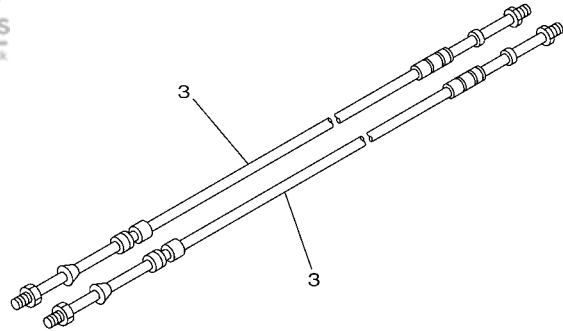
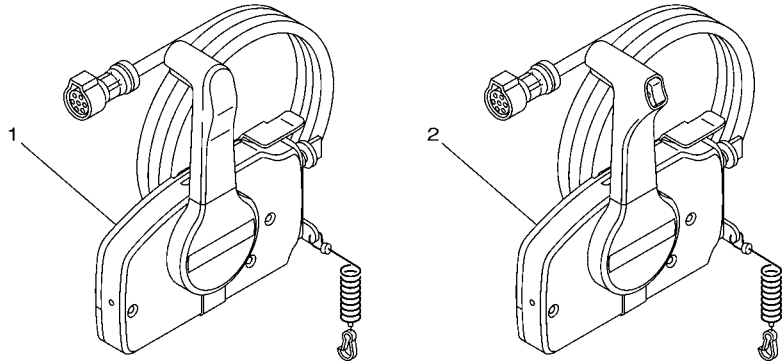
FIG. 35 STEERING GUIDE

FIXATION DE DIRECTION

REF. NO.	PART NO. N° PIECES	DESCRIPTION DESCRIPTION	MH	EH	L	CH	REMARKS REMARQUES
1	6AH-61350-00	STEERING GUIDE ATTACHMENT KIT FIXATIONS DE DIRECTION	1	1	1	1	AP AP
2	90201-10M20	.WASHER, PLATE .RONDELLE, PLATE	2	2	2	2	
3	90185-09M01	.NUT, SELF-LOCKING .ECROU, AUTO-BLOQUANT	2	2	2	2	
4	90170-09M03	.NUT .ECROU	1	1	1	1	
5	90387-10M42	.COLLAR .COLLERETTE	1	1	1	1	
6	6E5-61355-00	.BOLT .BOULON	1	1	1	1	
7	90201-10M63	.WASHER, PLATE .RONDELLE, PLATE	1	1	1	1	
8	6E5-43145-01	.CAP CLAMP BRACKET .CAPUCHON, PRESSE	1	1	1	1	
9	93210-16275	.O-RING .JOINT TORIQUE	1	1	1	1	



FWD
6AH1100-F341

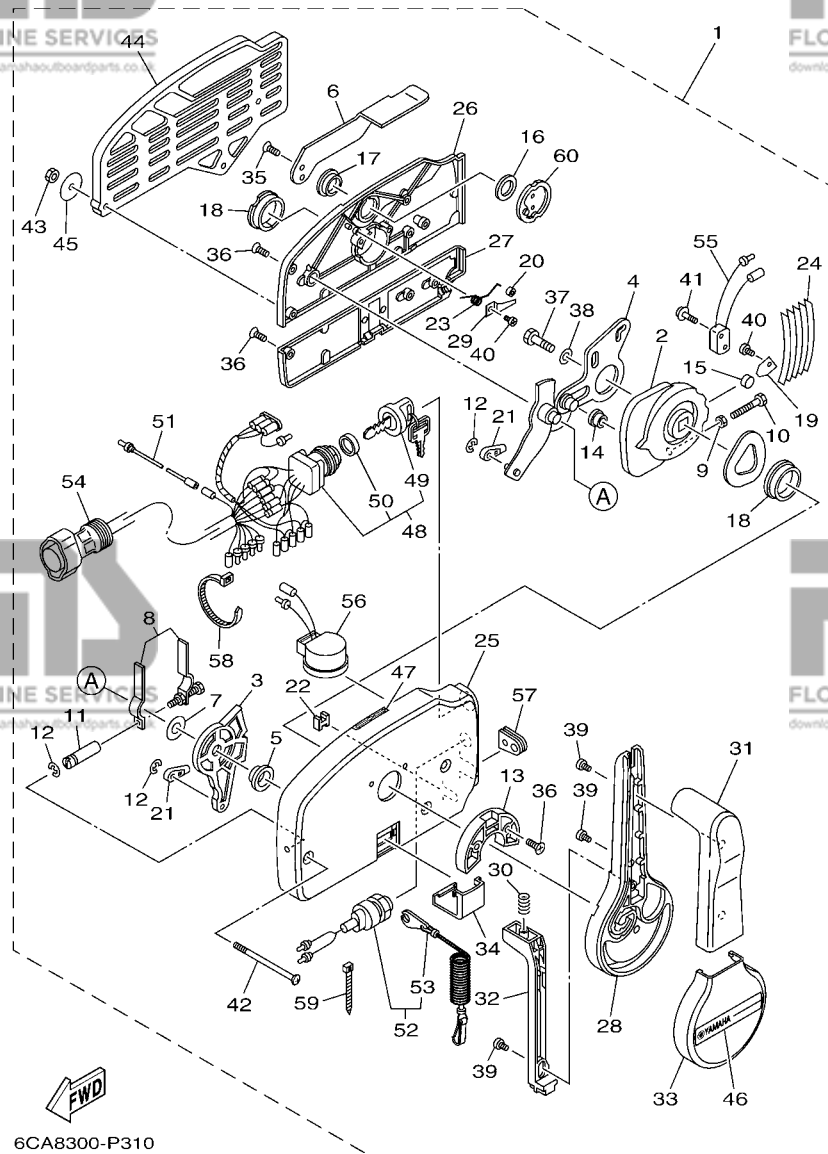


FWD
6FX1300-P340

FIG. 36 REMOTE CONTROL BOX

BOITIER DE COMMANDE A DISTANCE

REF. NO.	PART NO. N° PIECES	DESCRIPTION DESCRIPTION	MH	EH	L	EP	REMARKS REMARQUES
1	703-48201-B0	REMOTE CONTROL ASSY (10P) BOITIER DE COMMANDE A DISTANCE				1	AP WITHOUT PT/T SW. AP WITHOUT PT/T SW.
2	703-48205-B0	REMOTE CONTROL ASSY (10P, PTT) BOITIER DE COMMANDE A DISTANCE				1	AP WITH PT/T SW. AP WITH PT/T SW.
3	701-48310-90	CABLE, REMOTE CONTROL L=11F CABLE, COMMANDE A DISTANCE:11F				2	UR UR
	701-48320-00	CABLE, REMOTE CONTROL L=12F CABLE, COMMANDE A DISTANCE:12F				2	UR UR
	701-48320-20	CABLE, REMOTE CONTROL L=13F CABLE, COMMANDE A DISTANCE:13F				2	UR UR
	701-48320-50	CABLE, REMOTE CONTROL L=15F CABLE, COMMANDE A DISTANCE:15F				2	UR UR



6CA8300-P310

FIG. 37 REMOTE CONTROL ASSY 1 BOITIER DE COMMANDE A DISTANCE

REF. NO.	PART NO. N° PIECES	DESCRIPTION DESCRIPTION	MH	EH	U	CH	REMARKS REMARQUES
1	703-48201-B0	REMOTE CONTROL ASSY (10P) BOITIER DE COMMANDE A DISTANCE			1		AP WITHOUT PT/T SW. AP WITHOUT PT/T SW.
2	703-48232-00	.GEAR .PIGNON			1		
3	703-48271-00	.ARM, SHIFT .BRAS			1		
4	703-48261-01	.ARM, THROTTLE .BRAS, ACCELERATION			1		
5	703-48235-00	.BUSHING .COUSSINET			1		
6	703-48152-10	.KNOB, FREE ACCEL. .BOUTON			1		
7	703-48268-00	.SPACER .ENTRETOISE			1		
8	703-48264-00	.FRICTION, THROTTLE .FRICTION, ACCELERATION			1		
9	95380-05600	.NUT .ECROU			1		
10	97380-05025	.BOLT .BOULON, HEXAGONAL			1		
11	703-48265-00	.SHAFT, FRICTION .AXE, COPILOTE			1		
12	93430-06024	.CIRCLIP .CLIPS			3		
13	703-48245-00	.PLATE, LOCK .PLAQUE, VERROU			1		
14	703-48252-00	.ROLLER, CAM .POULIE			1		
15	701-48248-00	.ROLLER, FREE ACCEL. .POULIE			1		
16	703-48198-00	.WASHER, WAVE .RONDELLE, ELASTIQUE ONDULEE			1		
17	703-48243-00	.BUSHING .COUSSINET			1		
18	703-48236-00	.BUSHING 1 .POULIE			2		
19	703-48189-00	.RETAINER .FLASQUE			1		
20	703-48234-00	.ROLLER, DETENT .POULIE			1		
21	703-48345-01	.CABLE END, REMOTE CONTROL 2 .CHAPE CABLE			2		
22	703-48358-00	.ANCHOR, CABLE .COLLIER			1		
23	703-48244-00	.SPRING, FREE ACCEL. .RESSORT			1		
24	703-48238-00	.SPRING, DETENT .RESSORT			5		
25	703-48211-10	.HOUSING, 1 .CORPS			1		
26	703-48212-10	.BACK PLATE 1 .PLAQUETTE 1			1		
27	703-48213-10	.BACK PLATE 2 .PLAQUETTE 2			1		

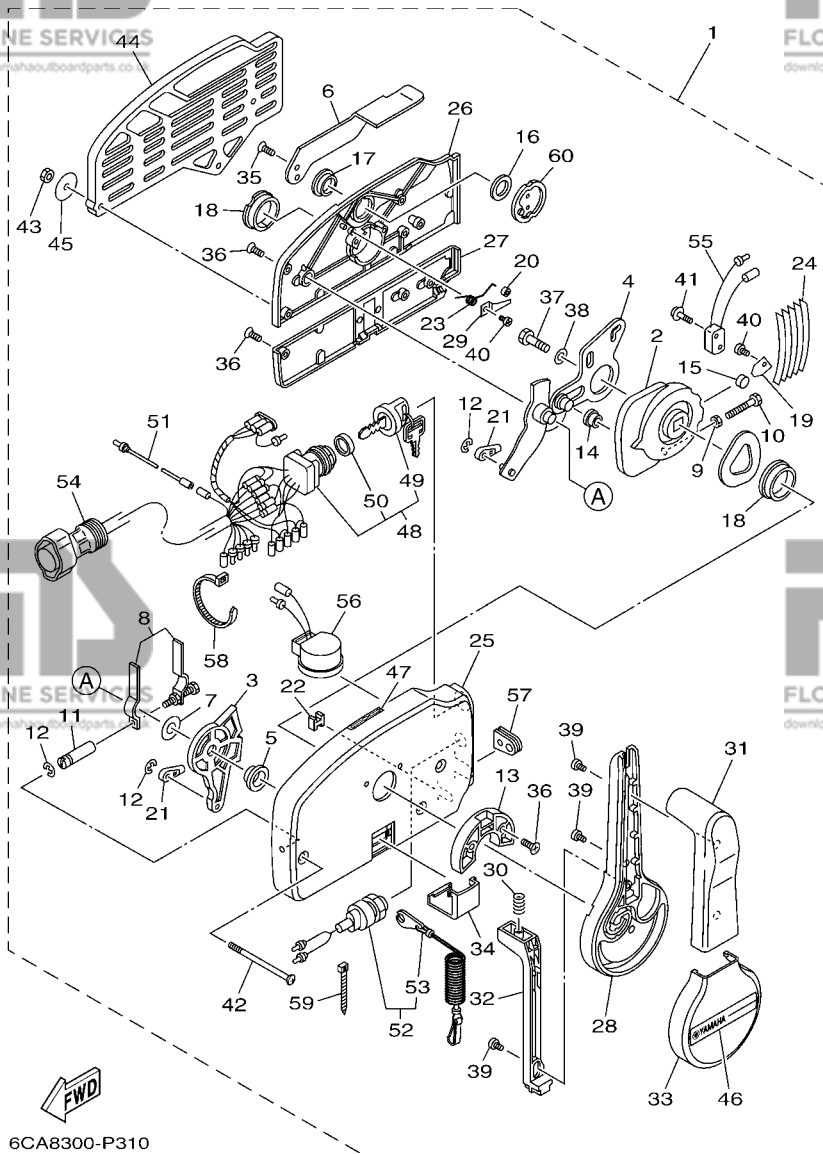
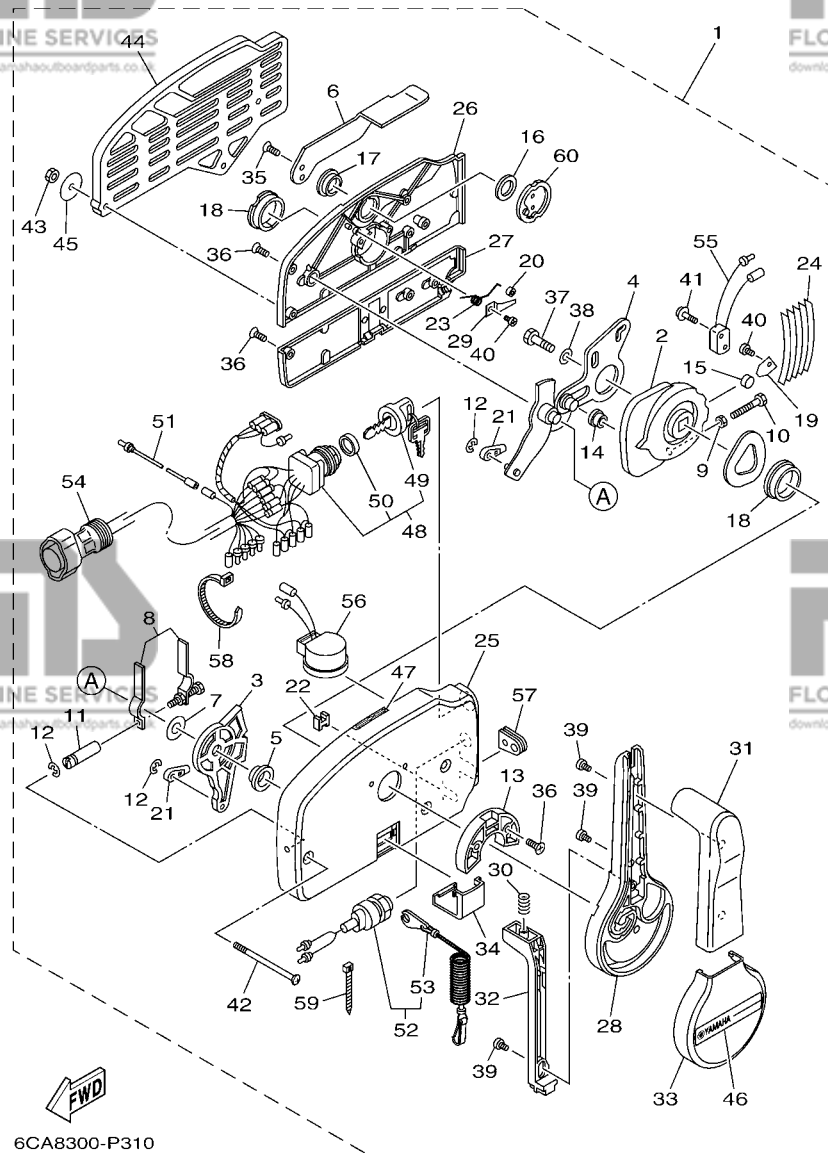


FIG. 37 REMOTE CONTROL ASSY 1 BOITIER DE COMMANDE A DISTANCE

REF. NO.	PART NO. N° PIECES	DESCRIPTION DESCRIPTION	MH	EH	L	EP	REMARKS REMARQUES
28	703-48221-10	.LEVER, CONTROL .LEVIER, COMMANDE				1	
29	703-48246-00	.SPACER .ENTRETOISE				1	
30	703-48227-00	.SPRING, NEUTRAL LOCK .RESSORT				1	
31	703-48222-30	.GRIP, CONTROL LEVER .POIGNEE, COMMANDE LEVIER				1	SINGLE SINGLE
32	703-48223-10	.LOCK, NEUTRAL .VERROU, NEUTRAL				1	
33	703-48225-10	.COVER .COUVERCLE				1	
34	703-48219-10	.COVER, LEAD .COUVERCLE				1	
35	703-48281-00	.SCREW .VIS				2	
36	703-44189-20	.SCREW .VIS				7	
37	97380-08030	.BOLT .BOULON, HEXAGONAL				1	
38	92990-08600	.WASHER, PLATE .RONDELLE, PLATE				1	
39	703-48128-10	.SCREW 2 .VIS 2				3	
40	98580-04006	.SCREW, PAN HEAD .VIS				2	
41	703-48129-00	.SCREW 3 .VIS 3				2	
42	703-44189-30	.SCREW .VIS				3	
43	95380-06600	.NUT, HEXAGON .ECROU				3	
44	703-48293-10	.SPACER, REMOTE CONTROL .ENTRETOISE				1	SINGLE SINGLE
45	701-48287-00	.WASHER .RONDELLE				3	
46	703-48215-10	.GRAPHIC .ADHESIF				1	
47	6X3-44191-00	.INDICATOR, SHIFT .ETIQUETTE, EMBRAYAGE				1	
48	703-82510-13	.MAIN SWITCH ASSY .CONTACTEUR A CLEF COMPLET				1	PRIME START PRIME START
49	676-82577-01	.CAP, KEY .CABOCHON				1	
50	703-82532-00	.CAP .COUVERCLE				1	
51	703-82531-00	.WIRE, LEAD (L70) .FIL (L70)				1	
52	688-82575-01	.ENGINE STOP SWITCH ASSY .COUPE CIRCUIT CPLT				1	
53	682-82556-00	.LANYARD, STOP SWITCH .CORDON DU COUPE CIRCUIT				1	
54	688-8258A-20	.EXTENSION, WIRE HARNESS (4.9M) .EXTENSION, FAISCEAU DE FILS (4				1	(10P) (10P)

FIG. 37 REMOTE CONTROL ASSY 1

BOITIER DE COMMANDE A DISTANCE



6CA8300-P310

REF. NO.	PART NO. N° PIECES	DESCRIPTION DESCRIPTION	MH	EH	L	EP	REMARKS REMARQUES
55	703-82540-00	.NEUTRAL SWITCH ASSY .CONTACTEUR DE POINT-MORT				1	
56	703-83383-11	.BUZZER .RONFLEUR				1	
57	703-48284-00	.GROMMET .PASSE-FIL				1	
58	703-82591-00	.BAND .COLLIER				1	
59	703-82592-00	.BAND .COLLIER				1	
60	703-48153-00	.SHAFT, FREE ACCEL. .AXE				1	

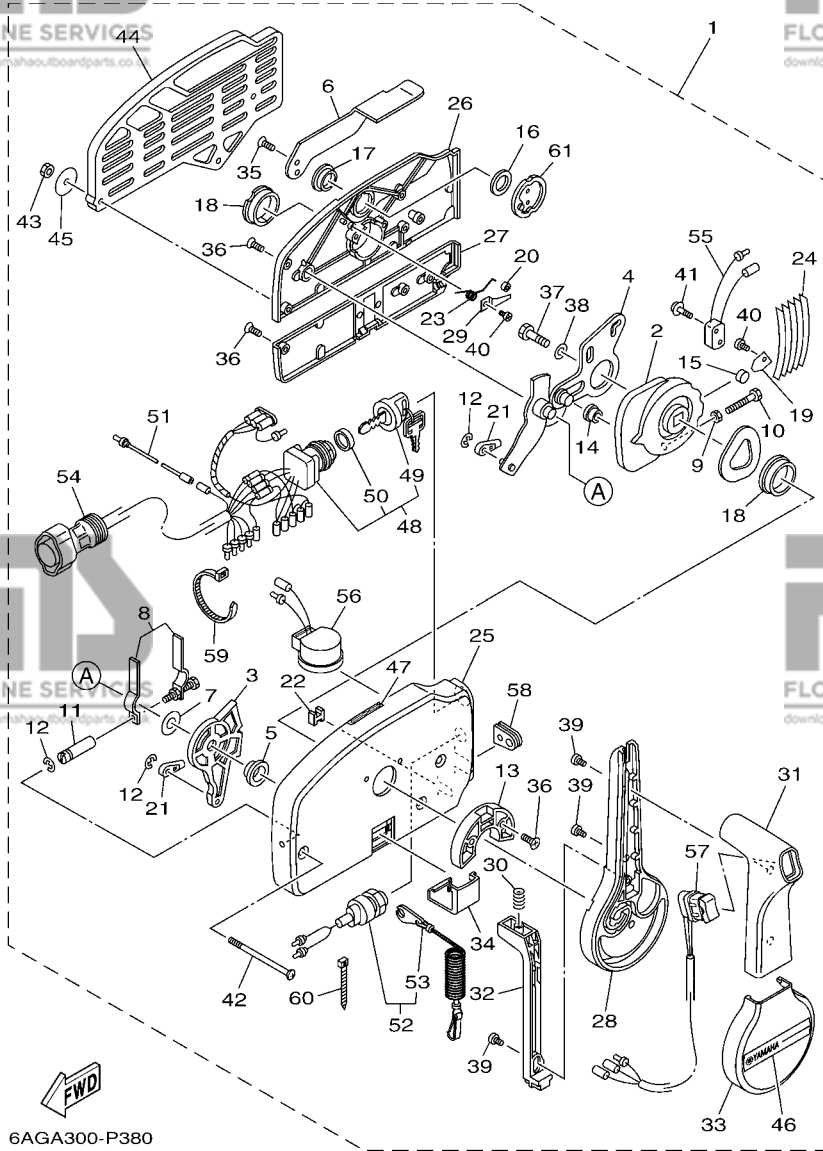
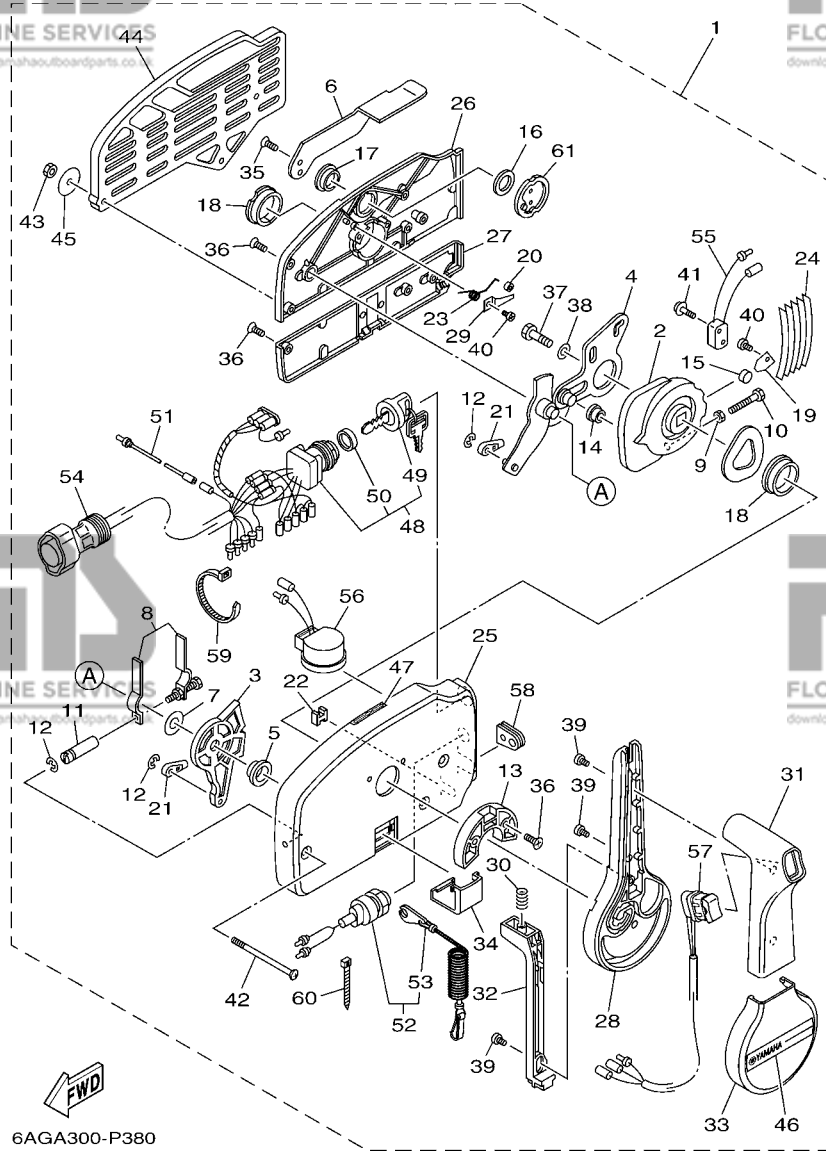


FIG. 38 REMOTE CONTROL ASSY 2 BOITIER DE COMMANDE A DISTANCE

REF. NO.	PART NO. N° PIECES	DESCRIPTION DESCRIPTION	MH	EH	U	CH	REMARKS REMARQUES
1	703-48205-B0	REMOTE CONTROL ASSY (10P, PTT) BOITIER DE COMMANDE A DISTANCE					1 AP WITH PT/T SW. AP WITH PT/T SW.
2	703-48232-00	.GEAR .PIGNON					1
3	703-48271-00	.ARM, SHIFT .BRAS					1
4	703-48261-01	.ARM, THROTTLE .BRAS, ACCELERATION					1
5	703-48235-00	.BUSHING .COUSSINET					1
6	703-48152-10	.KNOB, FREE ACCEL. .BOUTON					1
7	703-48268-00	.SPACER .ENTRETOISE					1
8	703-48264-00	.FRICTION, THROTTLE .FRICTION, ACCELERATION					1
9	95380-05600	.NUT .ECROU					1
10	97380-05025	.BOLT .BOULON, HEXAGONAL					1
11	703-48265-00	.SHAFT, FRICTION .AXE, COPILOTE					1
12	93430-06024	.CIRCLIP .CLIPS					3
13	703-48245-00	.PLATE, LOCK .PLAQUE, VERROU					1
14	703-48252-00	.ROLLER, CAM .POULIE					1
15	701-48248-00	.ROLLER, FREE ACCEL. .POULIE					1
16	703-48198-00	.WASHER, WAVE .RONDELLE, ELASTIQUE ONDULEE					1
17	703-48243-00	.BUSHING .COUSSINET					1
18	703-48236-00	.BUSHING 1 .POULIE					2
19	703-48189-00	.RETAINER .FLASQUE					1
20	703-48234-00	.ROLLER, DETENT .POULIE					1
21	703-48345-01	.CABLE END, REMOTE CONTROL 2 .CHAPE CABLE					2
22	703-48358-00	.ANCHOR, CABLE .COLLIER					1
23	703-48244-00	.SPRING, FREE ACCEL. .RESSORT					1
24	703-48238-00	.SPRING, DETENT .RESSORT					5
25	703-48211-10	.HOUSING,1 .CORPS					1
26	703-48212-10	.BACK PLATE 1 .PLAQUETTE 1					1
27	703-48213-10	.BACK PLATE 2 .PLAQUETTE 2					1

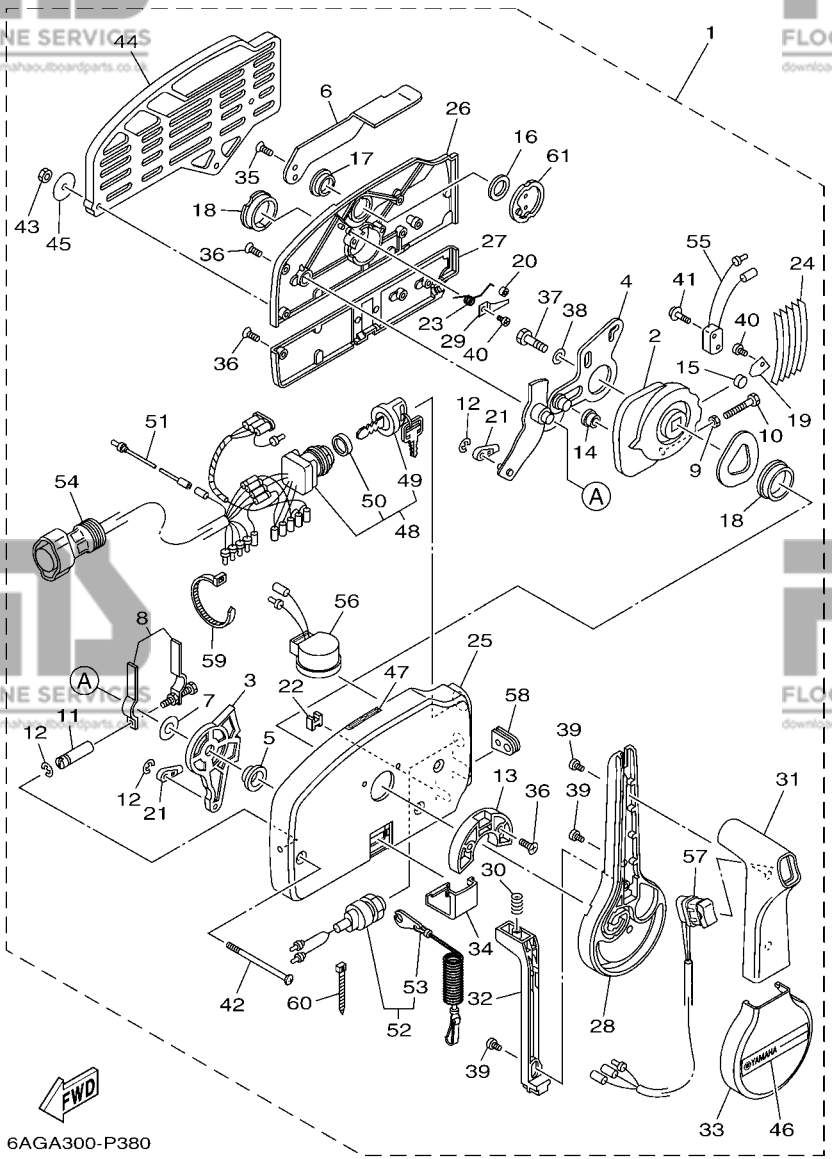


6AGA300-P380

FIG. 38 REMOTE CONTROL ASSY 2 BOITIER DE COMMANDE A DISTANCE

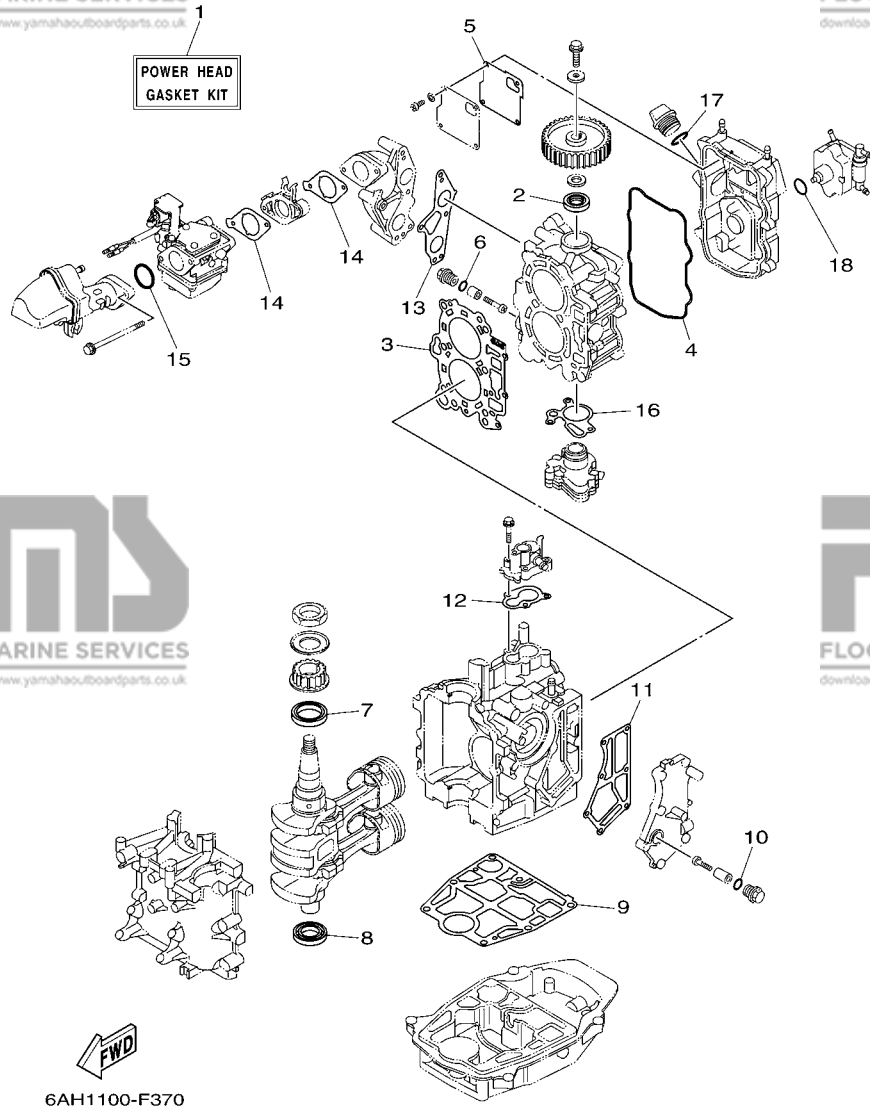
REF. NO.	PART NO. N° PIECES	DESCRIPTION DESCRIPTION	MH	EH	E	EP	REMARKS REMARQUES
28	703-48221-10	.LEVER, CONTROL .LEVIER, COMMANDE				1	
29	703-48246-00	.SPACER .ENTRETOISE				1	
30	703-48227-00	.SPRING, NEUTRAL LOCK .RESSORT				1	
31	703-48222-20	.GRIP, CONTROL LEVER .POIGNEE, COMMANDE LEVIER				1	SINGLE SINGLE
32	703-48223-10	.LOCK, NEUTRAL .VERROU, NEUTRAL				1	
33	703-48225-10	.COVER .COUVERCLE				1	
34	703-48219-10	.COVER, LEAD .COUVERCLE				1	
35	703-48281-00	.SCREW .VIS				2	
36	703-44189-20	.SCREW .VIS				7	
37	97380-08030	.BOLT .BOULON, HEXAGONAL				1	
38	92990-08600	.WASHER, PLATE .RONDELLE, PLATE				1	
39	703-48128-10	.SCREW 2 .VIS 2				3	
40	98580-04006	.SCREW, PAN HEAD .VIS				2	
41	703-48129-00	.SCREW 3 .VIS 3				2	
42	703-44189-30	.SCREW .VIS				3	
43	95380-06600	.NUT, HEXAGON .ECROU				3	
44	703-48293-10	.SPACER, REMOTE CONTROL .ENTRETOISE				1	SINGLE SINGLE
45	701-48287-00	.WASHER .RONDELLE				3	
46	703-48215-10	.GRAPHIC .ADHESIF				1	
47	6X3-44191-00	.INDICATOR, SHIFT .ETIQUETTE, EMBRAYAGE				1	
48	703-82510-13	.MAIN SWITCH ASSY .CONTACTEUR A CLEF COMPLET				1	PRIME START PRIME START
49	676-82577-01	.CAP, KEY .CABOCHON				1	
50	703-82532-00	.CAP .COUVERCLE				1	
51	703-82531-00	.WIRE, LEAD (L70) .FIL (L70)				1	
52	688-82575-01	.ENGINE STOP SWITCH ASSY .COUPE CIRCUIT CPLT				1	
53	682-82556-00	.LANYARD, STOP SWITCH .CORDON DU COUPE CIRCUIT				1	
54	688-8258A-20	.EXTENSION, WIRE HARNESS (4.9M) .EXTENSION, FAISCEAU DE FILS (4				1	(10P) (10P)

FIG. 38 REMOTE CONTROL ASSY 2 BOITIER DE COMMANDE A DISTANCE



6AGA300-P380

REF. NO.	PART NO. N° PIECES	DESCRIPTION DESCRIPTION	MH	EH	E	EP	REMARKS REMARQUES
55	703-82540-00	.NEUTRAL SWITCH ASSY .CONTACTEUR DE POINT-MORT				1	
56	703-83383-11	.BUZZER .RONFLEUR				1	
57	703-82563-30	.TRIM & TILT SWITCH ASSY .INCLINER ET PAYER COMMUTATEUR				1	WITH PT/T SW. WITH PT/T SW.
58	703-48284-00	.GROMMET .PASSE-FIL				1	
59	703-82591-00	.BAND .COLLIER				1	
60	703-82592-00	.BAND .COLLIER				1	
61	703-48153-00	.SHAFT, FREE ACCEL. .AXE				1	



6AH1100-F370

FIG. 39 REPAIR KIT 1

KITS DE REPARATION 1

REF. NO.	PART NO. N° PIECES	DESCRIPTION DESCRIPTION	MH	EH	U	CH	REMARKS REMARQUES
1	6AG-W0001-00	POWER HEAD GASKET KIT POCHETTE DE JINTS TETE MOTRICE	1	1	1	1	
2	93102-22010	.OIL SEAL .JOINT SPY	1	1	1	1	
3	6AG-11181-10	.GASKET, CYLINDER HEAD 1 .JOINT, DE CULASSE 1	1	1	1	1	
4	6AH-11356-00	.SEAL, CYLINDER 2 .JOINT, SPY CYLINDRE	1	1	1	1	
5	6AH-11169-00	.GASKET, BREATHER COVER .JOINT, COUVERCLE DE RENIFLARD	1	1	1	1	
6	93210-13M63	.O-RING .JOINT TORIQUE	2	2	2	2	
7	93102-37004	.OIL SEAL .JOINT SPY	1	1	1	1	
8	93102-25014	.OIL SEAL .JOINT SPY	1	1	1	1	
9	6AH-11351-10	.GASKET, CYLINDER .JOINT, D'EMBASE	1	1	1	1	
10	93210-13M63	.O-RING .JOINT TORIQUE	1	1	1	1	
11	6AH-41114-00	.GASKET, EXHAUST OUTER COVER .JOINT, COUVERCLE D'ECHAPPEMENT	1	1	1	1	
12	6AH-12414-00	.GASKET, COVER .JOINT, COUVERCLE	1	1	1	1	
13	6AH-13645-00	.GASKET, MANIFOLD 1 .JOINT, TUBULURE 1	1	1	1	1	
14	6AH-13646-00	.GASKET, MANIFOLD 2 .JOINT, TUBULURE 2	2	2	2	2	
15	93210-35M86	.O-RING .JOINT TORIQUE	1	1	1	1	
16	6AH-13329-10	.GASKET, PUMP COVER .JOINT, COUVERCLE DE POMPE	1	1	1	1	
17	93210-24M79	.O-RING .JOINT TORIQUE	1	1	1	1	
18	93210-20M65	.O-RING .JOINT TORIQUE	1	1	1	1	

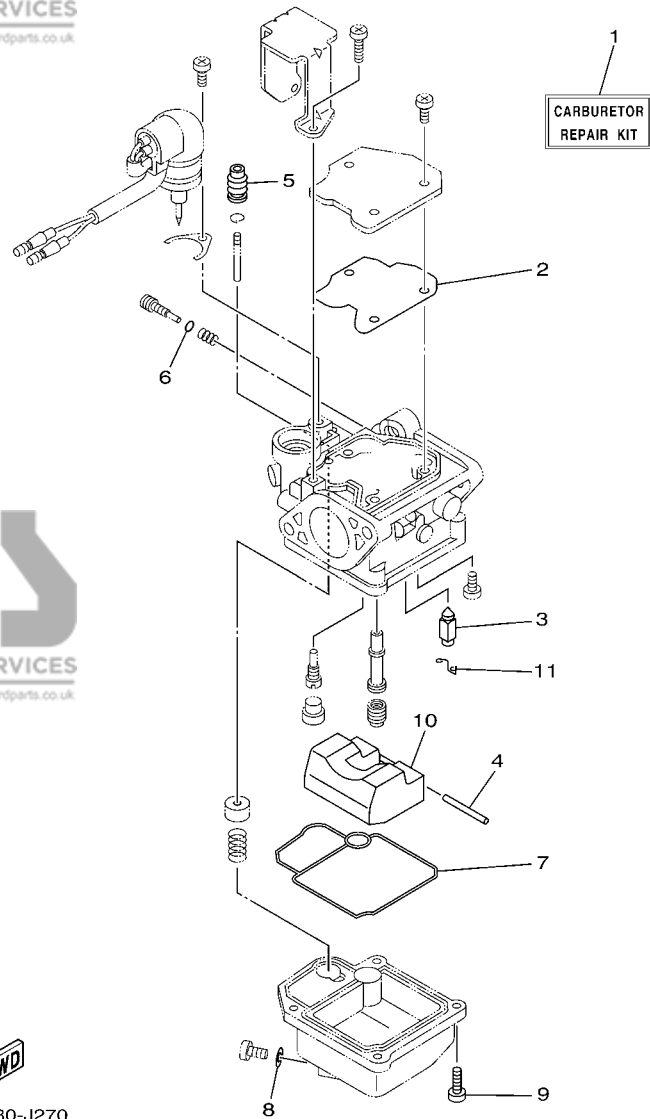


FIG. 40 REPAIR KIT 2

KITS DE REPARATION 2

REF. NO.	PART NO. N° PIECES	DESCRIPTION DESCRIPTION	MH	EH	U	EP	REMARKS REMARQUES
1	6AH-W0093-01	CARBURETOR REPAIR KIT KIT DE REPARATION CARBURATEUR	1	1	1	1	
2	65W-14126-10	.GASKET .JOINT	1	1	1	1	
3	6AH-14546-00	.VALVE, NEEDLE .POINTEAU	1	1	1	1	
4	6H4-14548-00	.PIN, FLOAT ARM .AXE, BRAS DE FLOTTEUR	1	1	1	1	
5	65W-14373-02	.COVER, PLUNGER CAP .COUVERCLE DE PLONGEUR	1	1	1	1	
6	67F-14398-10	.O-RING .JOINT TORIQUE	1	1	1	1	
7	6AH-14384-00	.GASKET, FLOAT CHAMBER .JOINT, CUVE DE FLOTTEUR	1	1	1	1	
8	65W-14398-00	.GASKET .JOINT	1	1	1	1	
9	97980-04114	.SCREW, WITH WASHER .VIS, AVEC RONDELLE	4	4	4	4	
10	6AH-14985-00	.FLOAT .FLOTTEUR	1	1	1	1	
11	633-14159-00	.CLIP .JONC	1	1	1	1	

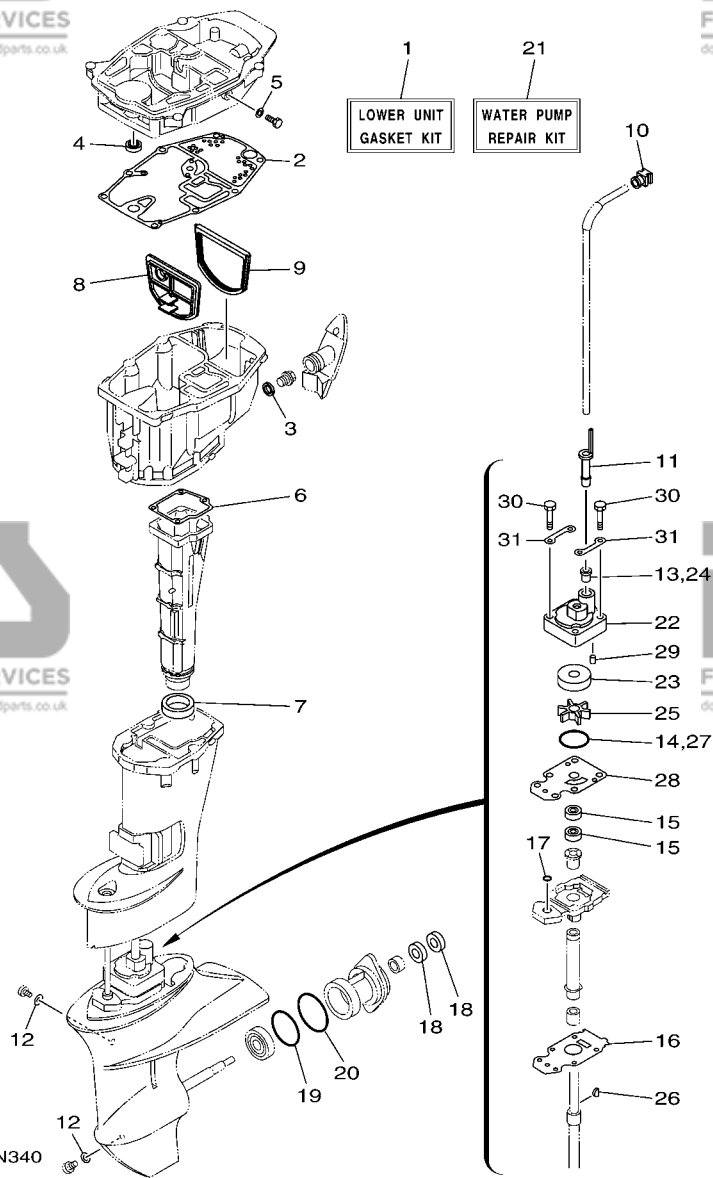


FIG. 41 REPAIR KIT 3

KITS DE PEPARATION 3

REF. NO.	PART NO. N° PIECES	DESCRIPTION DESCRIPTION	MH	EH	U	CH	REMARKS REMARQUES
1	6AH-W0001-20	LOWER UNIT GASKET KIT POCHETTE DE JOINTS EMBASE	1	1	1	1	
2	6AH-15312-10	.GASKET, OIL PAN .JOINT DE VENTILATEUR D'HUILE	1	1	1	1	
3	90430-14M09	.GASKET .JOINT	1	1	1	1	
4	93101-12M63	.OIL SEAL .JOINT SPY	1	1	1	1	
5	90430-08143	.GASKET .JOINT	1	1	1	1	
6	6AH-41134-00	.GASKET, EXHAUST MANIFOLD .JOINT, PIPE D'ECHAPPEMENT	1	1	1	1	
7	6AH-41138-00	.SEAL, EXT. 1 .JOINT DE GROUPE 1	1	1	1	1	
8	6AH-45126-00	.PLATE, SEAL DAMPER .PLAQUETTE	1	1	1	1	
9	6AH-45115-00	.GASKET, UPPER CASING .JOINT, TUBE D'ARBRE	1	1	1	1	
10	6AH-44365-00	.DAMPER, WATER SEAL 1 .JOINT, TUBE D'EAU 1	1	1	1	1	
11	6AH-44368-00	.RUBBER, WATER SEAL 4 .CAOUTCHOUC EAU JUNTA 4	1	1	1	1	
12	90430-08020	.GASKET .JOINT	2	2	2	2	
13	6L2-44367-00	.DAMPER, WATER SEAL 3 .JOINT TUBE D'EAU 3	1	1	1	1	
14	93210-49046	.O-RING .JOINT TORIQUE	1	1	1	1	
15	93101-20001	.OIL SEAL .JOINT SPY	2	2	2	2	
16	69G-45315-A0	.PACKING, LOWER CASING .JOINT, BOITIER D'HELICE	1	1	1	1	
17	93210-06ME6	.O-RING .JOINT TORIQUE	1	1	1	1	
18	93101-17054	.OIL SEAL .JOINT SPY	2	2	2	2	
19	93210-57M09	.O-RING .JOINT TORIQUE	1	1	1	1	
20	93210-56M80	.O-RING .JOINT TORIQUE	1	1	1	1	
21	6AH-W0078-00	WATER PUMP REPAIR KIT KIT DE REPARATION DE LA POMPE	1	1	1	1	
22	6AH-44311-00	.HOUSING, WATER PUMP .CORPS, POMPE A EAU	1	1	1	1	
23	63V-44322-00	.INSERT, CARTRIDGE .CUVETTE	1	1	1	1	
24	6L2-44367-00	.DAMPER, WATER SEAL 3 .JOINT TUBE D'EAU 3	1	1	1	1	
25	63V-44352-01	.IMPELLER .TURBINE	1	1	1	1	
26	664-44338-00	.KEY, WOODRUFF .CLAVETTE, VOLANT	1	1	1	1	
27	93210-49046	.O-RING .JOINT TORIQUE	1	1	1	1	

PART NO. N° PIECES	REF. NO.
6AH-11111-10-1S	5 - 2
6AH-11133-10	5 - 3
6AH-11168-00	5 - 13
6AH-11169-00	5 - 14
6AG-11181-10	39 - 5
6AG-11181-10	5 - 4
6AG-11181-10	39 - 3
6AH-11191-00-1S	5 - 8
6G8-11197-A0	3 - 13
6E5-11325-00	5 - 19
6E5-11325-00	1 - 5
6E5-11325-00	3 - 26
6G8-11325-00	1 - 1
6G8-11325-00	1 - 4
6G8-11325-00	1 - 7
6G8-11325-00	3 - 11
6G8-11325-00	3 - 22
6G8-11325-00	5 - 17
6AH-11351-10	3 - 7
6AH-11351-10	39 - 9
6AH-11356-00	5 - 10
6AH-11356-00	39 - 4
676-11372-00	3 - 10
6AH-11372-00	5 - 9
6AH-11411-00	4 - 1
6AH-11416-00	4 - 2
6AH-11416-10	4 - 2
6AH-11416-20	4 - 2
6AH-11536-00	9 - 6
6AH-11537-00	9 - 2
6AH-11557-00	9 - 7
6AH-11603-00	4 - 6
6AH-11604-00	4 - 6
6AH-11605-00	4 - 6
6AH-11631-00	4 - 5
137-11633-10	4 - 7
6AH-11635-00	4 - 5
6AH-11636-00	4 - 5
6AH-11650-10	4 - 3
6AH-11654-00	4 - 4
6AH-12111-00	6 - 1
3YF-12113-00	6 - 4
62Y-12116-00	6 - 3
30X-12117-00	6 - 5
30X-12118-00	6 - 6
51Y-12119-00	6 - 7
6AH-12121-10	6 - 2
66M-12146-00	6 - 8

PART NO. N° PIECES	REF. NO.
65W-14373-02	8 - 17
65W-14373-02	40 - 5
6AH-14379-00	8 - 18
6AH-14379-10	8 - 18
6AH-14380-01	8 - 29
6AH-14380-11	8 - 29
6AH-14384-00	8 - 24
65W-14398-00	40 - 7
65W-14398-00	8 - 26
65W-14398-00	40 - 8
67F-14398-10	8 - 20
67F-14398-10	40 - 6
65W-1439G-00	8 - 34
6AH-14427-60	11 - 32
6AH-14440-00	7 - 10
6AH-14497-00	22 - 30
63V-14523-00	8 - 9
6AH-14546-00	8 - 13
6H4-14548-00	40 - 3
6H4-14548-00	8 - 16
6H4-14548-00	40 - 4
67C-14555-00	8 - 21
67C-14567-00	8 - 32
6AH-14571-00	22 - 25
6AH-14571-00	23 - 33
65W-14572-00	8 - 3
6AH-14711-00-CA	29 - 8
6AH-14711-A0-CA	29 - 8
6AH-14923-20	8 - 19
676-14943-19	8 - 11
65W-14943-29	8 - 11
6AH-14947-00	8 - 10
6AH-14947-20	8 - 10
6AG-14948-02	8 - 6
6AH-14948-02	8 - 6
676-14948-05	8 - 6
6AG-14948-05	8 - 6
6AG-14948-05	8 - 6
679-14966-00	8 - 7
6AH-14980-00	8 - 25
6AH-14985-00	8 - 12
65W-14992-00	40 - 10
6AH-15100-00	8 - 27
6AH-15100-00	3 - 2
6AH-15311-00-CA	30 - 1
6AH-15312-10	30 - 2
6AH-15316-00	41 - 2
6AH-15362-10	30 - 4
6AH-15362-10	30 - 10
6G8-15363-00	5 - 21
6AH-15373-00	7 - 13
63V-15705-01	11 - 9
6AH-15710-01	11 - 1
6AH-15711-00	11 - 2
63V-15713-00	11 - 7
63V-15714-00	11 - 5
68T-15716-00	11 - 8
66T-15731-00	11 - 24
66T-15734-00	11 - 20
6AH-15741-10	11 - 6
689-15755-01	11 - 15
6AH-15762-00	11 - 29
67D-15764-00	11 - 3
68T-15764-00	11 - 14
63V-15767-01	11 - 10
6AH-15770-00	11 - 23
6AH-15774-00	19 - 46
6F5-15779-02	11 - 17
6AH-15782-00	11 - 21
68T-15784-00	11 - 11
6A0-15789-00	11 - 18
63V-15793-00	11 - 12
68T-15793-00	11 - 13
6AH-15793-00	11 - 22
66T-15794-00	11 - 19
6AH-15795-00	11 - 4
6AH-22471-00	28 - 3
69A-23129-00	28 - 59
6YJ-24167-00	34 - 7
6YJ-24201-00	34 - 1
6YK-24201-04	33 - 1
6YJ-24260-00	34 - 3
6YK-24260-10	33 - 3
6Y1-24268-00	34 - 6
6YL-24268-01	33 - 4
6G1-24304-02	10 - 1
6G1-24305-05	34 - 13
6Y1-24305-06	34 - 15
61J-24306-04	34 - 8
6YL-24306-54	33 - 7
6AH-24311-00	10 - 4
6AH-24312-00	10 - 12
6AH-24313-00	10 - 30
6AH-24314-01	19 - 21
6AH-24316-00	11 - 30
6AH-24321-00	10 - 32
6AH-24322-00	10 - 33

PART NO. N° PIECES	REF. NO.
61N-24329-00	10 - 2
6Y1-24329-00	34 - 5
6YL-24329-00	33 - 5
650-24351-51	34 - 12
61J-24360-00	34 - 10
66M-24374-00	10 - 25
650-24378-00	3 - 9
688-24378-00	10 - 38
6C5-24378-00	10 - 39
6AH-24410-00	10 - 14
66M-24411-11	10 - 17
6AH-24413-00	10 - 15
6A0-24421-01	10 - 16
66M-24423-00	10 - 18
66M-24444-00	10 - 21
66M-24454-00	10 - 20
61N-24521-01	10 - 22
61N-24521-00	10 - 6
61N-24560-10	10 - 5
61N-24563-10	1 - 9
6AH-24566-00	10 - 9
6YJ-24610-01	34 - 2
6YK-24610-01	33 - 2
6AH-26288-00	20 - 4
6AH-26311-00	20 - 17
6AH-26326-00	19 - 15
6AH-26326-10	19 - 15
6AH-2634E-00	20 - 21
6AH-26364-00	22 - 4
62Y-28100-00	23 - 4
67F-2812A-00	10 - 41
6AG-28199-79-D0	14 - 22
6AG-28199-79-E0	10 - 42
6AG-28199-79-F0	10 - 42
6AG-28199-79-G0	10 - 42
6AG-28199-79-H0	10 - 42
6AG-28199-79-S0	10 - 42
6AG-28199-89-K0	10 - 43
6AG-28199-89-L0	10 - 43
6AG-28199-89-M0	10 - 43
6AG-28199-89-N0	10 - 43
6AG-28199-89-P0	10 - 43
6AG-28199-89-R0	10 - 43
6AH-41113-00-1S	3 - 8
6AH-41114-00	3 - 15
6AH-41114-00	39 - 11

PART NO. N° PIECES	REF. NO.
6AH-41134-00	29 - 7
6AH-41134-00	41 - 6
6AH-41137-00-CA	29 - 1
6AH-41138-00	29 - 10
6AH-41138-00	41 - 7
6AH-41211-00	22 - 20
6AH-41211-00	23 - 28
6J8-41262-00	22 - 19
65W-41283-00	23 - 27
65W-41283-00	22 - 18
6AH-41638-00	23 - 26
6AH-41638-00	22 - 16
6AH-41638-00	23 - 24
6G1-41662-01-94	22 - 5
6AH-42101-02-4D	23 - 5
66M-42119-01	20 - 2
65W-42125-00	20 - 5
6G1-42126-00	20 - 11
6AH-42131-00-4D	20 - 10
6AH-42131-00-4D	20 - 27
6J0-42137-10	20 - 13
65W-42138-00	20 - 7
65W-42159-00	20 - 9
62Y-42171-00	22 - 27
67D-42177-00	20 - 6
6AH-42508-01	21 - 1
6AH-42510-00-4D	27 - 1
6AH-42510-10-4D	27 - 1
68T-42525-01	21 - 2
6AH-42527-00	21 - 15
65W-42528-00	21 - 8
6AH-42532-A0	20 - 29
6AH-42532-B0	27 - 24
6AH-42551-00	20 - 22
68T-42561-00	21 - 6
67C-42562-00	21 - 4
6AG-42610-62	2 - 1
6AG-42610-71	2 - 1
6AH-42610-72	2 - 1
6AH-42610-81	2 - 1
6AH-42613-A0	2 - 3
6AH-42615-00	2 - 7
6AH-42617-00	9 - 13
6AH-4261A-00	2 - 2
6AH-4261A-10	2 - 2
6AH-42649-00	2 - 10
6AH-42651-00	2 - 5
60R-42652-00	2 - 8

PART NO. N° PIECES	REF. NO.
6AG-42675-00	2 - 14
6AG-42676-00	2 - 15
6AH-42677-00	2 - 13
	2 - 13
6AG-42677-20	2 - 13
	2 - 13
6AH-42697-10	2 - 11
6AH-42710-00-4D	19 - 1
6AH-42710-10-4D	19 - 1
6AH-42716-00	19 - 5
65W-42717-00	19 - 33
	29 - 3
6AH-42717-00	19 - 45
6AH-42718-00	19 - 7
6AH-42724-00	19 - 10
6AH-42724-10	19 - 10
	24 - 2
6AH-42725-00	19 - 9
6G1-42725-00	13 - 41
6AH-42725-10	19 - 9
6AH-42725-20	19 - 9
65W-42726-00	19 - 18
6AH-42726-00	19 - 20
65W-42726-10	19 - 18
	24 - 4
6AH-42727-00	19 - 17
6AH-42735-00	2 - 12
6AH-42735-10	16 - 24
6AH-42735-20	16 - 25
6AH-42738-00-4D	19 - 6
6AH-42741-00	19 - 40
6AH-42743-00	19 - 34
6AH-42761-A0	19 - 36
6AH-42762-A0	19 - 37
6EE-42794-40	19 - 49
6EE-42794-50	19 - 50
6AH-42801-00	19 - 11
6AH-43111-00-4D	25 - 1
69A-43111-01-4D	26 - 1
6AH-43112-00-4D	25 - 6
69A-43112-01-4D	26 - 6
66R-43113-00	25 - 13
69A-43113-00	26 - 20
648-43114-01	25 - 5
	25 - 10
	26 - 5
	26 - 10
6E7-43116-00	25 - 4

NUMERICAL INDEX
INDEX NUMERIQUE

PART NO. N° PIECES	REF. NO.
6E7-43116-00	25 - 9
	26 - 4
	26 - 9
6E0-43118-01	25 - 2
	25 - 7
	26 - 2
	26 - 7
69A-43131-00	25 - 11
	26 - 19
6E5-43145-01	35 - 8
6G5-43145-01	26 - 21
68T-43155-00	21 - 18
69A-43155-00	26 - 23
6L2-43160-01	25 - 19
689-43165-00	25 - 20
65W-43191-00	26 - 14
6AH-43191-10	25 - 28
65W-43192-00	26 - 13
6AH-43311-00-4D	25 - 23
6AH-43311-10-4D	25 - 23
69A-43311-11-4D	26 - 18
6AH-43311-20-4D	26 - 18
6AH-43350-00	25 - 32
68T-43611-00	25 - 37
6AH-43614-00	25 - 34
6AH-43615-00	25 - 36
6DR-43616-00	25 - 25
6AH-43617-00	25 - 30
6AH-43627-00	25 - 42
6DR-43631-00	25 - 24
689-43633-00	21 - 7
6DR-43641-00	25 - 27
6AH-43646-10	25 - 26
68T-43659-00	25 - 40
6AH-43801-00	28 - 20
65W-43804-01	28 - 62
65W-43805-01	28 - 64
6T4-43808-00	28 - 35
6AH-4380D-00	28 - 11
65W-4380F-01	28 - 72
6AH-4380K-00	28 - 2
6AH-43810-00	28 - 10
6AH-43811-00	28 - 21
69A-43812-00	28 - 24
6AH-43814-00	28 - 7
69G-43818-00	26 - 25
69J-4381C-00	28 - 38
	28 - 56

PART NO. N° PIECES	REF. NO.
69A-4381G-00	28 - 50
6AH-4381J-00	28 - 57
69A-43824-00	28 - 45
69G-4382G-00	28 - 33
6AH-43830-00	28 - 26
6AH-43840-01-4D	28 - 1
69A-43841-00	28 - 27
6H1-43844-10	28 - 40
69A-43848-00	28 - 46
69A-4384F-00	28 - 30
6H1-4384G-11	28 - 39
69A-4384H-00	28 - 53
69A-4384M-00	28 - 28
69G-43853-00	28 - 36
6AH-43854-00	28 - 49
6F2-43855-00	28 - 41
6H1-43856-10	28 - 42
6AH-43857-00	28 - 19
6AH-4385E-00	28 - 16
62X-43862-00	28 - 25
N35-43862-10	28 - 58
6H1-43866-01	28 - 22
69A-4386A-00	28 - 44
6AH-4386A-00	28 - 15
65W-4386K-01	28 - 70
65W-4386L-00	28 - 71
69A-43871-00	28 - 23
6C5-43871-00	28 - 9
	28 - 13
69A-43878-00	28 - 60
6AH-43878-00	28 - 18
65W-43879-01	28 - 73
65W-4387G-00	28 - 65
69A-43880-01	28 - 61
69A-43881-01	28 - 66
65W-43882-01	28 - 74
6H1-43883-00	28 - 31
	28 - 52
65W-43887-01	28 - 63
6H1-4388E-11	28 - 5
69G-4388F-00	28 - 37
65W-43891-01	28 - 69
65W-43892-01	28 - 68
62Y-43894-00	28 - 29
6AH-44111-00	20 - 32
66R-44114-00	22 - 11
	23 - 11
65W-44116-00	22 - 10

PART NO. N° PIECES	REF. NO.
65W-44116-00	23 - 10
6AH-44121-01	22 - 3
	23 - 3
6AH-44123-00	22 - 1
	23 - 1
6AH-44124-00	20 - 36
6AH-44125-00	22 - 8
	23 - 8
6AH-44143-00	22 - 13
	23 - 13
6AH-44143-10	22 - 13
	23 - 13
6AH-44150-00	31 - 27
6AH-44150-10	31 - 27
6AH-44167-10	22 - 26
6X4-44188-00	20 - 14
703-44189-20	37 - 36
	38 - 36
	37 - 42
703-44189-30	37 - 42
	38 - 42
6X3-44191-00	20 - 39
	37 - 47
	38 - 47
6AH-44194-00	24 - 24
	27 - 34
6AH-44311-00	31 - 11
	41 - 22
63V-44322-00	31 - 12
	41 - 23
68T-44323-00	31 - 17
	41 - 28
63V-44328-01	31 - 20
	41 - 31
664-44338-00	31 - 15
	41 - 26
63V-44352-01	31 - 14
	41 - 25
6AH-44361-01	32 - 1
6AH-44361-11	32 - 1
6AH-44365-00	32 - 2
	41 - 10
6L2-44367-00	31 - 13
	41 - 13
	41 - 24
6AH-44368-00	32 - 4
	41 - 11
6BL-44391-00	19 - 14
6AH-44514-00	27 - 8

PART NO. N° PIECES	REF. NO.
6AH-44526-00	27 - 9
6AH-44551-A0-4D	27 - 12
6AH-44554-00	20 - 18
6AH-44555-00	27 - 14
6AH-44557-00	27 - 13
6AH-44574-00	27 - 15
6AH-45111-00-4D	29 - 11
6AH-45111-10-4D	29 - 11
6AH-45115-00	30 - 14
	41 - 9
6AH-45126-00	30 - 13
	41 - 8
6AH-45135-00	30 - 15
6G1-45214-00	32 - 7
63V-45215-00	32 - 8
65W-45251-00	1 - 11
	26 - 39
6AH-45251-00	1 - 14
	32 - 11
6AH-45300-00-4D	31 - 1
6AH-45300-10-4D	31 - 1
6AH-45311-00-4D	31 - 2
69G-45315-A0	31 - 24
	41 - 16
626-45316-09	31 - 22
682-45318-00	29 - 19
68T-45321-00	29 - 16
69G-45331-01-CA	31 - 21
683-45361-02-4D	31 - 41
6AH-45371-A0-4D	32 - 19
63V-45375-00	32 - 14
6AH-45510-00	31 - 28
6AH-45510-10	31 - 28
63V-45536-00	31 - 4
63V-45551-00	31 - 29
6E7-45560-01	31 - 31
664-45567-01	31 - 48
664-45567-10	31 - 48
664-45567-20	31 - 48
664-45567-30	31 - 48
664-45567-40	31 - 48
664-45567-50	31 - 48
664-45567-60	31 - 48
6E7-45571-00	31 - 32
626-45577-00	31 - 33
626-45577-10	31 - 33
626-45577-20	31 - 33
626-45577-30	31 - 33

PART NO. N° PIECES	REF. NO.
626-45577-40	31 - 33
6E8-45587-10	31 - 7
6E8-45587-30	31 - 7
683-45611-00	31 - 35
682-45631-00	31 - 37
648-45633-00	31 - 39
650-45635-00	31 - 36
683-45941-00	32 - 21
63V-45941-10	32 - 21
683-45943-00	32 - 21
63V-45943-10	32 - 21
683-45952-00	32 - 21
63V-45952-10	32 - 21
6E7-45987-01	32 - 15
6AH-46241-00	9 - 10
6AH-46297-00	9 - 11
703-48128-10	37 - 39
	38 - 39
703-48129-00	37 - 41
	38 - 41
703-48152-10	37 - 6
	38 - 6
703-48153-00	37 - 60
	38 - 61
703-48189-00	37 - 19
	38 - 19
703-48198-00	37 - 16
	38 - 16
703-48201-B0	36 - 1
	37 - 1
703-48205-B0	36 - 2
	38 - 1
703-48211-10	37 - 25
	38 - 25
703-48212-10	37 - 26
	38 - 26
703-48213-10	37 - 27
	38 - 27
703-48215-10	37 - 46
	38 - 46
703-48219-10	37 - 34
	38 - 34
703-48221-10	37 - 28
	38 - 28
703-48222-20	38 - 31
703-48222-30	37 - 31
703-48223-10	37 - 32

PART NO. N° PIECES	REF. NO.
626-45577-40	31 - 33
6E8-45587-10	31 - 7
6E8-45587-30	31 - 7
683-45611-00	31 - 35
682-45631-00	31 - 37
648-45633-00	31 - 39
650-45635-00	31 - 36
683-45941-00	32 - 21
63V-45941-10	32 - 21
683-45943-00	32 - 21
63V-45943-10	32 - 21
683-45952-00	32 - 21
63V-45952-10	32 - 21
6E7-45987-01	32 - 15
6AH-46241-00	9 - 10
6AH-46297-00	9 - 11
703-48128-10	37 - 39
	38 - 39
703-48129-00	37 - 41
	38 - 41
703-48152-10	37 - 6
	38 - 6
703-48153-00	37 - 60
	38 - 61
703-48189-00	37 - 19
	38 - 19
703-48198-00	37 - 16
	38 - 16
703-48201-B0	36 - 1
	37 - 1
703-48205-B0	36 - 2
	38 - 1
703-48211-10	37 - 25
	38 - 25
703-48212-10	37 - 26
	38 - 26
703-48213-10	37 - 27
	38 - 27
703-48215-10	37 - 46
	38 - 46
703-48219-10	37 - 34
	38 - 34
703-48221-10	37 - 28
	38 - 28
703-48222-20	38 - 31
703-48222-30	37 - 31
703-48223-10	37 - 32

PART NO. N° PIECES	REF. NO.
703-48223-10	38 - 32
703-48225-10	37 - 33
	38 - 33
703-48227-00	37 - 30
	38 - 30
703-48232-00	37 - 2
	38 - 2
703-48234-00	37 - 20
	38 - 20
703-48235-00	37 - 5
	38 - 5
703-48236-00	37 - 18
	38 - 18
703-48238-00	37 - 24
	38 - 24
703-48243-00	37 - 17
	38 - 17
703-48244-00	37 - 23
	38 - 23
703-48245-00	37 - 13
	38 - 13
703-48246-00	37 - 29
	38 - 29
701-48248-00	37 - 15
	38 - 15
703-48252-00	37 - 14
	38 - 14
703-48261-01	37 - 4
	38 - 4
703-48264-00	37 - 8
	38 - 8
703-48265-00	37 - 11
	38 - 11
703-48268-00	37 - 7
	38 - 7
703-48271-00	37 - 3
	38 - 3
703-48281-00	37 - 35
	38 - 35
703-48284-00	37 - 57
	38 - 58
701-48287-00	37 - 45
	38 - 45
703-48293-10	37 - 44
	38 - 44
701-48310-90	36 - 3
701-48320-00	36 - 3
701-48320-20	36 - 3

NUMERICAL INDEX
INDEX NUMERIQUE

PART NO. N° PIECES	REF. NO.
6EE-81994-50	9 - 20
6EE-81995-40	11 - 34
6EE-81995-50	11 - 35
6AG-81996-00	11 - 36
6AH-82105-01	14 - 14
6AH-82117-00	14 - 13
6G5-82119-00	16 - 9
703-82119-00	12 - 4
	14 - 2
	14 - 36
63V-82127-00	26 - 41
6AH-82127-00	27 - 20
6AH-82127-11	27 - 20
6AH-82150-00	14 - 18
67F-82151-00	14 - 20
	14 - 32
6AH-82157-00	14 - 21
67F-8215B-00	14 - 33
67F-8215B-10	14 - 19
65W-82181-00	28 - 67
6AH-82317-00	16 - 4
67F-82361-00	13 - 16
6AH-82370-00	13 - 19
6AH-82388-00	13 - 29
	16 - 14
6AH-82389-00	13 - 43
6AH-82398-00	14 - 23
64J-82504-00	13 - 24
703-82510-13	37 - 48
	38 - 48
6AH-82522-00	13 - 11
703-82531-00	37 - 51
	38 - 51
703-82532-00	37 - 50
	38 - 50
703-82540-00	37 - 55
	38 - 55
6AH-82540-01	13 - 35
6AH-82553-00	13 - 45
6AH-82553-10	13 - 45
6AH-82554-00	13 - 35
682-82556-00	20 - 41
	37 - 53
	38 - 53
6AH-82560-00	13 - 31
6AH-82563-00	17 - 1
703-82563-30	38 - 57
6AH-82575-00	20 - 40

PART NO. N° PIECES	REF. NO.
6AH-W0093-01	40 - 1
6AG-W009A-01-1S	5 - 1
6AH-W009A-01-1S	5 - 1
6AH-W009B-01-1S	3 - 1
90101-06020	26 - 40
90101-06032	10 - 26
90101-06M18	25 - 16
90101-08022	21 - 16
90105-06035	9 - 17
90105-081A7	9 - 3
90105-09006	5 - 6
90109-06M82	19 - 8
90109-06M84	25 - 43
90109-06M86	13 - 30
	13 - 44
	19 - 35
	19 - 47
	20 - 3
	23 - 35
	24 - 15
90109-06MA1	7 - 14
	26 - 17
90109-06MA2	16 - 12
90110-08081	26 - 35
90111-06072	20 - 30
	27 - 25
90111-08055	10 - 11
90116-10033	27 - 7
90119-05018	21 - 3
90119-06169	11 - 28
90119-06M05	20 - 33
90119-06M35	13 - 8
90119-06M88	32 - 20
90119-06MA3	3 - 16
	3 - 21
	5 - 7
90119-08093	3 - 4
90119-08094	27 - 11
90119-08103	30 - 11
90119-08M45	27 - 16
90119-08M46	27 - 17
90152-05011	20 - 8
	32 - 9
90157-05M16	33 - 6
90157-05M19	34 - 4
90167-05017	2 - 4
90167-06002	19 - 29
90170-06015	22 - 14

PART NO. N° PIECES	REF. NO.
90170-06015	23 - 14
90170-06M30	16 - 7
90170-09M03	35 - 4
90170-30003	9 - 8
90171-10M01	32 - 17
90179-08M06	31 - 30
90179-08M34	27 - 18
90179-16M05	12 - 8
90185-05002	32 - 10
90185-08057	24 - 23
	26 - 36
	27 - 33
90185-09M01	35 - 3
90185-10M14	21 - 14
90185-22043	25 - 14
	26 - 12
90201-05M04	22 - 28
90201-06068	16 - 34
90201-06106	10 - 28
90201-06416	16 - 13
90201-06M05	13 - 13
90201-06M31	22 - 22
	23 - 30
90201-08065	21 - 17
90201-08784	9 - 4
90201-08M00	26 - 29
90201-106M5	21 - 19
90201-10M01	32 - 16
90201-10M20	35 - 2
90201-10M63	35 - 7
90201-15017	31 - 6
90201-15423	9 - 5
90201-16M44	12 - 9
90201-17682	31 - 34
90201-39008	20 - 24
90202-10M56	21 - 5
90204-06M00	16 - 8
90206-10M24	25 - 44
90206-15M18	20 - 35
90206-39001	20 - 25
90209-10M26	21 - 13
90209-14011	31 - 5
90209-40008	27 - 2
90243-04M01	25 - 3
	25 - 8
	26 - 3
	26 - 8
90249-12M36	26 - 31

PART NO. N° PIECES	REF. NO.
90250-05010	31 - 38
90254-03M05	22 - 2
	22 - 9
	23 - 2
	23 - 9
90266-06M02	2 - 6
90280-03M01	9 - 9
90280-05013	12 - 7
90338-08M19	26 - 38
	26 - 38
90340-08002	31 - 9
90340-14M06	30 - 5
90381-12M10	26 - 32
90381-12M11	26 - 33
90381-20001	20 - 26
90386-08004	20 - 16
90386-14MA1	26 - 16
90386-16MA7	26 - 26
90386-16MA8	26 - 27
90386-22MA4	25 - 12
	26 - 11
90386-30048	27 - 4
90386-30M60	27 - 6
90386-40001	27 - 3
90386-45001	20 - 23
90387-05053	21 - 9
90387-05054	21 - 10
90387-06138	25 - 38
90387-06139	22 - 21
	23 - 29
90387-06176	19 - 4
90387-06182	16 - 3
90387-06289	13 - 9
90387-06M03	16 - 11
90387-06M13	25 - 15
90387-06M17	10 - 27
90387-06M70	14 - 4
	14 - 38
90387-06M74	13 - 5
90387-06M86	20 - 34
90387-10M42	35 - 5
90387-13006	6 - 11
90387-16M02	26 - 28
90430-08020	1 - 13
	31 - 10
	41 - 12
90430-08143	29 - 5
	41 - 5

PART NO. N° PIECES	REF. NO.
90430-14M09	1 - 12
	30 - 6
	41 - 3
90445-07025	16 - 19
90445-07026	16 - 20
90445-07027	16 - 21
90445-09026	10 - 34
90445-09061	10 - 37
90445-09082	10 - 35
90445-11M05	34 - 11
90445-11M06	34 - 9
90445-15003	19 - 22
90446-06M90	11 - 25
90446-14MH7	26 - 22
90464-06001	14 - 34
90464-07M56	13 - 23
90464-08004	14 - 10
90464-09010	14 - 26
90464-09018	10 - 40
90464-10M32	13 - 40
90464-12001	16 - 22
90464-12M58	19 - 32
90464-16001	13 - 42
	14 - 17
90464-16003	13 - 42
90464-18246	13 - 38
	14 - 24
90464-20181	15 - 8
90464-76001	16 - 35
90465-08059	5 - 23
90465-08M82	19 - 48
90465-08M83	7 - 5
90465-11M10	3 - 25
	10 - 36
	17 - 2
	19 - 16
	19 - 23
	24 - 3
	32 - 3
90465-13M18	7 - 16
	13 - 7
	13 - 39
	14 - 25
	15 - 2
	16 - 16
	16 - 18
	24 - 18
90465-13M97	26 - 24

PART NO. N° PIECES	REF. NO.
90467-09M17	10 - 13
	10 - 31
90468-10005	22 - 29
90468-18008	20 - 38
	23 - 23
	23 - 37
	24 - 13
	24 - 17
90480-06M19	9 - 14
90480-10627	9 - 12
90480-10M23	13 - 10
90480-13M24	14 - 5
	14 - 39
90480-14M54	29 - 18
90480-16007	19 - 19
90480-16616	7 - 15
90480-19031	23 - 17
	24 - 8
90480-19368	15 - 6
	16 - 27
90480-21M82	19 - 3
90480-25003	13 - 15
90501-10326	8 - 8
90501-120A5	6 - 12
90501-150A0	31 - 40
90501-23215	20 - 15
90502-10M07	25 - 22
90506-18014	25 - 33
90506-20020	25 - 35
90508-20M44	22 - 17
	23 - 25
91318-05025	28 - 55
91490-16010	20 - 12
91490-30020	32 - 18
91690-30008	25 - 21
91690-30012	23 - 19
	24 - 10
91690-30018	26 - 15
91690-50014	7 - 4
92902-06200	28 - 17
92903-06600	3 - 6
	30 - 9
92903-08600	18 - 17
	18 - 19
92907-04600	5 - 16
92990-06200	20 - 37
92990-06300	32 - 13
92990-08600	26 - 37

PART NO. N° PIECES	REF. NO.
92990-08600	37 - 38
	38 - 38
92995-05600	21 - 12
	29 - 15
92995-06100	19 - 42
92995-06600	5 - 12
	7 - 7
	11 - 27
	11 - 27
	13 - 3
	13 - 18
	13 - 21
	13 - 28
	13 - 34
	13 - 37
	14 - 9
	14 - 16
	14 - 16
	14 - 42
	15 - 10
	16 - 6
	16 - 6
	16 - 30
	18 - 25
	19 - 13
	19 - 31
	19 - 39
	19 - 43
	20 - 20
	22 - 7
	22 - 32
	23 - 7
	23 - 21
	25 - 17
	26 - 43
	27 - 22
	27 - 23
	27 - 29
	14 - 28
92995-08600	14 - 30
	18 - 21
	24 - 22
	27 - 32
93101-12M63	29 - 2
	41 - 4
93101-17054	31 - 44
	41 - 18
93101-20001	31 - 23
	41 - 15

PART NO. N° PIECES	REF. NO.
93102-22010	9 - 18
	39 - 2
93102-25014	4 - 10
	39 - 8
93102-37004	4 - 9
	39 - 7
93210-06001	28 - 48
93210-06ME6	31 - 25
	41 - 17
93210-07003	28 - 6
93210-08287	34 - 14
	34 - 16
93210-12N52	28 - 34
93210-13M63	3 - 14
	5 - 20
	39 - 6
	39 - 10
93210-16275	35 - 9
93210-20M65	10 - 29
	39 - 18
93210-24709	28 - 8
	28 - 12
93210-24M79	5 - 22
	39 - 17
93210-29M94	27 - 5
93210-320A7	28 - 4
93210-32738	1 - 10
	10 - 8
93210-35M86	7 - 11
	39 - 15
93210-49046	31 - 16
	41 - 14
	41 - 27
93210-56M80	31 - 46
	41 - 20
93210-57M09	31 - 45
	41 - 19
	31 - 42
93306-00501	31 - 3
93315-314V8	31 - 3
93315-317U2	31 - 43
93332-00005	31 - 8
93420-30042	29 - 20
93430-04M03	25 - 39
93430-06024	37 - 12
	38 - 12
93450-17129	4 - 8
93501-08001	28 - 14
	28 - 43

PART NO. N° PIECES	REF. NO.
93501-08001	28 - 51
93602-15250	28 - 47
93604-12M07	29 - 13
	30 - 3
	31 - 18
	32 - 5
	41 - 29
93606-12019	3 - 3
	5 - 5
93606-14081	28 - 54
93606-19M23	29 - 6
93700-06M03	27 - 19
94702-00418	1 - 8
	5 - 24
95380-04600	10 - 24
95380-05600	37 - 9
	38 - 9
95380-06600	19 - 44
	37 - 43
	38 - 43
95380-06700	22 - 15
	23 - 15
	25 - 18
95380-08600	10 - 10
95380-10600	27 - 10
95780-06500	14 - 6
	14 - 40
95895-06014	22 - 12
	23 - 12
95895-06020	10 - 3
95895-06030	12 - 6
95895-06035	32 - 12
95895-06100	7 - 12
97013-06012	6 - 10
97013-06016	30 - 8
97013-06040	3 - 5
97013-08035	18 - 18
97013-08045	18 - 16
97075-06012	19 - 38
97080-08016	26 - 30
97080-08025	31 - 26
97095-05010	29 - 14
97095-05012	12 - 5
97095-05020	21 - 11
97095-06008	29 - 17
97095-06010	19 - 30
	26 - 42
97095-06012	7 - 6



FLOOD MARINE SERVICES
downloaded from www.yamahaoutboardparts.co.uk

PART NO. N° PIECES	REF. NO.
97095-06012	19 - 12
97095-06014	13 - 20
	13 - 33
	14 - 8
	14 - 15
	14 - 15
	14 - 41
	15 - 9
	16 - 5
	16 - 29
	18 - 24
	20 - 19
	22 - 24
	22 - 31
	23 - 20
	23 - 32
	27 - 21
97095-06016	13 - 36
97095-06020	5 - 11
	11 - 26
	11 - 26
	13 - 2
	22 - 6
	23 - 6
97095-06025	13 - 17
97095-06030	13 - 4
97095-08014	27 - 28
97095-08016	29 - 4
97095-08025	14 - 29
	18 - 20
	14 - 27
	24 - 21
	27 - 31
97095-08045	31 - 19
	41 - 30
97380-05025	37 - 10
	38 - 10
97380-08030	37 - 37
	38 - 37
97575-06520	31 - 47
97575-06525	29 - 9
97575-08530	29 - 12
	30 - 12
	32 - 6
97595-05514	2 - 9
97595-06514	24 - 11
97595-06530	24 - 6
97595-06555	7 - 3



NUMERICAL INDEX
INDEX NUMERIQUE

FLOOD MARINE SERVICES
downloaded from www.yamahaoutboardparts.co.uk

PART NO. N° PIECES	REF. NO.
97595-06555	20 - 28
	22 - 23
	23 - 31
97595-06610	14 - 12
97780-60520	20 - 31
	27 - 26
97880-06010	13 - 12
97885-06012	13 - 27
97885-06030	19 - 41
97980-04108	8 - 30
97980-04110	8 - 5
97980-04114	8 - 28
	40 - 9
97985-06214	15 - 11
	16 - 31
	16 - 33
97985-06220	17 - 3
98507-04010	5 - 15
98580-04006	8 - 2
	37 - 40
	38 - 40
98580-04008	8 - 15
98780-04016	3 - 27
98980-05025	3 - 12
	3 - 23
	5 - 18
98980-06030	14 - 3
	14 - 37
99002-03600	28 - 32
99080-05600	25 - 29
	25 - 31
	25 - 41
99080-10600	26 - 34



FLOOD MARINE SERVICES
downloaded from www.yamahaoutboardparts.co.uk



FLOOD MARINE SERVICES
downloaded from www.yamahaoutboardparts.co.uk

PART NO.
N° PIECES

REF.
NO.

PART NO.
N° PIECES

REF.
NO.



FLOOD MARINE SERVICES
downloaded from www.yamahaoutboardparts.co.uk



FLOOD MARINE SERVICES
downloaded from www.yamahaoutboardparts.co.uk



FLOOD MARINE SERVICES
downloaded from www.yamahaoutboardparts.co.uk



FLOOD MARINE SERVICES
downloaded from www.yamahaoutboardparts.co.uk



FLOOD MARINE SERVICES
downloaded from www.yamahaoutboardparts.co.uk