

**PARTS
CATALOGUE
CATALOGUE
DE PIÈCES DÉTACHÉES**

**F300BET'14 (6CE5)
FL300BET'14 (6CF5)**



1N6CE-300F1

()

2014/12/11

NEWS NO.	DATE	COMMENT
PE0-OM-140048	Dec.,2,2014	MOD:F(L)300B ELECTRICAL 3, 4 LIST REVISION

F300BET/FL300BET
PARTS CATALOGUE
©2014 by Yamaha Motor Co., Ltd.
1st edition, May 2014
All rights reserved.
Any reprinting or unauthorized use
without the written permission of
Yamaha Motor Co., Ltd.
is expressly prohibited.
Printed in Japan.

F300BET/FL300BET
CATALOGUE DE PIÈCES DÉTACHÉES
©2014 par Yamaha Motor Co., Ltd.
1^{re} édition, mai 2014
Tous droits réservés
Toute réimpression ou utilisation
non autorisée sans la permission écrite
de la Yamaha Motor Co., Ltd.
est formellement interdite.
Imprimé au Japon

FOREWORD

This Parts Catalogue is related to the parts for the model(s) on the cover page. When you are ordering replacement parts, please refer to this Parts Catalogue and quote both part numbers and part names correctly.

1. Modifications or additions which have been made after the issue of the Parts Catalogue will be announced in the Parts News. It is advisable that you make the necessary corrections to the Parts Catalogue according to the Parts News.

2. Abbreviations
The following abbreviations are used in this Parts Catalogue.

“UR” Use specified parts number.
 “UN” Use as many as needed.
 “AP” Alternate Parts
 “LM” Locally Made (Parts need to be ordered locally)
 “F#” Frame No. (Applicable machine No.)
 “O/S” Over Size

3. The number of components for assembly
 - Parts, which are to be supplied in an assembly, are listed with a dot (.) in front of the part name as shown below.
 - The numeral appearing to the right of each component part indicates the quantity of parts for each assembly unit.

PART NO.	DESCRIPTION	Q'TY	REMARKS
2F5-83310-60	FRONT FLASHER LIGHT ASSY	2	
115-83311-60	.BULB (6V-18W)	1	

4. Applicable colours of graphics are represented in the “REMARKS” as shown below.

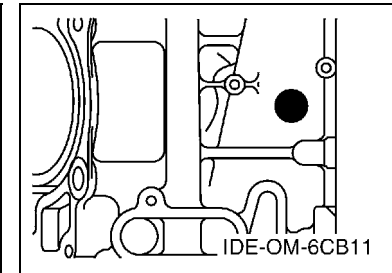
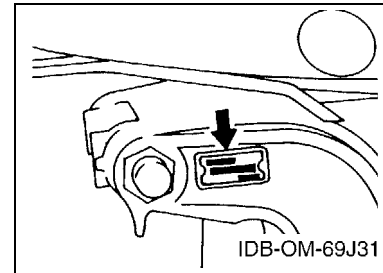
PART NO.	DESCRIPTION	Q'TY	REMARKS
2N4-24110-00-X5	FUEL TANK COMP.	2	MXR
3J1-24240-10	.GRAPHIC, FUEL TANK	1	FOR MXR

5. Note that the illustrations for reference in finding parts numbers are not to be used for assembling. When assembling, please use the applicable service manual.

6. The asterisk (*) before a reference number indicates modified items after the first edition.

7. Applicable Serial No.

Engine Serial No.



8. Applicable Engine Starting Serial No.

Model	Serial No.	Model	Serial No.
F300B	6CE-1014239	FL300B	6CF-1005385

9. Applicable Colour Code

Abbreviation	Colour Name	Colour Code
DBN1	DARK BLUISH GRAY 1	008D

10. Quantity Column Information

Column No.	Name Of Q'ty Column	Applicable Model
1	6CE5	F300BET
2	6CF5	FL300BET

AVANT-PROPOS

Ce catalogue de pièces détachées concerne les pièces pour le(s) modèle(s) indiqué(s) sur la page de couverture. Lorsque vous commandez des pièces de rechange, veuillez vous référer à ce catalogue de pièces détachées et indiquer clairement les numéros et les noms des pièces détachées.

1. Les modifications ou ajouts ayant été effectués après la parution du catalogue de pièces détachées seront décrits dans les Bulletins d'information concernant les pièces détachées.
Il est recommandé que vous apportiez les corrections nécessaires au catalogue des pièces détachées en vous référant aux Bulletins d'information.

2. Abréviations

Dans ce catalogue, les abréviations suivantes sont utilisées:

- "UR" Utiliser le numéro de pièces spécifié.
- "UN" Utiliser autant que nécessaire.
- "AP" Pièces de substitution
- "LM" Fabrication locale (les pièces doivent être commandées localement.)
- "F#" N° de cadre (applicable au N° de série)
- "O/S" Surdimensionné

3. Nombre de pièces d'un assemblage

- Les pièces fournies comme composants d'un assemblage sont précédées d'un point (.) de la manière indiquée ci-dessous.
- Le chiffre apparaissant à la droite de chaque composant indique la quantité de pièces pour chaque unité d'assemblage.

N° PIECES	DESCRIPTION	QTE	REMARQUES
2F5-83310-60	ENS. CLIGNOTANT AVANT	2	
115-83311-60	.AMPOULE (6V-18W)	1	

4. Les couleurs concernant les graphiques sont indiquées dans la colonne "REMARQUES", comme indiqué ci-dessous.

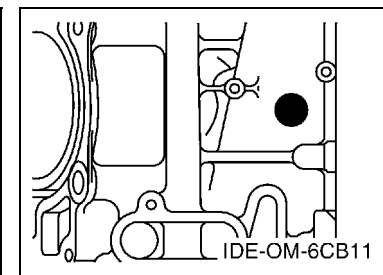
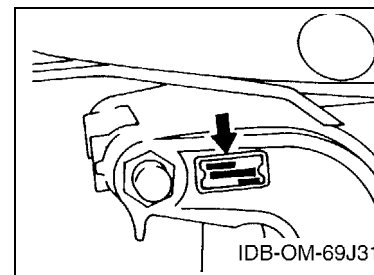
N° PIECES	DESCRIPTION	QTE	REMARQUES
2N4-24110-00-X5	RESERVOIR A ESSENCE.	2	MXR
3J1-24240-10	.GRAPHIQUE	1	POUR MXR

5. Veuillez noter que les illustrations sont indiquées à titre de référence pour trouver les numéros de pièces, non pour être utilisées lors de l'assemblage. Lors de l'assemblage, veuillez utiliser le manuel d'entretien adéquat.

6. L'astérisque (*) placé devant un numéro de référence indique des éléments qui ont été modifiés après la première édition.

7. N° de série applicable

N° de Série du moteur



8. N° de série initial du moteur applicable

Modèle	N° de série	Modèle	N° de série
F300B	6CE-1014239	FL300B	6CF-1005385

9. Code couleur applicable

Abréviation	Nom de la couleur	Code couleur
DBN1	DARK BLUISH GRAY 1	008D

10. Informations relatives à la colonne Quantité

N° de la colonne	Nom de la colonne Qté	Modèle applicable
1	6CE5	F300BET
2	6CF5	FL300BET

CONTENTS

SCHEDULED SERVICE PARTS	1
TOP COWLING	2
CYLINDER & CRANKCASE 1	3
CRANKSHAFT & PISTON	5
CYLINDER & CRANKCASE 2	6
CYLINDER & CRANKCASE 3	8
CYLINDER & CRANKCASE 4	9
VALVE	10
INTAKE 1	13
INTAKE 2	14
THROTTLE BODY ASSY 1	16
THROTTLE BODY ASSY 2	17
FUEL INJECTION PUMP 1	18
FUEL INJECTION PUMP 2	20
FUEL 1	21
FUEL 2	23
GENERATOR	24
ELECTRICAL 1	25
ELECTRICAL 2	27
ELECTRICAL 3	28
ELECTRICAL 4	30
ELECTRICAL 5	32
ELECTRICAL 6	33
STARTING MOTOR	34
BOTTOM COWLING 1	35
BOTTOM COWLING 2	37
BOTTOM COWLING 3	39
CONTROL	40
BRACKET 1	41
BRACKET 2	43
POWER TRIM & TILT ASSY 1	45
POWER TRIM & TILT ASSY 2	48
UPPER CASING	49
OIL PAN	51
LOWER CASING & DRIVE 1	52
LOWER CASING & DRIVE 2	57
LOWER CASING & DRIVE 3	59
LOWER CASING & DRIVE 4	63
STEERING GUIDE ATTACHMENT 1	65
STEERING GUIDE ATTACHMENT 2	66
OPTIONAL PARTS 1	67

OPTIONAL PARTS 2	68
OPTIONAL PARTS 3	69
REPAIR KIT 1	70
REPAIR KIT 2	71

INDEX

NUMERICAL INDEX	73
-----------------------	----

TABLE DES MATIERES

PIECES MAINTENANCE PERIODIQUE	1
CAPOT SUPERIEUR	2
CYLINDRE & CARTER 1	3
VILEBREQUIN & PISTON	5
CYLINDRE & CARTER 2	6
CYLINDRE & CARTER 3	8
CYLINDRE & CARTER 4	9
SOUPAPE	10
ADMISSION 1	13
ADMISSION 2	14
CARTER D'ACCELERATEUR 1	16
CARTER D'ACCELERATEUR 2	17
POMPE A INJECTEUR 1	18
POMPE A INJECTEUR 2	20
CARBURANT 1	21
CARBURANT 2	23
GENERATRICE	24
PARTIE ELECTRIQUE 1	25
PARTIE ELECTRIQUE 2	27
PARTIE ELECTRIQUE 3	28
PARTIE ELECTRIQUE 4	30
PARTIE ELECTRIQUE 5	32
PARTIE ELECTRIQUE 6	33
DEMARREUR ELECTRIQUE	34
CAPOT INFERIEUR 1	35
CAPOT INFERIEUR 2	37
CAPOT INFERIEUR 3	39
COMMANDE	40
SUPPORT 1	41
SUPPORT 2	43
PUISSANCE PARER ET INCLINER 1	45
PUISSANCE PARER ET INCLINER 2	48
FOURREAU	49
VENTILATEUR D'HUILE	51
BOITIER D'HELICE TRANSMISSION1	52
BOITIER D'HELICE TRANSMISSION2	57
BOITIER D'HELICE TRANSMISSION3	59
BOITIER D'HELICE TRANSMISSION4	63
DIRECTION GUIDE ACCESSOIRE 1	65
DIRECTION GUIDE ACCESSOIRE 2	66
PIECES OPTIONNELLES 1	67

PIECES OPTIONNELLES 2	68
PIECES OPTIONNELLES 3	69
KITS DE REPARATION 1	70
KITS DE REPARATION 2	71

INDEX

INDEX NUMERIQUE	73
-----------------------	----

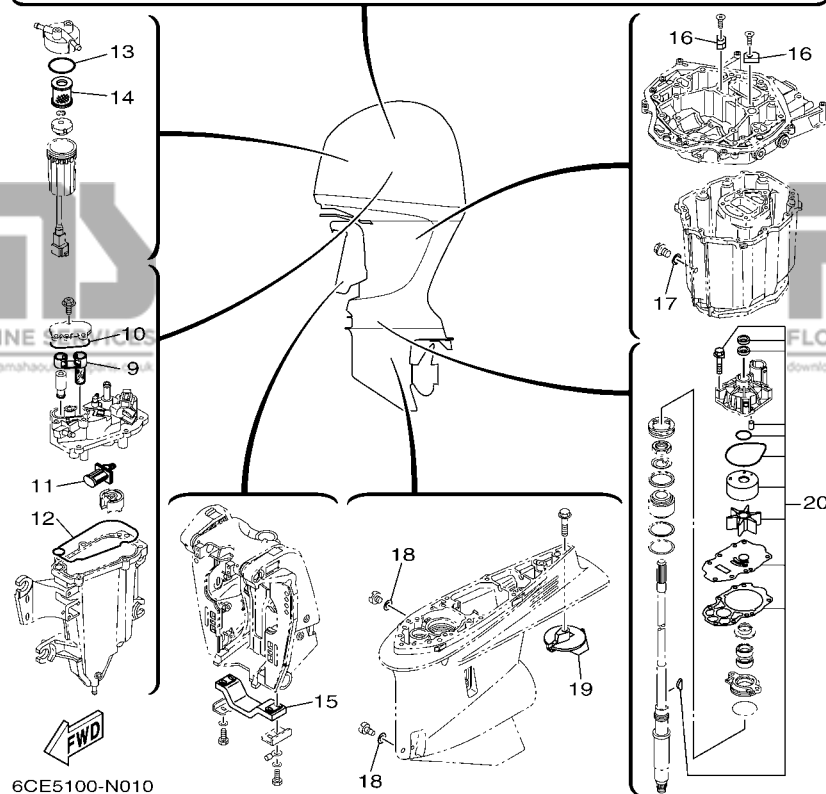
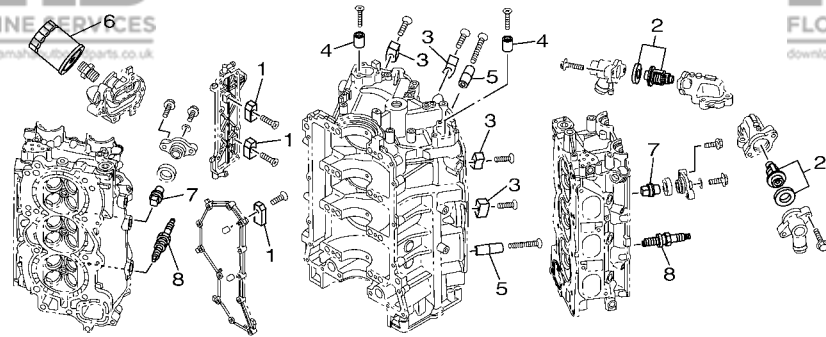
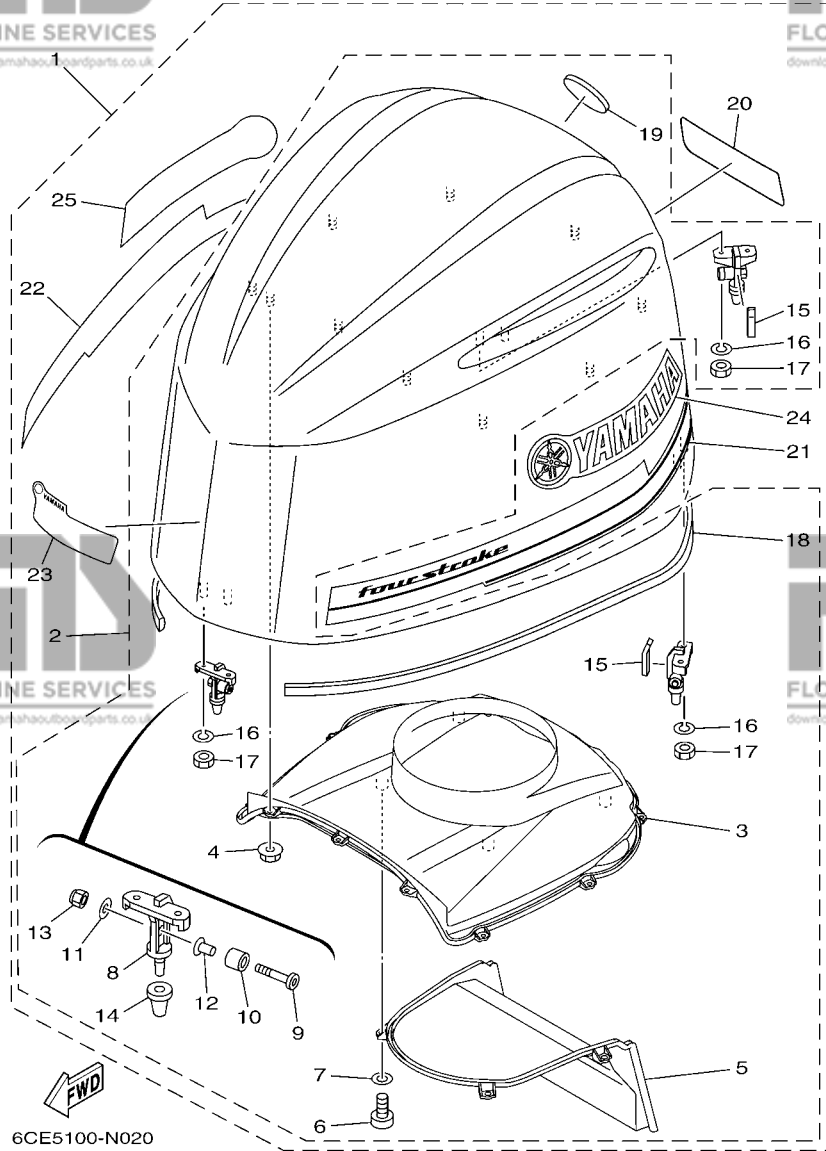


FIG. 1 SCHEDULED SERVICE PARTS PIÈCES MAINTENANCE PERIODIQUE

REF. NO.	PART NO. N° PIÈCES	DESCRIPTION DESCRIPTION	6CES	6CFS	REMARKS REMARQUES
1	63P-11325-01	ANODE ANODE	4	4	
2	6CE-12411-00	THERMOSTAT THERMOSTAT	2	2	
3	6AW-1132P-00	ANODE 5 ANODE 5	4	4	
4	68T-11325-00	ANODE ANODE	2	2	
5	6AW-1132N-01	ANODE 4 ANODE 4	2	2	
6	N26-13440-02	ELEMENT ASSY, OIL CLEANER ELEMENT, FILTRE A HUILE	1	1	
7	67F-11325-01	ANODE ANODE	8	8	
8	94702-00400	PLUG, SPARK (NGK LFR6A-11) BOUGIE D'ALLUMAGE(NGK LFR6A-11)	6	6	
9	6CB-24501-01	FILTER, FUEL FILTRE	1	1	
10	6CB-13016-00	O-RING JOINT TORIQUE	1	1	
11	63P-13915-00	FILTER FILTRE	1	1	
12	6CB-14984-00	GASKET, FLOAT CHAMBER JOINT, CUVE DE FLOTTEUR	1	1	
13	6P3-24564-00	GASKET JOINT	1	1	
14	6P3-24563-01	ELEMENT, FILTER ELEMENT, FILTRE	1	1	
15	6G5-45251-02	ANODE ANODE	1	1	
16	63P-11325-11	ANODE ANODE	2	2	
17	90430-14M09	GASKET JOINT	1	1	
18	90430-08020	GASKET JOINT	2	2	
19	61A-45371-00	TAB-TRIM ANODE DERIVE	1	1	
20	6CE-W0078-01	WATER PUMP REPAIR KIT KIT DE REPARATION DE LA POMPE	1	1	



6CE5100-N020

FIG. 2 TOP COWLING

CAPOT SUPERIEUR

REF. NO.	PART NO. N° PIECES	DESCRIPTION DESCRIPTION	6CES	6CF5	REMARKS REMARQUES
1	6CE-42610-01	TOP COWLING ASSY CAPOT (ENS.)	1	1	
2	6CE-4261A-00	..TOP COWLING W/O GRAPHICS ..CAPOT SUPERIEUR SANS GRAPHIQUE	1	1	
3	6CE-42613-00	..MOLDING, AIR DUCT ..MANCHON A AIR	1	1	
4	90179-06M28	..NUT ..ECROU	10	10	
5	6CE-42635-00	..DUCT, WATER SEPARATOR ..CONDUIT, SEPARATEUR DE L'EAU	1	1	
6	97780-60516	..SCREW, TAPPING ..VIS, TETE BOMBEE	4	4	
7	92990-06200	..WASHER, PLAIN ..RONDELLE, PLATE	4	4	
8	6CB-42647-00	..HOLDER, CLAMP BAND ..SUPPORT, SANDOW DE SERRAGE	3	3	
9	90111-08078	..BOLT,HEX. SOCKET BUTTON ..BOULON	3	3	
10	90387-10094	..COLLAR ..COLLERETTE	3	3	
11	92990-08600	..WASHER, PLATE ..RONDELLE, PLATE	3	3	
12	90387-08M45	..COLLAR ..COLLERETTE	3	3	
13	95780-08300	..NUT, FLANGE ..ECROU	3	3	
14	6AW-42663-00	..DAMPER ..AMORTISSEUR	3	3	
15	6CB-42134-00	..COVER ..CAPOT	2	2	
16	92990-06100	..WASHER, SPRING ..RONDELLE, GROWER	6	6	
17	95380-06600	..NUT, HEXAGON ..ECROU	6	6	
18	6CB-42628-00	..SEAL ..JOINT	1	1	
19	6AW-42697-10	..TUNING FORK MARK ..MARQUE, YAMAHA	1	1	
20	6CE-42678-01	..GRAPHIC, REAR ..ADHESIF, ARRIERE	1	1	
21	6CE-42675-01	..GRAPHIC, SIDE 1 ..EMBLEME	1	1	
22	6CE-42676-01	..GRAPHIC, SIDE 2 ..EMBLEME	1	1	
23	6CE-42677-00	..GRAPHIC, FRONT ..ADHESIF, AVANT	1	1	
24	6CE-42681-02	..MARK, COWLING ..ADHESIF, CAPOT	1	1	
25	6CE-42682-02	..MARK, COWLING ..ADHESIF, CAPOT	1	1	

FIG. 3 CYLINDER & CRANKCASE 1 CYLINDRE & CARTER 1

CYLINDER BLOCK ASSY

Fig. 3, CYLINDER & CRANKCASE 1
Ref. No. 2 to 35, 37 to 40

Fig. 4, CRANKSHAFT & PISTON
Ref. No. 1 to 15

Fig. 5, CYLINDER & CRANKCASE 2
Ref. No. 25, 31, 35

Fig. 6, CYLINDER & CRANKCASE 3
Ref. No. 2, 4 to 7, 9 to 11

Fig. 7, CYLINDER & CRANKCASE 4
Ref. No. 1 to 15

Fig. 9, INTAKE 1
Ref. No. 6, 7

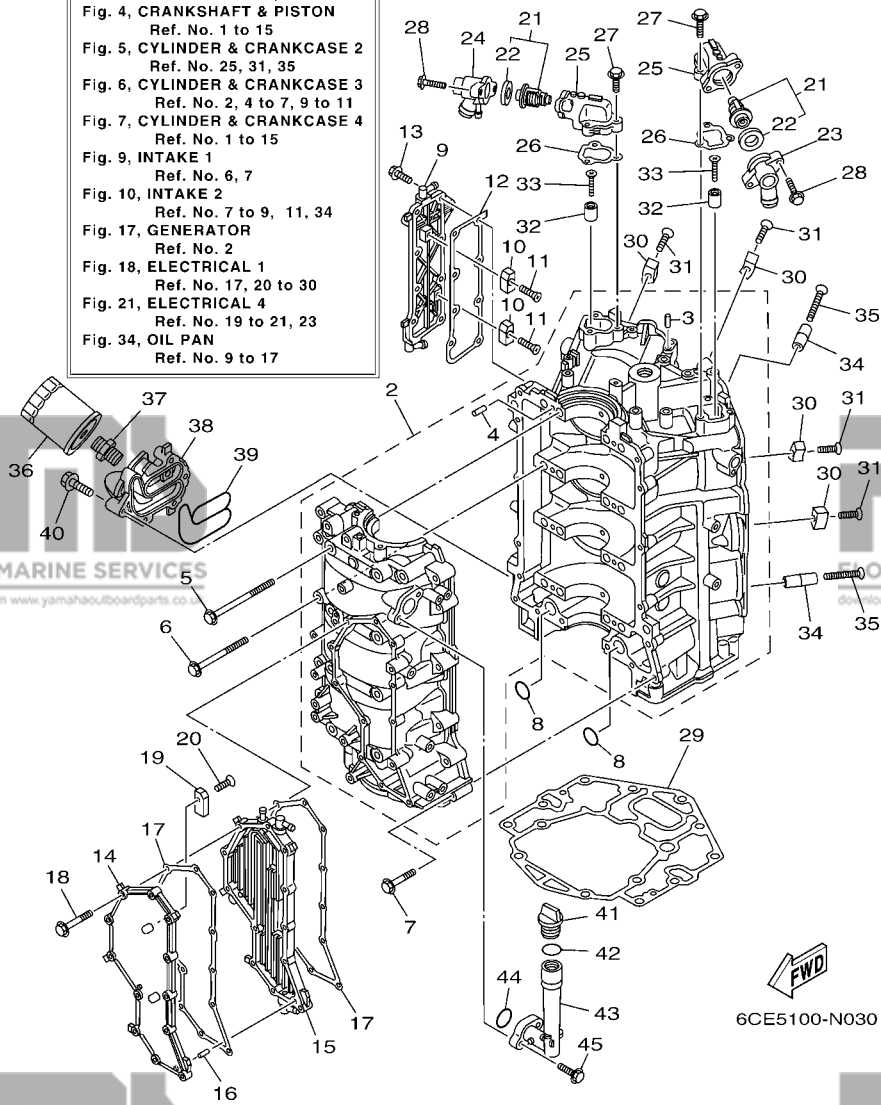
Fig. 10, INTAKE 2
Ref. No. 7 to 9, 11, 34

Fig. 17, GENERATOR
Ref. No. 2

Fig. 18, ELECTRICAL 1
Ref. No. 17, 20 to 30

Fig. 21, ELECTRICAL 4
Ref. No. 19 to 21, 23

Fig. 34, OIL PAN
Ref. No. 9 to 17



6CE5100-N030

REF. NO.	PART NO. N° PIECES	DESCRIPTION DESCRIPTION	6CES	6CFS	REMARKS REMARQUES
1	6CE-W009B-05-9S	CYLINDER BLOCK ASSY CYLINDRE GROUPE (ENS.)	1	1	
2	6CE-15100-10	CRANKCASE ASSY CARTER DE MOTEUR COMPLET	1	1	
3	93606-12019	.PIN, DOWEL .GOUPILLE	3	3	
4	93606-12019	.PIN, DOWEL .GOUPILLE	8	8	
5	6CB-15187-00	BOLT BOULON	8	8	
6	6CB-15481-00	BOLT 1 BOULON 1	8	8	
7	90105-08175	BOLT, FLANGE BOULON	16	16	
8	93210-26658	O-RING JOINT TORIQUE	2	2	
9	6CE-1131C-00-9S	COVER, JOINT COUVERCLE, RACCORDEMENT	1	1	
10	63P-11325-01	ANODE ANODE	2	2	
11	90151-06M02	SCREW, COUNTERSUNK VIS, TETE NOYEE	2	2	
12	6CB-1131B-00	GASKET, COVER JOINT, COUVERCLE	1	1	
13	90105-06M07	BOLT, FLANGE BOULON	8	8	
14	6CE-15411-00-9S	COVER, CRANKCASE 1 COUVERCLE 1, CARTER MOTEUR	1	1	
15	6CE-15421-10-9S	COVER, CRANKCASE 2 COUVERCLE 2, CARTER MOTEUR	1	1	
16	91690-40010	PIN, SPRING AGRAFFE	1	1	
17	6CB-15451-00	GASKET, CRANKCASE COVER 1 JOINT, COUVERCLE DE CARTER 1	2	2	
18	90105-06151	BOLT, FLANGE BOULON	12	12	
19	63P-11325-01	ANODE ANODE	2	2	
20	90151-06M02	SCREW, COUNTERSUNK VIS, TETE NOYEE	2	2	
21	6CE-12411-00	THERMOSTAT THERMOSTAT	2	2	
22	67F-12412-00	.SEAL, THERMOSTAT .JOINT, THERMOSTAT	1	1	
23	6CE-12413-10-9S	COVER, THERMOSTAT COUVERCLE, THERMOSTAT	1	1	
24	6CE-12413-00-9S	COVER, THERMOSTAT COUVERCLE, THERMOSTAT	1	1	
25	6CB-12422-10-9S	COVER, HOUSING COUVERCLE DE CARTER DE POMPE	2	2	
26	6CB-12427-10	GASKET, HOUSING COVER 1 JOINT, COUVERCLE DE CARTER 1	2	2	
27	95027-06025	BOLT, FLANGE BOULON, A COLLERETTE	6	6	

FIG. 3 CYLINDER & CRANKCASE 1 CYLINDRE & CARTER 1

CYLINDER BLOCK ASSY

Fig. 3, CYLINDER & CRANKCASE 1
Ref. No. 2 to 35, 37 to 40

Fig. 4, CRANKSHAFT & PISTON
Ref. No. 1 to 15

Fig. 5, CYLINDER & CRANKCASE 2
Ref. No. 25, 31, 35

Fig. 6, CYLINDER & CRANKCASE 3
Ref. No. 2, 4 to 7, 9 to 11

Fig. 7, CYLINDER & CRANKCASE 4
Ref. No. 1 to 15

Fig. 9, INTAKE 1
Ref. No. 6, 7

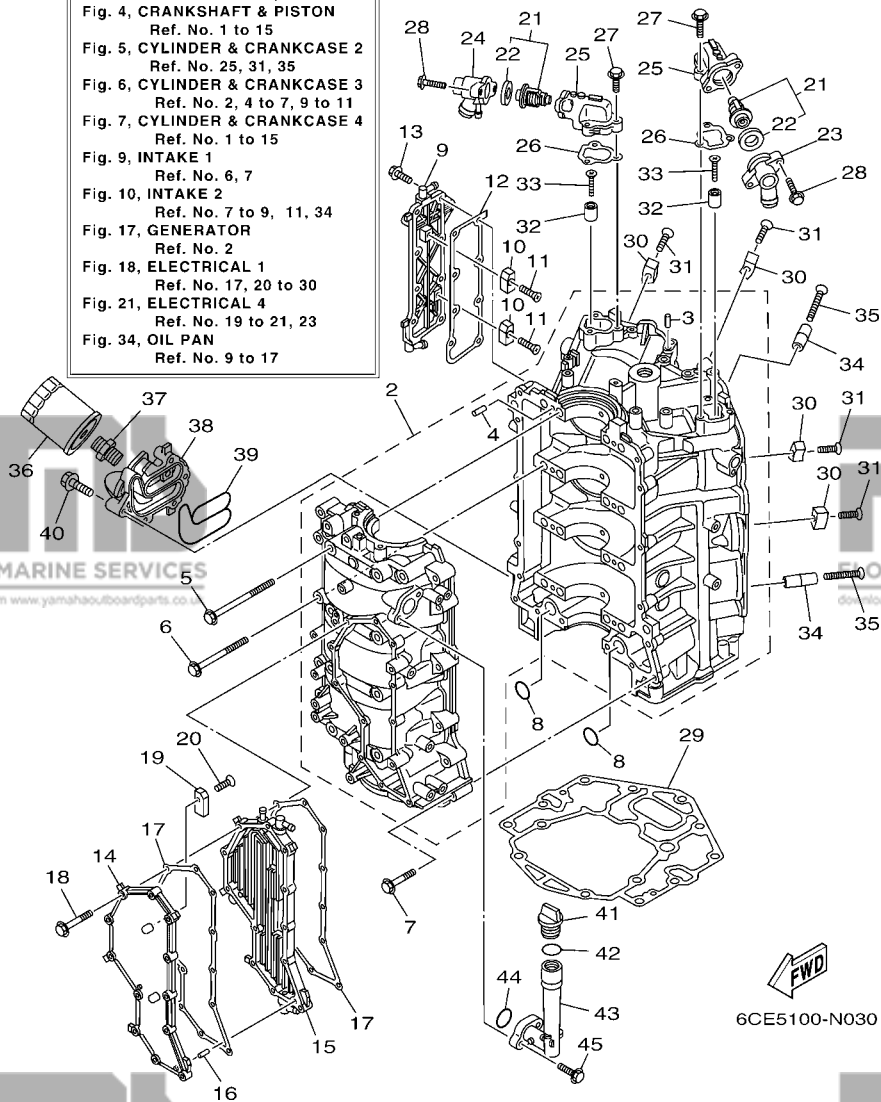
Fig. 10, INTAKE 2
Ref. No. 7 to 9, 11, 34

Fig. 17, GENERATOR
Ref. No. 2

Fig. 18, ELECTRICAL 1
Ref. No. 17, 20 to 30

Fig. 21, ELECTRICAL 4
Ref. No. 19 to 21, 23

Fig. 34, OIL PAN
Ref. No. 9 to 17

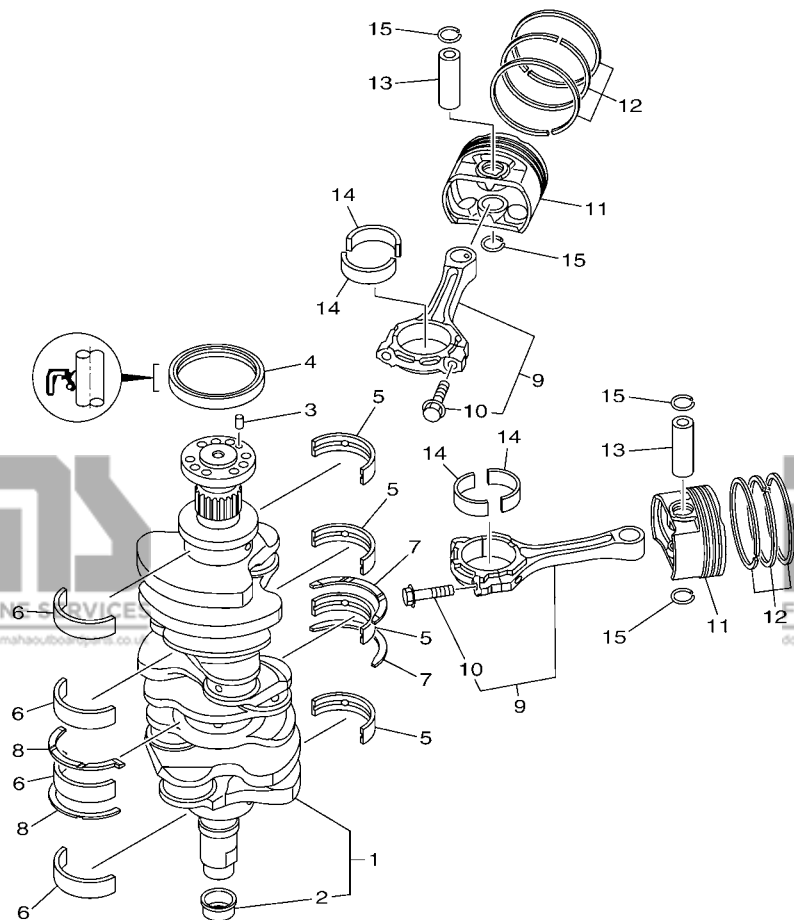


6CE5100-N030

REF. NO.	PART NO. N° PIECES	DESCRIPTION DESCRIPTION	6CES	6CFS	REMARKS REMARQUES
28	90105-06037	BOLT, FLANGE BOULON	4	4	
29	6CB-11351-00	GASKET, CYLINDER JOINT, D'EMBASE	1	1	
30	6AW-1132P-00	ANODE 5 ANODE 5	4	4	
31	98780-06530	SCREW, FLAT HEAD VIS A TETE FRAISEE	4	4	
32	68T-11325-00	ANODE ANODE	2	2	
33	90151-05M05	SCREW, COUNTERSUNK VIS, TETE NOYEE	2	2	
34	6AW-1132N-01	ANODE 4 ANODE 4	2	2	
35	98780-06550	SCREW, FLAT HEAD VIS A TETE FRAISEE	2	2	
36	N26-13440-02	ELEMENT ASSY, OIL CLEANER ELEMENT, FILTRE A HUILE	1	1	
37	90401-19001	BOLT, UNION BOULON, RACCORD	1	1	
38	6CE-13446-10-9S	CONNECTOR CONNECTEUR	1	1	
39	6CB-13477-00	GASKET JOINT	1	1	
40	90105-06151	BOLT, FLANGE BOULON	5	5	
41	6G8-15363-00	PLUG, OIL PLOT, HUILE	1	1	
42	93210-24M79	O-RING JOINT TORIQUE	1	1	
43	6CB-15319-00	JOINT JOINT	1	1	
44	93210-27370	O-RING JOINT TORIQUE	1	1	
45	90105-06037	BOLT, FLANGE BOULON	2	2	

FIG. 4 CRANKSHAFT & PISTON

VILEBREQUIN & PISTON



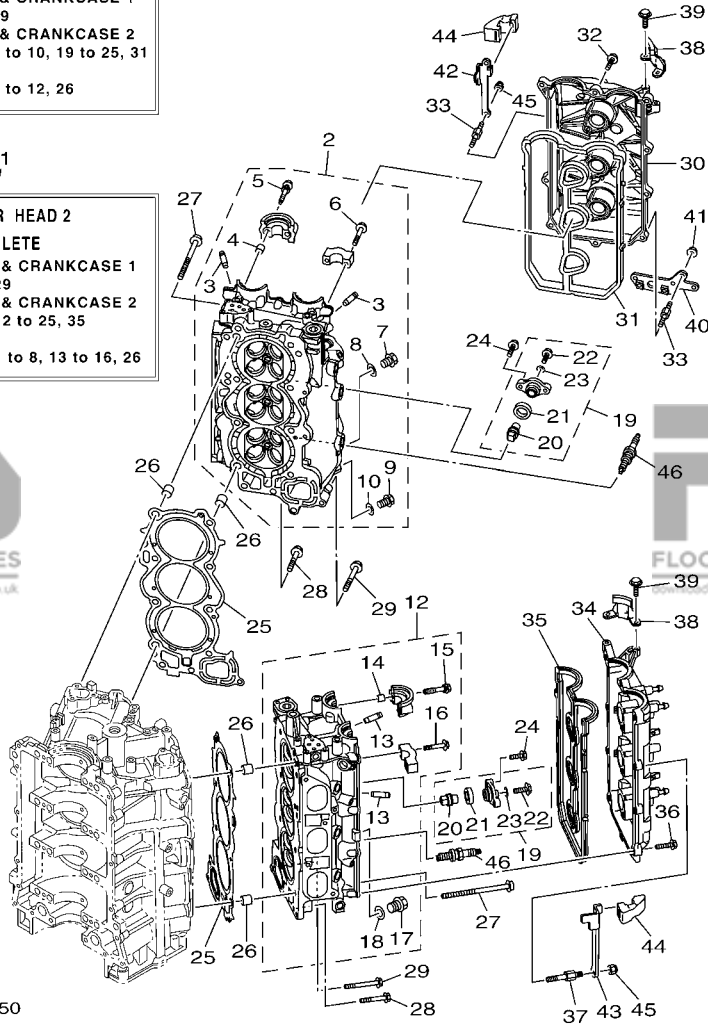
FWD
6CB3110-L030

REF. NO.	PART NO. N° PIECES	DESCRIPTION DESCRIPTION	6CES	6CF5	REMARKS REMARQUES
1	6CB-11410-00	CRANKSHAFT VILEBREQUIN COMPLET	1	1	
2	6CB-11478-00	.COLLAR .COLLERETTE	1	1	
3	93606-12019	PIN, DOWEL GOUILLE	1	1	
4	93102-85008	OIL SEAL JOINT SPY	1	1	
5	6CB-11416-00	PLANE BEARING, CRANKSHAFT 1 COUSSINET DE VILEBREQUIN 1	4	4	UR PURPLE UR PURPLE
6	6CB-11416-10	PLANE BEARING, CRANKSHAFT 1 COUSSINET DE VILEBREQUIN 1	4	4	UR YELLOW UR YELLOW
6	6CB-11416-20	PLANE BEARING, CRANKSHAFT 1 COUSSINET DE VILEBREQUIN 1	4	4	UR RED UR RED
6	6CB-11416-30	PLANE BEARING, CRANKSHAFT 1 COUSSINET DE VILEBREQUIN 1	4	4	UR GREEN UR GREEN
6	6CB-11416-40	PLANE BEARING, CRANKSHAFT 1 COUSSINET DE VILEBREQUIN 1	4	4	UR BROWN UR BROWN
6	6CB-11417-00	PLANE BEARING, CRANKSHAFT 2 COUSSINET DE VILEBREQUIN 2	4	4	UR PURPLE UR PURPLE
6	6CB-11417-10	PLANE BEARING, CRANKSHAFT 2 COUSSINET DE VILEBREQUIN 2	4	4	UR YELLOW UR YELLOW
6	6CB-11417-20	PLANE BEARING, CRANKSHAFT 2 COUSSINET DE VILEBREQUIN 2	4	4	UR RED UR RED
6	6CB-11417-30	PLANE BEARING, CRANKSHAFT 2 COUSSINET DE VILEBREQUIN 2	4	4	UR GREEN UR GREEN
6	6CB-11417-40	PLANE BEARING, CRANKSHAFT 2 COUSSINET DE VILEBREQUIN 2	4	4	UR BROWN UR BROWN
7	6CB-11426-03	BEARING, THRUST 1 ROULEMENT DE BUTEE 1	2	2	
8	6CB-11427-03	BEARING, THRUST 2 ROULEMENT DE BUTEE 2	2	2	
9	6CB-W1165-00	CONNECTING ROD ASSY BIELLE COMPLETE	6	6	
10	6CB-11654-00	.BOLT, CONNECTING ROD .BOULON, BIELLE	2	2	
11	6CE-11631-00	PISTON (STD) PISTON (STD)	6	6	
12	6CB-11603-00	PISTON RING SET (STD) JEU DE SEGMENTS (STD)	6	6	
13	6CB-11633-00	PIN, PISTON AXE, PISTON	6	6	
14	6CB-11656-00	PLANE BEARING, CONNECTING ROD ROULEMENT DE BIELLE	12	12	UR YELLOW UR YELLOW
14	6CB-11656-10	PLANE BEARING, CONNECTING ROD ROULEMENT DE BIELLE	12	12	UR GREEN UR GREEN
14	6CB-11656-20	PLANE BEARING, CONNECTING ROD ROULEMENT DE BIELLE	12	12	UR BLUE UR BLUE
15	K0F-A3233-00	RING,HOLE SNAP JONC	12	12	

FIG. 5 CYLINDER & CRANKCASE 2 CYLINDRE & CARTER 2

CYLINDER HEAD COMPLETE
Fig. 3, CYLINDER & CRANKCASE 1
Ref. No. 29
Fig. 5, CYLINDER & CRANKCASE 2
Ref. No. 2 to 10, 19 to 25, 31
Fig. 8, VALVE
Ref. No. 1 to 12, 26

CYLINDER HEAD 2 COMPLETE
Fig. 3, CYLINDER & CRANKCASE 1
Ref. No. 29
Fig. 5, CYLINDER & CRANKCASE 2
Ref. No. 12 to 25, 35
Fig. 8, VALVE
Ref. No. 1 to 8, 13 to 16, 26



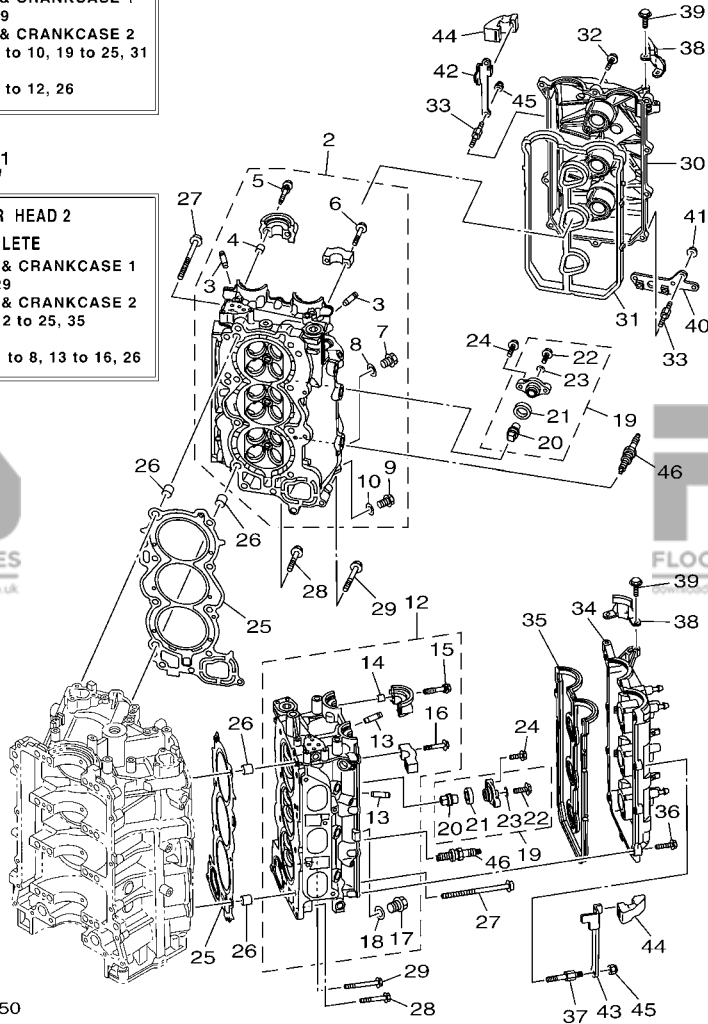
6CE4100-M050

REF. NO.	PART NO. N° PIECES	DESCRIPTION DESCRIPTION	6CES	6CF5	REMARKS REMARQUES
1	6CE-W009A-00-9S	CYLINDER HEAD COMPLETE CULASSE (ENS.)	1	1	
2	6CE-11110-00-9S	CYLINDER HEAD ASSY JEU DE CULASSE	1	1	
3	6S5-11133-10	.GUIDE, VALVE 1 .GUIDE, SOUPAPE 1	12	12	
4	91809-08006	.PIN, DOWEL .GOUJON, D'ASSEMBLAGE	4	4	
5	90119-07001	.BOLT, WITH WASHER .BOULON, AVEC RONDELLE	4	4	
6	90119-07234	.BOLT, WITH WASHER .BOULON, AVEC RONDELLE	12	12	
7	90340-18M09	.PLUG, STRAIGHT SCREW .PLOT, FILETE DROIT	1	1	
8	90430-18130	.GASKET .JOINT	1	1	
9	90340-14M06	.PLUG, STRAIGHT SCREW .PLOT, FILETE DROIT	1	1	
10	90430-14115	.GASKET .JOINT	1	1	
11	6CE-W009C-00-9S	CYLINDER HEAD 2 COMPLETE CULASSE 2	1	1	
12	6CE-11120-00-9S	CYLINDER HEAD ASSY 2 CULASSE 2	1	1	
13	6S5-11133-10	.GUIDE, VALVE 1 .GUIDE, SOUPAPE 1	12	12	
14	91809-08006	.PIN, DOWEL .GOUJON, D'ASSEMBLAGE	4	4	
15	90119-07001	.BOLT, WITH WASHER .BOULON, AVEC RONDELLE	4	4	
16	90119-07234	.BOLT, WITH WASHER .BOULON, AVEC RONDELLE	12	12	
17	90340-18M09	.PLUG, STRAIGHT SCREW .PLOT, FILETE DROIT	1	1	
18	90430-18130	.GASKET .JOINT	1	1	
19	67F-11301-00	ANODE COVER ASSY COUVERCLE ANODE (ENS.)	8	8	
20	67F-11325-01	.ANODE .ANODE	1	1	
21	67F-11328-00	.GROMMET, ANODE .PASSE-FIL	1	1	
22	90105-06M07	.BOLT, FLANGE .BOULON	1	1	
23	90430-06M03	.GASKET .JOINT	1	1	
24	95885-08025	BOLT, FLANGE BOULON, A COLLERETTE	16	16	
25	6CB-11181-00	GASKET, CYLINDER HEAD 1 JOINT, DE CULASSE 1	2	2	
26	90387-11005	COLLAR COLLERETTE	4	4	
27	90155-11002	SCREW, FLAT FILLISTER VIS, TETE OVALE PLATE	16	16	

FIG. 5 CYLINDER & CRANKCASE 2 CYLINDRE & CARTER 2

CYLINDER HEAD COMPLETE
Fig. 3, CYLINDER & CRANKCASE 1
Ref. No. 29
Fig. 5, CYLINDER & CRANKCASE 2
Ref. No. 2 to 10, 19 to 25, 31
Fig. 8, VALVE
Ref. No. 1 to 12, 26

CYLINDER HEAD 2 COMPLETE
Fig. 3, CYLINDER & CRANKCASE 1
Ref. No. 29
Fig. 5, CYLINDER & CRANKCASE 2
Ref. No. 12 to 25, 35
Fig. 8, VALVE
Ref. No. 1 to 8, 13 to 16, 26



6CE4100-M050

REF. NO.	PART NO. N° PIECES	DESCRIPTION DESCRIPTION	6CES	6CFS	REMARKS REMARQUES
28	90105-08175	BOLT, FLANGE BOULON	4	4	
29	90105-08220	BOLT, FLANGE BOULON	2	2	
30	6CB-11191-02	COVER, CYLINDER HEAD 1 COUVERCLE, CULASSE 1	1	1	
31	6CB-11193-00	GASKET, HEAD COVER 1 JOINT, COUVERCLE DE CULASSE 1	1	1	
32	95895-06030	BOLT, FLANGE BOULON	9	9	
33	90109-06277	BOLT BOULON	4	4	
34	6CB-11192-02	COVER, CYLINDER HEAD 2 COUVERCLE, CULASSE 2	1	1	
35	6CB-11194-00	GASKET, HEAD COVER 2 JOINT, COUVERCLE DE CULASSE 2	1	1	
36	95895-06030	BOLT, FLANGE BOULON	11	11	
37	90109-06277	BOLT BOULON	2	2	
38	6AW-15142-00	GUIDE 1 GUIDE 1	2	2	
39	95885-06014	BOLT, FLANGE BOULON, A COLLERETTE	4	4	
40	6CB-2134V-00	BRACKET SUPPORT	1	1	
41	90179-06M28	NUT ECROU	2	2	
42	6CB-11998-00	BRACKET 1 SUPPORT 1	1	1	
43	6CB-11999-00	BRACKET 2 SUPPORT 2	1	1	
44	6CB-42662-00	DAMPER AMORTISSEUR	2	2	
45	90185-06M07	NUT, SELF-LOCKING ECROU, AUTO-BLOQUANT	4	4	
46	94702-00400	PLUG, SPARK (NGK LFR6A-11) BOUGIE D'ALLUMAGE(NGK LFR6A-11)	6	6	

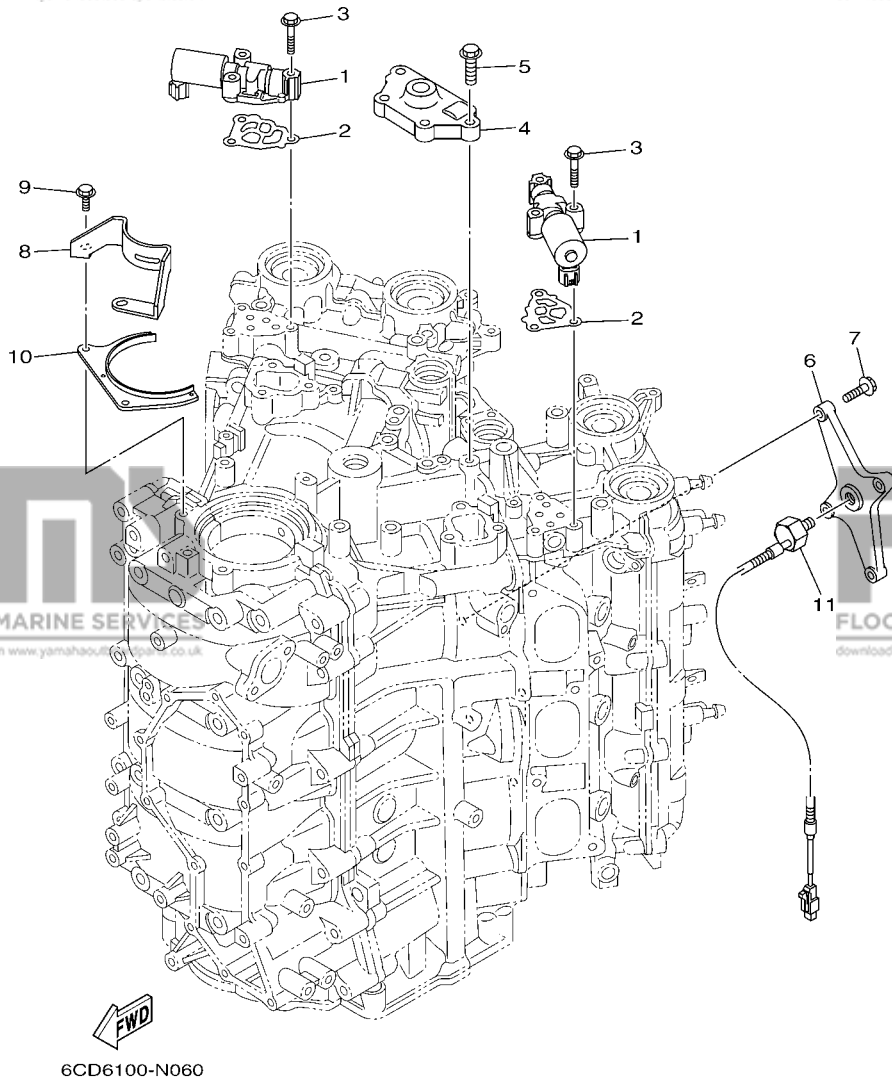
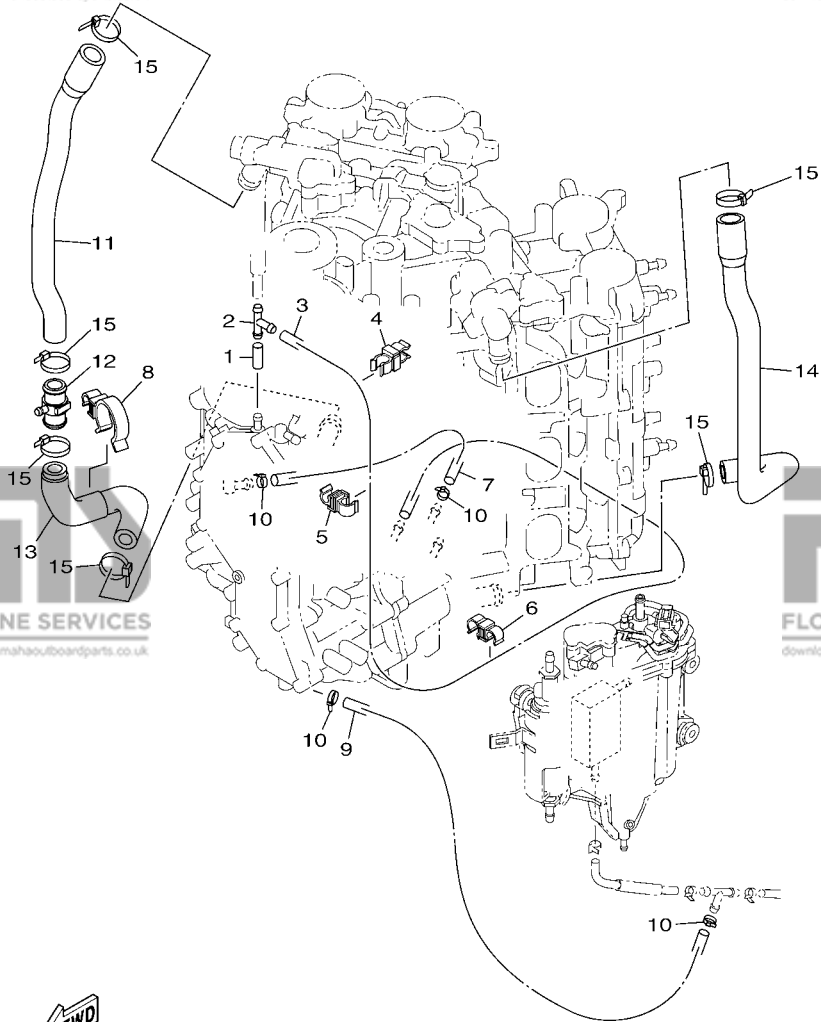


FIG. 6 CYLINDER & CRANKCASE 3 CYLINDRE & CARTER 3

REF. NO.	PART NO. N° PIECES	DESCRIPTION DESCRIPTION	6CES	6CF5	REMARKS REMARQUES
1	6CB-86120-00	SOLENOID VALVE ASSY SOLENOIDE	2	2	
2	6CB-1242F-00	GASKET, FILTER JOINT, FILTRE	2	2	
3	90105-06035	BOLT, FLANGE BOULON	6	6	
4	6CB-15544-00	STAY 1 SUPPORT 1	1	1	
5	90105-08178	BOLT, FLANGE BOULON	4	4	
6	6CB-1135A-00	BRACKET SUPPORT	1	1	
7	90105-06037	BOLT, FLANGE BOULON	4	4	
8	6CB-15142-00	GUIDE 1 GUIDE 1	1	1	
9	95875-06016	BOLT, FLANGE BOULON, A COLLERETTE	2	2	
10	6CB-1149A-00	PLATE 1 FLAQUE 1	1	1	
11	6P2-85780-00	SENSOR, KNOCK SONDE DE COGNEMENT	1	1	

FIG. 7 CYLINDER & CRANKCASE 4 CYLINDRE & CARTER 4



6CE4100-M070

REF. NO.	PART NO. N° PIECES	DESCRIPTION DESCRIPTION	6CE5	6CF5	REMARKS REMARQUES
1	90445-09220	HOSE (L30) DURITE (L30)	1	1	
2	688-24378-00	PIPE, JOINT 3 DURITE RACCORDEMENT 3	1	1	
3	6CB-12576-10	HOSE 1 TUYAU 1	1	1	
4	90464-10M59	CLAMP BRIDE	1	1	
5	90464-09013	CLAMP BRIDE	1	1	
6	90464-12010	CLAMP BRIDE	1	1	
7	6CB-12577-00	HOSE 2 TUYAU 2	1	1	
8	90464-26002	CLAMP BRIDE	1	1	
9	90445-096H2	HOSE (L280) DURITE (L280)	1	1	
10	90465-11M10	CLAMP BRIDE	4	4	
11	6CE-1244G-00	HOSE, 4 DURITE 4	1	1	
12	6CE-24378-00	PIPE, JOINT 3 DURITE RACCORDEMENT 3	1	1	
13	6CE-1244H-00	HOSE 5 DURITE 5	1	1	
14	6CB-1243E-00	HOSE 2 DURITE 2	1	1	
15	90465-11M59	CLAMP BRIDE	6	6	

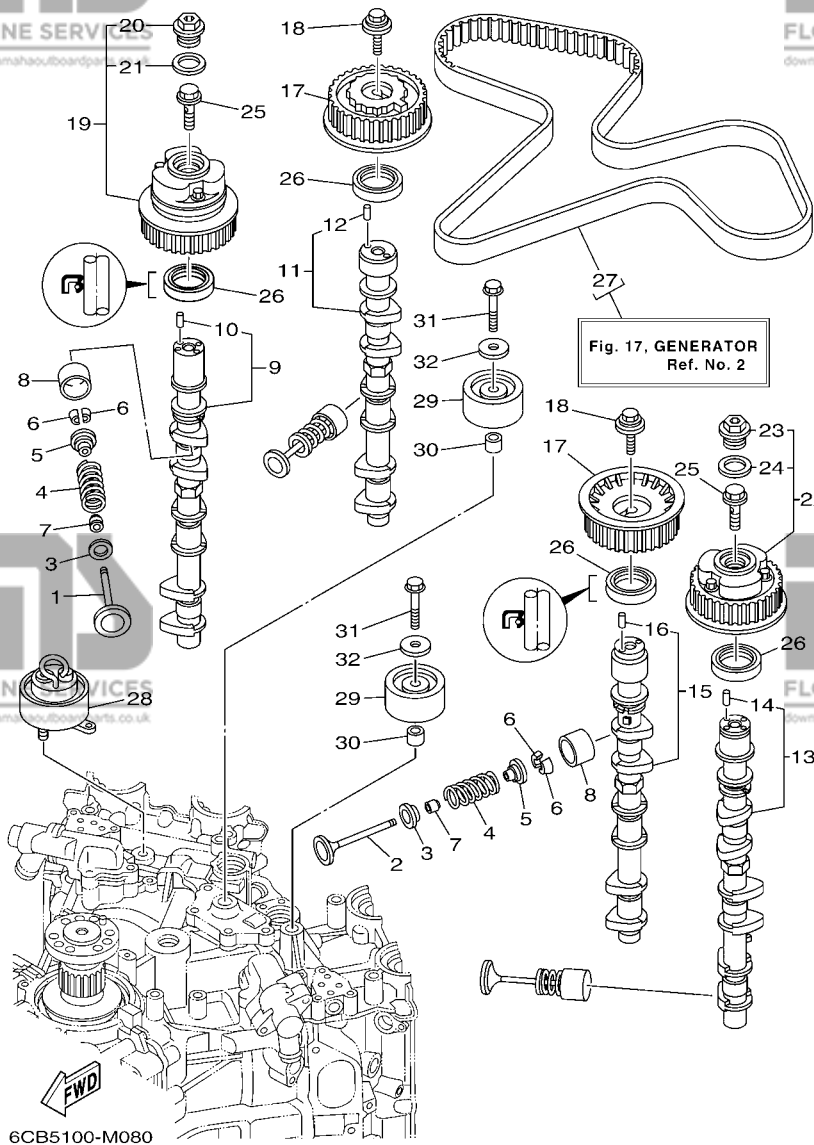
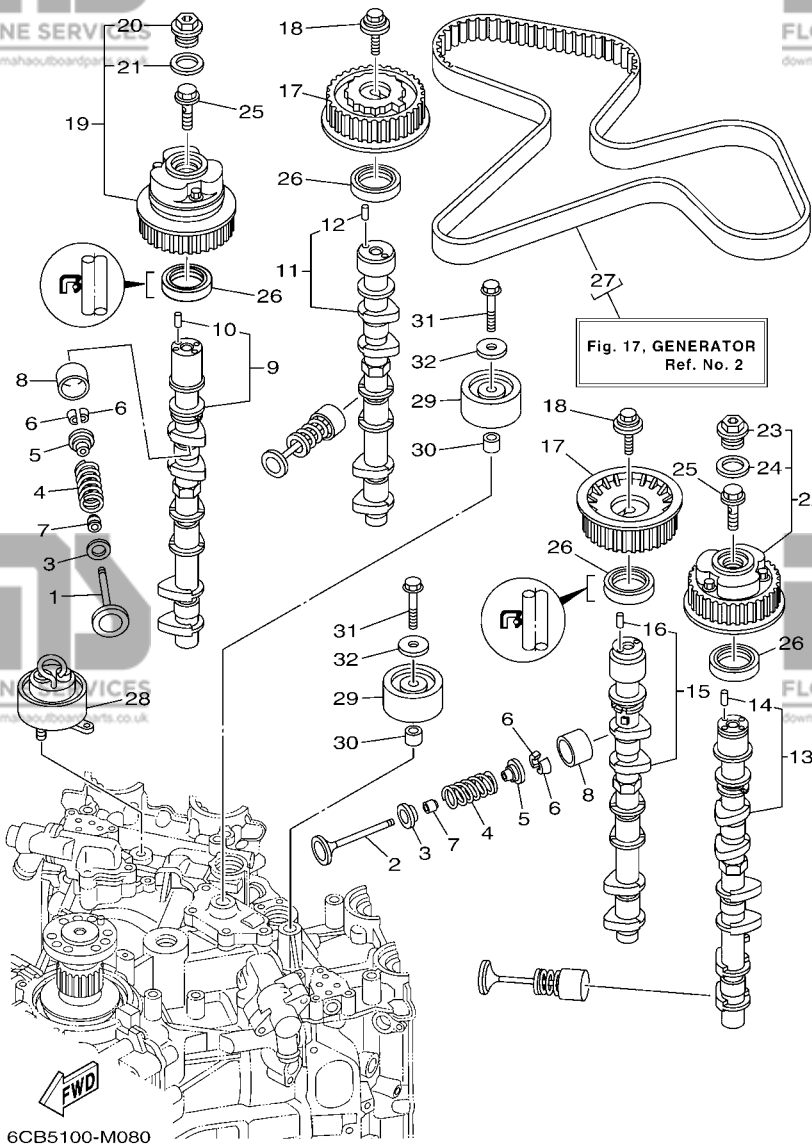


FIG. 8 VALVE

SOUPAPE

REF. NO.	PART NO. N° PIECES	DESCRIPTION DESCRIPTION	6CLES	6CFS	REMARKS REMARQUES
1	6CB-12111-00	VALVE, INTAKE SOUPAPE, ADMISSION	12	12	
2	6CB-12121-00	VALVE, EXHAUST SOUPAPE, ECHAPPEMENT	12	12	
3	K0F-A3743-00	SEAT, VALVE SPRING SIEGE, RESSORT DE SOUPAPE	24	24	
4	6CB-12113-00	SPRING, VALVE INNER RESSORT DE SOUPAPE, INTERNE	24	24	
5	K0F-A3741-00	RETAINER, VALVE SPRING BUTEE DE RESSORT DE SOUPAPE	24	24	
6	K0F-A3742-00	LOCK, VALVE SPRING RETAINER FRAISE, SOUPAPE	48	48	
7	51Y-12119-00	SEAL, VALVE STEM JOINT, QUEUE DE SOUPAPE	24	24	
8	K0F-A3751-00	LIFTER, VALVE (3.000) LEVE-SOUPAPE (3.000)	24	24	UR
	K0F-A3751-10	LIFTER, VALVE (3.025) LEVE-SOUPAPE (3.025)	24	24	UR
	K0F-A3751-20	LIFTER, VALVE (3.050) LEVE-SOUPAPE (3.050)	24	24	UR
	K0F-A3751-30	LIFTER, VALVE (3.075) LEVE-SOUPAPE (3.075)	24	24	UR
	K0F-A3751-40	LIFTER, VALVE (3.100) LEVE-SOUPAPE (3.100)	24	24	UR
	K0F-A3751-50	LIFTER, VALVE (3.122) LEVE-SOUPAPE (3.122)	24	24	UR
	K0F-A3751-60	LIFTER, VALVE (3.142) LEVE-SOUPAPE (3.142)	24	24	UR
	K0F-A3751-70	LIFTER, VALVE (3.162) LEVE-SOUPAPE (3.162)	24	24	UR
	K0F-A3751-80	LIFTER, VALVE (3.182) LEVE-SOUPAPE (3.182)	24	24	UR
	K0F-A3751-90	LIFTER, VALVE (3.202) LEVE-SOUPAPE (3.202)	24	24	UR
	K0F-A3751-A0	LIFTER, VALVE (3.222) LEVE-SOUPAPE (3.222)	24	24	UR
	K0F-A3751-B0	LIFTER, VALVE (3.242) LEVE-SOUPAPE (3.242)	24	24	UR
	K0F-A3751-C0	LIFTER, VALVE (3.262) LEVE-SOUPAPE (3.262)	24	24	UR
	K0F-A3751-D0	LIFTER, VALVE (3.282) LEVE-SOUPAPE (3.282)	24	24	UR
	K0F-A3751-E0	LIFTER, VALVE (3.302) LEVE-SOUPAPE (3.302)	24	24	UR
	K0F-A3751-F0	LIFTER, VALVE (3.322) LEVE-SOUPAPE (3.322)	24	24	UR
	K0F-A3751-G0	LIFTER, VALVE (3.342) LEVE-SOUPAPE (3.342)	24	24	UR
	K0F-A3751-H0	LIFTER, VALVE (3.362) LEVE-SOUPAPE (3.362)	24	24	UR
	K0F-A3751-J0	LIFTER, VALVE (3.382) LEVE-SOUPAPE (3.382)	24	24	UR
	K0F-A3751-K0	LIFTER, VALVE (3.402) LEVE-SOUPAPE (3.402)	24	24	UR

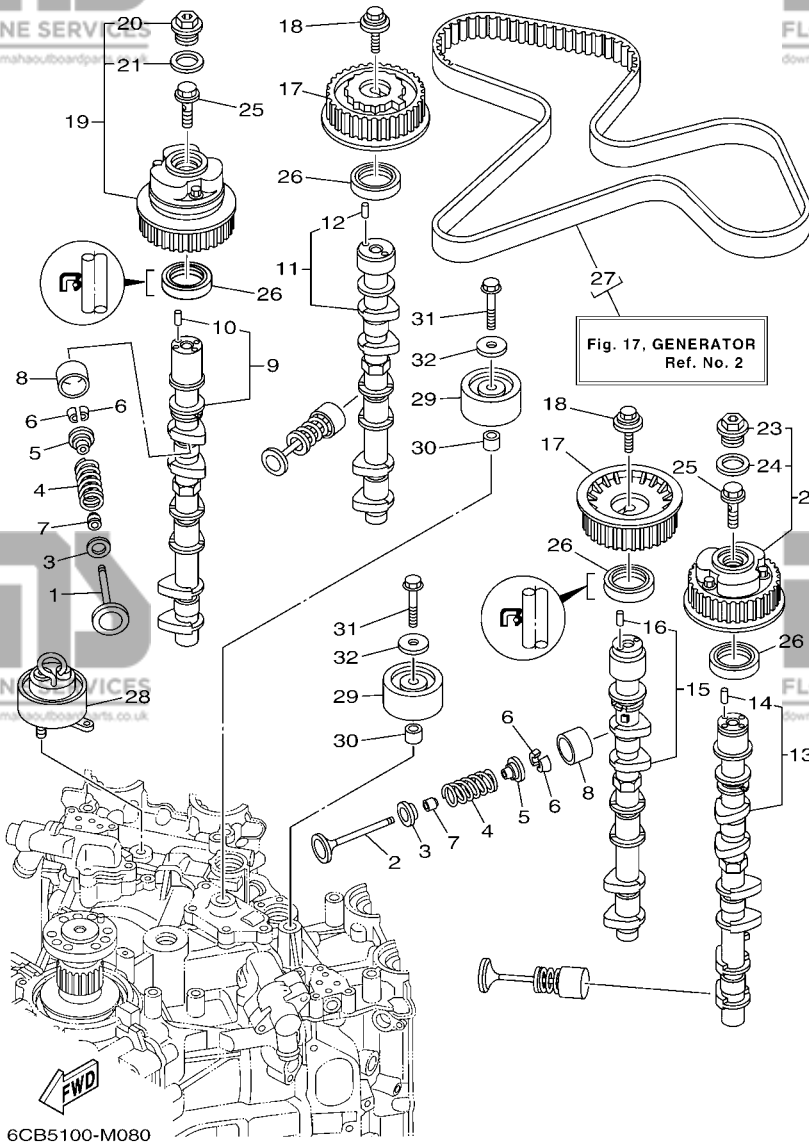


6CB5100-M080

FIG. 8 VALVE

SOUPAPE

REF. NO.	PART NO. N° PIECES	DESCRIPTION DESCRIPTION	6CLES	6CFS	REMARKS REMARQUES
8	K0F-A3751-L0	LIFTER, VALVE (3.422) LEVE-SOUPAPE (3.422)	24	24	UR
	K0F-A3751-M0	LIFTER, VALVE (3.442) LEVE-SOUPAPE (3.442)	24	24	UR
	K0F-A3751-N0	LIFTER, VALVE (3.462) LEVE-SOUPAPE (3.462)	24	24	UR
	K0F-A3751-P0	LIFTER, VALVE (3.482) LEVE-SOUPAPE (3.482)	24	24	UR
	K0F-A3751-R0	LIFTER, VALVE (3.502) LEVE-SOUPAPE (3.502)	24	24	UR
	K0F-A3751-S0	LIFTER, VALVE (3.522) LEVE-SOUPAPE (3.522)	24	24	UR
	K0F-A3751-T0	LIFTER, VALVE (3.542) LEVE-SOUPAPE (3.542)	24	24	UR
	K0F-A3753-00	LIFTER, VALVE (3.562) LEVE-SOUPAPE (3.562)	24	24	UR
	K0F-A3753-10	LIFTER, VALVE (3.582) LEVE-SOUPAPE (3.582)	24	24	UR
	K0F-A3753-20	LIFTER, VALVE (3.602) LEVE-SOUPAPE (3.602)	24	24	UR
	K0F-A3753-30	LIFTER, VALVE (3.625) LEVE-SOUPAPE (3.625)	24	24	UR
	K0F-A3753-40	LIFTER, VALVE (3.650) LEVE-SOUPAPE (3.650)	24	24	UR
	K0F-A3753-50	LIFTER, VALVE (3.675) LEVE-SOUPAPE (3.675)	24	24	UR
	K0F-A3753-60	LIFTER, VALVE (3.700) LEVE-SOUPAPE (3.700)	24	24	UR
	K0F-A3753-70	LIFTER, VALVE (3.725) LEVE-SOUPAPE (3.725)	24	24	UR
9	6CB-12171-00	CAMSHAFT 1 ARBRE A CAMES 1	1	1	
10	93605-10108	.PIN, DOWEL .AXE	1	1	
11	6CB-12181-00	CAMSHAFT 2 ARBRE A CAMES 2	1	1	
12	93605-10108	.PIN, DOWEL .AXE	1	1	
13	6CB-12172-00	CAMSHAFT 3 ARBRE A CAMES 3	1	1	
14	93605-10108	.PIN, DOWEL .AXE	1	1	
15	6CB-12182-00	CAMSHAFT 4 ARBRE A CAMES 4	1	1	
16	93605-10108	.PIN, DOWEL .AXE	1	1	
17	6CB-11567-00	GEAR, DRIVEN 2 PIGNON SECONDAIRE 2	2	2	
18	90119-10050	BOLT, WITH WASHER BOULON, AVEC RONDELLE	2	2	
19	6CB-12645-01	PULLEY ASSY 1 POULIE COMPLET 1	1	1	
20	6P2-12623-00	.BOLT .BOULON	1	1	



6CB5100-M080

FIG. 8 VALVE

SOUPAPE

REF. NO.	PART NO. N° PIECES	DESCRIPTION DESCRIPTION	6CES	6CF5	REMARKS REMARQUES
21	6P2-12663-00	.GASKET .JOINT	1	1	
22	6CB-1264A-01	PULLEY ASSY 2 POULIE COMPLET 2	1	1	
23	6P2-12623-00	.BOLT .BOULON	1	1	
24	6P2-12663-00	.GASKET .JOINT	1	1	
25	6P2-12615-00	BOLT BOULON	2	2	
26	93102-38008	OIL SEAL JOINT SPY	4	4	
27	6CB-W4624-00	BELT (WITH ROTOR BOLTS) COURROIE (AVEC BOULON)	1	1	
28	6CB-11590-01	TENSIONER ASSY TENDEUR (ENS.)	1	1	
29	6CB-15512-00	GEAR, IDLER 1 PIGNON, INTERMEDIAIRE 1	2	2	
30	99530-14016	PIN, DOWEL GOUJON, D'ASSEMBLAGE	2	2	
31	90119-10M07	BOLT, WITH WASHER BOULON, AVEC RONDELLE	2	2	
32	90201-10M01	WASHER, PLATE RONDELLE, PLATE	2	2	

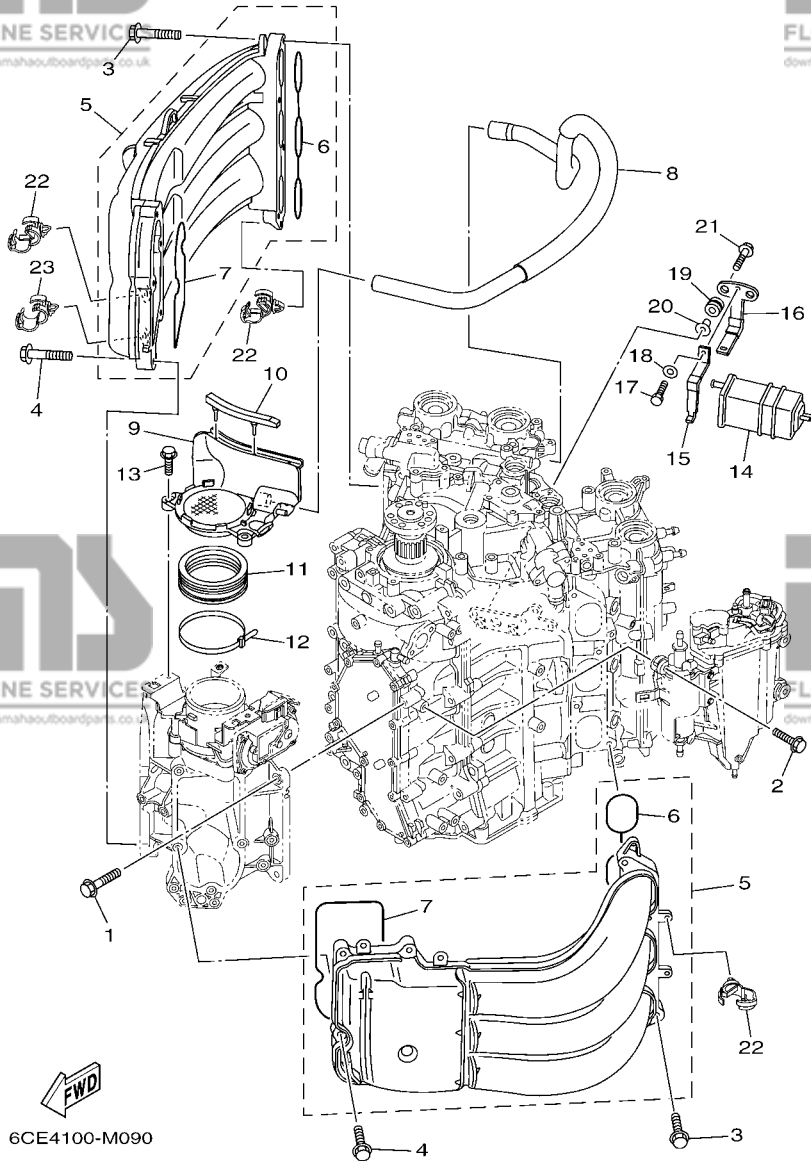


FIG. 9 INTAKE 1

ADMISSION 1

REF. NO.	PART NO. N° PIECES	DESCRIPTION DESCRIPTION	6CES	6CFS	REMARKS REMARQUES
1	95875-08030	BOLT, FLANGE BOULON, A COLLERETTE	4	4	
2	90119-06M24	BOLT, WITH WASHER BOULON, AVEC RONDELLE	4	4	
3	90119-08020	BOLT, WITH WASHER BOULON, AVEC RONDELLE	8	8	
4	90105-06035	BOLT, FLANGE BOULON	10	10	
5	6CE-13641-00	MANIFOLD, INTAKE 1 TUBULURE, ADMISSION 1	2	2	
6	6CB-13645-00	.GASKET, MANIFOLD 1 .JOINT, TUBULURE 1	1	1	
7	6CB-13646-00	.GASKET, MANIFOLD 2 .JOINT, TUBULURE 2	1	1	
8	6CB-15373-00	PIPE, BREATHER DURITE DE RENIFLARD	1	1	
9	6CB-14440-01	SILENCER ASSY, INTAKE SIENCIEUX D'ADMISSION	1	1	
10	6CB-85547-00	DAMPER AMORTISSEUR	1	1	
11	6AW-1441J-00	PIPE, SILENCER DURITE, DE SIENCIEUX	1	1	
12	90464-99004	CLAMP BRIDE	1	1	
13	95895-06020	BOLT, FLANGE BOULON	2	2	
14	69J-24170-00	CANISTER ASSY BANDE, RASERVOIR A ESSENCE	1	1	
15	69J-2419A-01	HOLDER SUPPORT	1	1	
16	69J-2134X-00	BRACKET, CANISTER SUPPORT	1	1	
17	97095-06016	BOLT BOULON	1	1	
18	92995-06600	WASHER RONDELLE	1	1	
19	90480-10M23	GROMMET PASSE-FIL	2	2	
20	90387-06289	COLLAR COLLERETTE	2	2	
21	90119-06M17	BOLT, WITH WASHER BOULON, AVEC RONDELLE	2	2	
22	90464-13249	CLAMP BRIDE	8	8	
23	90464-20181	CLAMP BRIDE	1	1	

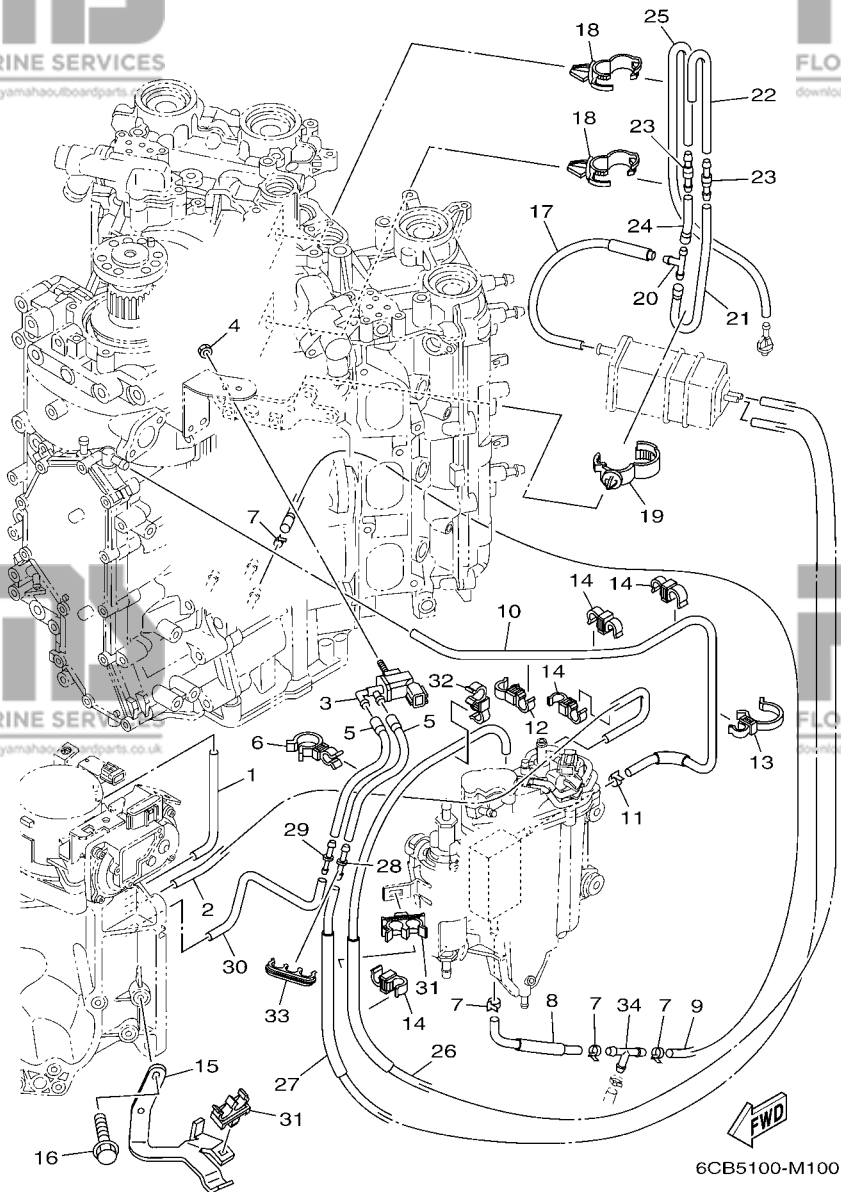


FIG. 10 INTAKE 2

ADMISSION 2

REF. NO.	PART NO. N° PIECES	DESCRIPTION DESCRIPTION	6CES	6CF5	REMARKS REMARQUES
1	6CB-13533-00	HOSE, VACUUM SENSING 4 DURITE 4	1	1	
2	6CB-13532-10	HOSE, VACUUM SENSING 3 DURITE 3	1	1	
3	6C5-86120-00	SOLENOID VALVE ASSY SOLENOIDE	1	1	
4	95380-06600	NUT, HEXAGON ECROU	1	1	
5	6CB-2416A-00	HOSE DURITE	2	2	
6	90464-23001	CLAMP BRIDE	2	2	
7	90465-11M10	CLAMP BRIDE	4	4	
8	6CE-12482-10	PIPE 2 DURITE 2	1	1	
9	90445-097F7	HOSE (L780) DURITE (L780)	1	1	
10	6CB-12484-00	PIPE 4 DURITE 4	1	1	
11	90465-11M10	CLAMP BRIDE	1	1	
12	90464-12010	CLAMP BRIDE	1	1	
13	90464-26002	CLAMP BRIDE	1	1	
14	90464-09013	CLAMP BRIDE	4	4	
15	6CB-13782-00	STAY SUPPORT	1	1	
16	95895-06016	BOLT, FLANGE BOULON	2	2	
17	6CB-13545-00	HOSE 1 DURITE 1	1	1	
18	90464-20181	CLAMP BRIDE	2	2	
19	90464-07209	CLAMP BRIDE	1	1	
20	688-24378-00	PIPE, JOINT 3 DURITE RACCORDEMENT 3	1	1	
21	6CB-13546-00	HOSE 2 DURITE 2	1	1	
22	6CB-13547-00	HOSE 3 DURITE 3	1	1	
23	6E5-21744-00	BREATHER RENIFLARD	2	2	
24	6CB-13548-00	HOSE, AIR 4 DURITE, A AIR 4	1	1	
25	6CB-12483-00	PIPE 3 DURITE 3	1	1	
26	6CB-1475A-00	PIPE 1 DURITE 1	1	1	
27	6CB-1475F-00	PIPE 3 DURITE 3	1	1	

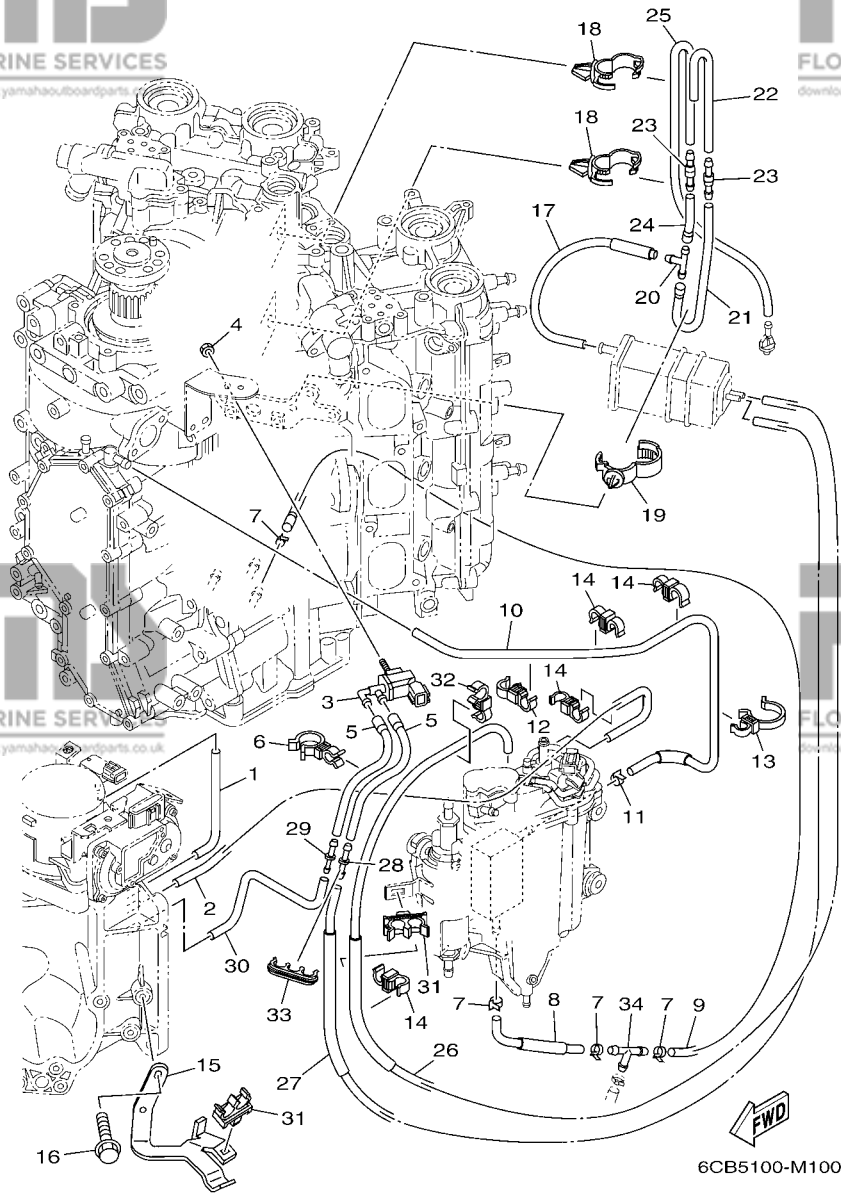
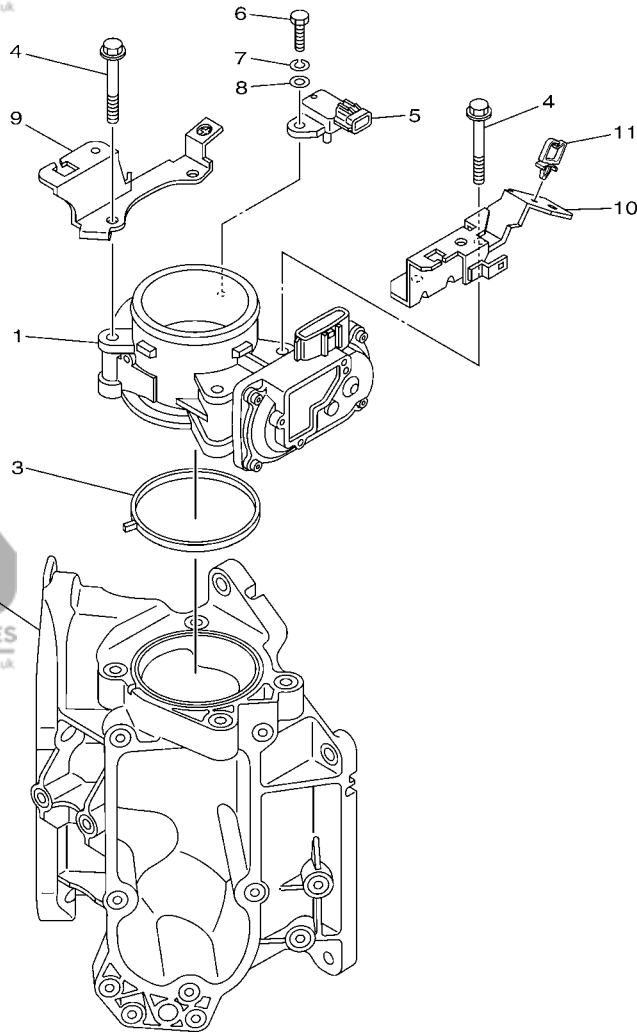


FIG. 10 INTAKE 2

ADMISSION 2

REF. NO.	PART NO. N° PIECES	DESCRIPTION DESCRIPTION	6CES	6CF5	REMARKS REMARQUES
28	6G8-24376-00	PIPE, JOINT 1 DURITE 1, RACCORDEMENT	1	1	
29	6CB-14989-00	ORIFICE, AIR VENT ORIF1CE	1	1	
30	6CB-1475G-00	PIPE 4 DURITE 4	1	1	
31	90464-11012	CLAMP BRIDE	2	2	
32	90464-12010	CLAMP BRIDE	1	1	
33	90464-10011	CLAMP BRIDE	1	1	
34	688-24378-00	PIPE, JOINT 3 DURITE RACCORDEMENT 3	1	1	

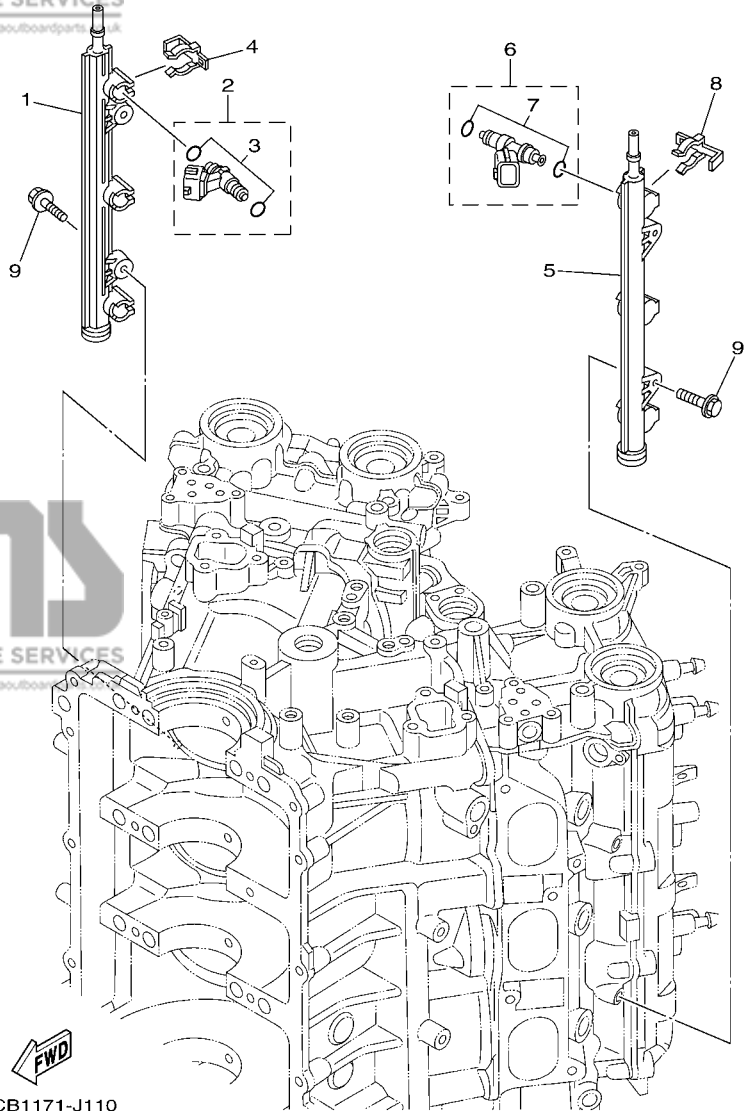


6CB3110-L100

FIG. 11 THROTTLE BODY ASSY 1

CARTER D'ACCELERATEUR 1

REF. NO.	PART NO. N° PIECES	DESCRIPTION DESCRIPTION	6CES	6CF5	REMARKS REMARQUES
1	6CB-13751-00	BODY, THROTTLE 1 CARTER 1	1	1	
2	6CB-13711-00	MIXING BODY CHAMBRE DE MELANGE	1	1	
3	6CB-13556-00	GASKET, MANIFOLD JOINT, TUBULURE	1	1	
4	95875-08060	BOLT, FLANGE BOULON, A COLLERETTE	4	4	
5	6P2-82380-00	SENSOR, PRESSURE SONDE DE PRESSION	1	1	
6	97075-06020	BOLT BOULON	1	1	
7	92995-06100	WASHER, SPRING RONDELLE, GROWER	1	1	
8	92995-06600	WASHER RONDELLE	1	1	
9	6CB-13898-00	HOLDER SUPPORT	1	1	
10	6CB-13898-10	HOLDER SUPPORT	1	1	
11	90464-08004	CLAMP BRIDE	1	1	



6CB1171-J110

FIG. 12 THROTTLE BODY ASSY 2

CARTER D'ACCELERATEUR 2

REF. NO.	PART NO. N° PIECES	DESCRIPTION DESCRIPTION	6CES	6CF5	REMARKS REMARQUES
1	6CB-13161-00	PIPE, DELIVERY 1 DURITE REFOULEMENT 1	1	1	
2	6AW-13761-00	INJECTOR INJECTEUR	3	3	
3	6AW-1410B-00	.PACKING KIT .POCHETTE DE JOINTS	1	1	
4	6CB-13577-00	CLIP AGRAFE	3	3	
5	6CB-13171-00	PIPE, DELIVERY 2 DURITE REFOULEMENT	1	1	
6	6AW-13761-00	INJECTOR INJECTEUR	3	3	
7	6AW-1410B-00	.PACKING KIT .POCHETTE DE JOINTS	1	1	
8	6CB-13577-00	CLIP AGRAFE	3	3	
9	90105-06M08	BOLT, FLANGE BOULON	4	4	

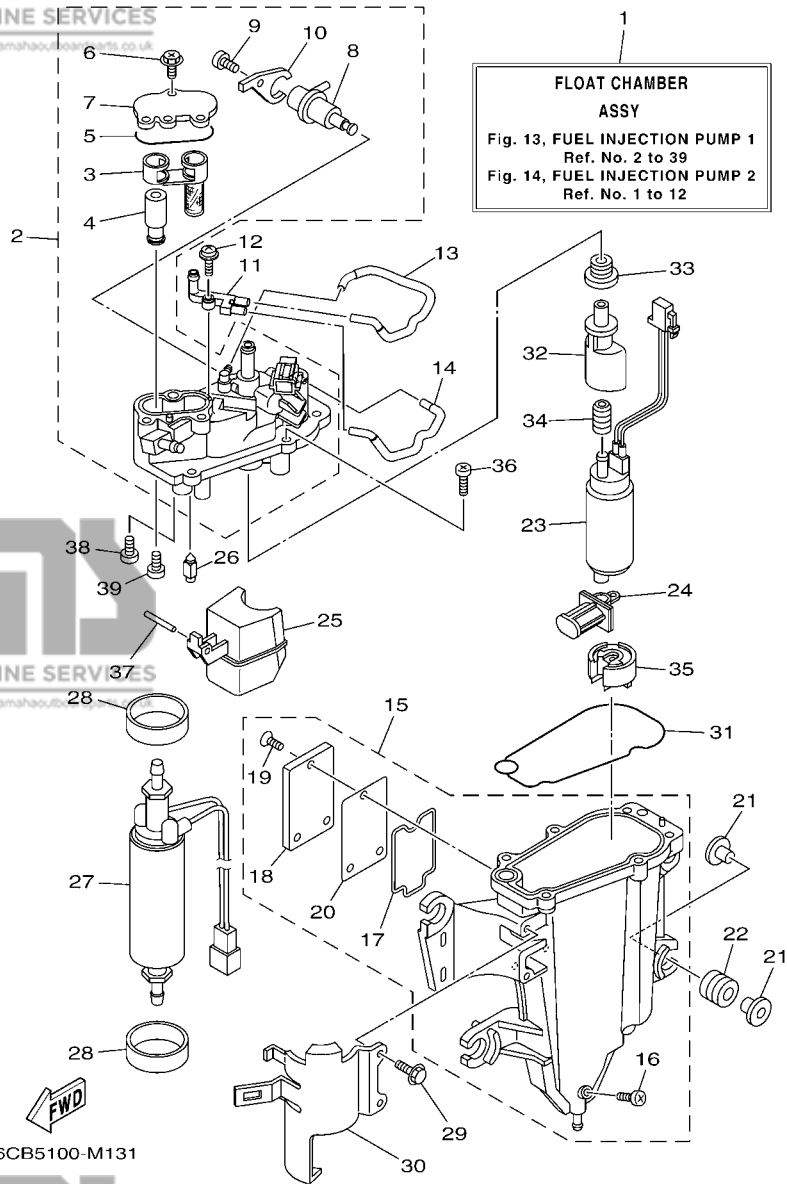


FIG. 13 FUEL INJECTION PUMP 1

POMPE A INJECTEUR 1

REF. NO.	PART NO. N° PIECES	DESCRIPTION DESCRIPTION	6CES	6CF5	REMARKS REMARQUES
1	6CB-14180-05	FLOAT CHAMBER ASSY CUVE DE FLOTTEUR	1	1	
2	6CB-14182-02	COVER, FLOAT CHAMBER COUVERCLE, CUVE DE FLOTTEUR	1	1	
3	6CB-24501-01	.FILTER, FUEL .FILTRE	1	1	
4	6CB-24460-00	.RELIEF VALVE ASSY .SOUPAPE DE SECURITE COMPLET	1	1	
5	6CB-13016-00	.O-RING .JOINT TORIQUE	1	1	
6	6CB-14216-00	.SCREW .VIS	3	3	
7	6CB-24217-00	.COVER .COUVERCLE	1	1	
8	6CB-13906-01	.REGULATOR, PRESSURE .REGULATEUR DE PRESSION	1	1	
9	6CB-14564-00	.SCREW .VIS	1	1	
10	6CB-14146-00	.PLATE .PLAQUE	1	1	
11	68V-24379-10	PIPE, JOINT 4 DURITE RACCORDEMENT 4	1	1	
12	68V-14216-00	SCREW VIS	1	1	
13	6CB-1475H-00	PIPE 5 DURITE 5	1	1	
14	6CB-1475J-00	PIPE 6 DURITE 6	1	1	
15	6CB-14181-01	BODY, FLOAT CHAMBER 1 CORPS, CUVE DE FLOTTEUR 1	1	1	
16	6P2-14191-00	.PLUG, DRAIN .PLOT, VIDANGE	1	1	
17	6CB-14239-00	.SEAL JOINT	1	1	
18	6CB-24452-10	.COVER .COUVERCLE	1	1	
19	6CB-14429-01	.SCREW .VIS	3	3	
20	6CB-24482-00	.GASKET 1 .JOINT 1	1	1	
21	69J-13716-00	COLLAR COLLERETTE	8	8	
22	6CB-13593-00	DAMPER AMORTISSEUR	4	4	
23	6CB-13907-10	FUEL PUMP COMP. POMPE A CARBURANT COMP.	1	1	
24	63P-13915-00	FILTER FILTRE	1	1	
25	6CB-14985-00	FLOAT FLOTTEUR	1	1	
26	6CB-14546-00	VALVE, NEEDLE POINTEAU	1	1	
27	6CB-24410-00	FUEL PUMP ASSY POMPE A ESSENCE	1	1	

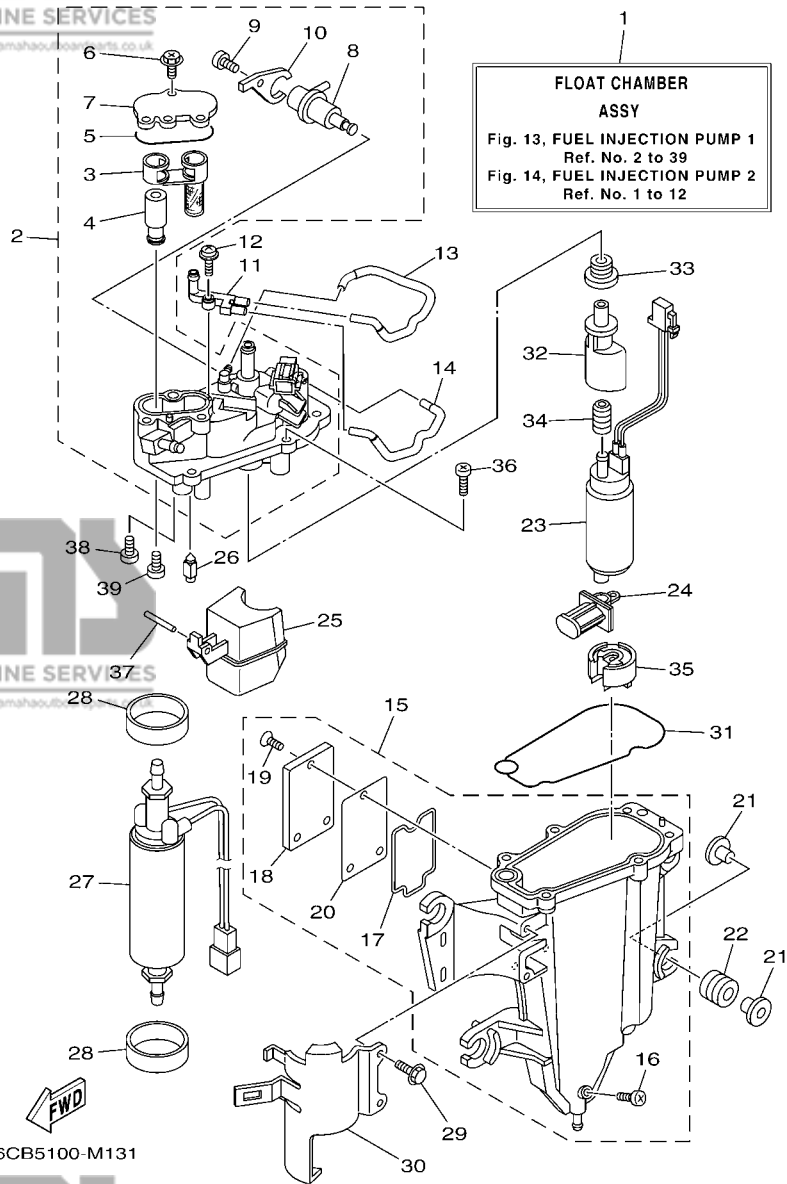


FIG. 13 FUEL INJECTION PUMP 1

POMPE A INJECTEUR 1

REF. NO.	PART NO. N° PIECES	DESCRIPTION DESCRIPTION	6CES	6CFS	REMARKS REMARQUES
28	6CB-24492-00	BUSH, FUEL PUMP BAGUE	2	2	
29	6CB-24592-00	BOLT BOLTE	2	2	
30	6CB-24491-00	BRACKET, FUEL PUMP SUPPORT, POMPE A ESSENCE	1	1	
31	6CB-14984-00	GASKET, FLOAT CHAMBER JOINT, CUVE DE FLOTTEUR	1	1	
32	6AW-13132-00	JOINT RACCORD	1	1	
33	6CB-1447B-00	BUSH 1 DOUILLE 1	1	1	
34	6AW-13781-00	DAMPER, PUMP AMORTISSEUR, POMPE	1	1	
35	6AW-13784-00	COVER, PUMP COUVERCLE, POMPE	1	1	
36	63P-14567-00	SCREW VIS	6	6	
37	6P2-14386-00	PIN, FLOAT AXE, FLOTTEUR	1	1	
38	4SV-24453-00	SCREW VIS	1	1	
39	98507-04008	SCREW, PAN HEAD VIS, TETE TRONCONIQUE	1	1	

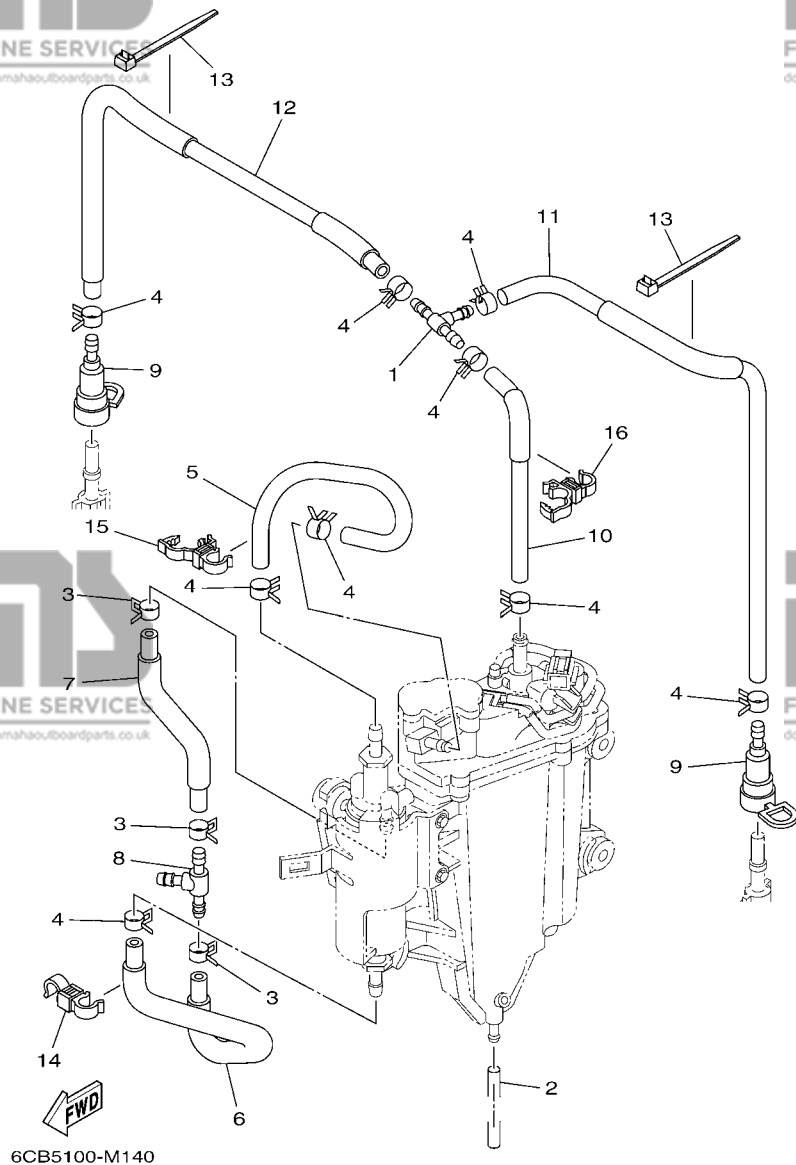


FIG. 14 FUEL INJECTION PUMP 2

POMPE A INJECTEUR 2

REF. NO.	PART NO. N° PIECES	DESCRIPTION DESCRIPTION	6CE5	6CF5	REMARKS REMARQUES
1	6CB-24461-00	PIPE, JOINT DURITE, RACCORDEMENT	1	1	
2	6P2-14149-00	PIPE DURITE	1	1	
3	69J-14137-00	CLIP JONC	3	3	
4	68V-13577-00	CLIP AGRAFE	9	9	
5	6CB-24324-00	PIPE 13 DURITE 13	1	1	
6	6CB-24317-00	PIPE 7 DURITE 7	1	1	
7	6CB-24323-00	PIPE 12 DURITE 12	1	1	
8	6E5-24378-00	PIPE, JOINT 3 DURITE, RACCORDEMENT 3	1	1	
9	60E-24300-01	FUEL PIPE JOINT DURITE RACCORDEMT. A ESSENCE	2	2	
10	6CB-13971-01	PIPE, FUEL 1 TUBE 1, CARBURANT	1	1	
11	6CB-13974-01	PIPE, FUEL 4 TUBE 4, CARBURANT	1	1	
12	6CB-13972-00	PIPE, FUEL 2 TUBE 2, CARBURANT	1	1	
13	90465-14M66	CLAMP BRIDE	2	2	
14	90464-12009	CLAMP BRIDE	1	1	
15	90464-12012	CLAMP BRIDE	1	1	
16	90464-12012	CLAMP BRIDE	1	1	

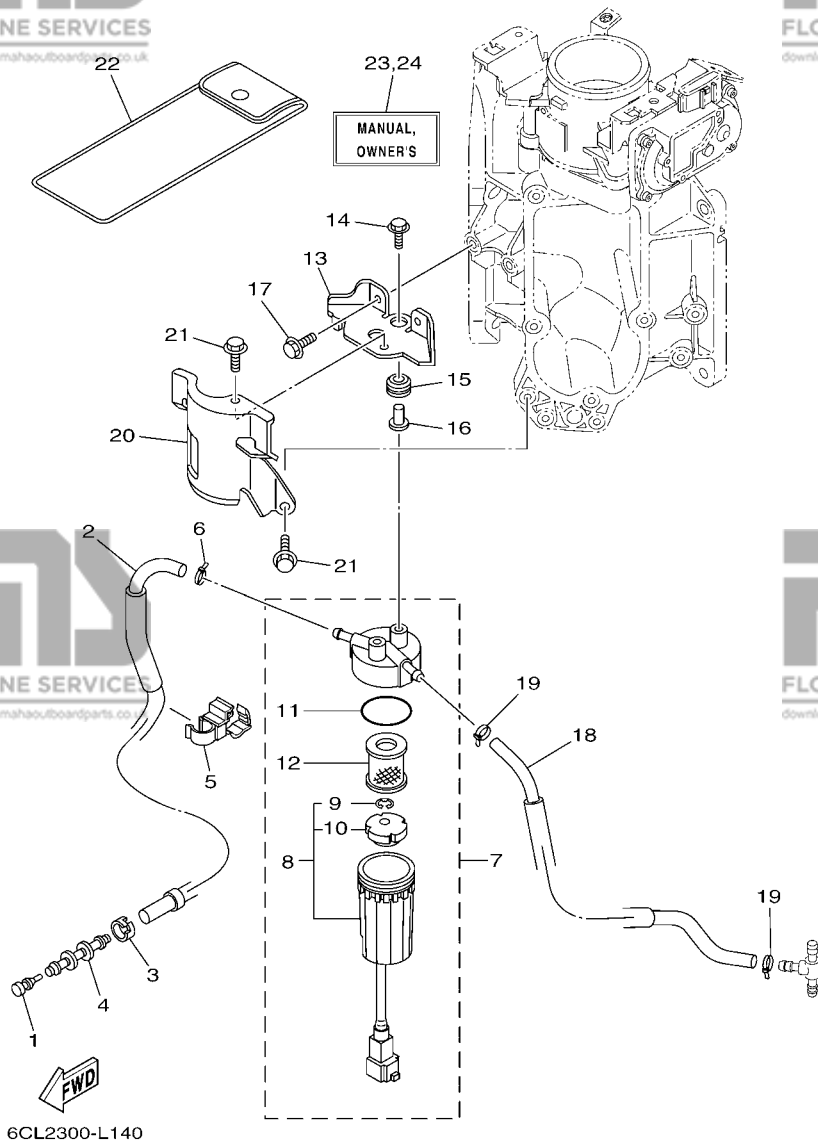


FIG. 15 FUEL 1

CARBURANT 1

REF. NO.	PART NO. N° PIECES	DESCRIPTION DESCRIPTION	6CES	6CF5	REMARKS REMARQUES
1	689-85547-00	DAMPER AMORTISSEUR	1	1	
2	6CB-24314-01	PIPE 4 DURITE 4	1	1	FOR F(L)300BET FOR F(L)300BET
	6CB-24314-11	PIPE 4 DURITE 4	1	1	FOR F(L)300BET1 FOR F(L)300BET1
3	6E5-24351-51	BAND 1 COLLIER 1	1	1	
4	6AW-24377-01	PIPE, JOINT 2 DURITE RACCORDEMENT 2	1	1	
5	90464-12012	CLAMP BRIDE	1	1	
6	90465-11M10	CLAMP BRIDE	1	1	
7	6P3-24560-22	FILTER ASSY ENS FILTRE	1	1	
8	6P3-24562-21	.CUP, FILTER .CUVETTE, FILTRE	1	1	
9	6P3-24519-00	..CLIP ..JONC	1	1	
10	6P3-24469-00	..FLOAT, WATER LEVEL ..FLOTTEUR	1	1	
11	6P3-24564-00	.GASKET .JOINT	1	1	
12	6P3-24563-01	.ELEMENT, FILTER .ELEMENT, FILTRE	1	1	
13	6CB-24566-00	BRACKET, FILTER SUPPORT, FILTRE	1	1	
14	90119-06M17	BOLT, WITH WASHER BOULON, AVEC RONDELLE	2	2	
15	90480-10M23	GROMMET PASSE-FIL	2	2	
16	90387-06289	COLLAR COLLERETTE	2	2	
17	95895-06016	BOLT, FLANGE BOULON	2	2	
18	6CB-24313-00	PIPE 3 DURITE 3	1	1	FOR F(L)300BET FOR F(L)300BET
	6CB-24313-10	PIPE 3 DURITE 3	1	1	FOR F(L)300BET1 FOR F(L)300BET1
19	90465-11M10	CLAMP BRIDE	2	2	
20	6CB-24596-01	COVER COUVERCLE	1	1	
21	95895-06014	BOLT, FLANGE BOULON	2	2	
22	69J-28100-01	TOOL KIT TROUSSE A OUTILS	1	1	AP AP
23	6CE-28199-73-E0	MANUAL, OWNER'S MANUEL D'UTILISATION	1	1	UR (E) UR (E)
	6CE-28199-73-F0	MANUAL, OWNER'S MANUEL D'UTILISATION	1	1	UR (F) UR (F)
	6CE-28199-73-S0	MANUAL, OWNER'S MANUEL D'UTILISATION	1	1	UR (ES) UR (ES)

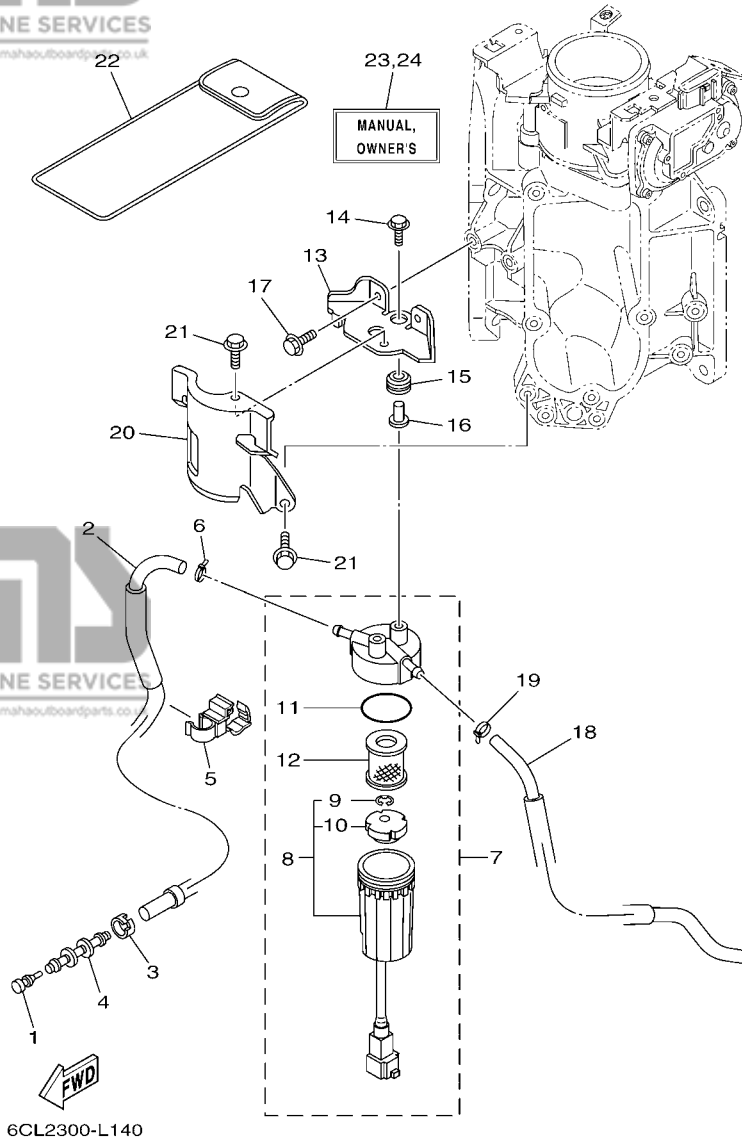
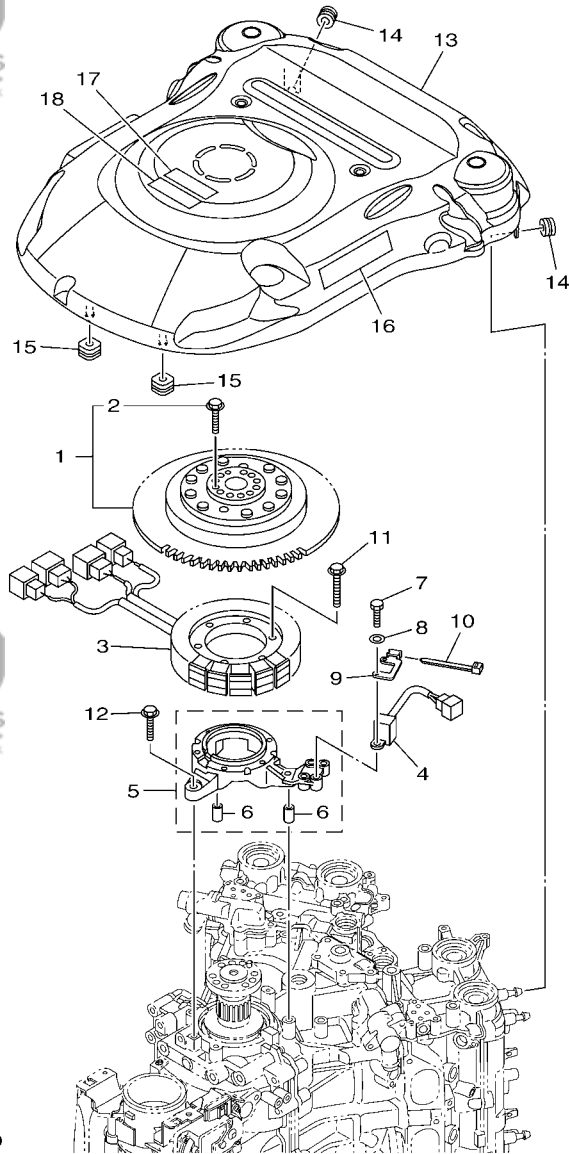


FIG. 15 FUEL 1

CARBURANT 1

REF. NO.	PART NO. N° PIECES	DESCRIPTION DESCRIPTION	6CES	6CF5	REMARKS REMARQUES
23	6CE-28199-73-G0	MANUAL,OWNER'S MANUEL D'UTILISATION	1	1	UR (D) UR (D)
	6CE-28199-73-D0	MANUAL,OWNER'S MANUEL D'UTILISATION	1	1	UR (NL) UR (NL)
	6CE-28199-73-H0	MANUAL,OWNER'S MANUEL D'UTILISATION	1	1	UR (I) UR (I)
24	6CE-28199-83-K0	MANUAL,OWNER'S MANUEL D'UTILISATION	1	1	UR (DK) UR (DK)
	6CE-28199-83-R0	MANUAL,OWNER'S MANUEL D'UTILISATION	1	1	UR (GR) UR (GR)
	6CE-28199-83-P0	MANUAL,OWNER'S MANUEL D'UTILISATION	1	1	UR (P) UR (P)
	6CE-28199-83-N0	MANUAL,OWNER'S MANUEL D'UTILISATION	1	1	UR (N) UR (N)
	6CE-28199-83-M0	MANUAL,OWNER'S MANUEL D'UTILISATION	1	1	UR (S) UR (S)
	6CE-28199-83-L0	MANUAL,OWNER'S MANUEL D'UTILISATION	1	1	UR (SF) UR (SF)

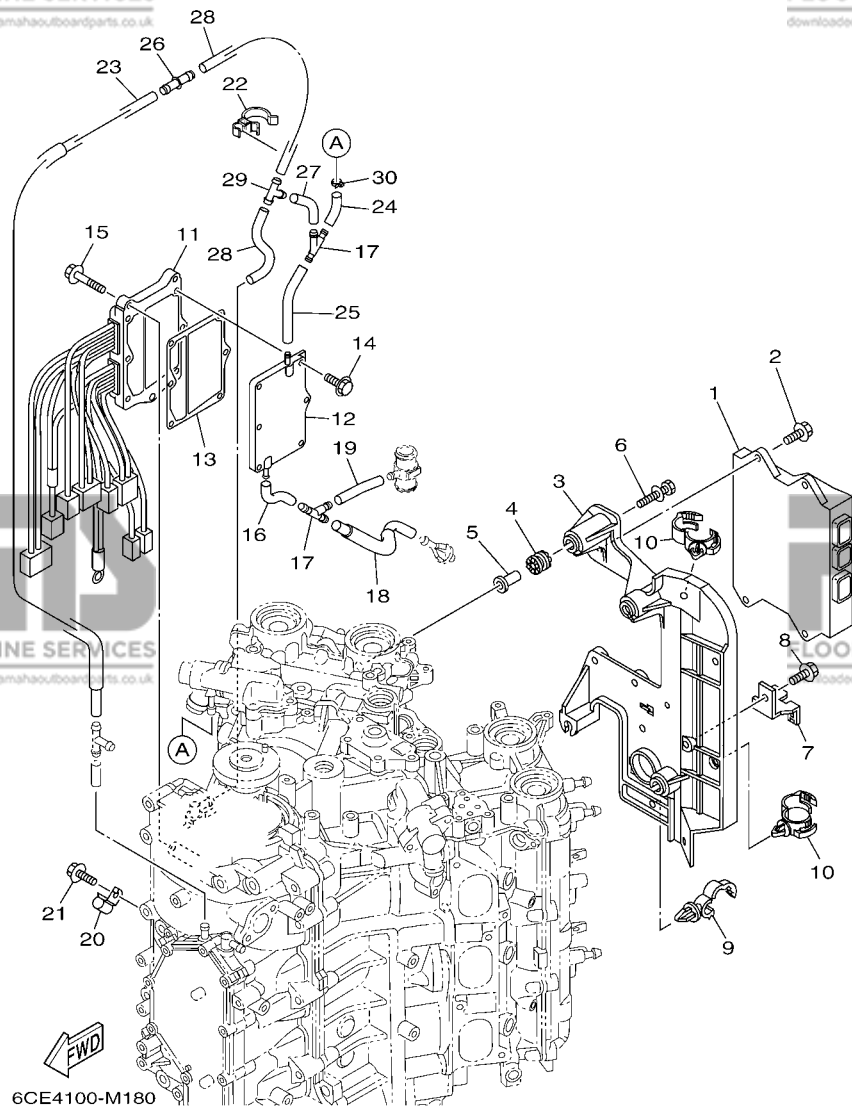


6CE5300-N170

FIG. 17 GENERATOR

GENERATRICE

REF. NO.	PART NO. N° PIECES	DESCRIPTION DESCRIPTION	6CES	6CF5	REMARKS REMARQUES
1	6CE-W8145-01	ROTOR ASSY WITH BOLTS ROTOR COMPLET AVEC BOULON	1	1	
2	6AW-W9011-00	.BOLT SET (FOR ROTOR ASSY) .BOULON ENS. (POUR ROTOR COMPL)	1	1	
3	6CE-81410-00	STATOR ASSY STATOR COMPLET	1	1	
4	6CB-85580-00	COIL, PULSER BOBINE, PULSEUR	1	1	
5	6CB-85561-00	BASE, MAGNETO BASE, MAGNETO	1	1	
6	99530-08012	.PIN, DOWEL .GOUJON, D'ASSEMBLAGE	2	2	
7	97095-05020	BOLT BOULON	2	2	
8	92995-05600	WASHER RONDELLE	2	2	
9	6CE-85592-00	STAY, PULSER SUPPORT, PULSATION BOBINE	1	1	
10	90465-11M10	CLAMP BRIDE	1	1	
11	95022-06035	BOLT, FLANGE BOULON, A COLLERETTE	6	6	
12	95895-06030	BOLT, FLANGE BOULON	4	4	
13	6CB-81337-01	COVER, FLYWHEEL COUVERCLE, VOLANT	1	1	
14	90480-12314	GROMMET PASSE-FIL	2	2	
15	6CB-85516-00	SPACER ENTRETOISE	2	2	
16	6CE-13437-60	MARK, CAUTION MAKER	1	1	
17	6AH-81994-40	LABEL, SAFETY ETIQUETTE, SECURITE	1	1	
18	6AH-81994-50	LABEL, SAFETY ETIQUETTE, SECURITE	1	1	



6CE4100-M180

FIG. 18 ELECTRICAL 1

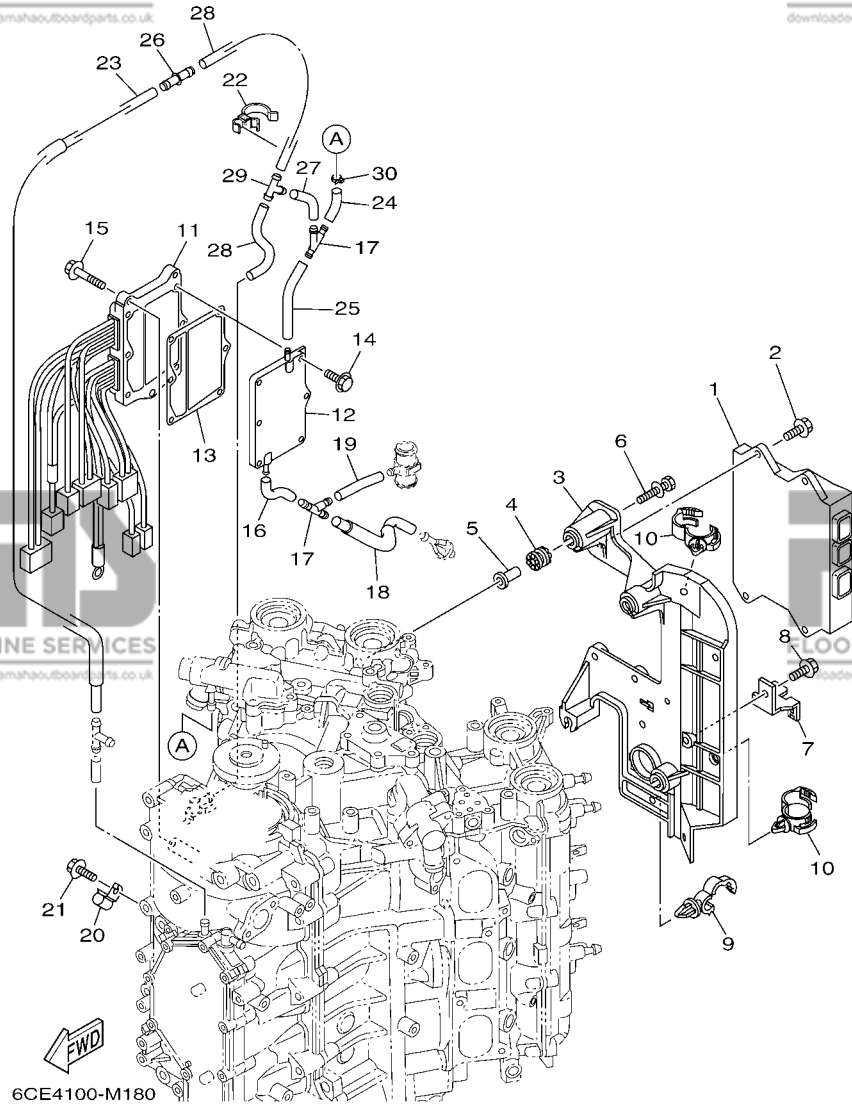
PARTIE ELECTRIQUE 1

REF. NO.	PART NO. N° PIECES	DESCRIPTION DESCRIPTION	6CES	6CFS	REMARKS REMARQUES
1	6CE-8591A-04	ENGINE CONTROL UNIT ASSY BLOC DE CONTROL	1	1	
2	95895-06020	BOLT, FLANGE BOULON	4	4	
3	6CB-82316-01	BRACKET, IGNITION COIL SUPPORT, BOBINE D'ALLUMAGE	1	1	
4	64J-85516-00	SPACER ENTRETOISE	4	4	
5	69M-42758-01	COLLAR ENTRETOISE	4	4	
6	90119-06M56	BOLT, WITH WASHER BOULON, AVEC RONDELLE	4	4	
7	6BR-81845-00	PLATE PLAQUE	1	1	
8	95895-06012	BOLT, FLANGE BOULON	1	1	
9	90464-13249	CLAMP BRIDE	1	1	
10	90464-20181	CLAMP BRIDE	2	2	
11	6CE-81960-00	RECTIFIER & REGULATOR ASSY REDRESSEUR REGULATEUR CPLT	1	1	
12	6CE-81972-00-9S	COVER, RECTIFIER COUVERCLE, REDRESSEUR	1	1	
13	6CE-81975-00	PLATE, RECTIFIER FITTING PLAQUE, FIXATION DU REDRESSEUR	1	1	
14	90119-06MA3	BOLT, WITH WASHER BOULON, AVEC RONDELLE	6	6	
15	95895-06025	BOLT, FLANGE BOULON	3	3	
16	6CE-1248A-00	PIPE 8 DURITE 8	1	1	
17	6CE-24377-00	PIPE, JOINT 2 DURITE RACCORDEMENT 2	2	2	
18	6CE-12483-00	PIPE 3 DURITE 3	1	1	
19	90445-107A5	HOSE (L30) DURITE (L30)	1	1	
20	90462-06013	CLAMP BRIDE	1	1	
21	95023-06012	BOLT BOULON, A COLLERETTE	1	1	
22	90464-26002	CLAMP BRIDE	1	1	
23	6CE-12481-10	PIPE 1 DURITE 1	1	1	
24	6CE-14872-00	PIPE 2 DURITE 2	1	1	
25	6CE-12485-00	PIPE 5 DURITE 5	1	1	
26	6CE-24376-00	PIPE, JOINT 1 DURITE 1, RACCORDEMENT	1	1	
27	6CE-14872-00	PIPE 2 DURITE 2	1	1	

FIG. 18 ELECTRICAL 1

PARTIE ELECTRIQUE 1

REF. NO.	PART NO. N° PIECES	DESCRIPTION DESCRIPTION	6CES	6CF5	REMARKS REMARQUES
28	90445-09068	HOSE (L110) DURITE (L110)	2	2	
29	688-24378-00	PIPE, JOINT 3 DURITE RACCORDEMENT 3	1	1	
30	90465-11M10	CLAMP BRIDE	1	1	

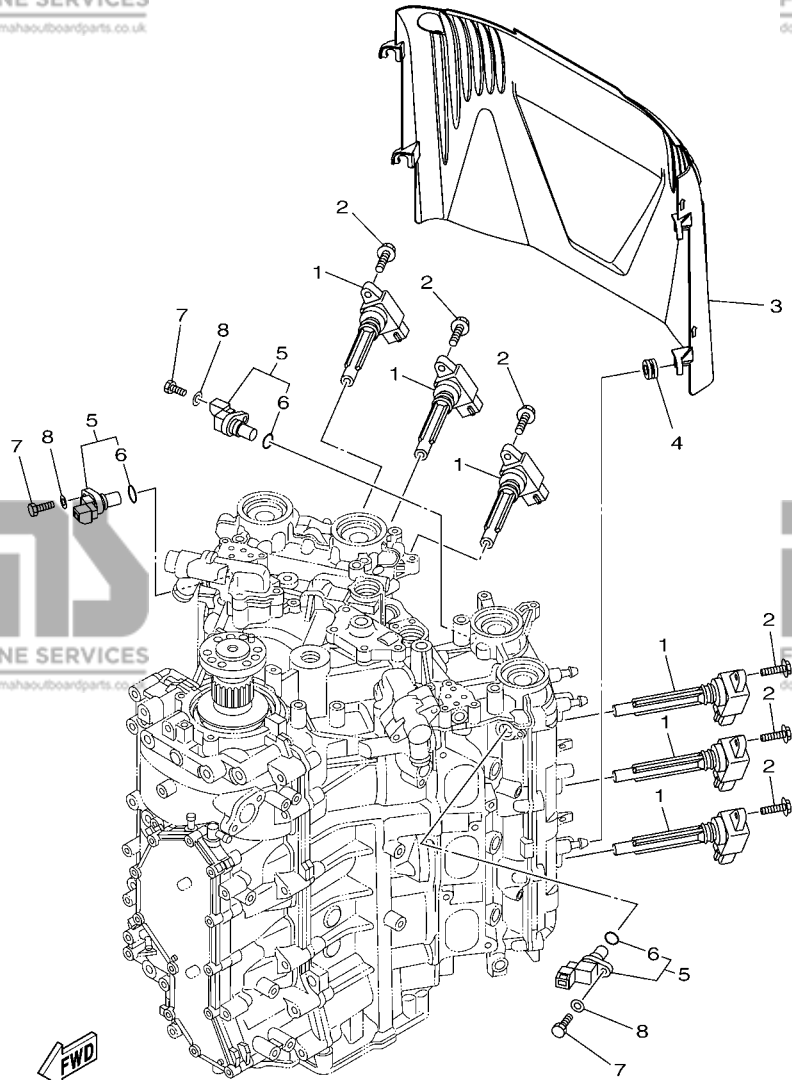


6CE4100-M180

FIG. 19 ELECTRICAL 2

PARTIE ELECTRIQUE 2

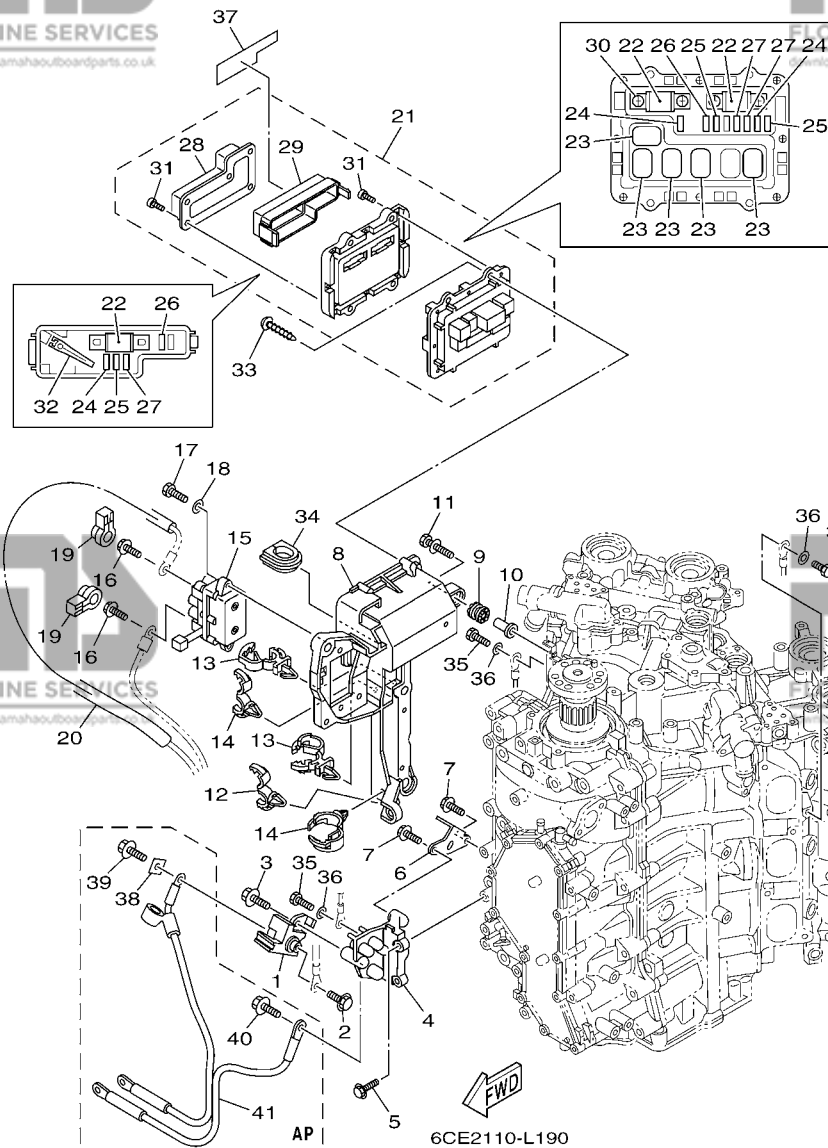
REF. NO.	PART NO. N° PIECES	DESCRIPTION DESCRIPTION	6CES	6CF5	REMARKS REMARQUES
1	6CB-82310-00	IGNITION COIL ASSY BOBINE D'ALLUMAGE	6	6	
2	95895-06025	BOLT, FLANGE BOULON	6	6	
3	6CB-82314-00	COVER, IGNITION COIL COUVERCLE, BOBINE D'ALLUMAGE	1	1	
4	90480-12314	GROMMET PASSE-FIL	4	4	
5	6P2-85896-00	SENSOR, CAM POSITION SONDE DE CAME	3	3	
6	6P2-85075-00	O-RING JOINT TORIQUE	1	1	
7	97095-06020	BOLT BOULON	3	3	
8	92995-06600	WASHER RONDELLE	3	3	



6CB2110-K180

FIG. 20 ELECTRICAL 3

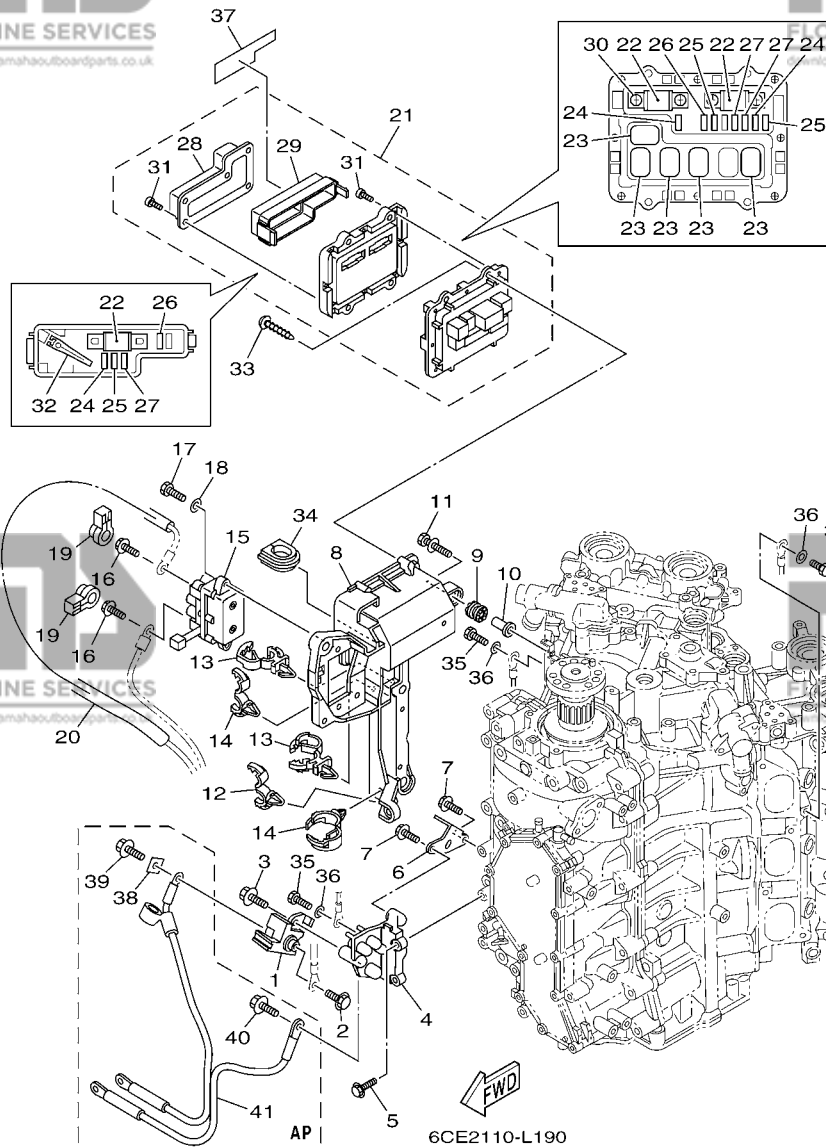
PARTIE ELECTRIQUE 3



REF. NO.	PART NO. N° PIECES	DESCRIPTION DESCRIPTION	6CES	6CF5	REMARKS REMARQUES
1	6P2-81925-01	TERMINAL BORNE	1	1	
2	95895-08016	BOLT, FLANGE BOULON	1	1	
3	95814-08020	BOLT, FLANGE BOULON, A COLLERETTE	1	1	
4	6CB-81929-00	BRACKET, TERMINAL SUPPORT	1	1	
5	95895-06020	BOLT, FLANGE BOULON	2	2	
6	6CE-82588-00	PLATE PLAQUE	1	1	
7	95895-06016	BOLT, FLANGE BOULON	2	2	
8	6CB-81948-01	BRACKET SUPPORT	1	1	
9	64J-85516-00	SPACER ENTRETOISE	5	5	
10	69M-42758-01	COLLAR ENTRETOISE	5	5	
11	90119-06M56	BOLT, WITH WASHER BOULON, AVEC RONDELLE	5	5	
12	90464-13249	CLAMP BRIDE	1	1	
13	90464-12183	CLAMP BRIDE	2	2	
14	90464-20181	CLAMP BRIDE	2	2	
15	6AW-81950-00	RELAY ASSY RELAIS COMPLET	1	1	
16	97595-06610	BOLT, WITH WASHER VIS HEXAGONAL AVEC RONDELLE	2	2	
17	97013-06020	BOLT BOULON	2	2	
18	92903-06600	WASHER, PLATE RONDELLE, PLATE	2	2	
19	6P2-8183X-00	CAP, TERMINAL COUVERCLE, BORNE	2	2	
20	90446-15003	HOSE (L100) DURITE (L100)	1	1	
21	6CE-82170-00	FUSE BOX ASSY BOITE A FUSIBLES	1	1	Go to P/N : PE0-OM-140048
22	6CE-82151-00	.FUSE (100A) .FUSIBLE (100A)	3	3	
23	68F-8195A-00	.RELAY ASSY .RELAIS COMPLET	5	5	Go to P/N : PE0-OM-140048
24	67F-82151-40	.FUSE (10A) .FUSIBLE (10A)	3	3	
25	67F-82151-50	.FUSE (15A) .FUSIBLE (15A)	3	3	
26	67F-82151-00	.FUSE (20A) .FUSIBLE (20A)	2	2	
27	67F-82151-10	.FUSE (30A) .FUSIBLE (30A)	3	3	

FIG. 20 ELECTRICAL 3

PARTIE ELECTRIQUE 3



REF. NO.	PART NO. N° PIECES	DESCRIPTION DESCRIPTION	6CES	6CF5	REMARKS REMARQUES
28	6CB-81639-00	.COVER .PLAQUE, FIXATION D'INDUIT	1	1	Go to P/N : PE0-OM-140048
29	6CB-85544-00	.CASE .BOITIER	1	1	
30	68F-82846-00	.SCREW, PAN HEAD (M5) .VIS, TETE TRONCONIQUE (M5)	4	4	
31	6P2-82113-00	.SCREW .VIS	13	13	
32	67F-2812A-00	.PULLER, FUSE .TENDEUR, FUSIBLE	1	1	
33	97780-50620	SCREW, TAPPING VIS, TETE BOMBEE	4	4	
34	6P2-81336-00	GROMMET OEILLET CAOUTCHOUC	1	1	
35	97095-06016	BOLT BOULON	5	5	
36	92995-06600	WASHER RONDELLE	5	5	
37	6CE-81919-20	GRAPHIC, REGULATOR ADHESIF, REGULATEUR	1	1	
38	6CB-81923-00	WASHER RONDELLE	1	1	AP
39	95895-08016	BOLT, FLANGE BOULON	1	1	AP
40	95895-08016	BOLT, FLANGE BOULON	1	1	AP
41	6CB-82105-01	BATTERY CABLE CABLE DE BATTERIE	1	1	AP

PARTS NEWS

FLOOD MARINE SERVICES

downloaded from www.yamahaoutboardparts.co.uk

FLOOD MARINE SERVICES

downloaded from www.yamahaoutboardparts.co.uk



Date:2014/12/2

News No.PE0-OM-140048

Signature:S.Ishibashi

Cause : Revision Notice Correction Sales Unit Change Others

Model	F300CA, F300B(6CE5) / LF300CA, FL300B(6CF5)
Subject	PARTS CATALOGUE CORRECTIONS
CATALOGUE NO.	1N6CE-100E1 / 1N6CF-100E1 / 1N6CE-200S1/ 1N6CE-300F1
Time of YPEC Revision	Text, Illustration --> Dec./26/2014 PDF Replace --> Dec./26/2014 (YPEC = Yamaha Parts Electrical Catalogue = Website parts catalogue)

Applicable Engine Serial No.

MODEL NAME	MODEL CODE	Applicable Engine Serial No.
F300CA, F300B	6CE5	6CE:1015913-
LF300CA,FL300B	6CF5	6CF:1005953-

*1: Interchangeability

A	Old Parts	→	Old Parts
	New Parts	→	New Parts
B	Old Parts	→	Old Parts
	New Parts	→	New Parts
C	Old Parts	→	Old Parts
	New Parts	→	New Parts
	These parts are interchangeable with a set		

LIST CORRECTION


FIG.20 ELECTRICAL 3

Fig. No.	Ref. No.	OLD P/No.	NEW P/No.	DESCRIPTION	Q'TY	*Interchangeability	REMARKS
20	21	6CE-82170-00	6CE-82170-10	FUSE BOX ASSY	1		
	23	68F-8195A-00	6AW-8195A-00	. RELAY ASSY	5		*Part number revision
	28	6CB-81639-00	6CB-81639-10	. COVER	1		

FIG.21 ELECTRICAL 4

21	1	6CE-82590-10 (01)	6CE-82590-11 (02)	WIRE HARNESS ASSY	1		*Part number revision
----	---	-------------------	-------------------	-------------------	---	--	-----------------------

Thank you very much for your cooperation.



Parts Manager Check

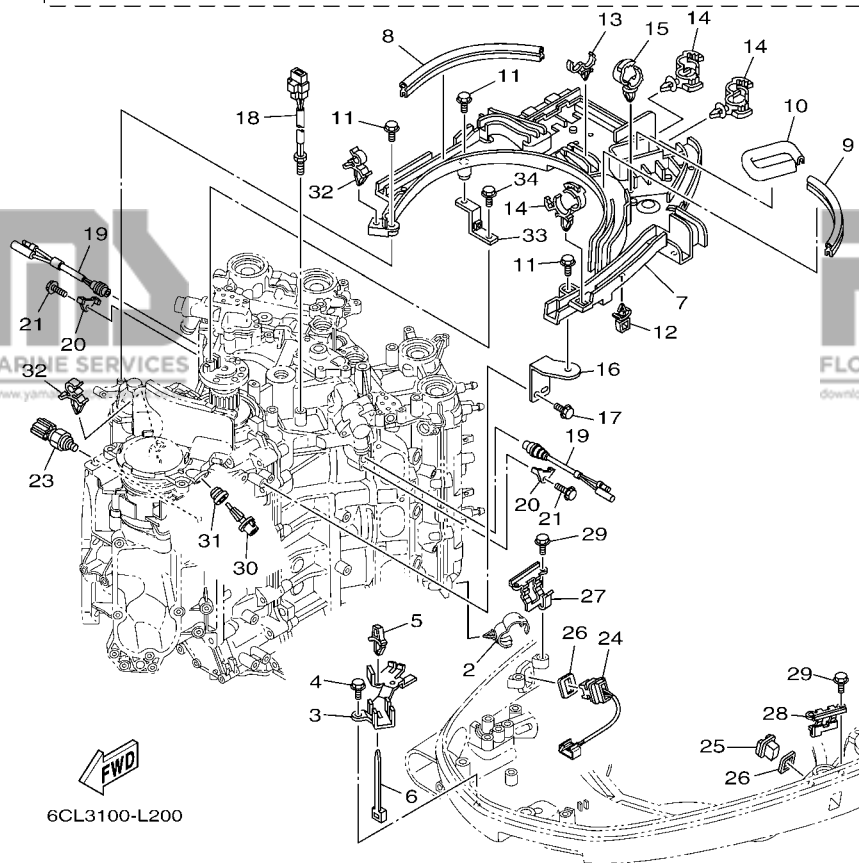
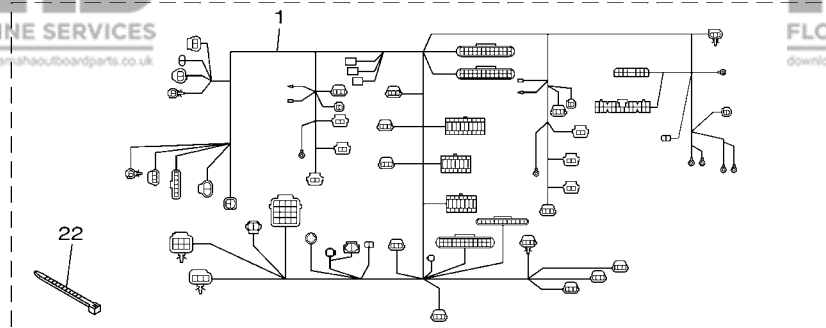
Service Manager Check

YAMAHA MOTOR CO.,LTD
2500 Shingai Iwata Shizuoka 438-8501.Japan
Technical Publication Dept.



FIG. 21 ELECTRICAL 4

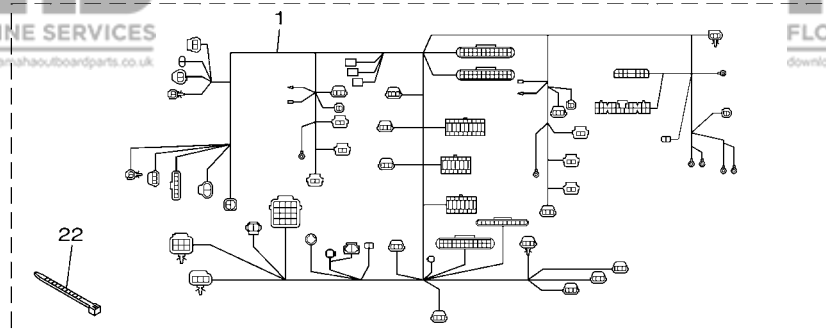
PARTIE ELECTRIQUE 4



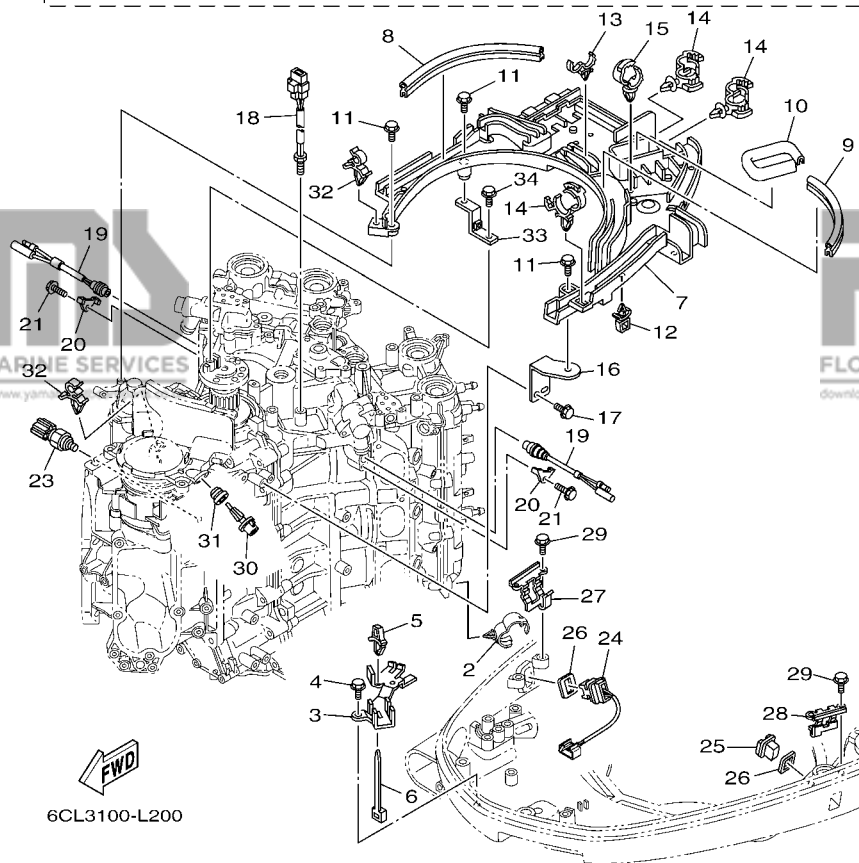
REF. NO.	PART NO. N° PIECES	DESCRIPTION DESCRIPTION	6CES	6CFS	REMARKS REMARQUES
1	6CE-82590-10 Go to P/N: PE0-OM-140048	WIRE HARNESS ASSY FAISCEAU DE FILS COMPLET	1	1	FOR TILT LIMIT FOR TILT LIMIT
2	90464-20181	CLAMP BRIDE	4	4	
3	6CB-82594-00	CLAMP BRIDE	1	1	
4	95895-06012	BOLT, FLANGE BOULON	2	2	
5	90464-06001	CLAMP BRIDE	1	1	
6	90465-13M24	CLAMP BRIDE	1	1	
7	6CB-82589-01	PROTECTOR, WIRE HARNESS PROTECTEUR, FAISCEAU DE FILS	1	1	
8	6BG-42617-00	DAMPER, FORM BOURRELET, CAOUTCHOUC	1	1	
9	6CB-42617-00	DAMPER, FORM BOURRELET, CAOUTCHOUC	1	1	
10	6CB-42629-00	SEAL JOINT	1	1	
11	95895-06020	BOLT, FLANGE BOULON	5	5	
12	90464-11121	CLAMP BRIDE	1	1	
13	90464-18246	CLAMP BRIDE	1	1	
14	90464-12183	CLAMP BRIDE	4	4	
15	90464-20181	CLAMP BRIDE	2	2	
16	6CB-82388-00	PLATE PLAQUETTE	1	1	
17	95895-06016	BOLT, FLANGE BOULON	2	2	
18	6CB-85790-00	THERMOSENSOR ASSY SENSITOMETRE	1	1	
19	6P2-82560-01	THERMO SWITCH ASSY THERMO-CONTACT COMPLET	2	2	
20	6E9-82588-00	PLATE PLAQUE	2	2	
21	95895-06012	BOLT, FLANGE BOULON	2	2	
22	90465-14M66	CLAMP BRIDE	1	1	
23	6AW-83651-00	SENDER, OIL PRESSURE RACCORD, PRESSION D'HUILE	1	1	
24	6BR-82563-00	TRIM & TILT SWITCH ASSY INCLINER ET PARER COMMUTATEUR	1	1	
25	69J-42723-01	COVER, BOTTOM COUVERCLE	1	1	
26	69J-82587-00	GASKET JOINT	2	2	
27	63P-83614-01	BRACKET SUPPORT	1	1	

FIG. 21 ELECTRICAL 4

PARTIE ELECTRIQUE 4

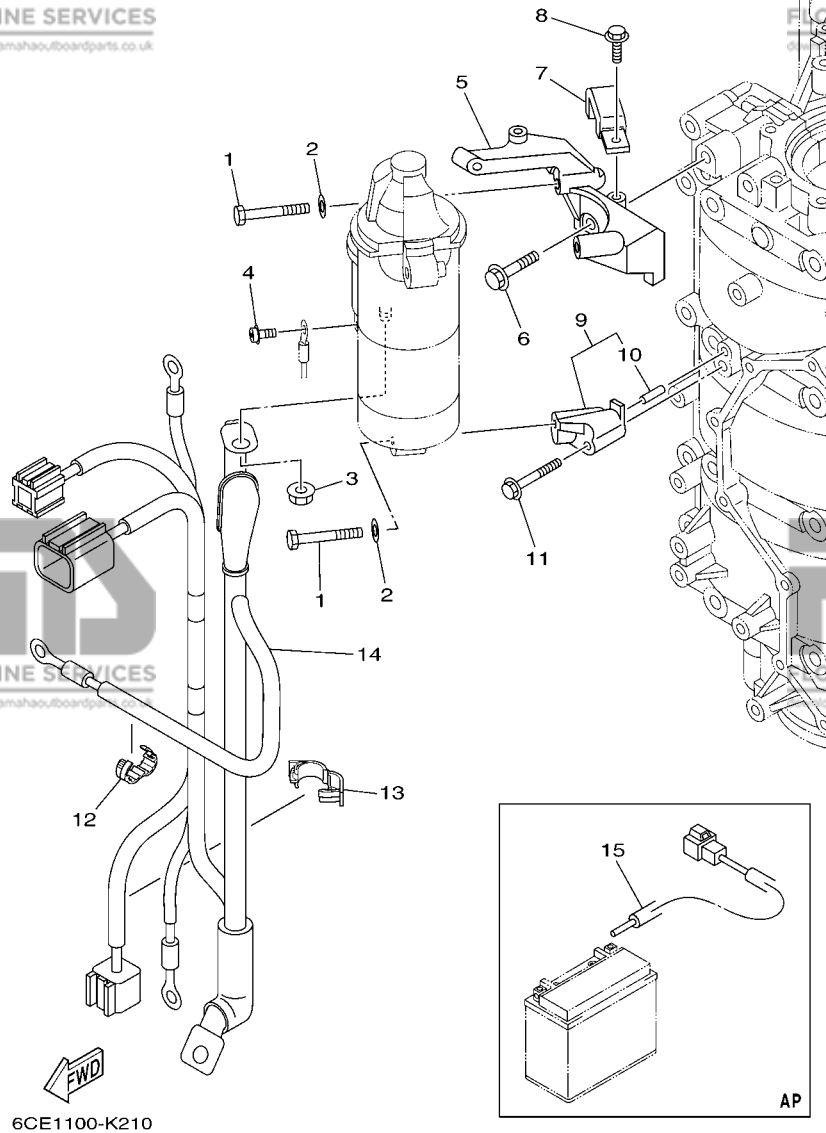


REF. NO.	PART NO. N° PIECES	DESCRIPTION DESCRIPTION	6CES	6CF5	REMARKS REMARQUES
28	63P-83614-01	BRACKET SUPPORT	1	1	
29	95895-06012	BOLT, FLANGE BOULON	4	4	
30	63P-85886-00	SENSOR, AIR TEMPERATURE SONDE	1	1	
31	63P-14435-00	GROMMET RONDELLE CAOUTCHOUC	1	1	
32	90464-09129	CLAMP BRIDE	2	2	
33	6CB-81952-00	HOLDER, RELAY SUPPORT, RELAIS	1	1	
34	95895-06016	BOLT, FLANGE BOULON	1	1	



PARTIE ELECTRIQUE 5

FIG. 22 ELECTRICAL 5



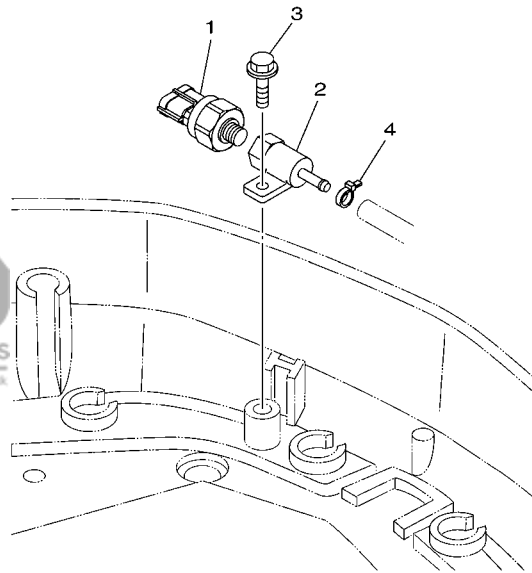
REF. NO.	PART NO. N° PIECES	DESCRIPTION DESCRIPTION	6CES	6CF5	REMARKS REMARQUES
1	97013-08045	BOLT BOULON	3	3	
2	92903-08600	WASHER, PLATE RONDELLE, PLATE	3	3	
3	90179-08003	NUT ECROU	1	1	
4	97985-04308	SCREW, WITH WASHER VIS, AVEC RONDELLE	1	1	
5	6CB-81822-02	BRACKET, STARTING MOTOR SUPPORT, DEMARREUR ELECTRIQUE	1	1	
6	90105-08M87	BOLT, FLANGE BOULON	2	2	
7	6CB-81443-00	CLAMP, LEAD 1 BRIDE, FIL 1	1	1	
8	95895-06016	BOLT, FLANGE BOULON	1	1	
9	6CB-81823-00	STAY, STARTING MOTOR SUPPORT	1	1	
10	93606-12019	.PIN, DOWEL .GOUILLE	1	1	
11	90105-06151	BOLT, FLANGE BOULON	1	1	
12	90464-13227	CLAMP BRIDE	1	1	
13	90464-18004	CLAMP BRIDE	1	1	
14	6CE-8259M-00	WIRE HARNESS ASSY 2 FAISCEAU DE FILS	1	1	
15	6CE-81949-00	WIRE, LEAD (ISOLATOR CABLE) FIL (ISOLATOR CABLE)	1	1	AP AP

6CE1100-K210

FIG. 23 ELECTRICAL 6

PARTIE ELECTRIQUE 6

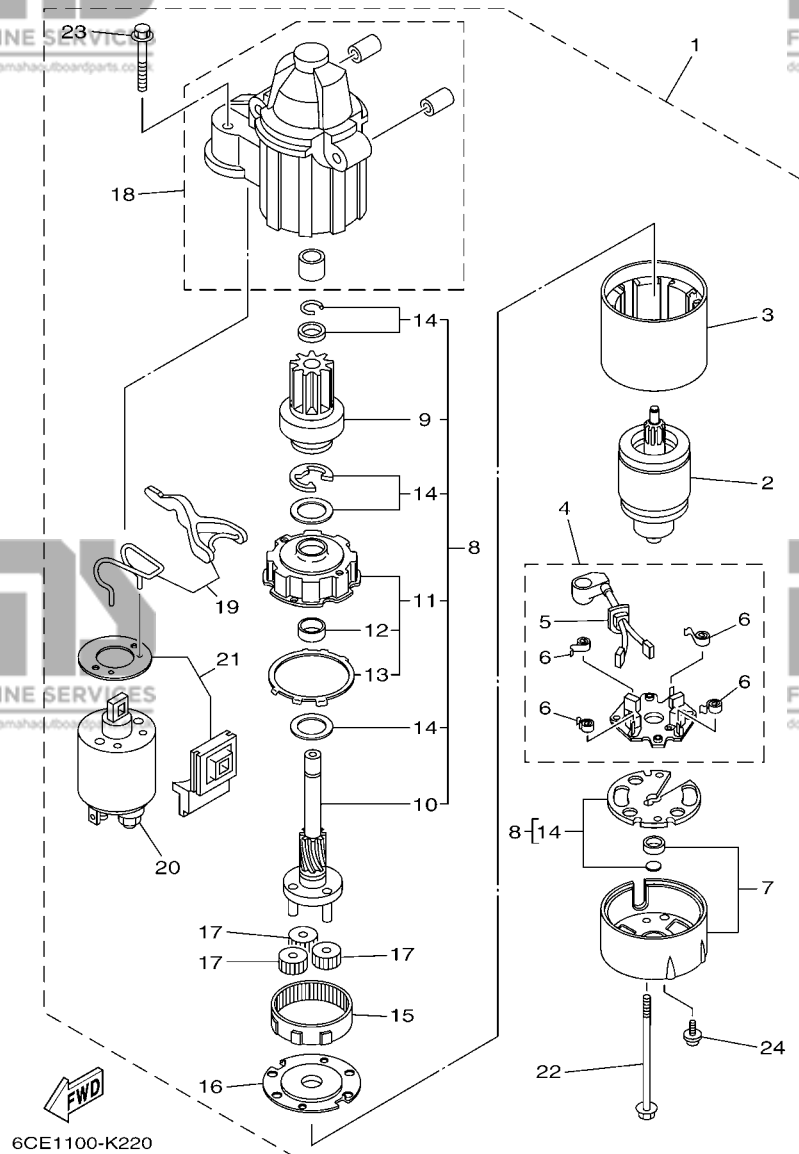
REF. NO.	PART NO. N° PIECES	DESCRIPTION DESCRIPTION	6CES	6CFS	REMARKS REMARQUES
1	6AW-8366B-01	SENSOR, WATER PRESSURE SONDE DE PRESSION D'EAU	1		FOR LAN SPEED FOR LAN SPEED
2	60V-8366D-00	ADAPTOR, INPUT CONNECTEUR 3	1		FOR LAN SPEED FOR LAN SPEED
3	95895-06016	BOLT, FLANGE BOULON	1		FOR LAN SPEED FOR LAN SPEED
4	90465-11M10	CLAMP BRIDE	1		FOR LAN SPEED FOR LAN SPEED



6CE1100-K390

FIG. 24 STARTING MOTOR

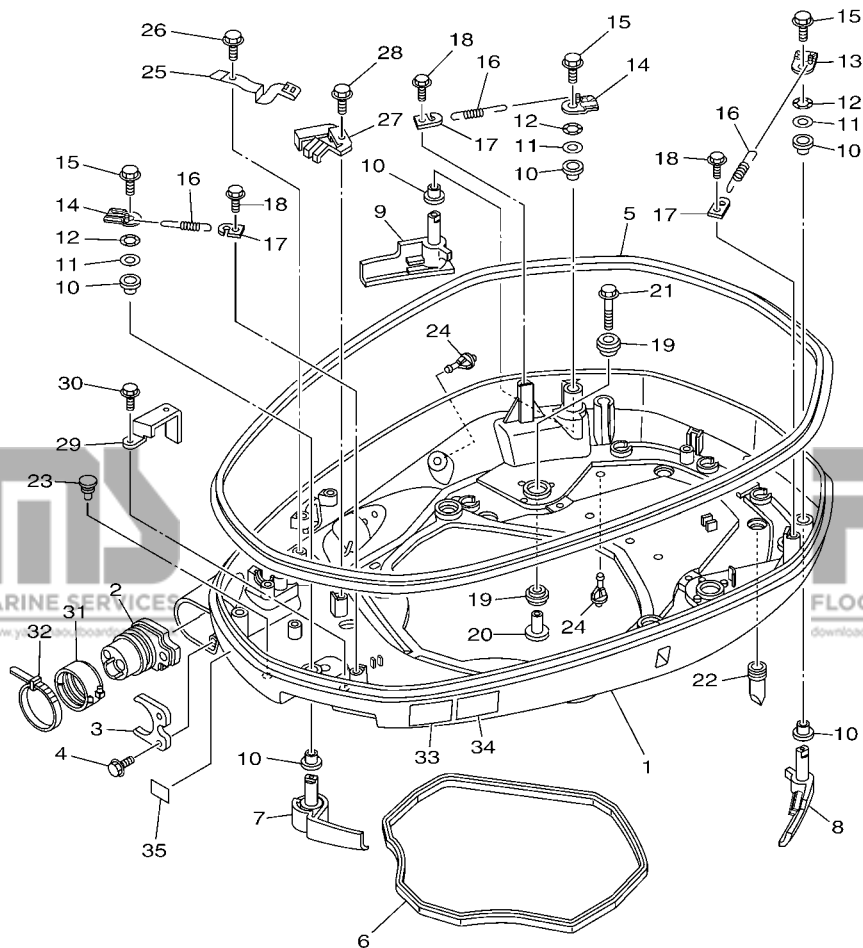
DEMARREUR ELECTRIQUE



REF. NO.	PART NO. N° PIECES	DESCRIPTION DESCRIPTION	6CES	6CF5	REMARKS REMARQUES
1	6CE-81800-00	STARTING MOTOR ASSY DEMARREUR ELECTRIQUE COMPLET	1	1	
2	6CE-81850-00	.ARMATURE ASSY .INDUIT	1	1	
3	6CE-81810-00	.STATOR ASSY .STATOR COMPLET	1	1	
4	6CE-81840-00	.BRUSH HOLDER ASSY .SUPPORT DE CHARBON	1	1	
5	6CE-81801-00	..BRUSH SET ..CHARBON	1	1	
6	67F-81813-00	..SPRING, BRUSH ..RESSORT, DE CHARBON	4	4	
7	6CE-81820-00	.REAR BRACKET ASSY .SUPPORT ARRIERE COMPLET	1	1	
8	6CE-81807-00	.GEAR ASSY, STARTING MOTOR .PIGNON, DEMARREUR ELECTRIQUE	1	1	
9	6CB-81832-00	..CLUTCH, OVER RUN ..EMBAYAGE, ROUE LIBRE	1	1	
10	6CB-81836-00	..SHAFT, PINION ..AXE, PIGNON	1	1	
11	6CE-81821-00	..BRACKET, CENTER 1 ..SUPPORT, CENTRE 1	1	1	
12	67F-81841-00	..BEARING ..ROULEMENT	1	1	
13	67F-8183R-00	..GASKET ..JOINT	1	1	
14	6CB-81809-00	..WASHER KIT ..JEU DE RONDELLES	1	1	
15	67F-81891-00	.GEAR, RING .ROUE DENTEE	1	1	WITH 67F-8183R-00 WITH 67F-8183R-00
16	6CE-81830-00	..BRACKET, CENTER 2 ..SUPPORT, CENTRE 2	1	1	
17	60V-8183T-00	.GEAR, IDLER .PIGNON, INTERMEDIAIRE	3	3	
18	6CE-81842-00	.COVER .COUVERCLE	1	1	
19	6CE-81839-00	.LEVER ASSY .LEVIER COMPLET	1	1	
20	6C5-81941-00	.STARTER RELAY ASSY .LANCEUR RELAIS (ENS.)	1	1	
21	6CE-81869-00	.COVER, DUST .COUVERCLE, POUSSIERE	1	1	
22	6CB-81826-00	.BOLT .BOULON	2	2	
23	69J-81828-00	.SCREW 2 .VIS 2	2	2	
24	67F-81846-00	.SCREW .VIS	2	2	

FIG. 25 BOTTOM COWLING 1

CAPOT INFERIEUR 1

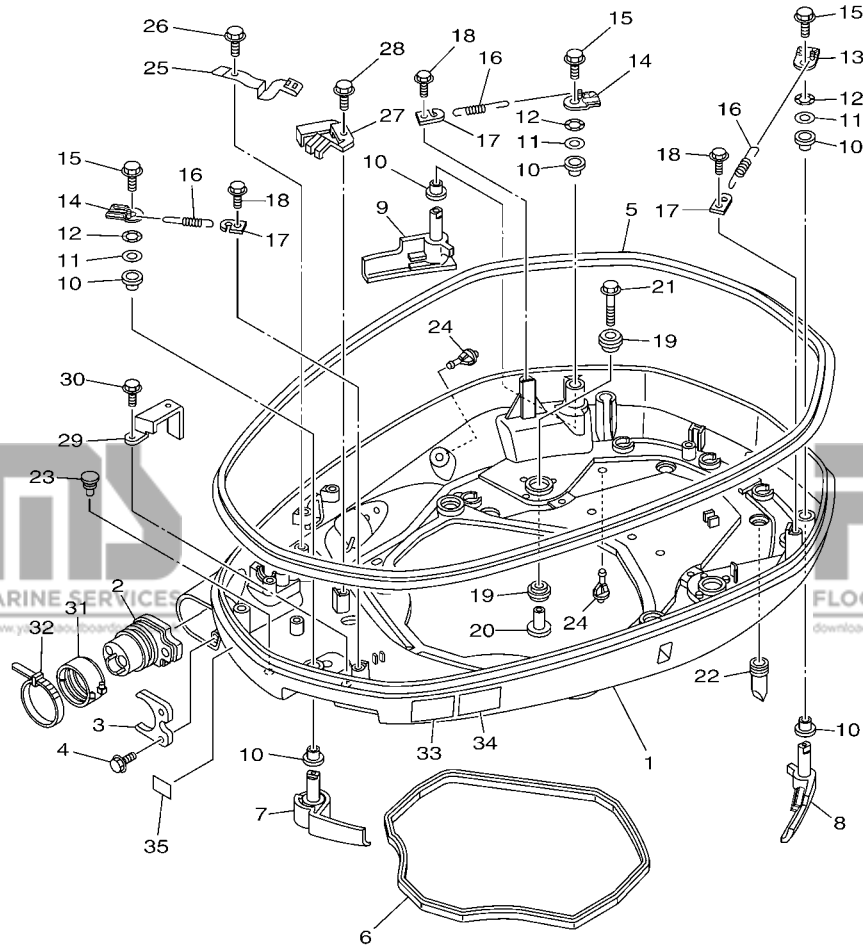


6CE2100-L230

REF. NO.	PART NO. N° PIECES	DESCRIPTION DESCRIPTION	6CE5	6CF5	REMARKS REMARQUES
1	6CB-42711-01-8D	COWLING, BOTTOM 1 CUVETTE 1	1	1	
2	6CE-42725-02	GROMMET PASSE-FIL	1	1	
3	6CB-42761-00	STOPPER PLAQUETTE	1	1	
4	95895-06014	BOLT, FLANGE BOULON	2	2	
5	6CB-42615-00	SEAL JOINT	1	1	
6	6CB-42716-00	RUBBER, SEAL 1 JOINT EN CAOUTCHOUC 1	1	1	
7	6CB-42815-01-8D	LEVER, CLAMP LEVIER, PRESSE	1	1	
8	6CB-42816-01-8D	LEVER, CLAMP LEVIER, PRESSE	1	1	
9	6CB-42817-01-8D	LEVER, CLAMP LEVIER, PRESSE	1	1	
10	90386-15M73	BUSH DOUILLE	6	6	
11	90201-156J2	WASHER, PLATE RONDELLE, PLATE	3	3	
12	90206-15M18	WASHER, WAVE RONDELLE, ONDULEE	3	3	
13	6CB-42818-00	LEVER, CLAMP LEVIER, PRESSE	1	1	
14	6CB-42819-00	LEVER, CLAMP LEVIER, PRESSE	2	2	
15	95880-08012	BOLT, FLANGE BOULON, A COLLERETTE	3	3	
16	90506-22001	SPRING, TENSION RESSORT, TENSION	3	3	
17	66T-43144-00	HOOK, SPRING CROCHET	3	3	
18	95895-06012	BOLT, FLANGE BOULON	3	3	
19	90480-22M81	GROMMET PASSE-FIL	12	12	
20	90387-08M37	COLLAR COLLERETTE	6	6	
21	90119-08M22	BOLT, WITH WASHER BOULON, AVEC RONDELLE	6	6	
22	6D0-42717-00	RUBBER, SEAL 2 JOINT EN CAOUTCHOUC 2	2	2	
23	6H4-42748-00	GROMMET PASSE-FIL	1	1	
24	6P2-44391-00	NIPPLE, HOSE RACCORD D'ESSENCE	2	2	
25	6CB-42743-00	BRACKET SUPPORT	1	1	
26	95895-06012	BOLT, FLANGE BOULON	1	1	
27	6CB-42766-00	BRACKET 2 SUPPORT 2	1	1	

FIG. 25 BOTTOM COWLING 1

CAPOT INFERIEUR 1

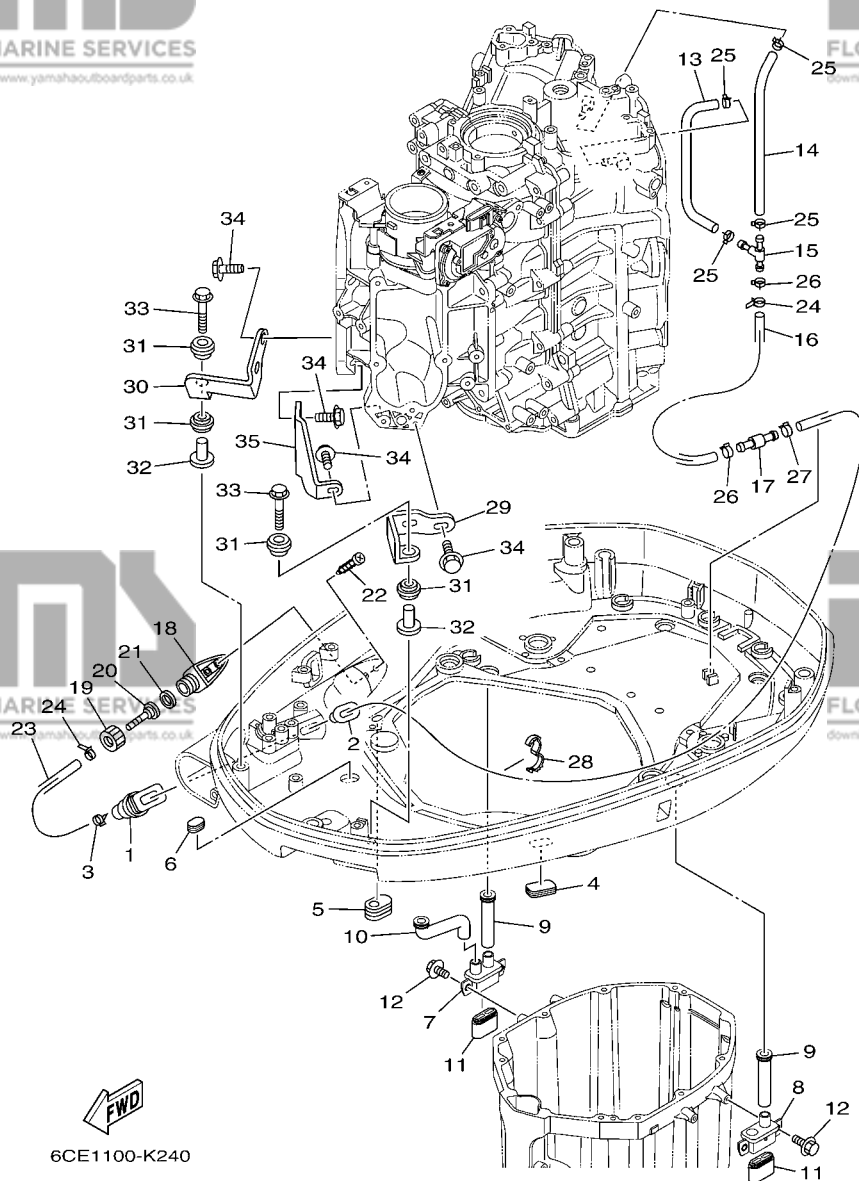


6CE2100-L230

REF. NO.	PART NO. N° PIECES	DESCRIPTION DESCRIPTION	6CE5	6CF5	REMARKS REMARQUES
28	95895-06012	BOLT, FLANGE BOULON	1	1	
29	6CB-42756-00	STAY, CLAMP SUPPORT, COLLIER	1	1	
30	95895-06012	BOLT, FLANGE BOULON	1	1	
31	68F-42753-00	FASTNER ATTACHE	1	1	AP AP
32	90464-20258	CLAMP BRIDE	1	1	AP AP
33	6AH-42794-40	LABEL, WARNING (GENERAL) ETIQUETTE, AVERTISSEMENT	1	1	
34	6AH-42794-50	LABEL, WARNING (GENERAL) ETIQUETTE, AVERTISSEMENT	1	1	
35	6AH-81996-00	MARK MARQUE	1	1	

FIG. 26 BOTTOM COWLING 2

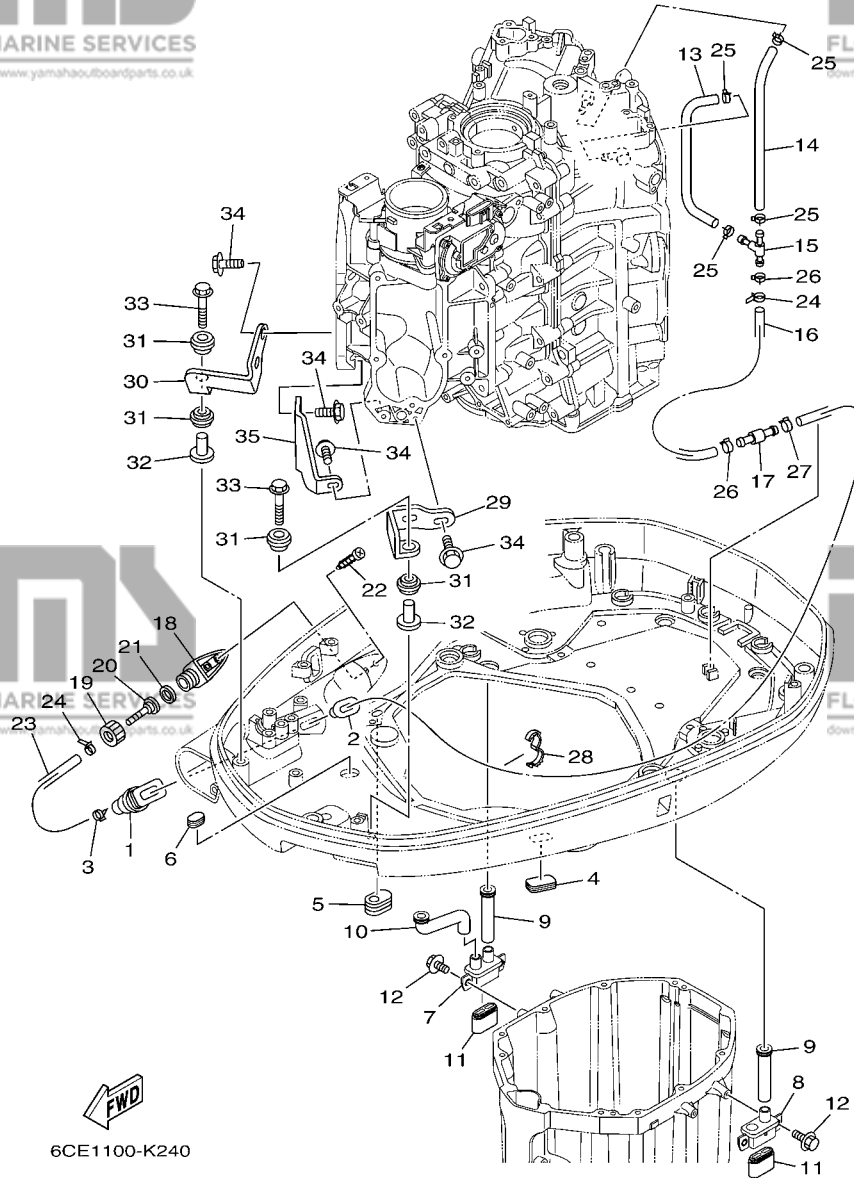
CAPOT INFERIEUR 2



REF. NO.	PART NO. N° PIECES	DESCRIPTION DESCRIPTION	6CES	6CFS	REMARKS REMARQUES
1	6H1-42726-21	GROMMET PASSE-FIL	1	1	
2	6BG-42384-00	SEAL, CAP JOINT, CAPUCHON	1	1	
3	90465-11M10	CLAMP BRIDE	2	2	
4	6H4-42726-00	GROMMET PASSE-FIL	1	1	
5	61A-42727-00	GROMMET PASSE-FIL	1	1	
6	64G-42727-00	GROMMET PASSE-FIL	1	1	
7	6CE-42733-00	BOX, DRAIN BOITIER, VIDANGE	1	1	
8	6CE-42734-00	BOX, DRAIN 2 BOITIER, VIDANGE 2	1	1	
9	6CE-42786-00	HOSE, DRAIN 1 DURITE, VIDANGE 1	2	2	
10	6CE-42787-00	HOSE, DRAIN 2 DURITE, VIDANGE 2	1	1	
11	69J-42717-00	RUBBER, SEAL 2 JOINT EN CAOUTCHOUC 2	2	2	
12	95895-06016	BOLT, FLANGE BOULON	4	4	
13	6CB-24315-00	PIPE 5 DURITE 5	1	1	
14	90445-14021	HOSE (L185) DURITE (L185)	1	1	
15	6AW-42169-00	JOINT AXE	1	1	
16	90445-16015	HOSE (L300) DURITE (L300)	1	1	
17	6AW-42785-00	PIPE DURITE	1	1	
18	6AW-12572-00	ADAPTER ADAPTATEUR	1	1	
19	6R3-12581-00	JOINT, HOSE 1 JOINT DE TUYAU	1	1	
20	6AW-12582-00	JOINT, HOSE 2 RACCORD DE TUYAU 1	1	1	
21	6R3-12583-00	GASKET, HOSE JOINT JOINT	1	1	
22	97780-60520	SCREW, TAPPING VIS, TETE BOMBEE	2	2	
23	90445-14019	HOSE (L1460) DURITE (L1460)	1	1	
24	90465-11M10	CLAMP BRIDE	2	2	
25	90467-130A5	CLIP JONC	4	4	
26	90467-140A8	CLIP JONC	2	2	
27	90467-140A9	CLIP JONC	1	1	

FIG. 26 BOTTOM COWLING 2

CAPOT INFERIEUR 2



REF. NO.	PART NO. N° PIECES	DESCRIPTION DESCRIPTION	6CE5	6CF5	REMARKS REMARQUES
28	90464-16001	CLAMP BRIDE	1	1	
29	6CB-42643-00	PLATE, CLAMP PLAQUE, PRESSE	1	1	
30	6CB-42644-00	PLATE, CLAMP 2 PLAQUE, PRESSE 2	1	1	
31	90480-14029	GROMMET PASSE-FIL	4	4	
32	90387-06M03	COLLAR COLLERETTE	2	2	
33	90119-06M61	BOLT, WITH WASHER BOULON, AVEC RONDELLE	2	2	
34	90105-06039	BOLT, FLANGE BOULON	6	6	
35	6CB-42744-00	STAY SUPPORT	1	1	

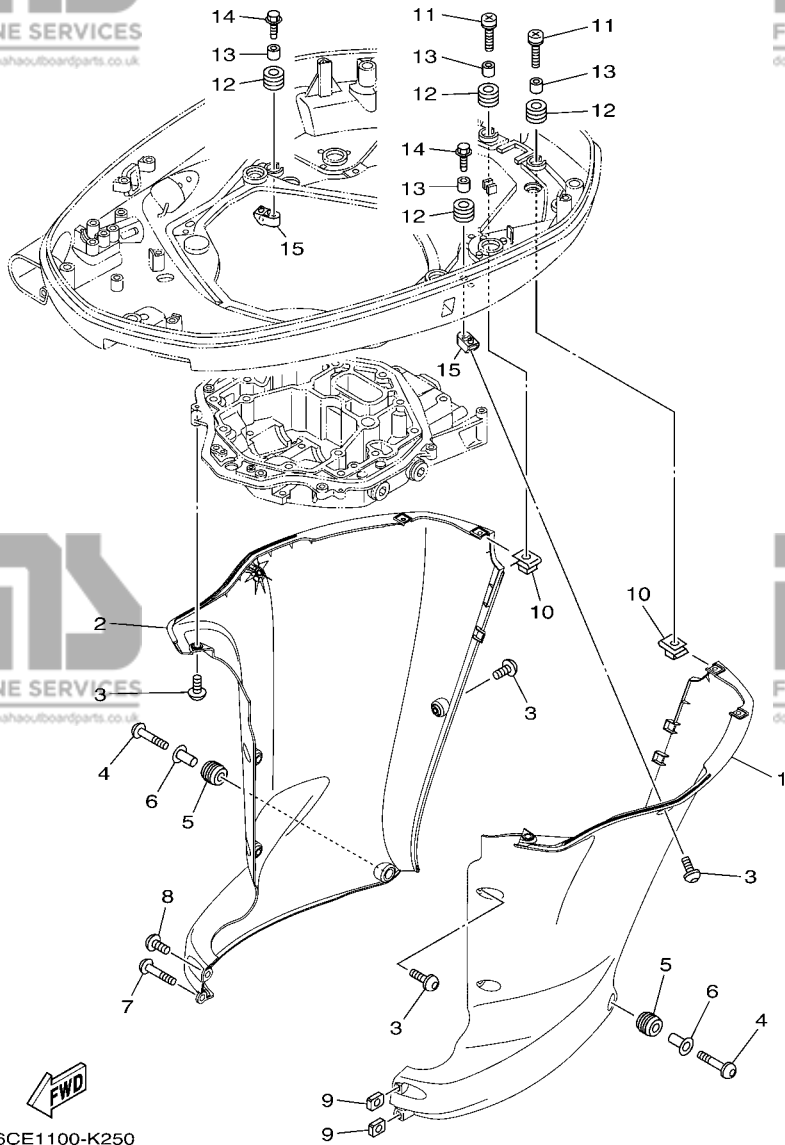


FIG. 27 BOTTOM COWLING 3

CAPOT INFERIEUR 3

REF. NO.	PART NO. N° PIECES	DESCRIPTION DESCRIPTION	6CES	6CF5	REMARKS REMARQUES
1	6CE-42741-01-8D	APRON CAPOT LATERAL	1	1	
2	6CE-42771-01-8D	APRON CAPOT LATERAL	1	1	
3	90111-06144	BOLT,HEX. SOCKET BUTTON BOULON	10	10	
4	90111-06142	BOLT,HEX. SOCKET BUTTON BOULON	2	2	
5	90480-16009	GROMMET PASSE-FIL	2	2	
6	90387-07028	COLLAR COLLERETTE	2	2	
7	90111-06142	BOLT,HEX. SOCKET BUTTON BOULON	1	1	
8	90111-06144	BOLT,HEX. SOCKET BUTTON BOULON	1	1	
9	90173-06001	NUT, SQUARE ECROU, CARRE	2	2	
10	90183-061A6	NUT, SPRING ECROU, RESSORT	4	4	
11	90159-06053	SCREW, WITH WASHER VIS, AVEC RONDELLE	4	4	
12	90480-13M24	GROMMET PASSE-FIL	6	6	
13	90387-06M43	COLLAR COLLERETTE	6	6	
14	90109-06M80	BOLT BOULON	2	2	
15	6CE-42774-00	STAY, APRON 1 COUSSINET	2	2	

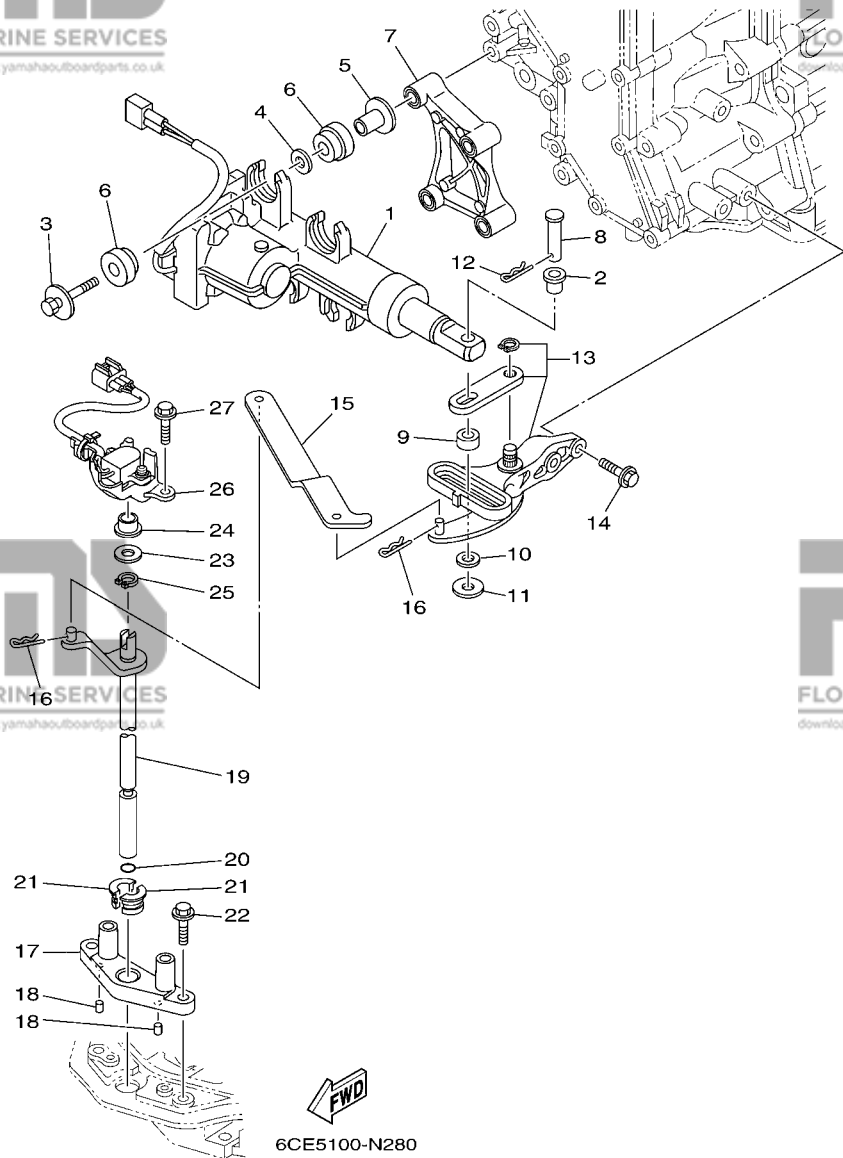


FIG. 28 CONTROL

COMMANDE

REF. NO.	PART NO. N° PIECES	DESCRIPTION DESCRIPTION	6CES	6CF5	REMARKS REMARQUES
1	6DV-4820A-00	ACTUATOR UNIT ACTUATOR UNIT	1	1	
2	90386-08008	BUSH DOUILLE	1	1	
3	90119-08168	BOLT, WITH WASHER BOULON, AVEC RONDELLE	4	4	
4	90201-12064	WASHER, PLATE RONDELLE, PLATE	4	4	
5	90387-08104	COLLAR COLLERETTE	4	4	
6	6CE-85564-00	GROMMET RONDELLE CAOUTCHOUC	8	8	
7	6CE-44142-20	JOINT AXE	1	1	
8	6CE-42195-01	PIN, JOINT 1 GOUILLE	1	1	
9	6CE-44122-00	BUSHING, SHIFT ROD LEVER DOUILLE, LEVIER D'EMBRAYAGE	1	1	
10	90202-08M41	WASHER, PLATE RONDELLE, PLATE	1	1	
11	90201-08M09	WASHER, PLATE RONDELLE, PLATE	1	1	
12	90468-18008	CLIP JONC	1	1	
13	6CE-44100-01	SHIFT LINK ASSY MAILLON DE SELECTEUR	1	1	
14	97575-06525	BOLT, WITH WASHER VIS HEXAGONAL AVEC RONDELLE	2	2	
15	6CE-44121-00	LEVER, SHIFT ROD LEVIER, TIGE D'INVERSION	1	1	
16	90468-18008	CLIP JONC	2	2	
17	6CE-44118-00-94	BRACKET SUPPORT	1	1	
18	93604-07M13	PIN, DOWEL CLAVETTE	2	2	
19	6CE-44120-01	HANDLE GEAR SHIFT ASSY LEVIER D'EMBRAYAGE	1	1	
20	93210-09165	O-RING JOINT TORIQUE	1	1	
21	90386-11001	BUSH DOUILLE	2	2	
22	95875-06025	BOLT, FLANGE BOULON, A COLLERETTE	2	2	
23	90201-11008	WASHER, PLATE RONDELLE, PLATE	1	1	
24	90386-10001	BUSH DOUILLE	1	1	
25	93410-10082	CIRCLIP CLIPS	1	1	
26	6CE-68303-00	SENSOR ASSY SONDE (ENS.)	1	1	
27	95875-06025	BOLT, FLANGE BOULON, A COLLERETTE	2	2	

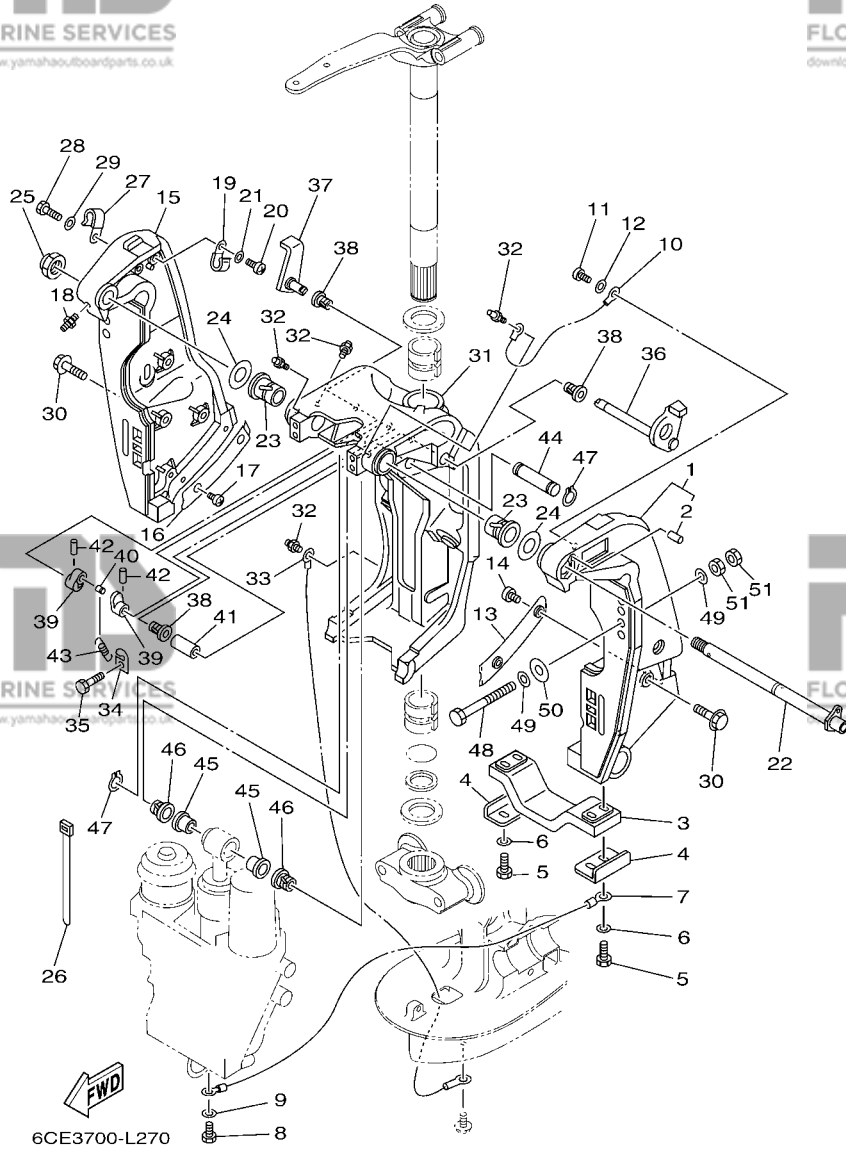


FIG. 29 BRACKET 1

SUPPORT 1

REF. NO.	PART NO. N° PIECES	DESCRIPTION DESCRIPTION	6CES	6CF5	REMARKS REMARQUES
1	69J-43111-10-8D	BRACKET, CLAMP 1 PRESSE 1	1	1	FOR TILT LIMIT FOR TILT LIMIT
2	93606-19002	.PIN, DOWEL .GOUILLE	1	1	
3	6G5-45251-02	ANODE ANODE	1	1	
4	6G5-44526-00	PLATE PLAQUE	2	2	
5	97095-06025	BOLT BOULON	4	4	
6	92995-06600	WASHER RONDELLE	4	4	
7	6H1-82148-00	WIRE, LEAD 4 FIL 4	1	1	
8	97095-06010	BOLT BOULON	1	1	
9	92995-06600	WASHER RONDELLE	1	1	
10	6E5-82148-00	WIRE, LEAD 4 FIL 4	1	1	
11	97885-06012	SCREW, PAN HEAD VIS, A ENCOCHE	1	1	
12	92995-06600	WASHER RONDELLE	1	1	
13	61A-43132-00	WASHER, FRICTION RONDELLE, FRICTION	1	1	
14	97885-06010	SCREW, PAN HEAD VIS, A ENCOCHE	2	2	
15	69J-43112-01-8D	BRACKET, CLAMP 2 PRESSE 2	1	1	
16	61A-43133-00	WASHER, FRICTION RONDELLE	1	1	
17	97885-06010	SCREW, PAN HEAD VIS, A ENCOCHE	2	2	
18	93700-06M03	NIPPLE, GREASE PION	1	1	
19	90465-08M83	CLAMP BRIDE	1	1	
20	97885-06012	SCREW, PAN HEAD VIS, A ENCOCHE	1	1	
21	92995-06600	WASHER RONDELLE	1	1	
22	6R3-43131-30	BOLT, CLAMP BRACKET BOULON, PRESSE	1	1	FOR TILT LIMIT FOR TILT LIMIT
23	90386-25M31	BUSH DOUILLE	2	2	
24	90201-26M59	WASHER, PLATE RONDELLE, PLATE	2	2	
25	90185-22M11	NUT, SELF-LOCKING ECROU, AUTO-BLOQUANT	1	1	
26	90465-11M10	CLAMP BRIDE	4	4	
27	90465-08M83	CLAMP BRIDE	1	1	

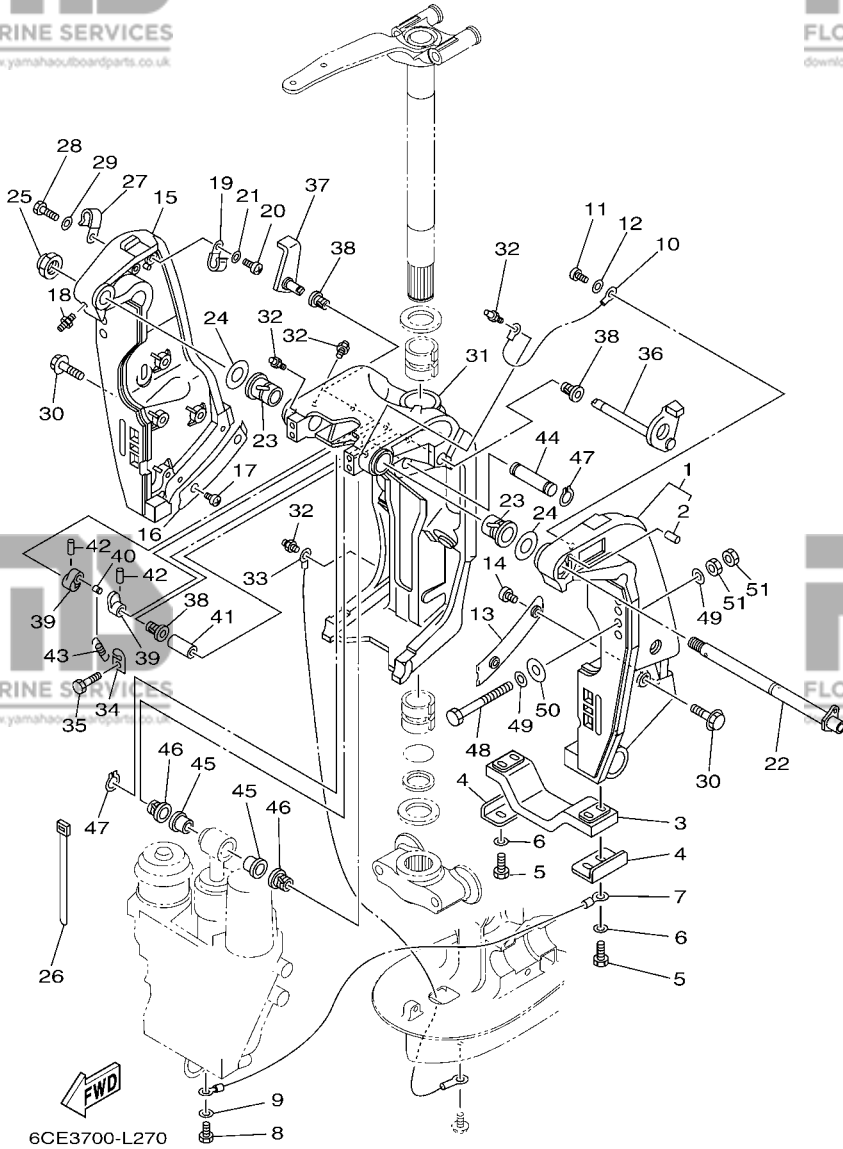


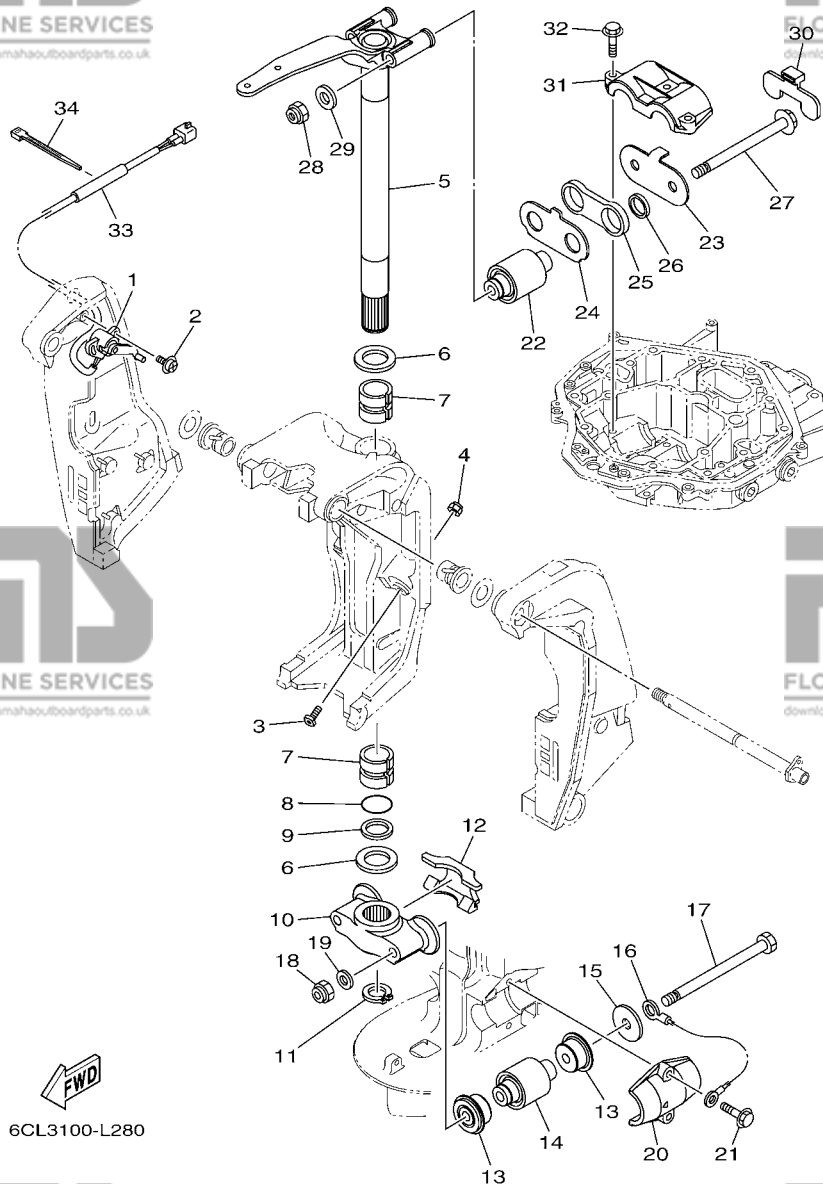
FIG. 29 BRACKET 1

SUPPORT 1

REF. NO.	PART NO. N° PIECES	DESCRIPTION DESCRIPTION	6CE5	6CF5	REMARKS REMARQUES
28	97095-06014	BOLT BOULON	1	1	
29	92995-06600	WASHER RONDELLE	1	1	
30	90119-10024	BOLT, WITH WASHER BOULON, AVEC RONDELLE	8	8	
31	61A-43311-22-8D	BRACKET, SWIVEL 1 SUPPORT, PIVOT 1	1	1	
32	93700-06M03	NIPPLE, GREASE PION	5	5	
33	69J-82147-00	WIRE, LEAD 5 FIL 5	1	1	
34	6G5-43144-00	HOOK, SPRING CROCHET	1	1	
35	97095-06010	BOLT BOULON	1	1	
36	61A-43181-01	LEVER, TILT STOP 1 LEVIER VERROUILLAGE RELEVAGE 1	1	1	
37	6G5-43185-02	LEVER, TILT STOP 2 LEVIER VERROUILLAGE RELEVAGE 2	1	1	
38	90386-10M16	BUSH DOUILLE	3	3	
39	6G5-43148-00	COLLAR, DISTANCE ENTRETOISE	2	2	
40	90249-06M19	PIN GOUPILLE	1	1	
41	90387-10M05	COLLAR COLLERETTE	1	1	
42	91690-30020	PIN, SPRING AGRAFFE	2	2	
43	90506-16003	SPRING, TENSION RESSORT, TENSION	1	1	
44	6E5-43126-10	PIN, UPPER SHOCK MOUNT AXE, SUPERIEUR AMORTISSEUR	1	1	
45	90386-18M63	BUSH DOUILLE	2	2	
46	90386-18M14	BUSH DOUILLE	2	2	
47	93410-18M05	CIRCLIP CLIPS	2	2	
48	90101-12M05	BOLT (L:130MM) BOULON (L:130MM)	4	4	UR F(L)300BET UR F(L)300BET
	90101-12M05	BOLT (L:130MM) BOULON (L:130MM)	2	2	UR F(L)300BET1 UR F(L)300BET1
	90101-12047	BOLT (L:150MM) BOULON (L:150MM)	2	2	UR F(L)300BET1 UR F(L)300BET1
49	90201-13M01	WASHER, PLATE RONDELLE, PLATE	8	8	
50	90201-12426	WASHER, PLATE RONDELLE, PLATE	4	4	
51	95380-12600	NUT ECROU	8	8	

FIG. 30 BRACKET 2

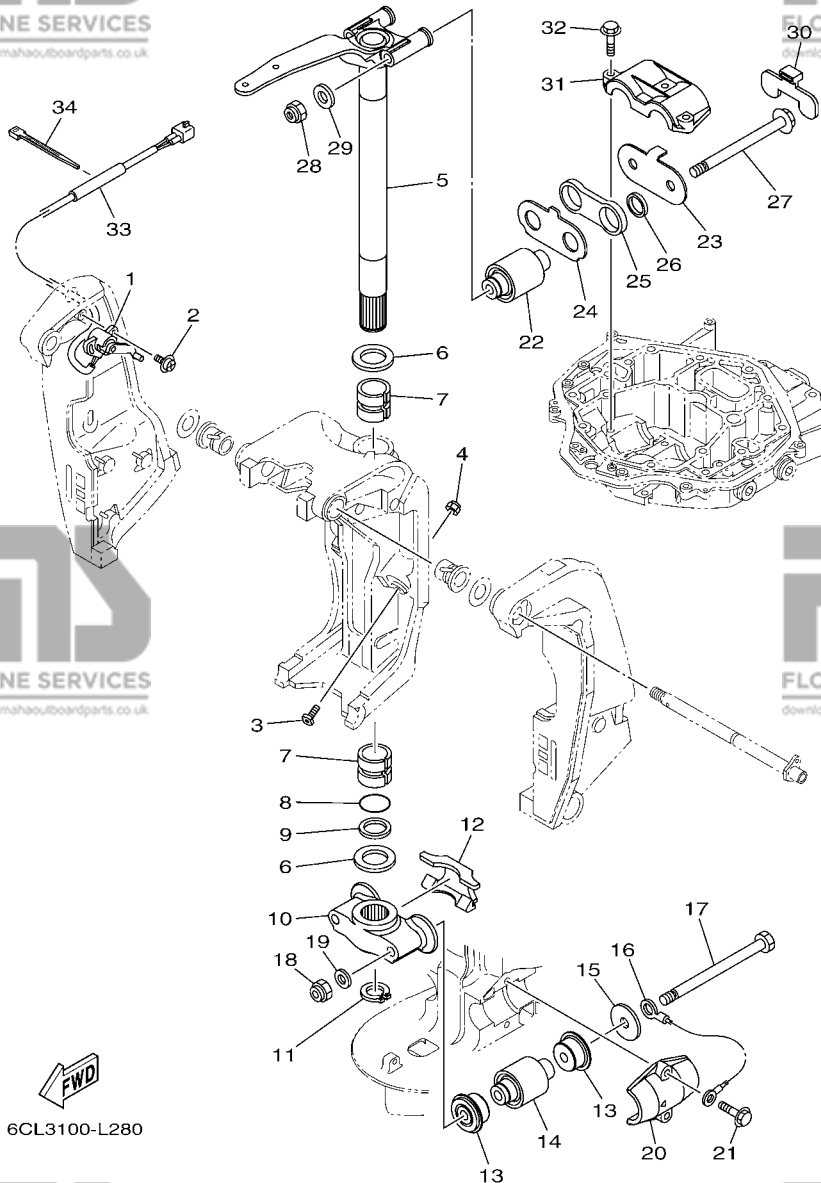
SUPPORT 2



REF. NO.	PART NO. N° PIECES	DESCRIPTION DESCRIPTION	6CES	6CF5	REMARKS REMARQUES
1	69J-83672-11	TRIM SENDER INCLINER RACCORD	1	1	
2	97985-06216	SCREW, WITH WASHER VIS, AVEC RONDELLE	2	2	
3	61A-43376-00	BOLT, THRUST RECEIVER BOULON	2	2	
4	95780-10300	NUT, FLANGE ECROU	2	2	
5	6CE-42510-00-8D	STEERING BRACKET ASSY DIRECTION SUPPORT (ENS.)	1	1	
6	90201-40M00	WASHER, PLATE RONDELLE, PLATE	2	2	
7	90386-39M89	BUSH DOUILLE	2	2	
8	93210-35321	O-RING JOINT TORIQUE	1	1	
9	90202-40M47	WASHER, PLATE RONDELLE, PLATE	1	1	
10	6CE-44551-00-CA	HOUSING, LOWER MOUNT RUBBER 1 BOITIER, SILENT-BLOC INFÉRIEUR	1	1	
11	93410-37M04	CIRCLIP CLIPS	1	1	
12	6CE-44574-00	STOPPER, LOWER MOUNT RUBBER BUTEE	1	1	
13	6CE-44575-00-94	DAMPER, LOWER MOUNT RUBBER SILENT-BLOC, INFÉRIEUR	4	4	
14	6CE-44555-00-94	MOUNT DAMPER, LOWER SIDE SILENT-BLOC, INFÉRIEUR LATERAL	2	2	
15	90201-16032	WASHER, PLATE RONDELLE, PLATE	2	2	
16	6AW-82149-00	WIRE, LEAD 3 FIL 3	1	1	
17	90101-14004	BOLT BOULON	2	2	
18	90185-14M00	NUT, SELF-LOCKING ECROU, AUTO-BLOQUANT	2	2	
19	92995-14600	WASHER RONDELLE	2	2	
20	6CE-44552-00-CA	HOUSING, LOWER MOUNT RUBBER 2 BOITIER, SILENT-BLOC INFÉRIEUR	2	2	
21	90119-10024	BOLT, WITH WASHER BOULON, AVEC RONDELLE	4	4	
22	6CE-44514-00-94	MOUNT DAMPER, UPPER SIDE SILENT-BLOC, SUPÉRIEUR LATERAL	2	2	
23	6CE-44526-00	PLATE PLAQUE	1	1	
24	6CE-44536-00	PLATE 2 PLAQUETTE 2	1	1	
25	6CE-44532-00	STOPPER, UPPER MOUNT PLAQUETTE	1	1	
26	90387-28013	COLLAR COLLERETTE	2	2	
27	90105-14005	BOLT, FLANGE BOULON	2	2	

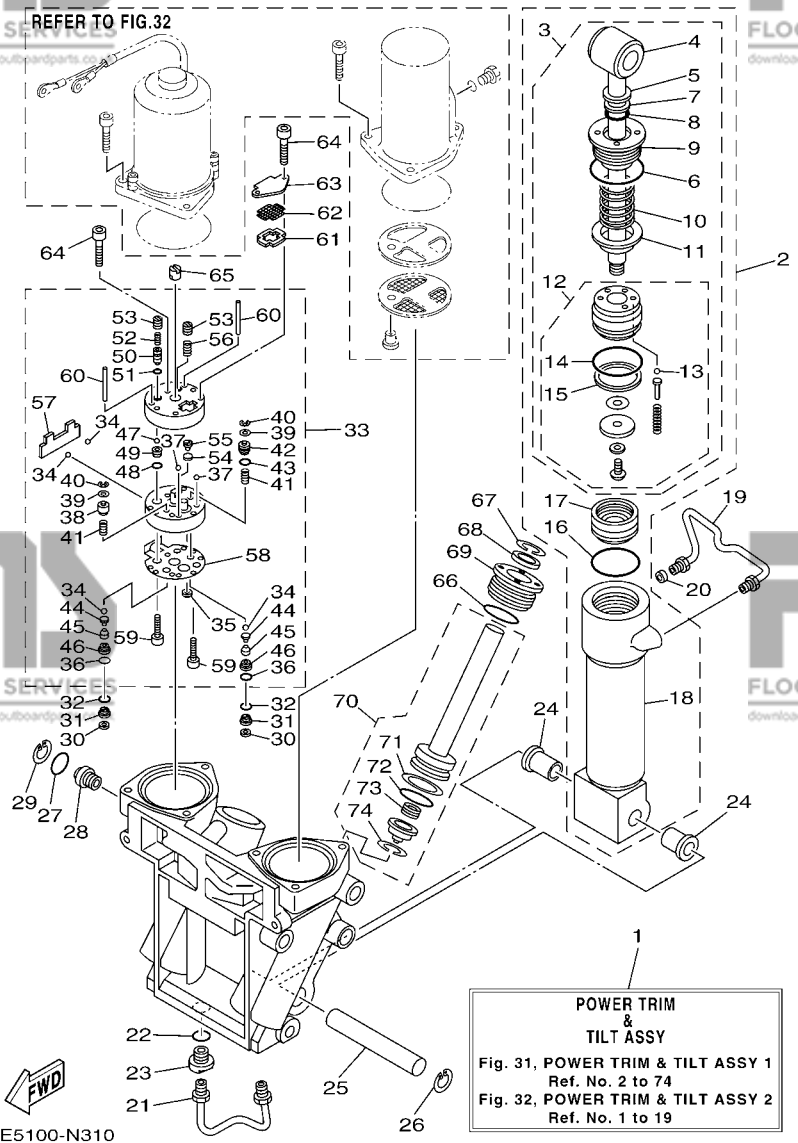
FIG. 30 BRACKET 2

SUPPORT 2



REF. NO.	PART NO. N° PIECES	DESCRIPTION DESCRIPTION	6CE5	6CF5	REMARKS REMARQUES
28	90185-14M00	NUT, SELF-LOCKING ECROU,AUTO-BLOQUANT	2	2	
29	92995-14600	WASHER RONDELLE	2	2	
30	6CE-44533-00	DAMPER, UPPER MOUNT RUBBER COUVERCLE, SUSPENSION INFERIEU	1	1	
31	6CE-44511-00-94	COVER, UPPER MOUNT COUVERCLE, SUSPENSION SUPERIEU	1	1	
32	90119-10024	BOLT, WITH WASHER BOULON, AVEC RONDELLE	3	3	
33	90446-15003	HOSE (L100) DURITE (L100)	1	1	
34	90465-11M10	CLAMP BRIDE	1	1	

FIG. 31 POWER TRIM & TILT ASSY 1 **PUISSANCE PARER ET INCLINER 1**

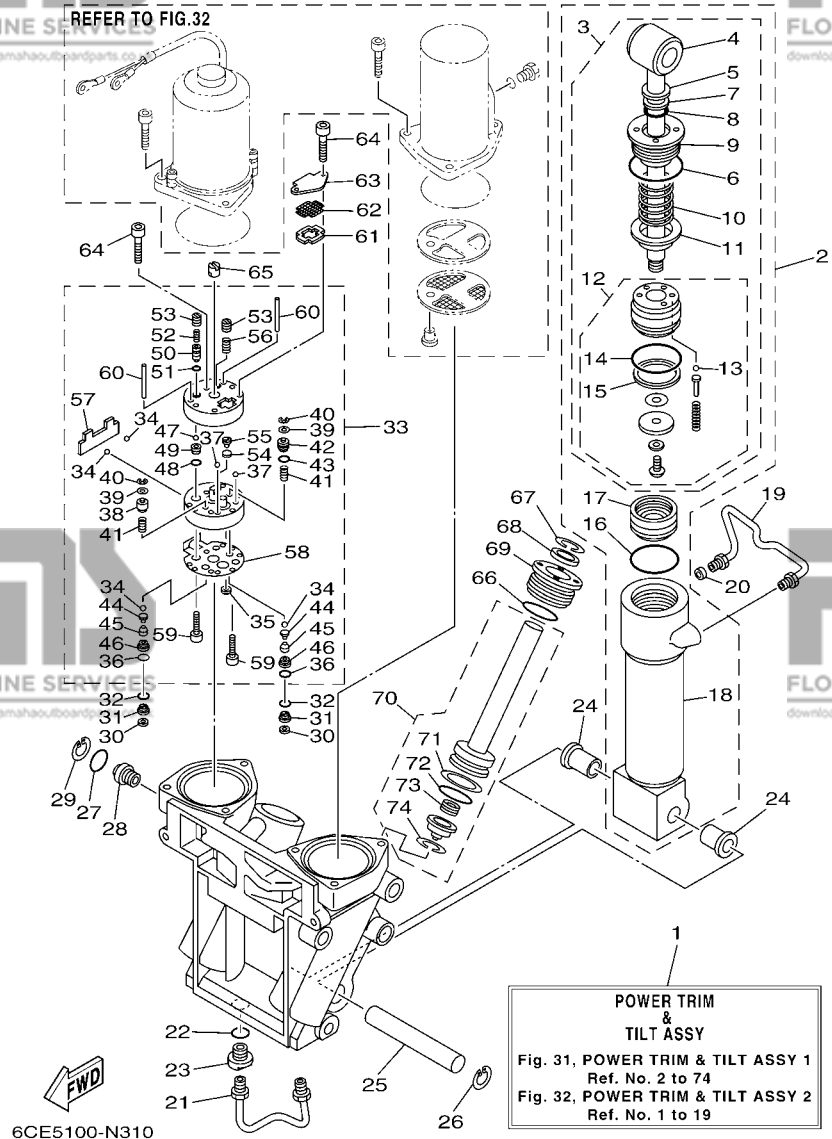


REF. NO.	PART NO. N° PIECES	DESCRIPTION DESCRIPTION	6CES	6CF5	REMARKS REMARQUES
1	69J-43800-06-8D	POWER TRIM & TILT ASSY PUISSANCE PARER ET INCLINER (E	1	1	
2	6CE-43840-00	POWER TILT ASSY PUISSANCE INCLINER (ENS.)	1	1	
3	6CE-43810-00	.TILT PISTON SUB ASSY .INCLINER PISTON AUXILIAIRE(ENS	1	1	
4	69J-43801-01	..ROD ..TIGE	1	1	
5	93106-19N50	..OIL SEAL ..JOINT SPY	1	1	
6	6H1-43861-00	..O-RING ..JOINT TORIQUE	1	1	
7	6H1-43872-00	..RING, BACK UP ..RESSORT	1	1	
8	61A-4389H-01	..O-RING ..JOINT TORIQUE	1	1	
9	61A-43811-00	..SCREW, CYLINDER END ..VIS, CYLINDRE RACCORD	1	1	
10	69J-4384H-00	..SPRING ..RESSORT	1	1	
11	69J-4382E-00	..ADAPTOR 2 ..ADAPTEUR 2	1	1	
12	6CE-4380P-00	..PISTON SUB ASSY ..PISTON AUXILIAIRE (ENS.)	1	1	
13	93505-32038	...BALL ...BILLE	5	5	
14	61A-43861-00	...O-RING ...JOINT TORIQUE	1	1	
15	61A-43871-00	...RING, BACK UP ...SEGMENT	1	1	
16	61A-43861-00	.O-RING .JOINT TORIQUE	1	1	
17	6H1-43814-00	.PISTON, FREE .PISTON	1	1	
18	61A-43813-01	.CYLINDER, TILT .CYLINDRE	1	1	
19	61A-43835-01	PIPE TUYAU	1	1	
20	69J-4388J-00	PLUG 2 BOUCHON 2	1	1	
21	69J-43833-01	PIPE TUYAU	1	1	
22	93210-17239	O-RING JOINT TORIQUE	1	1	
23	69J-4388E-01	BOLT ,SCREW VIS	1	1	
24	90386-18M14	BUSH DOUILLE	2	2	
25	61A-43818-00	PIN, LOWER SHOCK MOUNT AXE, INFERIEUR AMORTISSEUR	1	1	
26	61A-43876-00	RING, SNAP RESSORT	1	1	
27	6D8-43863-00	O-RING JOINT TORIQUE	1	1	

FIG. 31 POWER TRIM & TILT ASSY 1

PUISSANCE PARER ET INCLINER 1

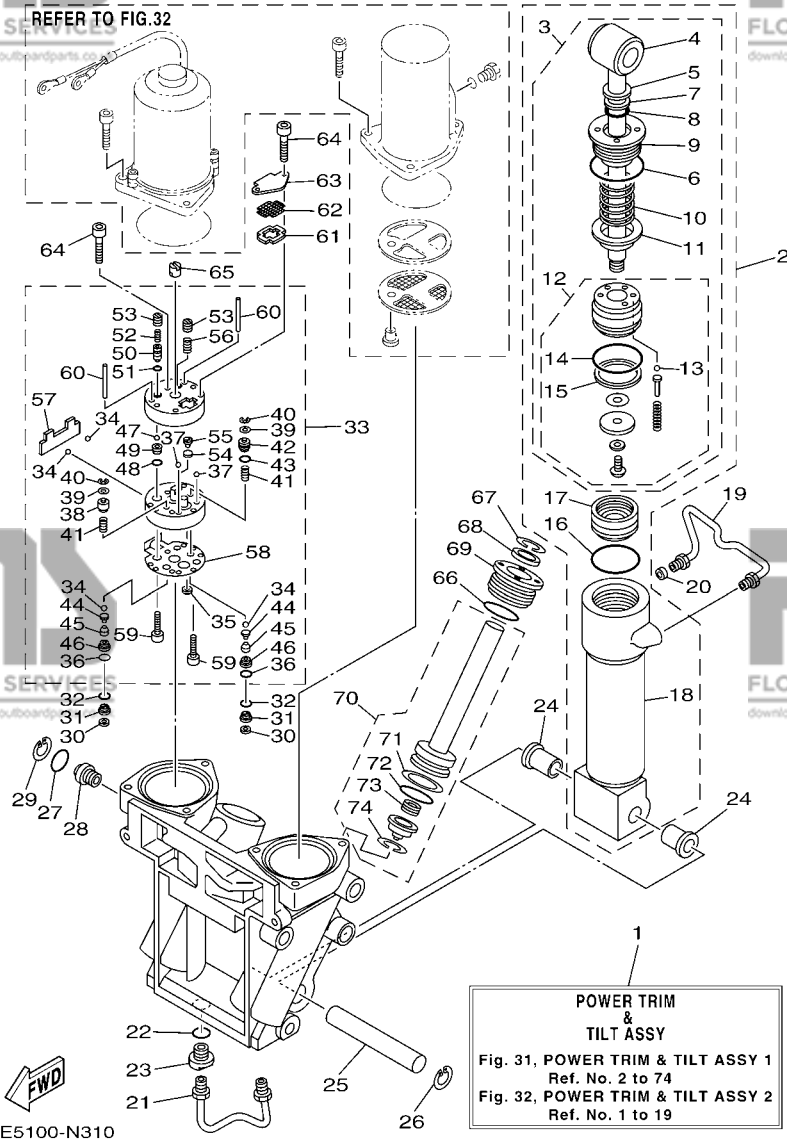
REFER TO FIG.32



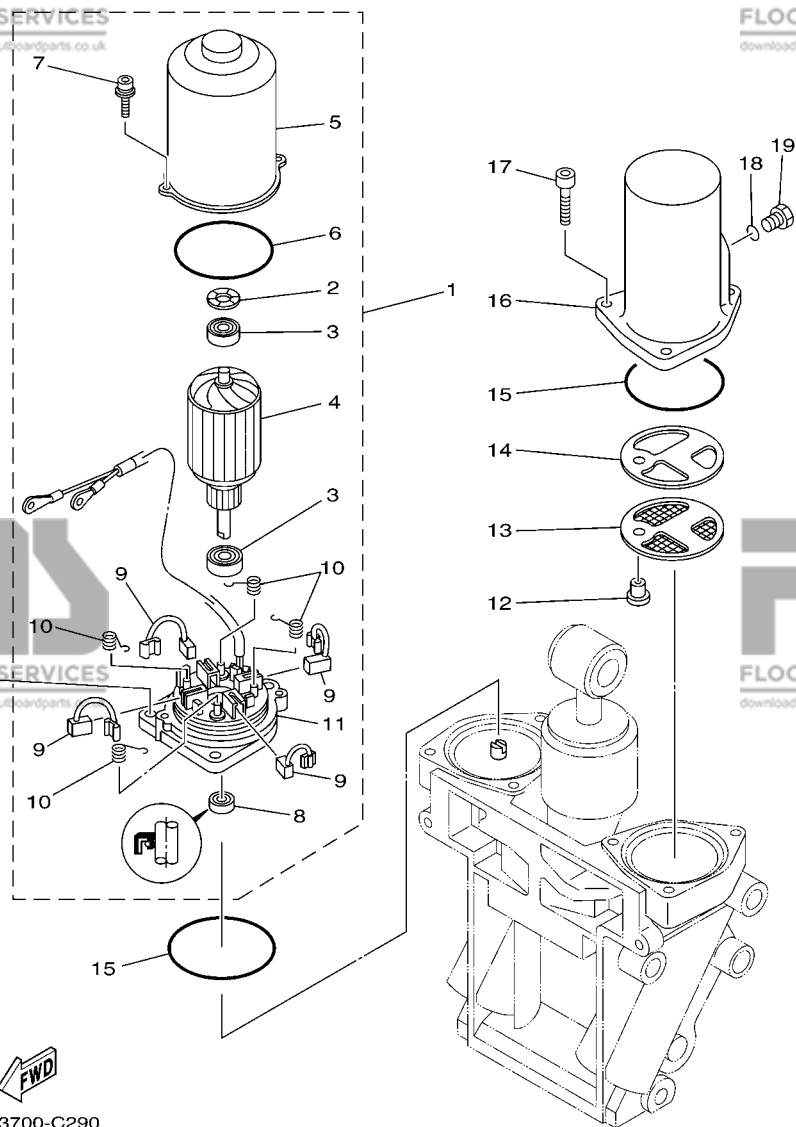
REF. NO.	PART NO. N° PIECES	DESCRIPTION DESCRIPTION	6CES	6CFS	REMARKS REMARQUES
28	69J-43845-00	SCREW, MANUAL RELEASE VIS	1	1	
29	6H1-43875-00	RING, SNAP RESSORT	1	1	
30	69J-4381C-00	FILTER 3 FILTRE 3	2	2	
31	69J-43899-01	PLATE STOPPER PLAQUETTE	2	2	
32	69J-4389J-00	O-RING JOINT TORIQUE	2	2	
33	69J-43830-01	GEAR PUMP ASSY POMPE A PIGNON (ENS.)	1	1	
34	93505-32038	.BALL .BILLE	4	4	
35	69J-4381C-00	.FILTER 3 .FILTRE 3	1	1	
36	69J-4389J-00	.O-RING .JOINT TORIQUE	2	2	
37	93503-16003	.BALL .BILLES	2	2	
38	6CJ-4384M-00	.PISTON, SHUTTLE 2 .PISTON 2	1	1	
39	69A-4384F-00	.SEAL, MAIN VALVE .JOINT	2	2	
40	99002-03600	.CLIP .CIRCLIP	2	2	
41	69J-43894-00	.SPRING, SHUTTLE RETURN .RESSORT	2	2	
42	6CJ-43841-00	.PISTON, SHUTTLE .PISTON	1	1	
43	6H1-43883-00	.O-RING .JOINT TORIQUE	1	1	
44	60V-4386A-00	.PIN, ABSORBER VALVE .GOUPILLE, SOUPAPE	2	2	
45	69J-43853-00	.SPRING, MAIN VALVE .RESSORT	2	2	
46	6CJ-43893-00	.WASHER .RONDELLE	2	2	
47	93501-08001	.BALL .BILLE	2	2	
48	93210-08391	.O-RING .JOINT TORIQUE	1	1	
49	69J-43851-00	.SEAT, RELIEF VALVE .SIEGE	1	1	
50	6CJ-43844-00	.PIN, VALVE SUPPORT .GOUPILLE	1	1	
51	93210-064A5	.O-RING .JOINT TORIQUE	1	1	
52	69J-43855-00	.SPRING, UP RELIEF .RESSORT	1	1	
53	6CJ-43843-00	.SCREW, VALVE LOCK .VIS	2	2	
54	6H1-4384G-11	.SEAL, RELIEF VALVE .JOINT	1	1	

FIG. 31 POWER TRIM & TILT ASSY 1

PUISSANCE PARER ET INCLINER 1



REF. NO.	PART NO. N° PIECES	DESCRIPTION DESCRIPTION	6CE5	6CF5	REMARKS REMARQUES
55	6H1-43844-10	.PIN, VALVE SUPPORT .GOUPILLE	1	1	
56	6H1-43856-10	.SPRING, DOWN RELIEF .RESSORT	1	1	
57	69J-43854-00	.SPRING, MANUAL RELEASE .RESSORT	1	1	
58	69J-4384G-00	.SEAL, RELIEF VALVE .JOINT	1	1	
59	91318-05025	.BOLT .BOULON	2	2	
60	93604-35236	.PIN, DOWEL .CLAVETTE	2	2	
61	69J-43871-00	RING, BACK UP SEGMENT	1	1	
62	69J-43816-00	FILTER 1 FILTRE 1	1	1	
63	69J-4381J-00	PLATE PLAQUE	1	1	
64	91318-05040	BOLT BOULON	3	3	
65	69J-43831-00	CONNECTOR, SHAFT RACCORD	1	1	
66	61A-43861-00	O-RING JOINT TORIQUE	2	2	
67	6T4-43875-01	RING, SNAP RESSORT	2	2	
68	61A-43822-00	SEAL, TRIM DUST JOINT	2	2	
69	61A-43821-01	SCREW, TRIM CYLINDER END VIS	2	2	
70	69J-43820-01	TRIM PISTON SUB ASSY PARER PISTON AUXILIAIRE (ENS.)	2	2	
71	61A-43874-00	.RING, BACK UP .RESSORT	1	1	
72	61A-43864-00	.O-RING JOINT TORIQUE	1	1	
73	61A-4384H-10	.SPRING .RESSORT	1	1	
74	61A-43875-10	.RING, SNAP .RESSORT	1	1	



69J3700-C290

FIG. 32 POWER TRIM & TILT ASSY 2

PUISSANCE PARER ET INCLINER 2

REF. NO.	PART NO. N° PIECES	DESCRIPTION DESCRIPTION	6CES	6CF5	REMARKS REMARQUES
1	69J-43880-01	MOTOR ASSY MOTEUR (ENS.)	1	1	
2	90206-14N50	.WASHER, WAVE .RONDELLE, ONDULEE	1	1	
3	93399-999T6	.BEARING .ROULEMENT	2	2	
4	69J-43805-00	.ARMATURE ASSY .INDUIT (ENS.)	1	1	
5	69J-43804-00	.STATOR ASSY .STATOR (ENS.)	1	1	
6	69J-43861-00	.O-RING .JOINT TORIQUE	1	1	
7	69J-43886-00	.BOLT .BOULON	2	2	
8	69J-43882-00	.OIL SEAL .JOINT SPI	1	1	
9	69J-43891-00	.BRUSH 1 .BALAI 1	4	4	
10	69J-4386K-00	.SPRING, BRUSH .RESSORT, BALAI	4	4	
11	69J-43881-01	.FRAME, END .BATI	1	1	
12	69J-4388H-00	PLUG BOUCHON	1	1	
13	69J-43817-00	FILTER 2 FILTRE 2	1	1	
14	69J-4388F-00	SPACER ENTRETOISE	1	1	
15	93210-66001	O-RING JOINT TORIQUE	2	2	
16	69J-43828-00	BODY, RESERVOIR CORPS	1	1	
17	69J-43888-00	BOLT, SOCKET BOULON	6	6	
18	93210-09165	O-RING JOINT TORIQUE	1	1	
19	6H1-43829-00	PLUG, RESERVOIR BOUCHON	1	1	

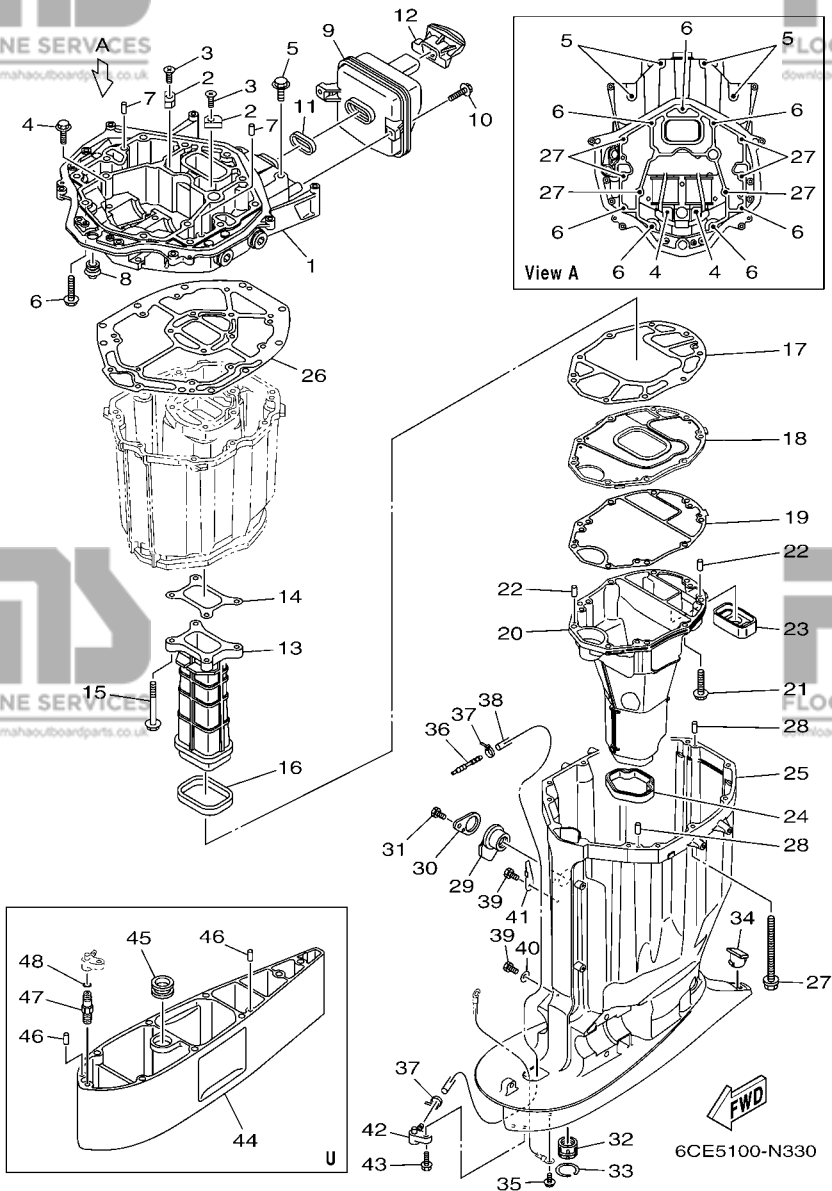


FIG. 33 UPPER CASING

FOURREAU

REF. NO.	PART NO. N° PIECES	DESCRIPTION DESCRIPTION	6CES	6CF5	REMARKS REMARQUES
1	6CE-41137-00-CA	GUIDE, EXHAUST COLLECTEUR D'ÉCHAPPEMENT	1	1	
2	63P-11325-11	ANODE ANODE	2	2	
3	90151-06M02	SCREW, COUNTERSUNK VIS, TÊTE NOYÉE	2	2	
4	90119-08102	BOLT, WITH WASHER BOULON, AVEC RONDELLE	2	2	
5	97575-10545	BOLT, WITH WASHER VIS HEXAGONAL AVEC RONDELLE	4	4	
6	97575-10535	BOLT, WITH WASHER VIS HEXAGONAL AVEC RONDELLE	7	7	
7	93608-16M16	PIN, DOWEL AXE	2	2	
8	6E5-42724-00	GROMMET PASSE-FIL	1	1	
9	6CB-14750-00	SILENCER ASSY SILENCIEUX	1	1	
10	95875-06020	BOLT, FLANGE BOULON, A COLLERETTE	2	2	
11	6CB-14755-00	GASKET, SILENCER JOINT, SILENCIEUX	1	1	
12	6CB-42769-01	SEAL, RUBBER BOURRELET, CAOUTCHOUC	1	1	
13	6CB-41132-00-9S	MANIFOLD, EXHAUST PIPE D'ÉCHAPPEMENT	1	1	
14	6CB-41134-00	GASKET, EXHAUST MANIFOLD JOINT, PIPE D'ÉCHAPPEMENT	1	1	
15	97575-08560	BOLT, WITH WASHER VIS HEXAGONAL AVEC RONDELLE	4	4	
16	6CB-41138-00	SEAL, EXT. 1 JOINT DE GROUPE 1	1	1	
17	6CB-41135-00	GASKET, EXHAUST MANIFOLD JOINT, PIPE D'ÉCHAPPEMENT	1	1	
18	6CE-45181-00-9S	PLATE PLAQUETTE	1	1	
19	6CE-41136-00	GASKET, EXHAUST MANIFOLD 4 JOINT, PIPE D'ÉCHAPPEMENT 4	1	1	
20	6CE-14711-00-9S	MUFFLER 1 POT D'ÉCHAPPEMENT 1	1	1	
21	97575-08535	BOLT, WITH WASHER VIS HEXAGONAL AVEC RONDELLE	9	9	
22	93606-19M23	PIN, DOWEL GOUPILLE	2	2	
23	6CE-45127-00	SEAL JOINT	1	1	
24	6CE-45123-00	GASKET, MUFFLER JOINT, POT DE DÉTENTE	1	1	
25	6CE-45111-00-8D	CASING, UPPER FOURREAU	1	1	
26	6CB-45113-00	GASKET, UPPER CASING JOINT, TUBE D'ARBRE	1	1	
27	90119-10007	BOLT, WITH WASHER BOULON, AVEC RONDELLE	6	6	

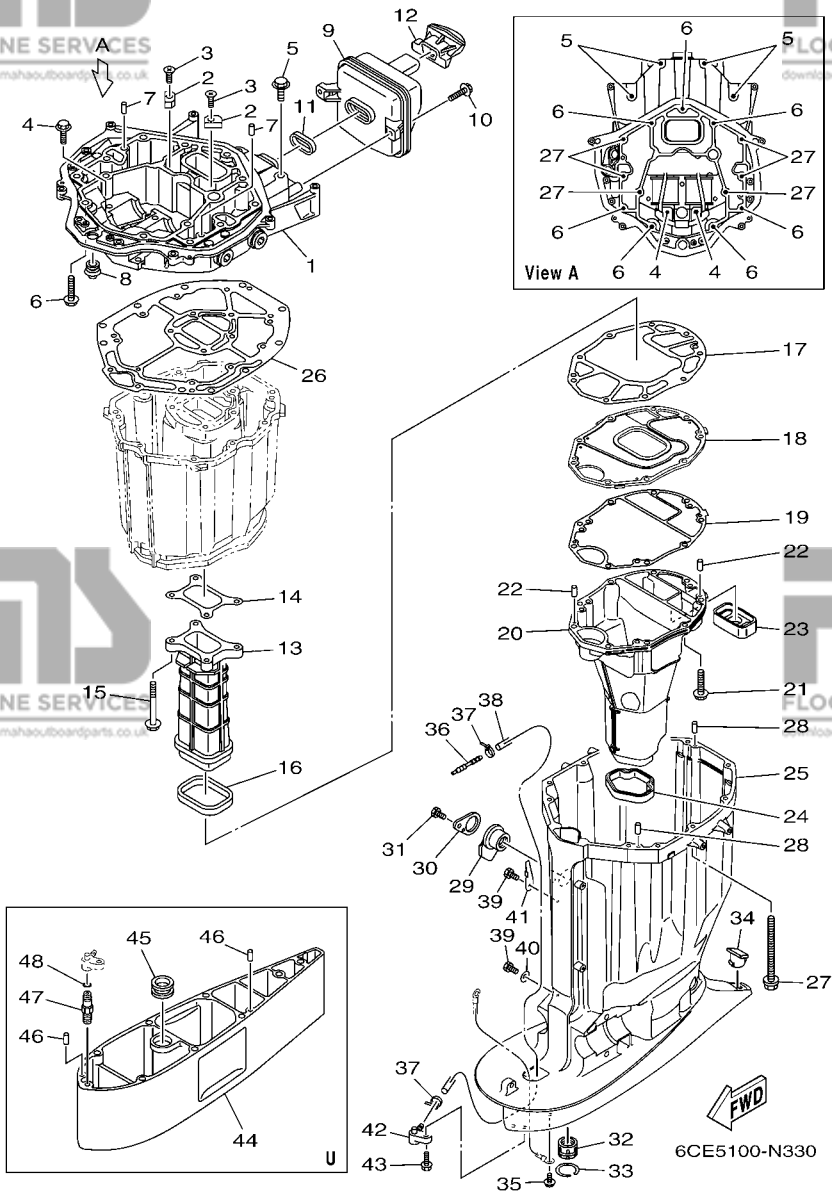
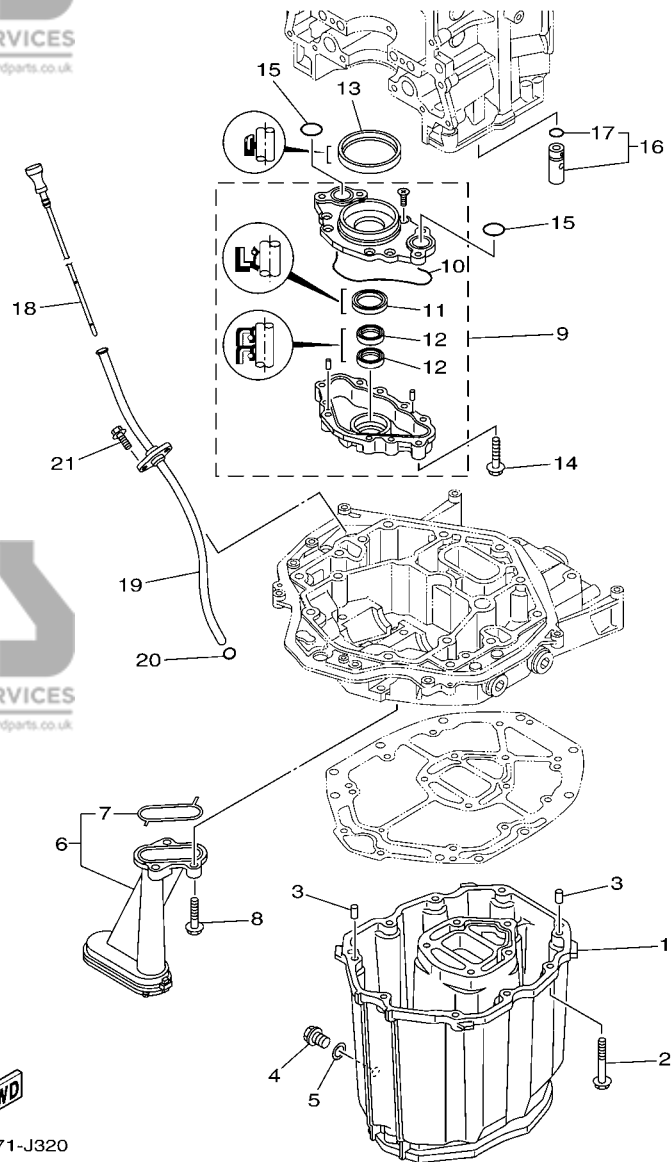


FIG. 33 UPPER CASING

FOURREAU

REF. NO.	PART NO. N° PIECES	DESCRIPTION DESCRIPTION	6CES	6CF5	REMARKS REMARQUES
28	93608-16M16	PIN, DOWEL AXE	2	2	
29	6BB-15316-00	DAMPER 1 AMORTISSEUR 1	1	1	
30	6BB-45152-01	COVER, UPPER CASING 2 CAPUCHON FOURREAU	1	1	
31	97095-06012	BOLT BOULON	1	1	
32	69J-45318-01	BUSHING, DRIVE SHAFT DOUILLE, ARBRE MOTEUR	1	1	
33	93420-36M01	CIRCLIP CIRCLIP, TYPE S	1	1	
34	61A-45155-00	CAP CAPUCHON	1	1	
35	95895-06010	BOLT, FLANGE BOULON	1	1	
36	6E5-83558-00	END, NIPPLE RACCORD DE NIPPLE	1	1	EXCEPT F300BET1
37	90465-11M10	CLAMP BRIDE	2	2	EXCEPT F300BET1
	90465-11M10	CLAMP BRIDE	1	1	EXCEPT F300BET1
38	90445-07032	HOSE (L1920) DURITE (L1920)	1	1	EXCEPT F300BET1
	90445-07034	HOSE (L2470) DURITE (L2470)	1	1	EXCEPT F300BET1
39	97095-06010	BOLT BOULON	2	2	EXCEPT F300BET1
40	90201-06M02	WASHER, PLATE RONDELLE, PLATE	1	1	FOR F300BET1
41	90462-10061	CLAMP BRIDE	1	1	FOR F300BET1
42	63P-45379-00	NIPPLE, HOSE RACCORD D'ESSENCE	1	1	
43	90119-06M18	BOLT, WITH WASHER BOULON, AVEC RONDELLE	1	1	
44	6CE-45211-10-8D	EXTENSION EXTENSION	1	1	U(30.3")
45	6AW-44366-00	DAMPER, WATER SEAL 2 JOINT, TUBE D'EAU 2	1	1	U(30.3")
46	93608-16M16	PIN, DOWEL AXE	2	2	U(30.3")
47	63P-45378-00	NIPPLE, HOSE RACCORD, TUYAU	1	1	U(30.3")
48	93210-07003	O-RING JOINT TORIQUE	1	1	U(30.3")



6CB1171-J320

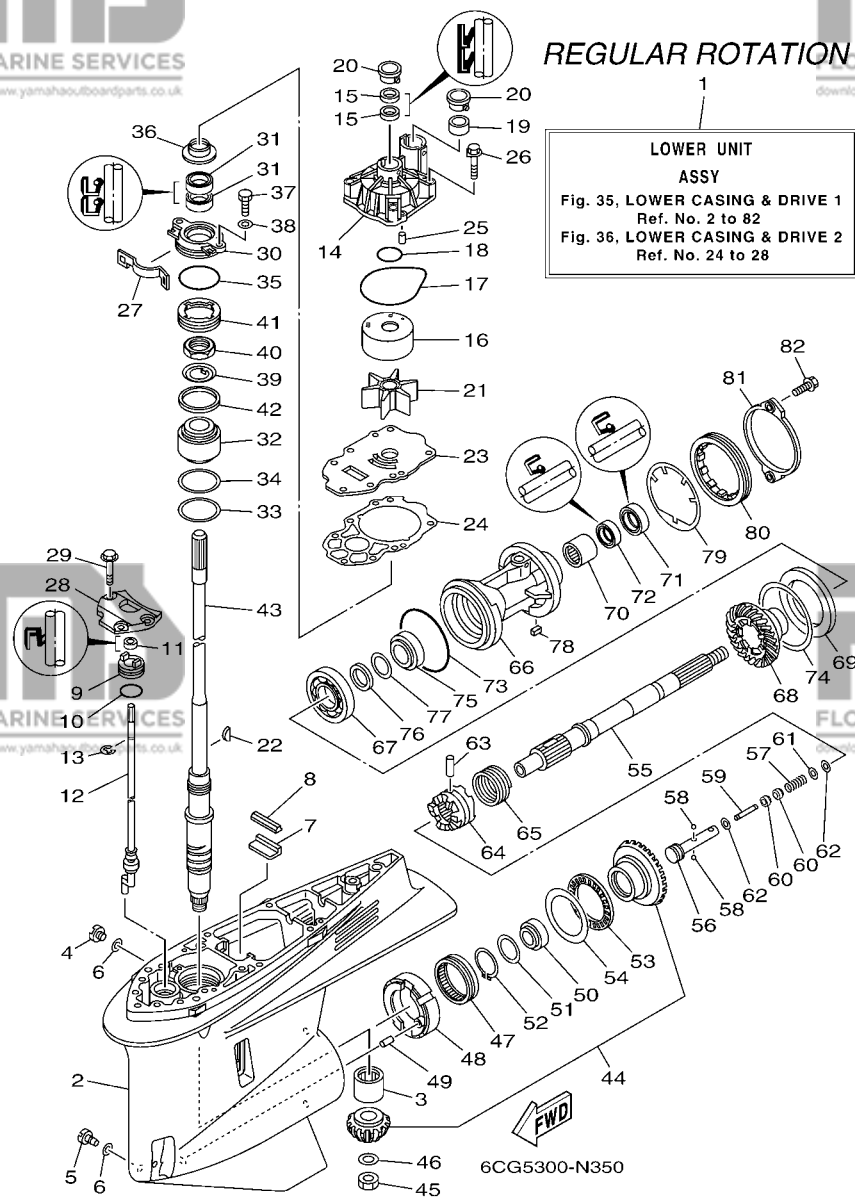
FIG. 34 OIL PAN

VENTILATEUR D'HUILE

REF. NO.	PART NO. N° PIECES	DESCRIPTION DESCRIPTION	6CES	6CFS	REMARKS REMARQUES
1	6CB-15311-00-CA	OIL PAN VENTILATEUR D'HUILE	1	1	
2	97575-08535	BOLT, WITH WASHER VIS HEXAGONAL AVC RONDELLE	10	10	
3	93608-16M16	PIN, DOWEL AXE	2	2	
4	90340-14M06	PLUG, STRAIGHT SCREW PLOT, FILETE DROIT	1	1	
5	90430-14M09	GASKET JOINT	1	1	
6	6CB-13411-00	STRAINER, OIL FILTRE, HUILE	1	1	
7	6AW-13415-00	.SEAL, OIL STRAINER .JOINT, FILTRE A HUILE	1	1	
8	95812-06025	BOLT, FLANGE BOULON	3	3	
9	6CB-13300-00	OIL PUMP ASSY POMPE A HUILE COMPLETE	1	1	
10	6CB-13329-00	.GASKET, PUMP COVER .JOINT, COUVERCLE DE POMPE	1	1	
11	6AW-13119-00	.OIL SEAL .JOINT SPY	1	1	
12	69J-13631-00	.OIL SEAL .JOINT SPY	2	2	
13	6CB-11355-00	SEAL, CYLINDER 1 JOINT, SPY CYLINDRE	1	1	
14	95875-06040	BOLT, FLANGE BOULON, A COLLERETTE	4	4	
15	93210-26658	O-RING JOINT TORIQUE	2	2	
16	6CB-13490-00	RELIEF VALVE ASSY SOUPAPE DE SECURITE COMPLET	1	1	
17	6CB-13473-00	.O-RING .JOINT TORIQUE	1	1	
18	6CB-15362-00	PLUG, OIL LEVEL PLOT, NIVEAU D'HUILE	1	1	
19	6CB-15377-00	GUIDE, INLET GUIDE D'ADMISSION	1	1	
20	93210-19MJ3	O-RING JOINT TORIQUE	1	1	
21	95875-06016	BOLT, FLANGE BOULON, A COLLERETTE	2	2	

FIG. 35 LOWER CASING & DRIVE 1

BOITIER D'HELICE TRANSMISSION1



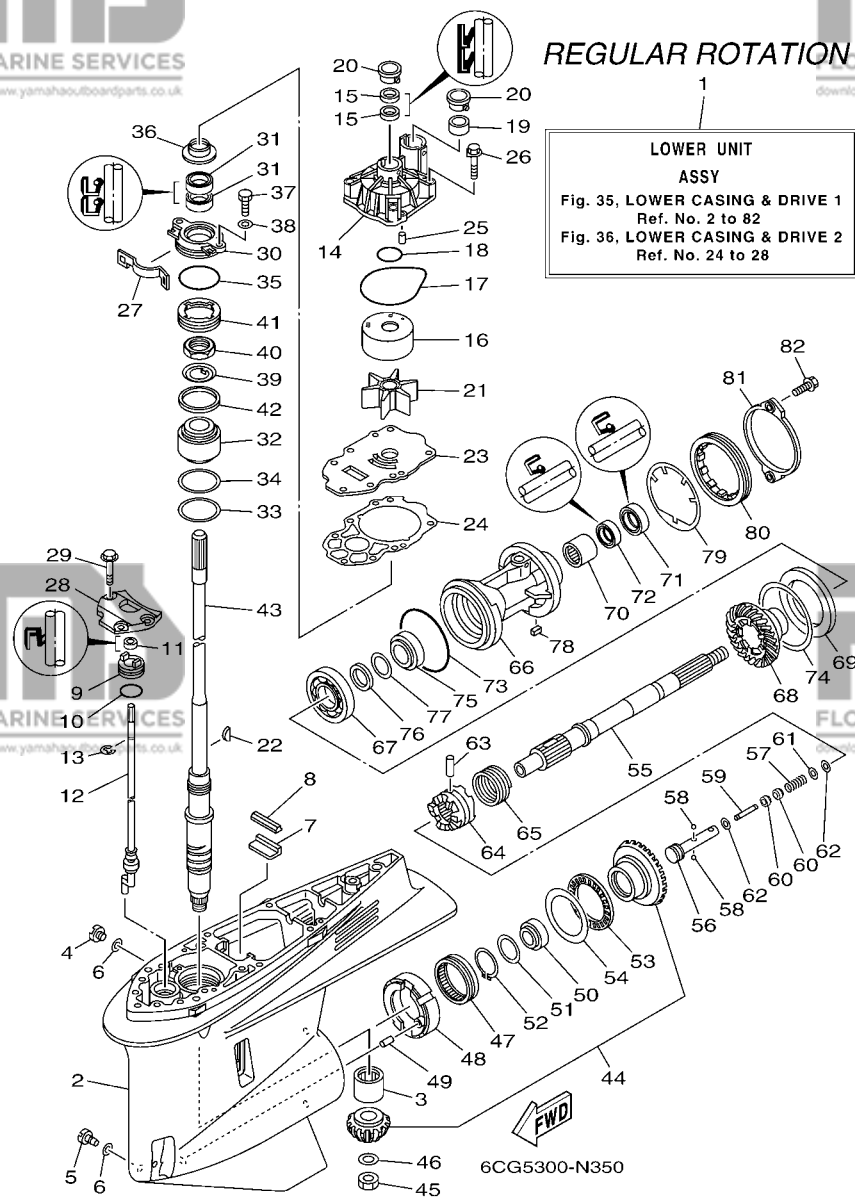
REGULAR ROTATION

LOWER UNIT ASSY
Fig. 35, LOWER CASING & DRIVE 1
Ref. No. 2 to 82
Fig. 36, LOWER CASING & DRIVE 2
Ref. No. 24 to 28

REF. NO.	PART NO. N° PIECES	DESCRIPTION DESCRIPTION	6CES	6CFS	REMARKS REMARQUES
1	6CE-45300-01-8D	LOWER UNIT ASSY UNITE INFÉRIEURE (ENS.)	1		X(25.3"),RH X(25.3"),RH
	6CE-45300-11-8D	LOWER UNIT ASSY UNITE INFÉRIEURE (ENS.)	1		U(30.3"),RH U(30.3"),RH
2	6CE-45301-00-8D	CASING, LOWER BEQUILLE	1		
3	93311-83280	BEARING ROULEMENT	1		
4	90340-08002	PLUG, STRAIGHT SCREW PLOT, FILETE DROIT	1		
5	688-45341-10	PLUG, DRAIN BOUCHON DE VIDANGE	1		
6	90430-08020	GASKET JOINT	2		
7	663-45376-00	GUIDE, SEAL DAMPER BUTÉE, JOINT CAOUTCHOUC	1		
8	6CE-45375-00	DAMPER, SEAL BOURRELET, CAOUTCHOUC	1		
9	65N-45321-00	PLATE PLAQUETTE	1		X(25.3") X(25.3")
	6CE-45321-00	PLATE PLAQUETTE	1		U(30.3") U(30.3")
10	93210-33M49	O-RING JOINT TORIQUE	1		
11	93106-09014	OIL SEAL JOINT SPY	1		X(25.3") X(25.3")
	93106-10001	OIL SEAL JOINT SPY	1		U(30.3") U(30.3")
12	6CE-44150-00	SHIFT CAM ASSY CAME D'INVERSION	1		X(25.3"),RH X(25.3"),RH
	6CE-44150-10	SHIFT CAM ASSY CAME D'INVERSION	1		U(30.3"),RH U(30.3"),RH
13	99001-08600	CIRCLIP CIRCLIP	1		X(25.3") X(25.3")
	99001-09600	CIRCLIP CIRCLIP	1		U(30.3") U(30.3")
14	6CE-44311-01	HOUSING, WATER PUMP CORPS, POMPE A EAU	1		
15	93104-22M07	OIL SEAL JOINT SPY	2		
16	6AW-44322-00	INSERT, CARTRIDGE CUVETTE	1		
17	93210-94003	O-RING JOINT TORIQUE	1		
18	93210-37160	O-RING JOINT TORIQUE	1		
19	6AW-44365-00	DAMPER, WATER SEAL 1 JOINT, TUBE D'EAU 1	1		
20	6AW-44312-00	COVER, WATER PUMP HOUSING COUVERCLE	2		
21	6CE-44352-00	IMPELLER TURBINE	1		
22	90280-04002	KEY, WOODRUFF CLAVETTE, DEMI-LUNE	1		

FIG. 35 LOWER CASING & DRIVE 1

BOITIER D'HELICE TRANSMISSION1



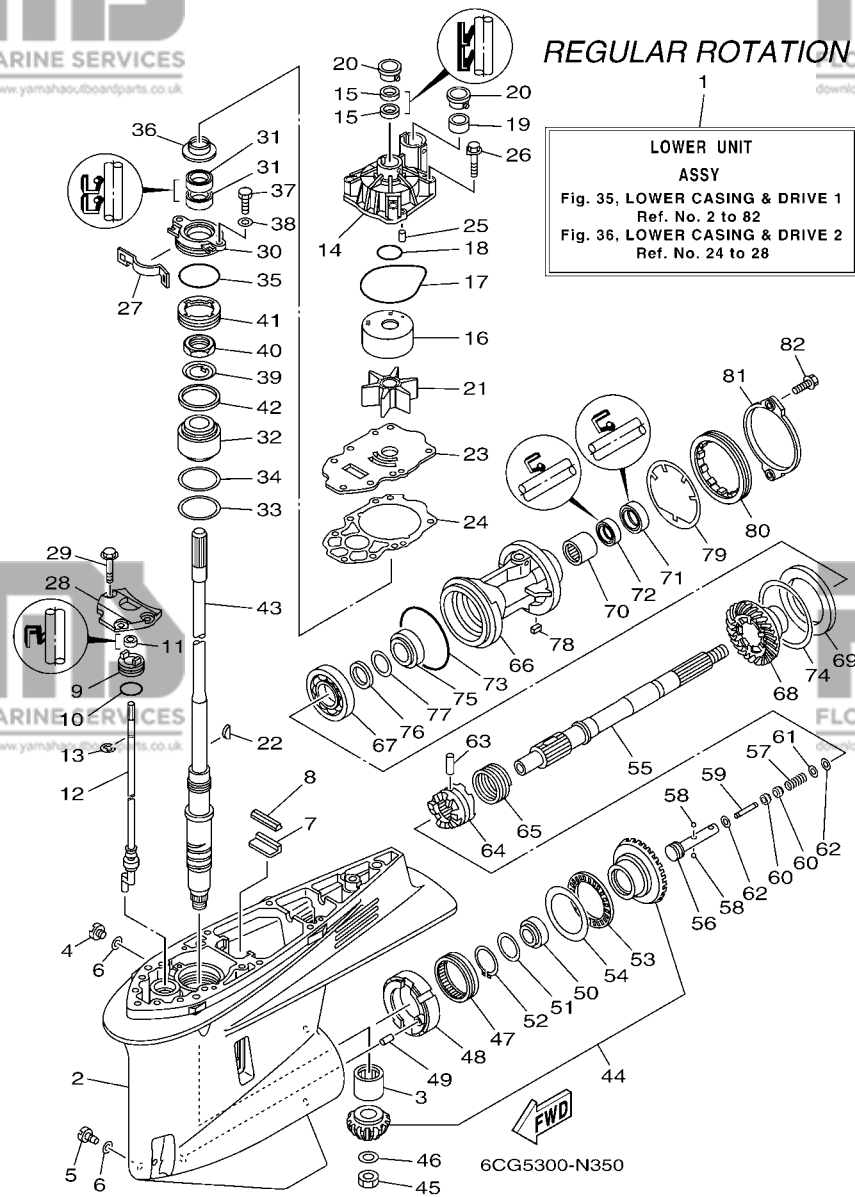
REGULAR ROTATION

LOWER UNIT ASSY
Fig. 35. LOWER CASING & DRIVE 1
Ref. No. 2 to 82
Fig. 36. LOWER CASING & DRIVE 2
Ref. No. 24 to 28

REF. NO.	PART NO. N° PIECES	DESCRIPTION DESCRIPTION	6CES	6CFS	REMARKS REMARQUES
23	6CE-44323-01	OUTER PLATE, CARTRIDGE PLAQUE EXTERIEURE	1		
24	6CE-44315-00	GASKET, WATER PUMP JOINT, POMPE A EAU	1		
25	93606-12019	PIN, DOWEL GOUPILLE	2		
26	90119-08M14	BOLT, WITH WASHER BOULON, AVEC RONDELLE	4		
27	6AW-45723-00	PLATE, SEAL PLAQUE, JOINT	1		
28	6CB-44312-00	COVER, WATER PUMP HOUSING COUVERCLE	1		
29	90119-08M32	BOLT, WITH WASHER BOULON, AVEC RONDELLE	3		
30	6CE-45335-00-9S	HOUSING, OIL SEAL LOGEMENT DE JOINT SPY	1		
31	93101-28M16	OIL SEAL JOINT SPY	2		
32	93399-99966	BEARING ROULEMENT	1		
33	90201-62008	WASHER, PLATE RONDELLE, PLATE	1		
34	6CE-45587-00	SHIM (T:0.10MM) CALE (T:0.10MM)	1		UR
	6CE-45587-10	SHIM (T:0.12MM) CALE (T:0.12MM)	1		UR
	6CE-45587-20	SHIM (T:0.15MM) CALE (T:0.15MM)	1		UR
	6CE-45587-30	SHIM (T:0.18MM) CALE (T:0.18MM)	1		UR
	6CE-45587-40	SHIM (T:0.30MM) CALE (T:0.30MM)	1		UR
	6CE-45587-50	SHIM (T:0.40MM) CALE (T:0.40MM)	1		UR
	6CE-45587-60	SHIM (T:0.50MM) CALE (T:0.50MM)	1		UR
35	93210-64488	O-RING JOINT TORIQUE	1		
36	6AW-45344-00	COVER, OIL SEAL FLASQE, JOINT D'HUILE	1		
37	97095-08020	BOLT BOULON	2		
38	92995-08600	WASHER RONDELLE	2		
39	90214-30003	WASHER, CLAW RONDELLE, A GRIFFES	1		
40	90170-30M18	NUT ECROU	1		
41	6CE-45244-00	NUT ECROU	1		
42	6CE-45539-00	SPACER 2 ENTRETOISE 2	1		
43	6CE-45501-00	DRIVE SHAFT COMP. ARBRE MOTEUR COMP.	1		X(25.3") X(25.3")

FIG. 35 LOWER CASING & DRIVE 1

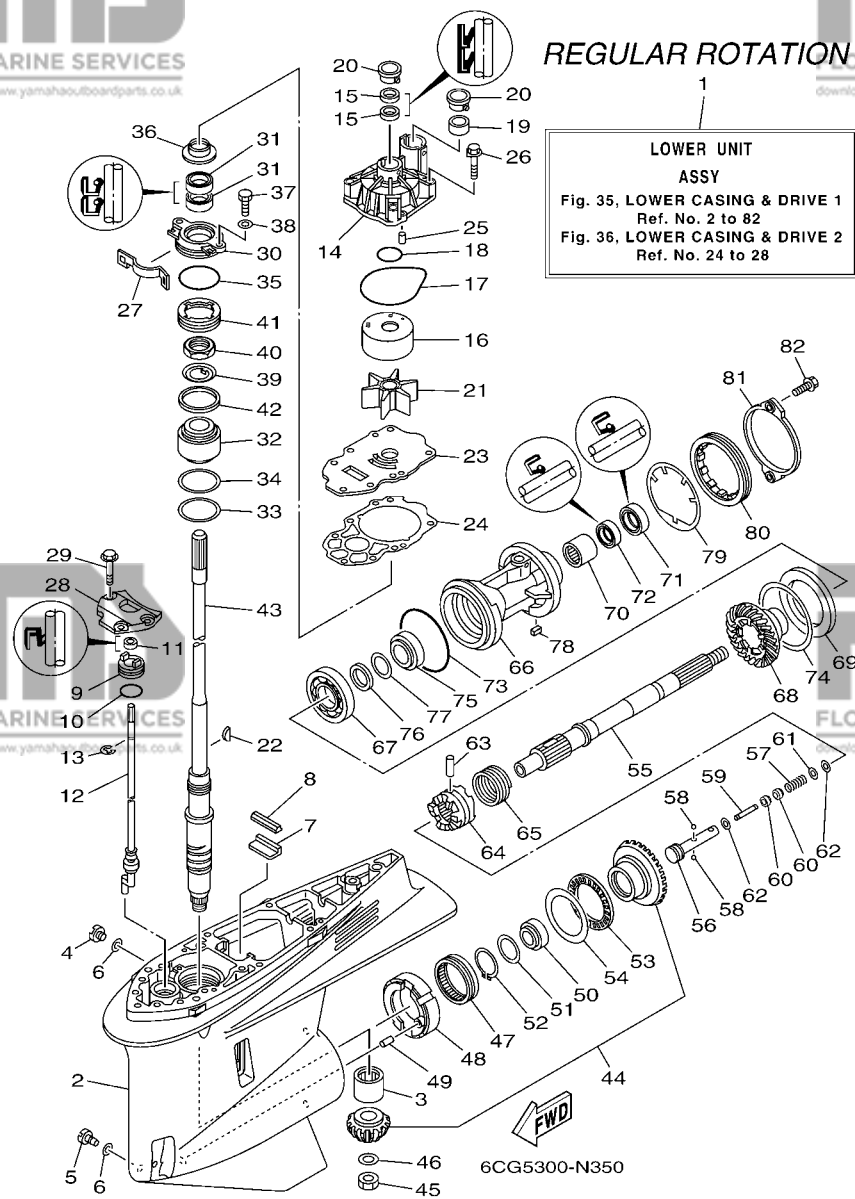
BOITIER D'HELICE TRANSMISSION1



REF. NO.	PART NO. N° PIECES	DESCRIPTION DESCRIPTION	6CES	6CF5	REMARKS REMARQUES
43	6CE-45501-10	DRIVE SHAFT COMP. ARBRE MOTEUR COMP.	1		U(30.3") U(30.3")
44	6CE-45550-00	GEAR SET KIT, PIGNON	1		
45	90170-16M19	NUT ECROU	1		
46	90201-16M00	WASHER, PLATE RONDELLE, PLATE	1		
47	93311-85894	BEARING ROULEMENT	1		
48	6CB-45824-00	ADAPTER ADAPTATEUR	1		
49	93608-16M16	PIN, DOWEL AXE	1		
50	93332-000A4	BEARING ROULEMENT	1		
51	90201-41008	WASHER, PLATE RONDELLE, PLATE	1		
52	99009-47500	CIRCLIP CIRCLIP	1		
53	93340-67011	BEARING CERVEAUX DE DIRECTION	1		
54	6CB-45567-00	SHIM (T:2.00MM) CALE (T:2.00MM)	1		UR
	6CB-45567-10	SHIM (T:2.03MM) CALE (T:2.03MM)	1		UR
	6CB-45567-20	SHIM (T:2.06MM) CALE (T:2.06MM)	1		UR
	6CB-45567-30	SHIM (T:2.09MM) CALE (T:2.09MM)	1		UR
	6CB-45567-40	SHIM (T:2.12MM) CALE (T:2.12MM)	1		UR
	6CB-45567-50	SHIM (T:2.15MM) CALE (T:2.15MM)	1		UR
55	6CB-45611-00	SHAFT, PROPELLER ARBRE, HELICE	1		
56	6CB-45634-00	SLIDE, SHIFT CONTRE-POUSSOIR	1		
57	90501-10M77	SPRING, COMPRESSION RESSORT, COMPRESSION	1		
58	93501-04011	BALL BILLE	2		
59	6H1-45668-00	SHAFT, FREE 1 AXE 1	1		
60	61A-45635-00	PLUNGER, SHIFT POUSSOIR D'EMBRAYAGE	2		
61	90201-02M00	WASHER, PLATE RONDELLE, PLATE	1		
62	90183-02M03	NUT, SPRING ECROU, RESSORT	2		
63	90250-08M07	PIN, STRAIGHT GOUPILLE, DROITE	1		
64	6CE-45631-00	CLUTCH, DOG CRABOT	1		

FIG. 35 LOWER CASING & DRIVE 1

BOITIER D'HELICE TRANSMISSION1



REGULAR ROTATION

LOWER UNIT ASSY
Fig. 35. LOWER CASING & DRIVE 1
Ref. No. 2 to 82
Fig. 36. LOWER CASING & DRIVE 2
Ref. No. 24 to 28

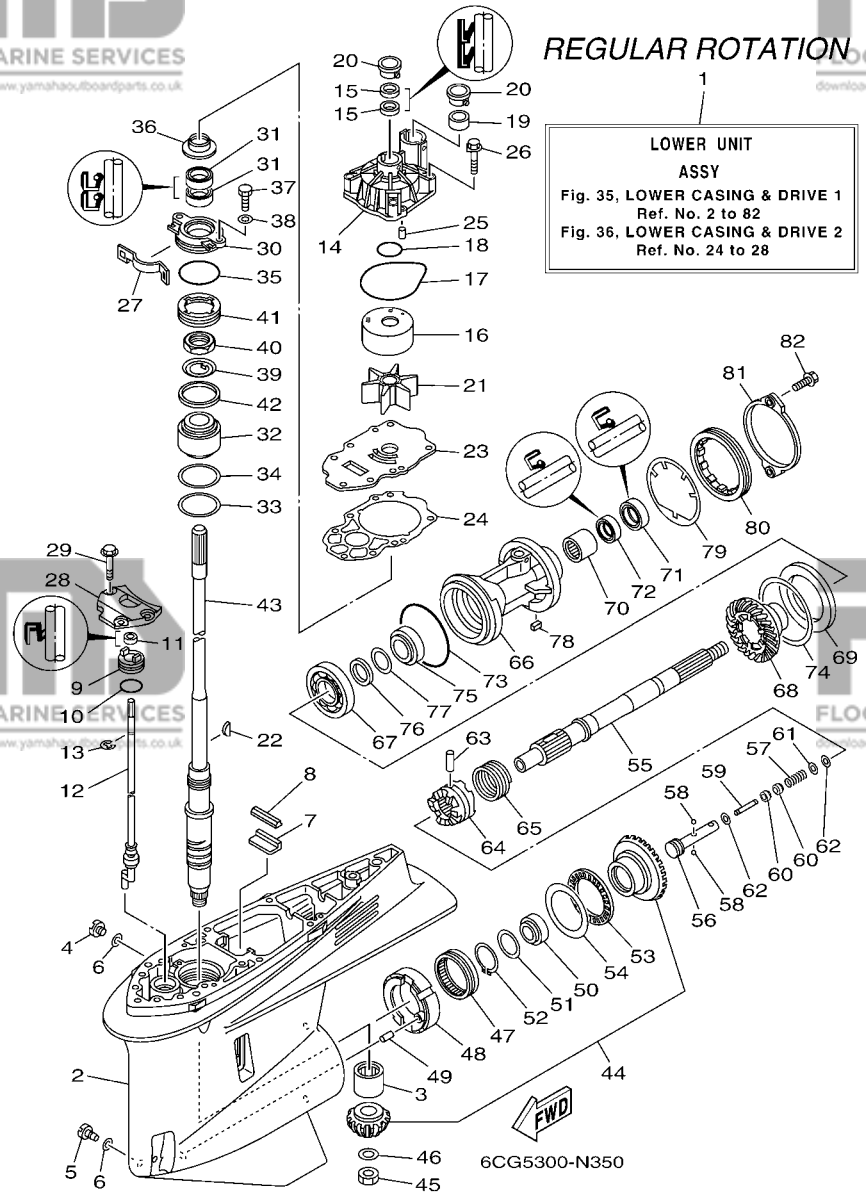
REF. NO.	PART NO. N° PIECES	DESCRIPTION DESCRIPTION	6CES	6CFS	REMARKS REMARQUES
65	6E5-45633-01	RING, CROSS PIN JONC, GOUPILLE CRABOT	1		
66	6CE-45332-00-CA	HOUSING, BEARING FLASQUE, ROULEMENT	1		
67	93306-209U0	BEARING ROULEMENT	1		
68	6CE-45571-00	GEAR 2 (21T) PIGNON 2 (21T)	1		
69	6CB-45576-00	WASHER, THRUST 2 RONDELLE DE CALAGE 2	1		
70	93315-43061	BEARING ROULEMENT	1		
71	93101-30002	OIL SEAL JOINT SPY	1		
72	93101-30004	OIL SEAL JOINT SPY	1		
73	93211-02001	O-RING JOINT TORIQUE	1		
74	6CB-45577-00	SHIM (T:0.10MM) CALE (T:0.10MM)	1		UR UR
74	6CB-45577-10	SHIM (T:0.12MM) CALE (T:0.12MM)	1		UR UR
74	6CB-45577-20	SHIM (T:0.15MM) CALE (T:0.15MM)	1		UR UR
74	6CB-45577-30	SHIM (T:0.18MM) CALE (T:0.18MM)	1		UR UR
74	6CB-45577-40	SHIM (T:0.30MM) CALE (T:0.30MM)	1		UR UR
74	6CB-45577-50	SHIM (T:0.40MM) CALE (T:0.40MM)	1		UR UR
74	6CB-45577-60	SHIM (T:0.50MM) CALE (T:0.50MM)	1		UR UR
75	93332-000A5	BEARING ROULEMENT	1		
76	90201-32008	WASHER, PLATE RONDELLE, PLATE	1		
77	676-45567-00	SHIM (T:0.7MM) CALE	1		UR UR
77	676-45567-10	SHIM (T:0.8MM) CALE	1		UR UR
77	676-45567-20	SHIM (T:0.9MM) CALE	1		UR UR
77	676-45567-30	SHIM (T:1.0MM) CALE	1		UR UR
77	676-45567-40	SHIM (T:1.1MM) CALE	1		UR UR
77	676-45567-50	SHIM (T:1.2MM) CALE	1		UR UR
78	90282-05008	KEY, STRAIGHT CLAVETTE, DROITE	1		
79	6CB-45383-00	WASHER, CLAW FREIN D'ECROU	1		
80	6CB-45384-00	NUT ECROU	1		

FIG. 35 LOWER CASING & DRIVE 1

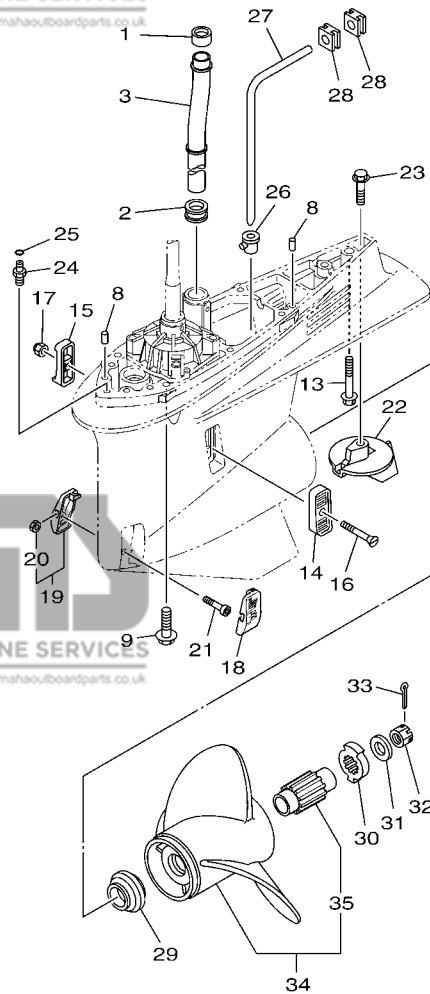
BOITIER D'HELICE TRANSMISSION1

REF. NO.	PART NO. N° PIECES	DESCRIPTION DESCRIPTION	6CE5	6CF5	REMARKS REMARQUES
----------	--------------------	-------------------------	------	------	-------------------

81	6CE-45361-10	CAP, LOWER CASING COUVERCLE, BOITIER D'HELICE	1		
82	90105-08M61	BOLT, FLANGE BOULON	2		



REGULAR ROTATION



6CG5300-N360

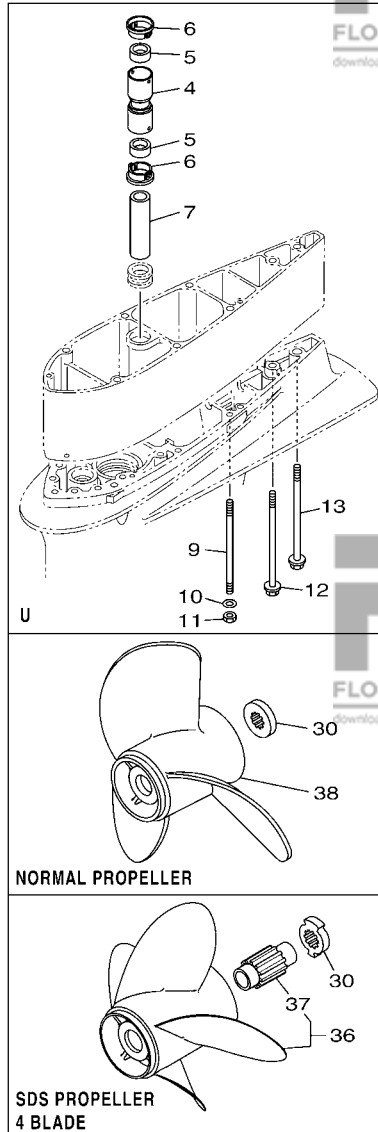
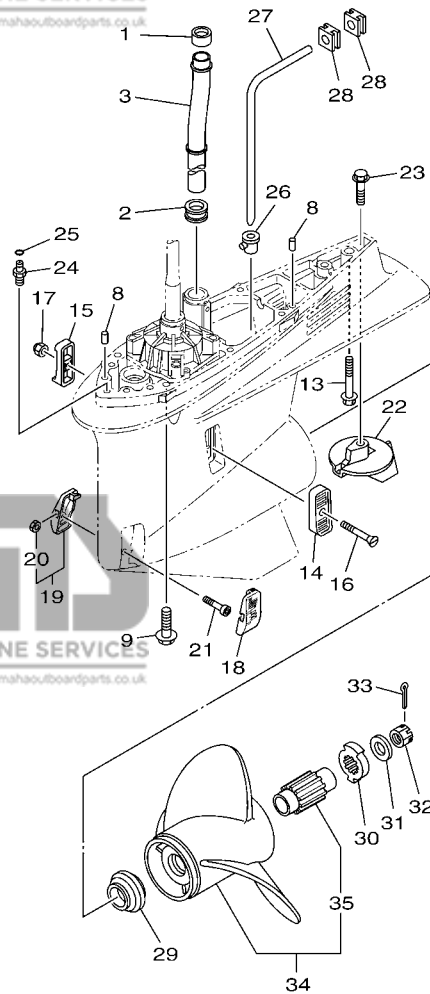


FIG. 36 LOWER CASING & DRIVE 2

BOITIER D'HELICE TRANSMISSION2

REF. NO.	PART NO. N° PIECES	DESCRIPTION DESCRIPTION	6CES	6CFS	REMARKS REMARQUES
1	6AW-44365-00	DAMPER, WATER SEAL 1 JOINT, TUBE D'EAU 1	1		
2	6AW-44366-00	DAMPER, WATER SEAL 2 JOINT, TUBE D'EAU 2	1		
3	6CE-44361-00	TUBE, WATER 1 TUBE D'EAU 1	1		
4	6CE-44362-00	TUBE, WATER 2 TUBE D'EAU 2	1		U(30.3") U(30.3")
5	6AW-44365-00	DAMPER, WATER SEAL 1 JOINT, TUBE D'EAU 1	2		U(30.3") U(30.3")
6	6AW-44312-00	COVER, WATER PUMP HOUSING COUVERCLE	2		U(30.3") U(30.3")
7	6AW-44363-00	TUBE, WATER 3 TUBE D'EAU 3	1		U(30.3") U(30.3")
8	93608-16M16	PIN, DOWEL AXE	2		
9	90119-10038	BOLT, WITH WASHER BOULON, AVEC RONDELLE	7		X(25.3") X(25.3")
	90116-10041	BOLT, STUD GOUJON	6		U(30.3") U(30.3")
10	90201-10048	WASHER, PLATE RONDELLE, PLATE	6		U(30.3") U(30.3")
11	90170-10009	NUT ECROU	6		U(30.3") U(30.3")
12	90119-10009	BOLT, WITH WASHER BOULON, AVEC RONDELLE	1		U(30.3") U(30.3")
13	97575-10570	BOLT, WITH WASHER VIS HEXAGONAL AVEC RONDELLE	1		X(25.3") X(25.3")
	90119-10008	BOLT, WITH WASHER BOULON, AVEC RONDELLE	1		U(30.3") U(30.3")
14	6P2-45214-00	COVER, WATER INLET 1 GRILLE, ENTREE D'EAU 1	1		
15	6P2-45215-00	COVER, WATER INLET 2 GRILLE, ENTREE D'EAU 2	1		
16	90152-05M08	SCREW, COUNTERSUNK VIS, TETE NOYEE	1		
17	90185-05002	NUT, NYLON ECROU, AUTO-BLOQUANT	1		
18	6CE-45224-00	COVER, WATER INLET 3 GRILLE, ENTREE D'EAU 3	1		
19	6CE-45225-00	COVER, WATER INLET 4 GRILLE, ENTREE D'EAU 4	1		
20	90185-05002	NUT, NYLON ECROU, AUTO-BLOQUANT	1		
21	90110-05039	BOLT, HEXAGON SOCKET HEAD BOULON, TETE HEXAGONALE CREUSE	1		
22	61A-45371-00	TAB-TRIM ANODE DERIVE	1		
23	90105-10M00	BOLT, FLANGE BOULON	1		
24	63P-45378-00	NIPPLE, HOSE RACCORD, TUYAU	1		
25	93210-07003	O-RING JOINT TORIQUE	1		

REGULAR ROTATION



6CG5300-N360

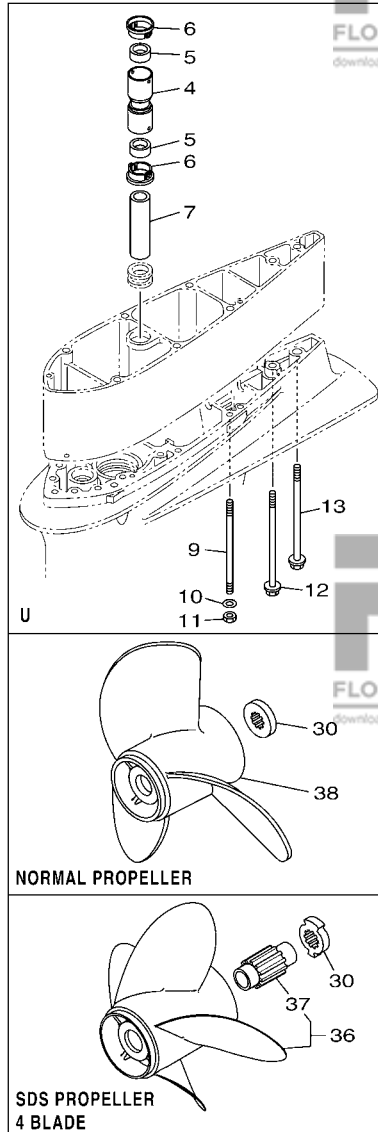


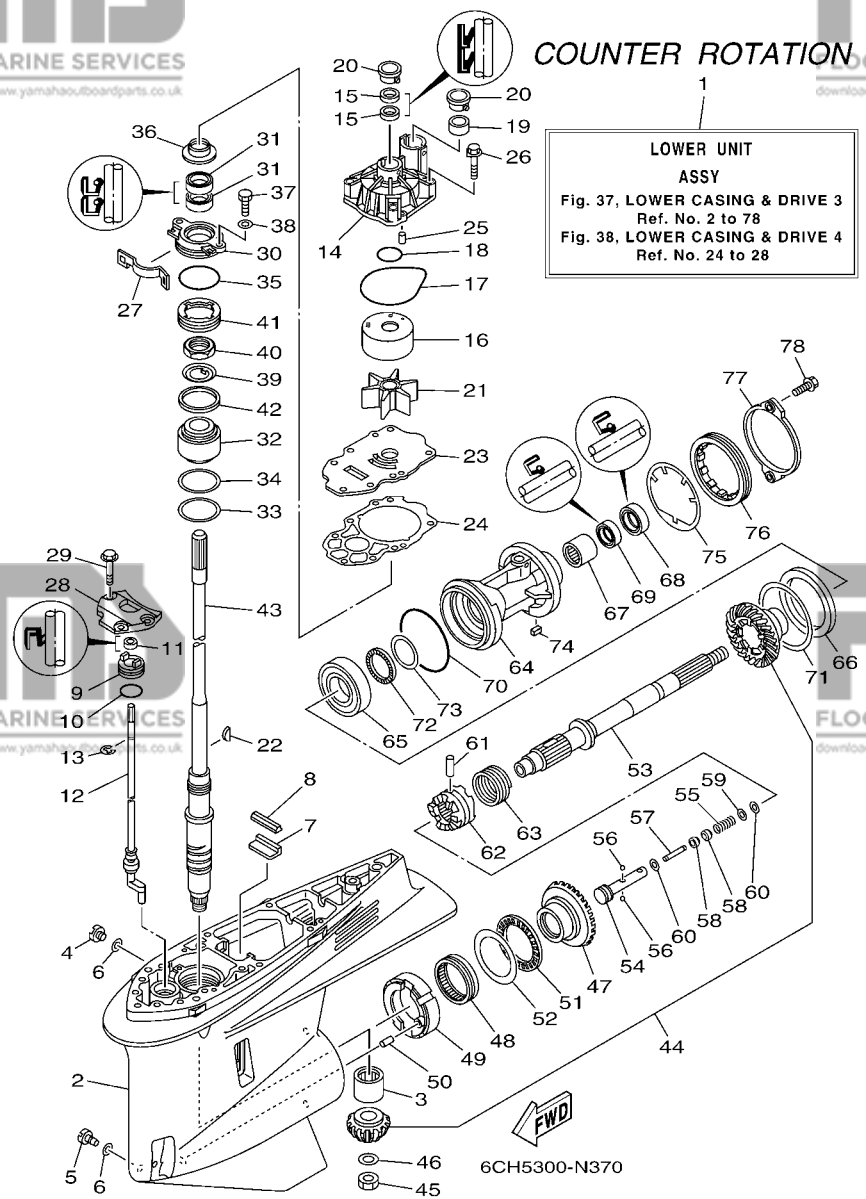
FIG. 36 LOWER CASING & DRIVE 2

BOITIER D'HELICE TRANSMISSION2

REF. NO.	PART NO. N° PIECES	DESCRIPTION DESCRIPTION	6CES	6CF5	REMARKS REMARQUES
26	6D0-44367-00	DAMPER, WATER SEAL 3 JOINT TUBE D'EAU 3	1		
27	6D0-44362-01	TUBE, WATER 2 TUBE D'EAU 2	1		
28	6D0-44366-00	DAMPER, WATER SEAL 2 JOINT, TUBE D'EAU 2	2		
29	69J-45987-00	SPACER 1 ENTRETOISE 1	1		
30	6CE-45997-00	SPACER 2 ENTRETOISE 2	1		FOR SDS PROP. FOR SDS PROP.
---	688-45997-01	SPACER 2 ENTRETOISE 2	1		AP NORMAL PROP. AP NORMAL PROP.
31	92990-18200	WASHER RONDELLE, PLATE	1		
32	90171-18M04	NUT, CASTLE ECROU, CRENELÉ	1		
33	91490-40030	PIN, COTTER GOUPILLE	1		
34	6CE-45930-00	PROPELLER (3X15-3/4"X13"-T) HELICE (3X15-3/4"X13"-T)	1		UR SDS 3 BLADE UR SDS 3 BLADE
---	6CE-45970-10	PROPELLER (3X15-1/4"X19"-T) HELICE (3X15-1/4"X19"-T)	1		UR SDS 3 BLADE UR SDS 3 BLADE
---	6CE-45972-10	PROPELLER (3X15"X21"-T) HELICE (3X15"X21"-T)	1		UR SDS 3 BLADE UR SDS 3 BLADE
---	6CE-45974-00	PROPELLER (3X14-3/4"X23"-T) HELICE (3X14-3/4"X23"-T)	1		UR SDS 3 BLADE UR SDS 3 BLADE
---	6CE-45976-00	PROPELLER (3X15-3/4"X15"-T) HELICE (3X15-3/4"X15"-T)	1		UR SDS 3 BLADE UR SDS 3 BLADE
---	6CE-45978-00	PROPELLER (3X15-1/2"X17"-T) HELICE (3X15-1/2"X17"-T)	1		UR SDS 3 BLADE UR SDS 3 BLADE
35	6CE-45C81-00	.DAMPER RUBBER, PROPELLER 1 .AMORTISSEUR HELICE 1	1		
36	6CE-45B70-00	PROPELLER (4X15"X21"-T) HELICE (4X15"X21"-T)	1		UR SDS 4 BLADE UR SDS 4 BLADE
---	6CE-45B72-00	PROPELLER (4X15"X22"-T) HELICE (4X15"X22"-T)	1		UR SDS 4 BLADE UR SDS 4 BLADE
---	6CE-45B74-00	PROPELLER (4X15"X23"-T) HELICE (4X15"X23"-T)	1		UR SDS 4 BLADE UR SDS 4 BLADE
37	6CE-45C81-00	.DAMPER RUBBER, PROPELLER 1 .AMORTISSEUR HELICE 1	1		
38	6D0-45970-10	PROPELLER (3X15-1/4"X19"-T) HELICE (3X15-1/4"X19"-T)	1		AP NORMAL PROP. AP NORMAL PROP.

FIG. 37 LOWER CASING & DRIVE 3

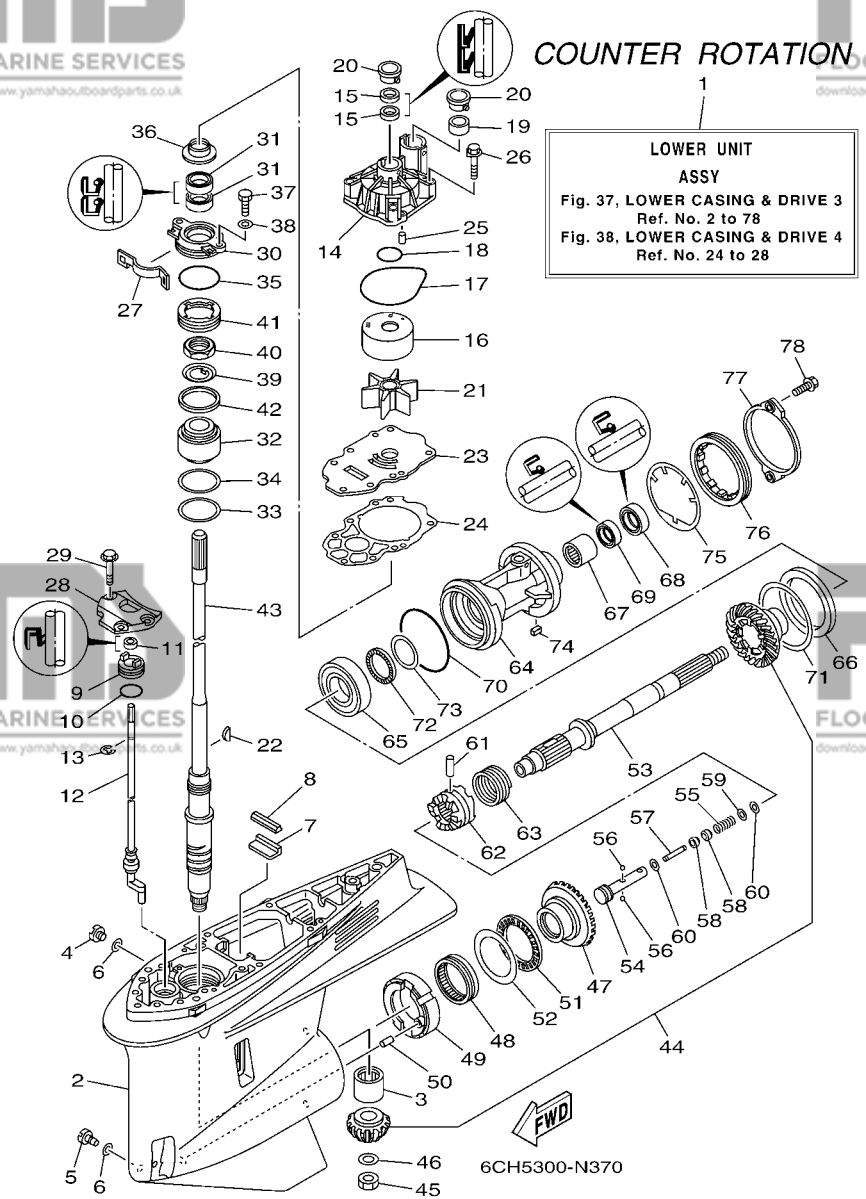
BOITIER D'HELICE TRANSMISSION3



REF. NO.	PART NO. N° PIECES	DESCRIPTION DESCRIPTION	6CF5	6CF5	REMARKS REMARQUES
1	6CF-45300-01-8D	LOWER UNIT ASSY UNITE INFÉRIEURE (ENS.)		1	X(25.3"),LH X(25.3"),LH
	6CF-45300-11-8D	LOWER UNIT ASSY UNITE INFÉRIEURE (ENS.)		1	U(30.3"),LH U(30.3"),LH
2	6CE-45301-00-8D	CASING, LOWER BEQUILLE		1	
3	93311-83280	BEARING ROULEMENT		1	
4	90340-08002	PLUG, STRAIGHT SCREW PLOT, FILETE DROIT		1	
5	688-45341-10	PLUG, DRAIN BOUCHON DE VIDANGE		1	
6	90430-08020	GASKET JOINT		2	
7	663-45376-00	GUIDE, SEAL DAMPER BUTÉE, JOINT CAOUTCHOUC		1	
8	6CE-45375-00	DAMPER, SEAL BOURRELET, CAOUTCHOUC		1	
9	65N-45321-00	PLATE PLAQUETTE		1	X(25.3") X(25.3")
	6CE-45321-00	PLATE PLAQUETTE		1	U(30.3") U(30.3")
10	93210-33M49	O-RING JOINT TORIQUE		1	
11	93106-09014	OIL SEAL JOINT SPY		1	X(25.3") X(25.3")
	93106-10001	OIL SEAL JOINT SPY		1	U(30.3") U(30.3")
12	6CF-44150-00	SHIFT CAM ASSY CAME D'INVERSION		1	X(25.3"),LH X(25.3"),LH
	6CF-44150-10	SHIFT CAM ASSY CAME D'INVERSION		1	U(30.3"),LH U(30.3"),LH
13	99001-08600	CIRCLIP CIRCLIP		1	X(25.3") X(25.3")
	99001-09600	CIRCLIP CIRCLIP		1	U(30.3") U(30.3")
14	6CE-44311-01	HOUSING, WATER PUMP CORPS, POMPE A EAU		1	
15	93104-22M07	OIL SEAL JOINT SPY		2	
16	6AW-44322-00	INSERT, CARTRIDGE CUVETTE		1	
17	93210-94003	O-RING JOINT TORIQUE		1	
18	93210-37160	O-RING JOINT TORIQUE		1	
19	6AW-44365-00	DAMPER, WATER SEAL 1 JOINT, TUBE D'EAU 1		1	
20	6AW-44312-00	COVER, WATER PUMP HOUSING COUVERCLE		2	
21	6CE-44352-00	IMPELLER TURBINE		1	
22	90280-04002	KEY, WOODRUFF CLAVETTE, DEMI-LUNE		1	

FIG. 37 LOWER CASING & DRIVE 3

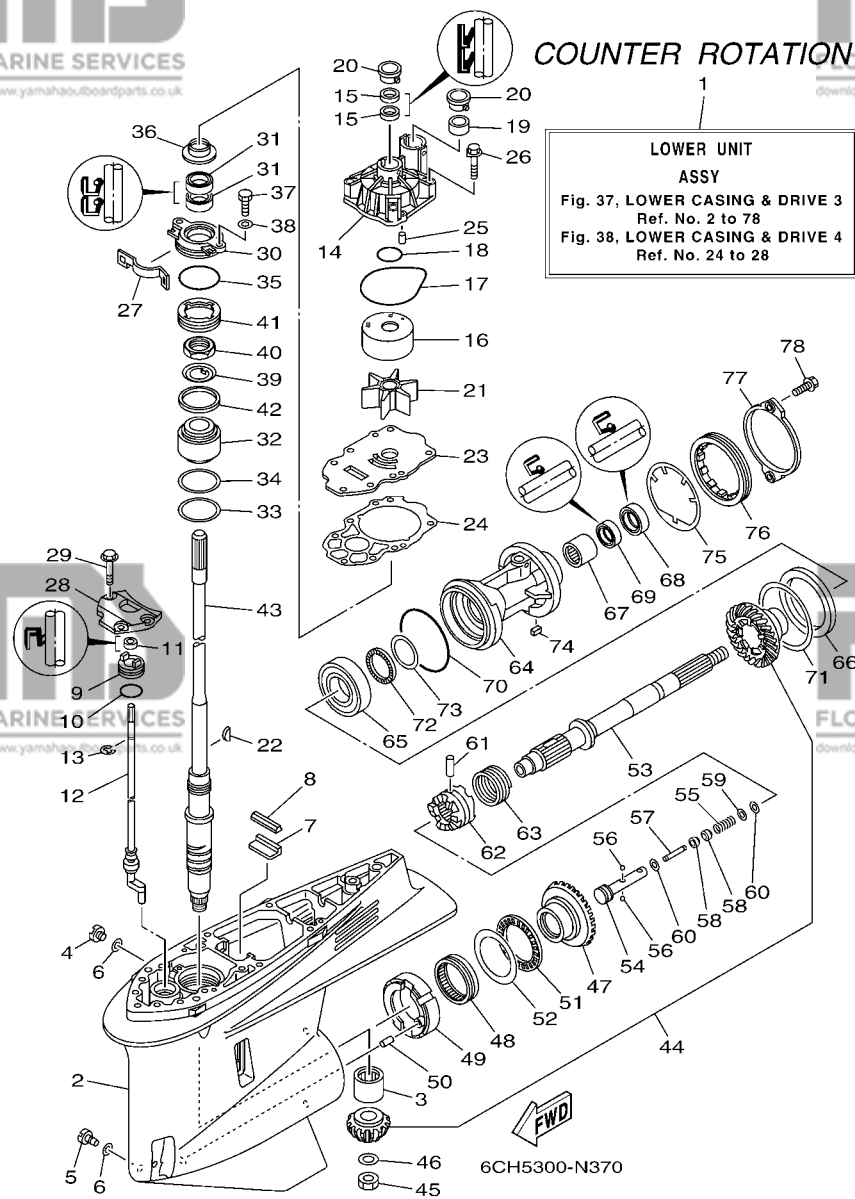
BOITIER D'HELICE TRANSMISSION3



REF. NO.	PART NO. N° PIECES	DESCRIPTION DESCRIPTION	6CES	6CF5	REMARKS REMARQUES
23	6CE-44323-01	OUTER PLATE, CARTRIDGE PLAQUE EXTERIEURE		1	
24	6CE-44315-00	GASKET, WATER PUMP JOINT, POMPE A EAU		1	
25	93606-12019	PIN, DOWEL GOUPILLE		2	
26	90119-08M14	BOLT, WITH WASHER BOULON, AVEC RONDELLE		4	
27	6AW-45723-00	PLATE, SEAL PLAQUE, JOINT		1	
28	6CB-44312-00	COVER, WATER PUMP HOUSING COUVERCLE		1	
29	90119-08M32	BOLT, WITH WASHER BOULON, AVEC RONDELLE		3	
30	6CE-45335-00-9S	HOUSING, OIL SEAL LOGEMENT DE JOINT SPY		1	
31	93101-28M16	OIL SEAL JOINT SPY		2	
32	93399-99966	BEARING ROULEMENT		1	
33	90201-62008	WASHER, PLATE RONDELLE, PLATE		1	
34	6CE-45587-00	SHIM (T:0.10MM) CALE (T:0.10MM)		1	UR
	6CE-45587-10	SHIM (T:0.12MM) CALE (T:0.12MM)		1	UR
	6CE-45587-20	SHIM (T:0.15MM) CALE (T:0.15MM)		1	UR
	6CE-45587-30	SHIM (T:0.18MM) CALE (T:0.18MM)		1	UR
	6CE-45587-40	SHIM (T:0.30MM) CALE (T:0.30MM)		1	UR
	6CE-45587-50	SHIM (T:0.40MM) CALE (T:0.40MM)		1	UR
	6CE-45587-60	SHIM (T:0.50MM) CALE (T:0.50MM)		1	UR
35	93210-64488	O-RING JOINT TORIQUE		1	
36	6AW-45344-00	COVER, OIL SEAL FLASQE, JOINT D'HUILE		1	
37	97095-08020	BOLT BOULON		2	
38	92995-08600	WASHER RONDELLE		2	
39	90214-30003	WASHER, CLAW RONDELLE, A GRIFFES		1	
40	90170-30M18	NUT ECROU		1	
41	6CE-45244-00	NUT ECROU		1	
42	6CE-45539-00	SPACER 2 ENTRETOISE 2		1	
43	6CE-45501-00	DRIVE SHAFT COMP. ARBRE MOTEUR COMP.		1	X(25.3") X(25.3")

FIG. 37 LOWER CASING & DRIVE 3

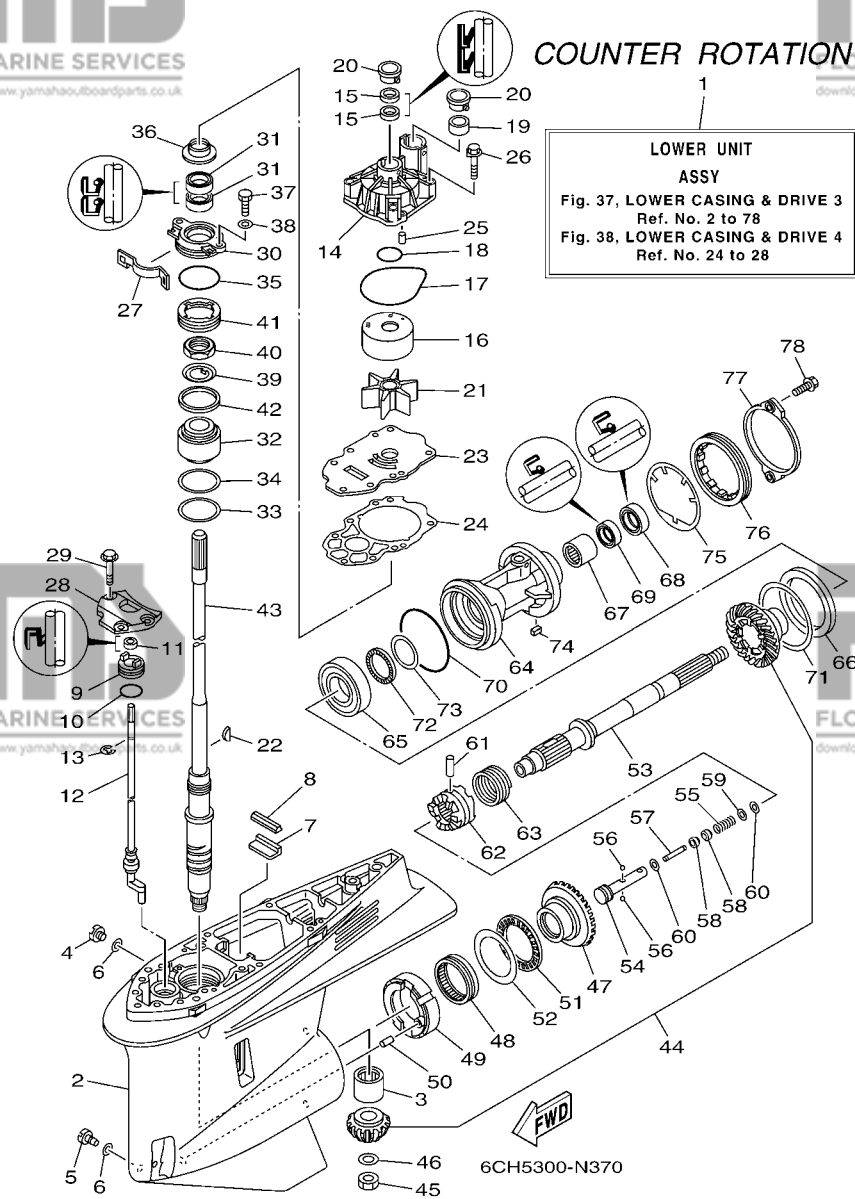
BOITIER D'HELICE TRANSMISSION3



REF. NO.	PART NO. N° PIECES	DESCRIPTION DESCRIPTION	6CF5	6CF5	REMARKS REMARQUES
43	6CE-45501-10	DRIVE SHAFT COMP. ARBRE MOTEUR COMP.		1	U(30.3") U(30.3")
44	6CF-45550-00	GEAR SET KIT, PIGNON		1	
45	90170-16M19	NUT ECROU		1	
46	90201-16M00	WASHER, PLATE RONDELLE, PLATE		1	
47	6CF-45560-00	GEAR 1 (21T) PIGNON 1 (21T)		1	
48	93311-85894	BEARING ROULEMENT		1	
49	6CB-45824-00	ADAPTER ADAPTATEUR		1	
50	93608-16M16	PIN, DOWEL AXE		1	
51	93340-67011	BEARING CERVEAUX DE DIRECTION		1	
52	6CB-45567-00	SHIM (T:2.00MM) CALE (T:2.00MM)		1	UR UR
	6CB-45567-10	SHIM (T:2.03MM) CALE (T:2.03MM)		1	UR UR
	6CB-45567-20	SHIM (T:2.06MM) CALE (T:2.06MM)		1	UR UR
	6CB-45567-30	SHIM (T:2.09MM) CALE (T:2.09MM)		1	UR UR
	6CB-45567-40	SHIM (T:2.12MM) CALE (T:2.12MM)		1	UR UR
	6CB-45567-50	SHIM (T:2.15MM) CALE (T:2.15MM)		1	UR UR
53	6CF-45611-00	SHAFT, PROPPELLER ARBRE, HELICE		1	
54	6CB-45634-00	SLIDE, SHIFT CONTRE-POUSSOIR		1	
55	90501-10M77	SPRING, COMPRESSION RESSORT, COMPRESSION		1	
56	93501-04011	BALL BILLE		2	
57	6H1-45668-00	SHAFT, FREE 1 AXE 1		1	
58	61A-45635-00	PLUNGER, SHIFT POUSSOIR D'EMBRAYAGE		2	
59	90201-02M00	WASHER, PLATE RONDELLE, PLATE		1	
60	90183-02M03	NUT, SPRING ECROU, RESSORT		2	
61	90250-08M07	PIN, STRAIGHT GOUPILLE, DROITE		1	
62	6CE-45631-00	CLUTCH, DOG CRABOT		1	
63	6E5-45633-01	RING, CROSS PIN JONC, GOUPILLE CRABOT		1	
64	6CF-45332-01-CA	HOUSING, BEARING FLASQUE, ROULEMENT		1	

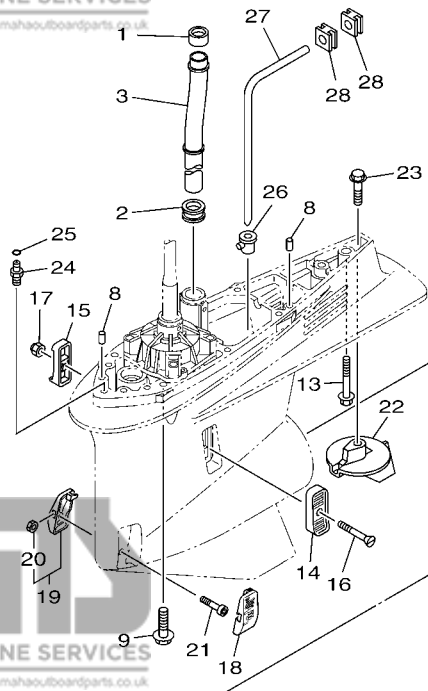
FIG. 37 LOWER CASING & DRIVE 3

BOITIER D'HELICE TRANSMISSION3

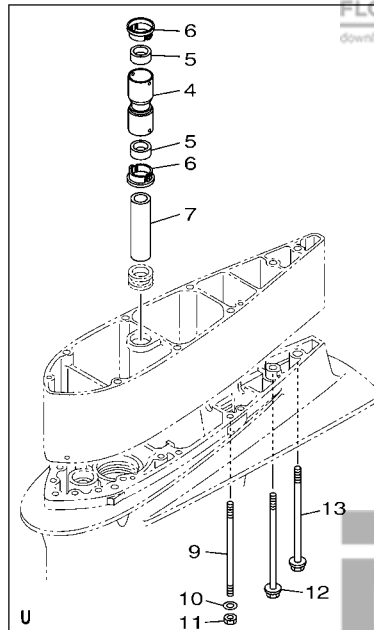


REF. NO.	PART NO. N° PIECES	DESCRIPTION DESCRIPTION	6CF5	6CF5	REMARKS REMARQUES
65	93332-00048	BEARING ROULEMENT		1	
66	6CF-45576-00	WASHER, THRUST 2 RONDELLE DE CALAGE 2		1	
67	93315-43061	BEARING ROULEMENT		1	
68	93101-30002	OIL SEAL JOINT SPY		1	
69	93101-30004	OIL SEAL JOINT SPY		1	
70	93211-02001	O-RING JOINT TORIQUE		1	
71	6CB-45577-00	SHIM (T:0.10MM) CALE (T:0.10MM)		1	UR
	6CB-45577-10	SHIM (T:0.12MM) CALE (T:0.12MM)		1	UR
	6CB-45577-20	SHIM (T:0.15MM) CALE (T:0.15MM)		1	UR
	6CB-45577-30	SHIM (T:0.18MM) CALE (T:0.18MM)		1	UR
	6CB-45577-40	SHIM (T:0.30MM) CALE (T:0.30MM)		1	UR
	6CB-45577-50	SHIM (T:0.40MM) CALE (T:0.40MM)		1	UR
	6CB-45577-60	SHIM (T:0.50MM) CALE (T:0.50MM)		1	UR
72	93341-440U5	BEARING CERVEAUX DE DIRECTION		1	
73	6K1-45578-01	SHIM (T:0.10MM) CALE (T:0.10MM)		1	UR
	6K1-45578-10	SHIM (T:0.12MM) CALE (T:0.12MM)		1	UR
	6K1-45578-20	SHIM (T:0.15MM) CALE (T:0.15MM)		1	UR
	6K1-45578-30	SHIM (T:0.18MM) CALE (T:0.18MM)		1	UR
	6K1-45578-40	SHIM (T:0.30MM) CALE (T:0.30MM)		1	UR
	6K1-45578-50	SHIM (T:0.40MM) CALE (T:0.40MM)		1	UR
	6K1-45578-60	SHIM (T:0.50MM) CALE (T:0.50MM)		1	UR
74	90282-05008	KEY, STRAIGHT CLAVETTE, DROITE		1	
75	6CB-45383-00	WASHER, CLAW FREIN D'ECROU		1	
76	6CB-45384-00	NUT ECROU		1	
77	6CE-45361-10	CAP, LOWER CASING COUVERCLE, BOITIER D'HELICE		1	
78	90105-08M61	BOLT, FLANGE BOULON		2	

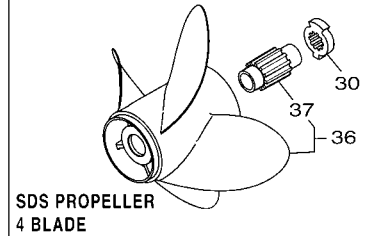
COUNTER ROTATION



6CF5100-N350



NORMAL PROPELLER



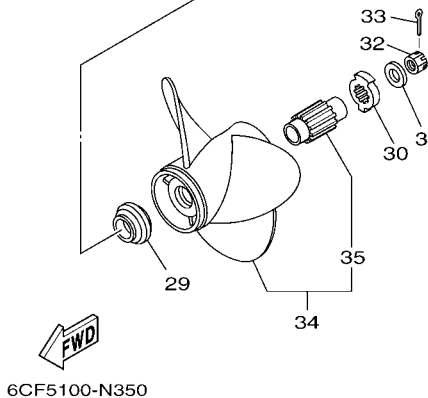
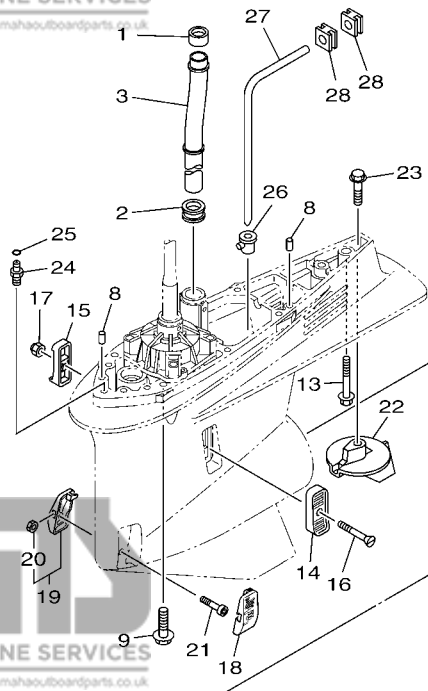
**SDS PROPELLER
4 BLADE**

FIG. 38 LOWER CASING & DRIVE 4

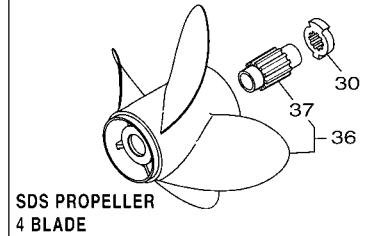
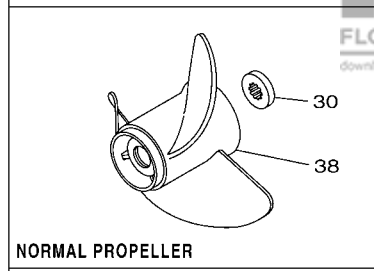
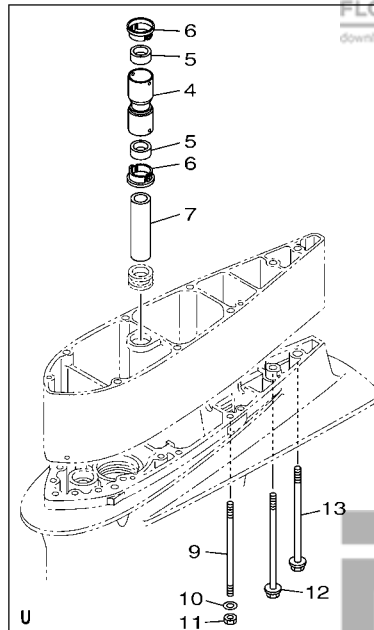
BOITIER D'HELICE TRANSMISSION4

REF. NO.	PART NO. N° PIECES	DESCRIPTION DESCRIPTION	6CE5	6CF5	REMARKS REMARQUES
1	6AW-44365-00	DAMPER, WATER SEAL 1 JOINT, TUBE D'EAU 1		1	
2	6AW-44366-00	DAMPER, WATER SEAL 2 JOINT, TUBE D'EAU 2		1	
3	6CE-44361-00	TUBE, WATER 1 TUBE D'EAU 1		1	
4	6CE-44362-00	TUBE, WATER 2 TUBE D'EAU 2		1	U(30.3") U(30.3")
5	6AW-44365-00	DAMPER, WATER SEAL 1 JOINT, TUBE D'EAU 1		2	U(30.3") U(30.3")
6	6AW-44312-00	COVER, WATER PUMP HOUSING COUVERCLE		2	U(30.3") U(30.3")
7	6AW-44363-00	TUBE, WATER 3 TUBE D'EAU 3		1	U(30.3") U(30.3")
8	93608-16M16	PIN, DOWEL AXE		2	
9	90119-10038	BOLT, WITH WASHER BOULON, AVEC RONDELLE		7	X(25.3") X(25.3")
	90116-10041	BOLT, STUD GOUJON		6	U(30.3") U(30.3")
10	90201-10048	WASHER, PLATE RONDELLE, PLATE		6	U(30.3") U(30.3")
11	90170-10009	NUT ECROU		6	U(30.3") U(30.3")
12	90119-10009	BOLT, WITH WASHER BOULON, AVEC RONDELLE		1	U(30.3") U(30.3")
13	97575-10570	BOLT, WITH WASHER VIS HEXAGONAL AVC RONDELLE		1	X(25.3") X(25.3")
	90119-10008	BOLT, WITH WASHER BOULON, AVEC RONDELLE		1	U(30.3") U(30.3")
14	6P2-45214-00	COVER, WATER INLET 1 GRILLE, ENTREE D'EAU 1		1	
15	6P2-45215-00	COVER, WATER INLET 2 GRILLE, ENTREE D'EAU 2		1	
16	90152-05M08	SCREW, COUNTERSUNK VIS, TETE NOYEE		1	
17	90185-05002	NUT, NYLON ECROU,AUTO-BLOQUANT		1	
18	6CE-45224-00	COVER, WATER INLET 3 GRILLE, ENTREE D'EAU 3		1	
19	6CE-45225-00	COVER, WATER INLET 4 GRILLE, ENTREE D'EAU 4		1	
20	90185-05002	.NUT, NYLON .ECROU,AUTO-BLOQUANT		1	
21	90110-05039	BOLT, HEXAGON SOCKET HEAD BOULON, TETE HEXAGONALE CREUSE		1	
22	61A-45371-00	TAB-TRIM ANODE DERIVE		1	
23	90105-10M00	BOLT, FLANGE BOULON		1	
24	63P-45378-00	NIPPLE, HOSE RACCORD, TUYAU		1	
25	93210-07003	O-RING JOINT TORIQUE		1	

COUNTER ROTATION



6CF5100-N350



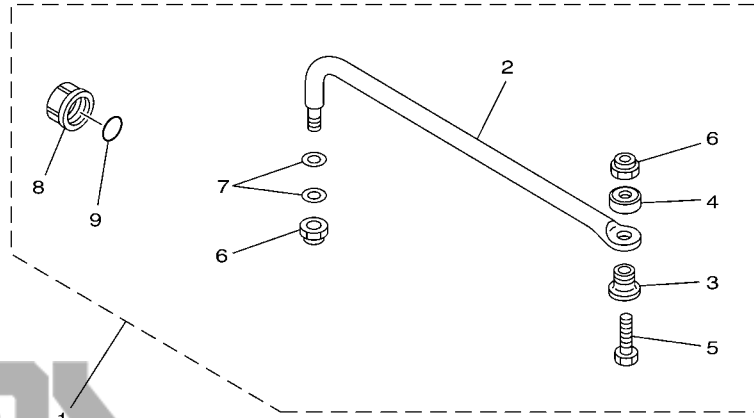
SDS PROPELLER
4 BLADE

FIG. 38 LOWER CASING & DRIVE 4

BOITIER D'HELICE TRANSMISSION4

REF. NO.	PART NO. N° PIECES	DESCRIPTION DESCRIPTION	6CE5	6CF5	REMARKS REMARQUES
26	6D0-44367-00	DAMPER, WATER SEAL 3 JOINT TUBE D'EAU 3		1	
27	6D0-44362-01	TUBE, WATER 2 TUBE D'EAU 2		1	
28	6D0-44366-00	DAMPER, WATER SEAL 2 JOINT, TUBE D'EAU 2		2	
29	69J-45987-00	SPACER 1 ENTRETOISE 1		1	
30	6CE-45997-00	SPACER 2 ENTRETOISE 2		1	FOR SDS PROP. FOR SDS PROP.
---	688-45997-01	SPACER 2 ENTRETOISE 2		1	AP NORMAL PROP. AP NORMAL PROP.
31	92990-18200	WASHER RONDELLE, PLATE		1	
32	90171-18M04	NUT, CASTLE ECROU, CRENELE		1	
33	91490-40030	PIN, COTTER GOUPILLE		1	
34	6CF-45930-00	PROPELLER (3X15-3/4"X13"-TL) HELICE (3X15-3/4"X13"-TL)		1	UR SDS 3 BLADE UR SDS 3 BLADE
---	6CF-45970-10	PROPELLER (3X15-1/4"X19"-TL) HELICE (3X15-1/4"X19"-TL)		1	UR SDS 3 BLADE UR SDS 3 BLADE
---	6CF-45972-10	PROPELLER (3X15"X21"-TL) HELICE (3X15"X21"-TL)		1	UR SDS 3 BLADE UR SDS 3 BLADE
---	6CF-45974-00	PROPELLER (3X14-3/4"X23"-TL) HELICE (3X14-3/4"X23"-TL)		1	UR SDS 3 BLADE UR SDS 3 BLADE
---	6CF-45976-00	PROPELLER (3X15-3/4"X15"-TL) HELICE (3X15-3/4"X15"-TL)		1	UR SDS 3 BLADE UR SDS 3 BLADE
---	6CF-45978-00	PROPELLER (3X15-1/2"X17"-TL) HELICE (3X15-1/2"X17"-TL)		1	UR SDS 3 BLADE UR SDS 3 BLADE
---	35	6CE-45C81-00	.DAMPER RUBBER, PROPELLER 1 .AMORTISSEUR HELICE 1	1	
---	36	6CF-45B70-00	PROPELLER (4X15"X21"-TL) HELICE (4X15"X21"-TL)	1	UR SDS 4 BLADE UR SDS 4 BLADE
---	---	6CF-45B72-00	PROPELLER (4X15"X22"-TL) HELICE (4X15"X22"-TL)	1	UR SDS 4 BLADE UR SDS 4 BLADE
---	---	6CF-45B74-00	PROPELLER (4X15"X23"-TL) HELICE (4X15"X23"-TL)	1	UR SDS 4 BLADE UR SDS 4 BLADE
---	37	6CE-45C81-00	.DAMPER RUBBER, PROPELLER 1 .AMORTISSEUR HELICE 1	1	
---	38	6D1-45970-10	PROPELLER (3X15-1/4"X19"-TL) HELICE (3X15-1/4"X19"-TL)	1	AP NORMAL PROP. AP NORMAL PROP.

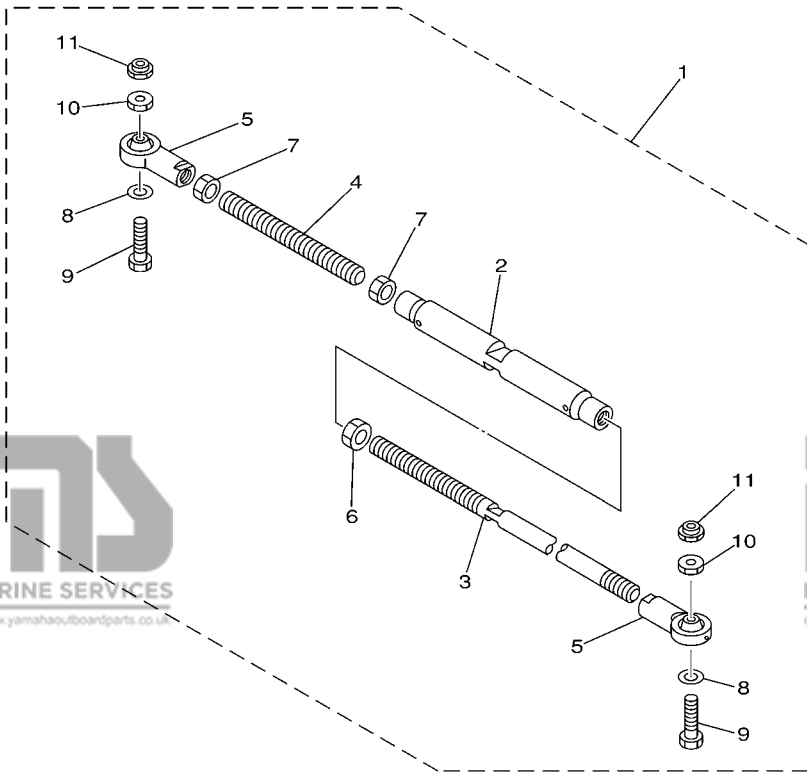
FIG. 39 STEERING GUIDE ATTACHMENT 1 DIRECTION GUIDE ACCESSOIRE 1



REF. NO.	PART NO. N° PIECES	DESCRIPTION DESCRIPTION	6CE5	6CF5	REMARKS REMARQUES
1	6E5-61350-02	STEERING GUIDE ATTACHMENT KIT FIXATIONS DE DIRECTION	1		AP AP
2	6E5-61351-01	.ROD, STEERING LINK .RENOI DE DIRECTION	1		
3	90387-10M61	.COLLAR .COLLERETTE	1		
4	90560-12M01	.SPACER .ENTRETOISE	1		
5	6E5-61355-00	.BOLT .BOULON	1		
6	90185-09M01	.NUT, SELF-LOCKING .ECROU,AUTO-BLOQUANT	2		
7	90201-10M20	.WASHER, PLATE .RONDELLE, PLATE	2		
8	6E5-43145-01	.CAP CLAMP BRACKET .CAPUCHON, PRESSE	1		
9	93210-16275	.O-RING .JOINT TORIQUE	1		

67H0100-9290

FIG. 40 STEERING GUIDE ATTACHMENT 2 DIRECTION GUIDE ACCESSOIRE 2



REF. NO.	PART NO. N° PIECES	DESCRIPTION DESCRIPTION	6CE5	6CF5	REMARKS REMARQUES
1	6E5-61301-01	TWIN KIT (L:600-800MM) JUMELE KIT (L:600-800MM)		1	AP AP
2	6E5-61313-00	.ADJUSTER .TENDEUR		1	
3	6E5-61311-11	.TIE BAR .BARRE D'ACCOUPEMENT		1	
4	6E5-61315-00	.TIE BAR .BARRE D'ACCOUPEMENT		1	
5	6E5-61303-00	.STEERING AXLE COMP. .AXLE COMP.		2	
6	90170-14M06	.NUT .ECROU		1	
7	95380-14700	.NUT .ECROU		2	
8	90201-10M76	.WASHER, PLATE .RONDELLE, PLATE		2	
9	90101-09M70	.BOLT .BOULON		2	
10	90170-09M05	.NUT .ECROU		2	
11	90185-09M01	.NUT, SELF-LOCKING .ECROU,AUTO-BLOQUANT		2	

67H0100-0300

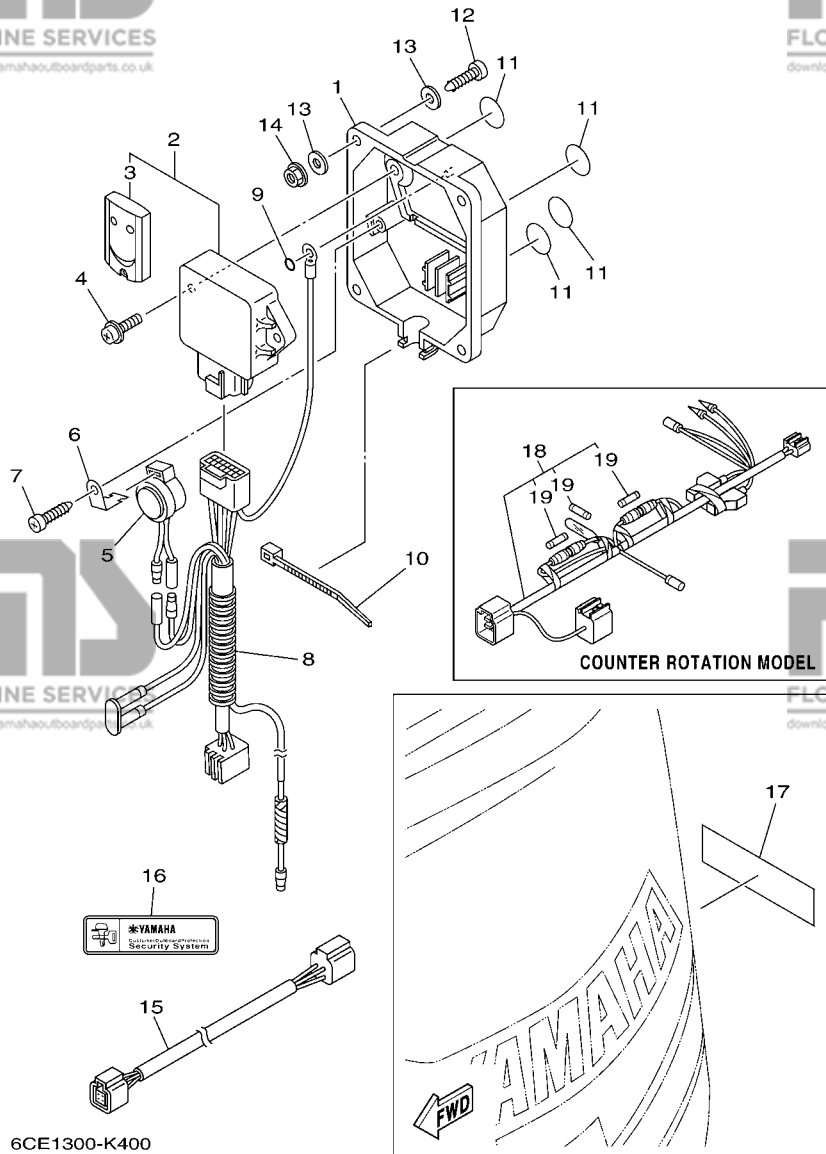
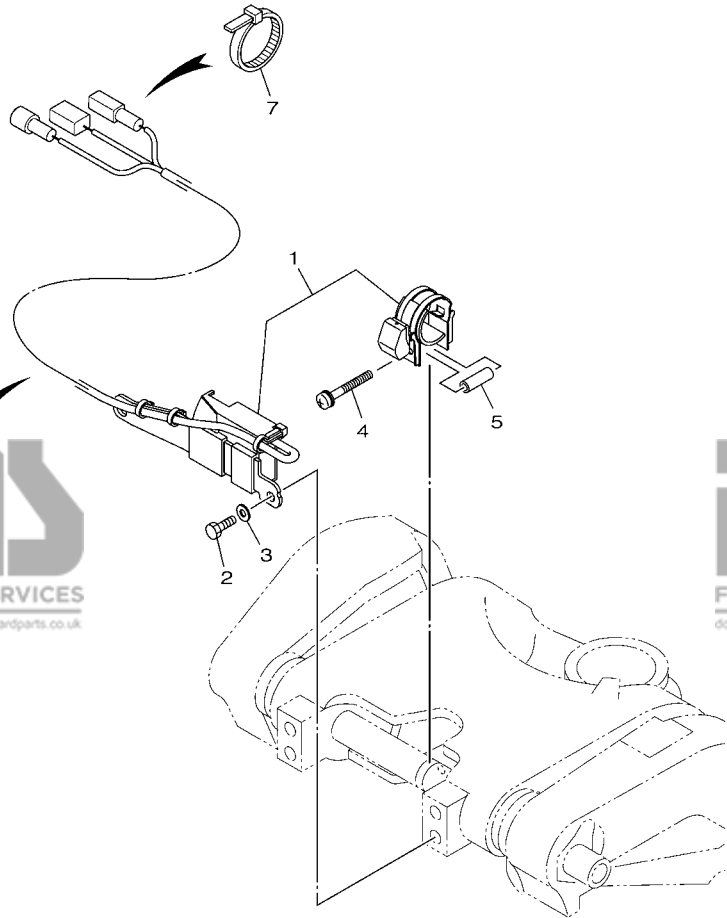


FIG. 41 OPTIONAL PARTS 1

PIECES OPTIONNELLES 1

REF. NO.	PART NO. N° PIECES	DESCRIPTION DESCRIPTION	6CES	6CF5	REMARKS REMARQUES
1	6Y8-86267-00	CASE COMPLETE 1 CARTER (ENS.) 1	1		
2	6Y8-86260-02	REMOTE CONTROL UNIT ASSY UNITE DE TELECOMMANDE (ENS.)	1		UR FOR EUR
	6Y8-86260-12	REMOTE CONTROL UNIT ASSY UNITE DE TELECOMMANDE (ENS.)	1		UR FOR EUR AP FOR USA/CAN
3	6AA-86261-00	.TRANSMITTER COMP .TRANSMETTEUR	2		AP FOR USA/CAN FOR 6Y8-86260-02
	6AA-86261-22	.TRANSMITTER COMP .TRANSMETTEUR	2		FOR 6Y8-86260-12 FOR 6Y8-86260-12
4	97980-06216	SCREW, WITH WASHER VIS, AVEC RONDELLE	2		
5	6X4-83383-00	BUZZER RONFLEUR	1		
6	6X4-83386-00	STAY, BUZZER SUPPOR, RONFLEUR	1		
7	97780-60620	SCREW, TAPPING VIS, TETE BOMBEE	1		
8	6Y8-82509-10	WIRE, SUB LEAD FIL, SECONDAIRE	1		
9	93210-04279	O-RING JOINT TORIQUE	1		
10	90465-11M10	CLAMP BRIDE	1		
11	6Y8-8454G-00	PATCH 1 TAMPON 1	4		
12	90167-06M00	SCREW, TAPPING VIS, TETE FRAISEE	4		UR
	97880-06035	SCREW, PAN HEAD VIS, TETE TRONCONIQUE	4		UR UR UR
13	90201-06M30	WASHER, PLATE RONDELLE, PLATE	8		
14	95780-06300	NUT, FLANGE ECROU	4		
15	6Y8-82521-11	2FT PIGTAIL BUS FAISCEAU (L: 2FT.)	1		
16	6Y8-48277-00	STICKER 1 ETIQUETTE 1	1		UR FOR EUR
	6Y8-48277-00	STICKER 1 ETIQUETTE 1	4		UR FOR EUR AP FOR USA/CAN
17	6Y8-48277-00	STICKER 1 ETIQUETTE 1	1	1	AP FOR USA/CAN
18	6Y8-81315-00	LEAD WIRE ASSY FIL		1	
19	6TA-82151-00	.FUSE(5A) .FUSIBLE (5A)		3	



FWD
6CL3100-L370

FIG. 42 OPTIONAL PARTS 2

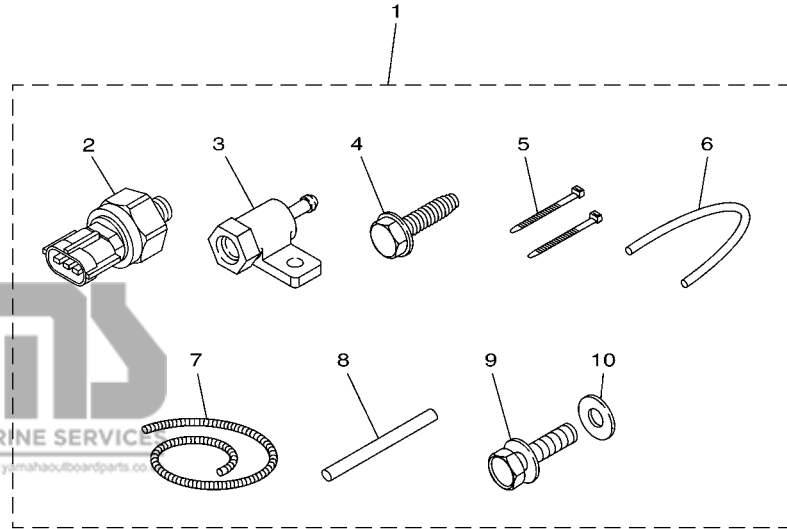
PIECES OPTIONNELLES 2

REF. NO.	PART NO. N° PIECES	DESCRIPTION DESCRIPTION	6CE5	6CF5	REMARKS REMARQUES
1	6CE-825E0-00	TILT LIMIT SWITCH ASSY COMMUTATEUR, LIMIT INCLINAISON	1	1	
2	97095-06016	BOLT BOULON	2	2	
3	92995-06600	WASHER RONDELLE	2	2	
4	90159-05059	SCREW, WITH WASHER VIS, AVEC RONDELLE	1	1	
5	90387-05004	COLLAR COLLERETTE	1	1	
6	90465-11M10	CLAMP BRIDE	8	8	
7	90465-13M18	CLAMP BRIDE	1	1	

FIG. 43 OPTIONAL PARTS 3

PIECES OPTIONNELLES 3

REF. NO.	PART NO. N° PIECES	DESCRIPTION DESCRIPTION	6CES	6CF5	REMARKS REMARQUES
1	60V-8A4L1-12	SENSOR, MODULE 1 SENSOR (ENS.) 1	1		FOR F300BET FOR F300BET
2	6AW-8366B-01	.SENSOR, WATER PRESSURE .SONDE DE PRESSION D'EAU	1		
3	60V-8366D-00	.ADAPTOR, INPUT .CONNECTEUR 3	1		
4	90109-06M81	.BOLT .BOULON	1		
5	90465-11M10	.CLAMP .BRIDE	2		
6	90445-07017	.HOSE (L: 550MM) .DURITE (L: 550MM)	1		
7	90447-07013	.HOSE, COVER (L: 700MM) .DURITE, COUVERCLE (L: 700MM)	1		
8	60V-42629-00	.SEAL .JOINT	1		
9	97095-06016	.BOLT .BOULON	1		
10	92995-06600	.WASHER .RONDELLE	1		



6C1A300-M350

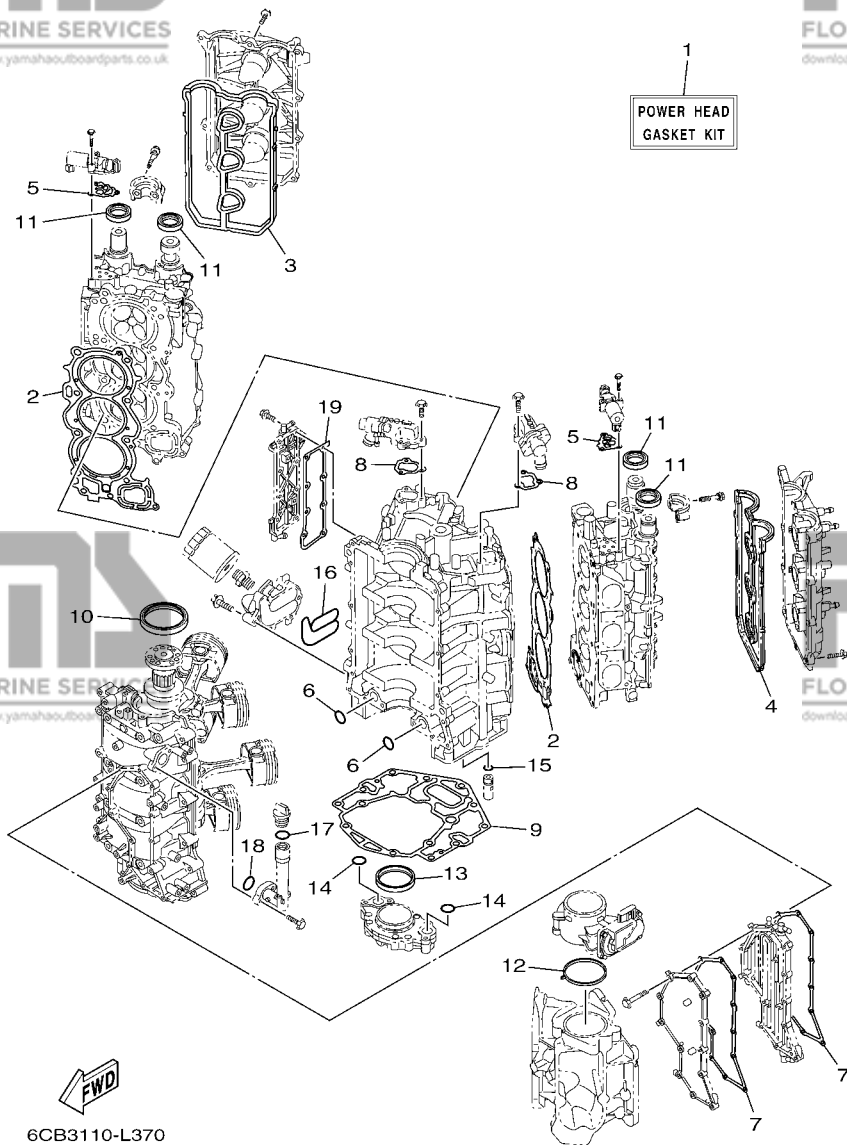
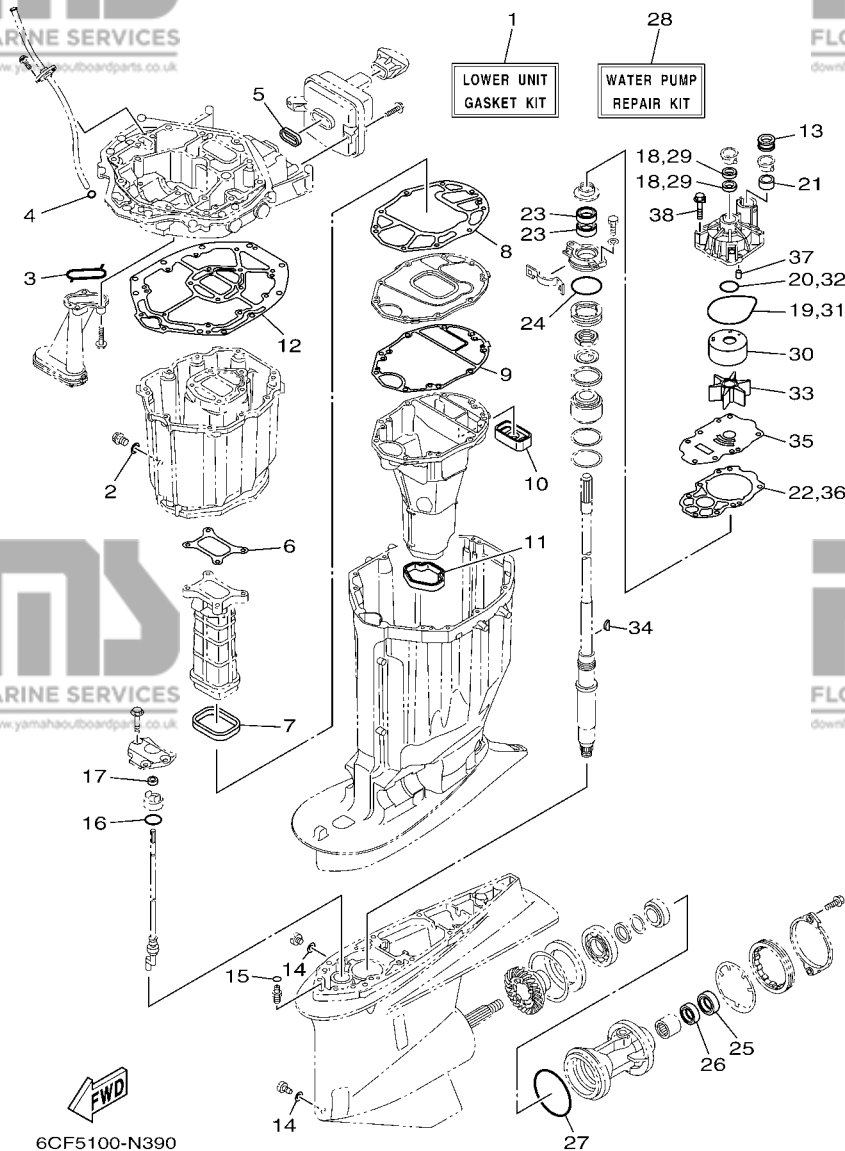


FIG. 44 REPAIR KIT 1

KITS DE REPARATION 1

REF. NO.	PART NO. N° PIECES	DESCRIPTION DESCRIPTION	6CES	6CF5	REMARKS REMARQUES
1	6CB-W0001-02	POWER HEAD GASKET KIT POCHETTE DE JINTS TETE MOTRICE	1	1	
2	6CB-11181-00	.GASKET, CYLINDER HEAD 1 .JOINT, DE CULASSE 1	2	2	
3	6CB-11193-00	.GASKET, HEAD COVER 1 .JOINT, COUVERCLE DE CULASSE 1	1	1	
4	6CB-11194-00	.GASKET, HEAD COVER 2 .JOINT, COUVERCLE DE CULASSE 2	1	1	
5	6CB-1242F-00	.GASKET, FILTER .JOINT, FILTRE	2	2	
6	93210-26658	.O-RING .JOINT TORIQUE	2	2	
7	6CB-15451-00	.GASKET, CRANKCASE COVER 1 .JOINT, COUVERCLE DE CARTER 1	2	2	
8	6CB-12427-10	.GASKET, HOUSING COVER 1 .JOINT, COUVERCLE DE CARTER 1	2	2	
9	6CB-11351-00	.GASKET, CYLINDER .JOINT, D'EMBASE	1	1	
10	93102-85008	.OIL SEAL .JOINT SPY	1	1	
11	93102-38008	.OIL SEAL .JOINT SPY	4	4	
12	6CB-13556-00	.GASKET, MANIFOLD .JOINT, TUBULURE	1	1	
13	6CB-11355-00	.SEAL, CYLINDER 1 .JOINT, SPY CYLINDRE	1	1	
14	93210-26658	.O-RING .JOINT TORIQUE	2	2	
15	6CB-13473-00	.O-RING .JOINT TORIQUE	1	1	
16	6CB-13477-00	.GASKET .JOINT	1	1	
17	93210-24M79	.O-RING .JOINT TORIQUE	1	1	
18	93210-27370	.O-RING .JOINT TORIQUE	1	1	
19	6CB-1131B-00	.GASKET, COVER .JOINT, COUVERCLE	1	1	



6CF5100-N390

FIG. 45 REPAIR KIT 2

KITS DE REPARATION 2

REF. NO.	PART NO. N° PIECES	DESCRIPTION DESCRIPTION	6CES	6CF5	REMARKS REMARQUES
1	6CE-W0001-21	LOWER UNIT GASKET KIT POCHETTE DE JOINTS EMBASE	1	1	
2	90430-14M09	.GASKET .JOINT	1	1	
3	6AW-13415-00	.SEAL, OIL STRAINER .JOINT, FILTRE A HUILE	1	1	
4	93210-19MJ3	.O-RING .JOINT TORIQUE	1	1	
5	6CB-14755-00	.GASKET, SILENCER .JOINT, SILENCIEUX	1	1	
6	6CB-41134-00	.GASKET, EXHAUST MANIFOLD .JOINT, PIPE D'ECHAPPEMENT	1	1	
7	6CB-41138-00	.SEAL, EXT. 1 .JOINT DE GROUPE 1	1	1	
8	6CB-41135-00	.GASKET, EXHAUST MANIFOLD .JOINT, PIPE D'ECHAPPEMENT	1	1	
9	6CE-41136-00	.GASKET, EXHAUST MANIFOLD 4 .JOINT, PIPE D'ECHAPPEMENT 4	1	1	
10	6CE-45127-00	.SEAL .JOINT	1	1	
11	6CE-45123-00	.GASKET, MUFFLER .JOINT, POT DE DETENTE	1	1	
12	6CB-45113-00	.GASKET, UPPER CASING .JOINT, TUBE D'ARBRE	1	1	
13	6AW-44366-00	.DAMPER, WATER SEAL 2 .JOINT, TUBE D'EAU 2	1	1	
14	90430-08020	.GASKET .JOINT	2	2	
15	93210-07003	.O-RING .JOINT TORIQUE	1	1	
16	93210-33M49	.O-RING .JOINT TORIQUE	1	1	
17	93106-09014	.OIL SEAL .JOINT SPY	1	1	FOR X(25.3") FOR X(25.3")
	93106-10001	.OIL SEAL .JOINT SPY	1	1	FOR U(30.3") FOR U(30.3")
18	93104-22M07	.OIL SEAL .JOINT SPY	2	2	
19	93210-94003	.O-RING .JOINT TORIQUE	1	1	
20	93210-37160	.O-RING .JOINT TORIQUE	1	1	
21	6AW-44365-00	.DAMPER, WATER SEAL 1 .JOINT, TUBE D'EAU 1	1	1	
22	6CE-44315-00	.GASKET, WATER PUMP .JOINT, POMPE A EAU	1	1	
23	93101-28M16	.OIL SEAL .JOINT SPY	2	2	
24	93210-64488	.O-RING .JOINT TORIQUE	1	1	
25	93101-30002	.OIL SEAL .JOINT SPY	1	1	
26	93101-30004	.OIL SEAL .JOINT SPY	1	1	

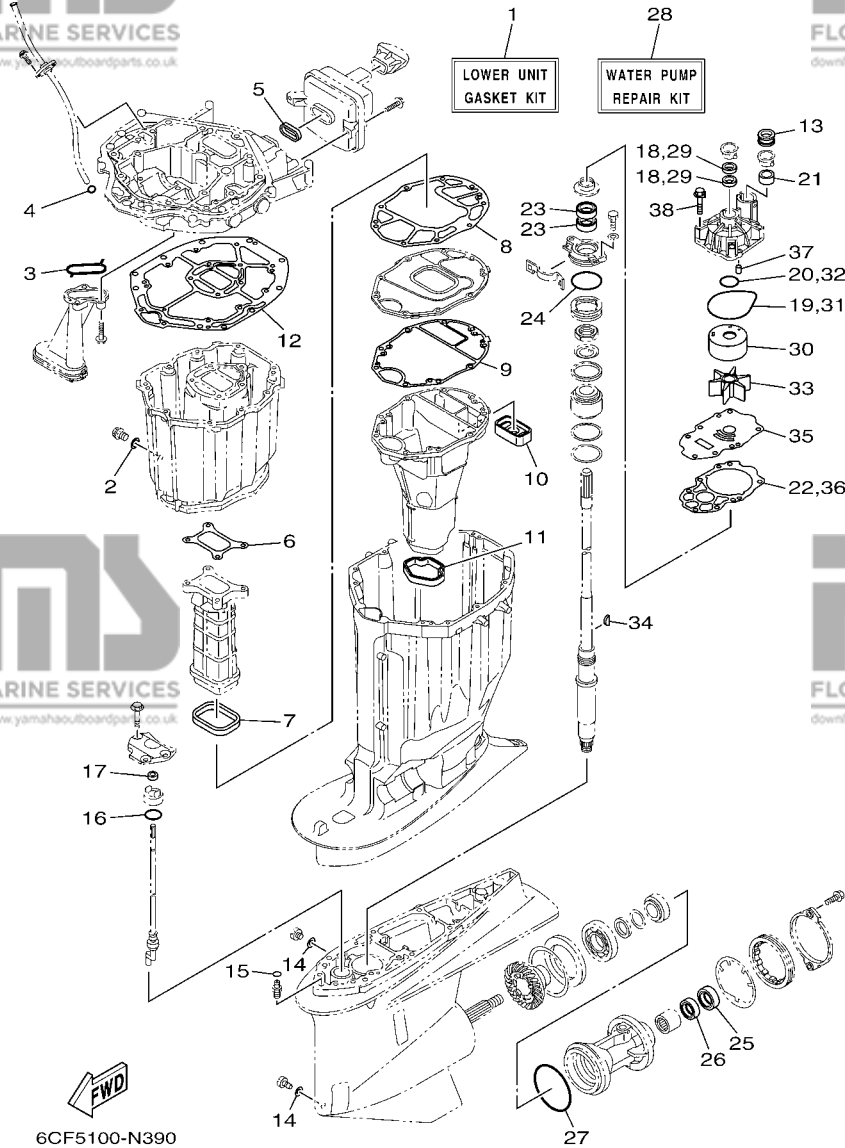


FIG. 45 REPAIR KIT 2

KITS DE REPARATION 2

REF. NO.	PART NO. N° PIECES	DESCRIPTION DESCRIPTION	6CE5	6CF5	REMARKS REMARQUES
27	93211-02001	.O-RING .JOINT TORIQUE	1	1	
28	6CE-W0078-01	WATER PUMP REPAIR KIT KIT DE REPARATION DE LA POMPE	1	1	
29	93104-22M07	.OIL SEAL .JOINT SPY	2	2	
30	6AW-44322-00	.INSERT, CARTRIDGE .CUVETTE	1	1	
31	93210-94003	.O-RING .JOINT TORIQUE	1	1	
32	93210-37160	.O-RING .JOINT TORIQUE	1	1	
33	6CE-44352-00	.IMPELLER .TURBINE	1	1	
34	90280-04002	.KEY, WOODRUFF .CLAVETTE, DEMI-LUNE	1	1	
35	6CE-44323-01	.OUTER PLATE, CARTRIDGE .PLAQUE EXTERIEURE	1	1	
36	6CE-44315-00	.GASKET, WATER PUMP .JOINT, POMPE A EAU	1	1	
37	93606-12019	.PIN, DOWEL .GOUILLE	2	2	
38	90119-08M14	.BOLT, WITH WASHER .BOULON, AVEC RONDELLE	4	4	

PART NO. N° PIECES	REF. NO.
6CE-11110-00-9S	5 - 2
6CE-11120-00-9S	5 - 12
6S5-11133-10	5 - 3
	5 - 13
6CB-11181-00	5 - 25
	44 - 2
6CB-11191-02	5 - 30
6CB-11192-02	5 - 34
6CB-11193-00	5 - 31
	44 - 3
6CB-11194-00	5 - 35
	44 - 4
67F-11301-00	5 - 19
6CB-1131B-00	3 - 12
	44 - 19
6CE-1131C-00-9S	3 - 9
68T-11325-00	1 - 4
	3 - 32
63P-11325-01	1 - 1
	3 - 10
	3 - 19
67F-11325-01	1 - 7
	5 - 20
63P-11325-11	1 - 16
	33 - 2
67F-11328-00	5 - 21
6AW-1132N-01	1 - 5
	3 - 34
6AW-1132P-00	1 - 3
	3 - 30
6CB-11351-00	3 - 29
	44 - 9
6CB-11355-00	34 - 13
	44 - 13
6CB-1135A-00	6 - 6
6CB-11410-00	4 - 1
6CB-11416-00	4 - 5
6CB-11416-10	4 - 5
6CB-11416-20	4 - 5
6CB-11416-30	4 - 5
6CB-11416-40	4 - 5
6CB-11417-00	4 - 6
6CB-11417-10	4 - 6
6CB-11417-20	4 - 6
6CB-11417-30	4 - 6
6CB-11417-40	4 - 6
6CB-11426-03	4 - 7
6CB-11427-03	4 - 8

PART NO. N° PIECES	REF. NO.
6CB-11478-00	4 - 2
6CB-1149A-00	6 - 10
6CB-11567-00	8 - 17
6CB-11590-01	8 - 28
6CB-11603-00	4 - 12
6CE-11631-00	4 - 11
6CB-11633-00	4 - 13
6CB-11654-00	4 - 10
6CB-11656-00	4 - 14
6CB-11656-10	4 - 14
6CB-11656-20	4 - 14
6CB-11998-00	5 - 42
6CB-11999-00	5 - 43
6CB-12111-00	8 - 1
6CB-12113-00	8 - 4
51Y-12119-00	8 - 7
6CB-12121-00	8 - 2
6CB-12171-00	8 - 9
6CB-12172-00	8 - 13
6CB-12181-00	8 - 11
6CB-12182-00	8 - 15
6CE-12411-00	1 - 2
	3 - 21
67F-12412-00	3 - 22
6CE-12413-00-9S	3 - 24
6CE-12413-10-9S	3 - 23
6CB-12422-10-9S	3 - 25
6CB-12427-10	3 - 26
	44 - 8
6CB-1242F-00	6 - 2
	44 - 5
6CB-1243E-00	7 - 14
6CE-1244G-00	7 - 11
6CE-1244H-00	7 - 13
6CE-12481-10	18 - 23
6CE-12482-10	10 - 8
6CB-12483-00	10 - 25
6CE-12483-00	18 - 18
6CB-12484-00	10 - 10
6CE-12485-00	18 - 25
6CE-1248A-00	18 - 16
6AW-12572-00	26 - 18
6CB-12576-10	7 - 3
6CB-12577-00	7 - 7
6R3-12581-00	26 - 19
6AW-12582-00	26 - 20
6R3-12583-00	26 - 21
6P2-12615-00	8 - 25

NUMERICAL INDEX
INDEX NUMERIQUE

PART NO. N° PIECES	REF. NO.
6P2-12623-00	8 - 20
	8 - 23
6CB-12645-01	8 - 19
6CB-1264A-01	8 - 22
6P2-12663-00	8 - 21
	8 - 24
6CB-13016-00	1 - 10
	13 - 5
6AW-13119-00	34 - 11
6AW-13132-00	13 - 32
6CB-13161-00	12 - 1
6CB-13171-00	12 - 5
6CB-13300-00	34 - 9
6CB-13329-00	34 - 10
6CB-13411-00	34 - 6
6AW-13415-00	34 - 7
	45 - 3
6CE-13437-60	17 - 16
N26-13440-02	1 - 6
	3 - 36
6CE-13446-10-9S	3 - 38
6CB-13473-00	34 - 17
	44 - 15
6CB-13477-00	3 - 39
	44 - 16
6CB-13490-00	34 - 16
6CB-13532-10	10 - 2
6CB-13533-00	10 - 1
6CB-13545-00	10 - 17
6CB-13546-00	10 - 21
6CB-13547-00	10 - 22
6CB-13548-00	10 - 24
6CB-13556-00	11 - 3
	44 - 12
68V-13577-00	14 - 4
6CB-13577-00	12 - 4
	12 - 8
6CB-13593-00	13 - 22
69J-13631-00	34 - 12
6CE-13641-00	9 - 5
6CB-13645-00	9 - 6
6CB-13646-00	9 - 7
6CB-13711-00	11 - 2
69J-13716-00	13 - 21
6CB-13751-00	11 - 1
6AW-13761-00	12 - 2
	12 - 6
6AW-13781-00	13 - 34

PART NO. N° PIECES	REF. NO.
6CB-13782-00	10 - 15
6AW-13784-00	13 - 35
6CB-13898-00	11 - 9
6CB-13898-10	11 - 10
6CB-13906-01	13 - 8
6CB-13907-10	13 - 23
63P-13915-00	1 - 11
	13 - 24
6CB-13971-01	14 - 10
6CB-13972-00	14 - 12
6CB-13974-01	14 - 11
6AW-1410B-00	12 - 3
	12 - 7
69J-14137-00	14 - 3
6CB-14146-00	13 - 10
6P2-14149-00	14 - 2
6CB-14180-05	13 - 1
6CB-14181-01	13 - 15
6CB-14182-02	13 - 2
6P2-14191-00	13 - 16
68V-14216-00	13 - 12
6CB-14216-00	13 - 6
6CB-14239-00	13 - 17
6P2-14386-00	13 - 37
6AW-1441J-00	9 - 11
6CB-14429-01	13 - 19
63P-14435-00	21 - 31
6CB-14440-01	9 - 9
6CB-1447B-00	13 - 33
6CB-14546-00	13 - 26
6CB-14564-00	13 - 9
63P-14567-00	13 - 36
6CE-14711-00-9S	33 - 20
6CB-14750-00	33 - 9
6CB-14755-00	33 - 11
	45 - 5
6CB-1475A-00	10 - 26
6CB-1475F-00	10 - 27
6CB-1475G-00	10 - 30
6CB-1475H-00	13 - 13
6CB-1475J-00	13 - 14
6CE-14872-00	18 - 24
	18 - 27
6CB-14984-00	1 - 12
	13 - 31
6CB-14985-00	13 - 25
6CB-14989-00	10 - 29
6CE-15100-10	3 - 2

PART NO. N° PIECES	REF. NO.
6AW-15142-00	5 - 38
6CB-15142-00	6 - 8
6CB-15187-00	3 - 5
6CB-15311-00-CA	34 - 1
6BB-15316-00	33 - 29
6CB-15319-00	3 - 43
6CB-15362-00	34 - 18
6G8-15363-00	3 - 41
6CB-15373-00	9 - 8
6CB-15377-00	34 - 19
6CE-15411-00-9S	3 - 14
6CE-15421-10-9S	3 - 15
6CB-15451-00	3 - 17
	44 - 7
6CB-15481-00	3 - 6
6CB-15512-00	8 - 29
6CB-15544-00	6 - 4
6CB-2134V-00	5 - 40
69J-2134X-00	9 - 16
6E5-21744-00	10 - 23
6CB-2416A-00	10 - 5
69J-24170-00	9 - 14
69J-2419A-01	9 - 15
6CB-24217-00	13 - 7
60E-24300-01	14 - 9
6YK-24307-42	16 - 1
6CB-24313-00	15 - 18
6CB-24313-10	15 - 18
6CB-24314-01	15 - 2
6CB-24314-11	15 - 2
6CB-24315-00	26 - 13
6CB-24317-00	14 - 6
6CB-24323-00	14 - 7
6CB-24324-00	14 - 5
6E5-24351-51	15 - 3
6AW-24360-01	16 - 2
6CE-24376-00	18 - 26
6G8-24376-00	10 - 28
6CE-24377-00	18 - 17
6AW-24377-01	15 - 4
688-24378-00	7 - 2
	10 - 20
	10 - 34
	18 - 29
6CE-24378-00	7 - 12
6E5-24378-00	14 - 8
68V-24379-10	13 - 11
6CB-24410-00	13 - 27

PART NO. N° PIECES	REF. NO.
6CB-24452-10	13 - 18
4SV-24453-00	13 - 38
6CB-24460-00	13 - 4
6CB-24461-00	14 - 1
6P3-24469-00	15 - 10
6CB-24482-00	13 - 20
6CB-24491-00	13 - 30
6CB-24492-00	13 - 28
6CB-24501-01	1 - 9
	13 - 3
6P3-24519-00	15 - 9
6P3-24560-22	15 - 7
6P3-24562-21	15 - 8
6P3-24563-01	1 - 14
	15 - 12
6P3-24564-00	1 - 13
	15 - 11
6CB-24566-00	15 - 13
6CB-24592-00	13 - 29
6CB-24596-01	15 - 20
69J-28100-01	15 - 22
67F-2812A-00	20 - 32
6CE-28199-73-D0	15 - 23
6CE-28199-73-E0	15 - 23
6CE-28199-73-F0	15 - 23
6CE-28199-73-G0	15 - 23
6CE-28199-73-H0	15 - 23
6CE-28199-73-S0	15 - 23
6CE-28199-83-K0	15 - 24
6CE-28199-83-L0	15 - 24
6CE-28199-83-M0	15 - 24
6CE-28199-83-N0	15 - 24
6CE-28199-83-P0	15 - 24
6CE-28199-83-R0	15 - 24
6CB-41132-00-9S	33 - 13
6CB-41134-00	33 - 14
	45 - 6
6CB-41135-00	33 - 17
	45 - 8
6CE-41136-00	33 - 19
	45 - 9
6CE-41137-00-CA	33 - 1
6CB-41138-00	33 - 16
	45 - 7
6CB-42134-00	2 - 15
6AW-42169-00	26 - 15
6CE-42195-01	28 - 8
6BG-42384-00	26 - 2

PART NO. N° PIECES	REF. NO.
6CE-42510-00-8D	30 - 5
6CE-42610-01	2 - 1
6CE-42613-00	2 - 3
6CB-42615-00	25 - 5
6BG-42617-00	21 - 8
6CB-42617-00	21 - 9
6CE-4261A-00	2 - 2
6CB-42628-00	2 - 18
60V-42629-00	43 - 8
6CB-42629-00	21 - 10
6CE-42635-00	2 - 5
6CB-42643-00	26 - 29
6CB-42644-00	26 - 30
6CB-42647-00	2 - 8
6CB-42662-00	5 - 44
6AW-42663-00	2 - 14
6CE-42675-01	2 - 21
6CE-42676-01	2 - 22
6CE-42677-00	2 - 23
6CE-42678-01	2 - 20
6CE-42681-02	2 - 24
6CE-42682-02	2 - 25
6AW-42697-10	2 - 19
6CB-42711-01-8D	25 - 1
6CB-42716-00	25 - 6
69J-42717-00	26 - 11
6D0-42717-00	25 - 22
69J-42723-01	21 - 25
6E5-42724-00	33 - 8
6CE-42725-02	25 - 2
6H4-42726-00	26 - 4
6H1-42726-21	26 - 1
61A-42727-00	26 - 5
64G-42727-00	26 - 6
6CE-42733-00	26 - 7
6CE-42734-00	26 - 8
6CE-42741-01-8D	27 - 1
6CB-42743-00	25 - 25
6CB-42744-00	26 - 35
6H4-42748-00	25 - 23
68F-42753-00	25 - 31
6CB-42756-00	25 - 29
69M-42758-01	18 - 5
	20 - 10
6CB-42761-00	25 - 3
6CB-42766-00	25 - 27
6CB-42769-01	33 - 12
6CE-42771-01-8D	27 - 2

PART NO. N° PIECES	REF. NO.
6CE-42774-00	27 - 15
6AW-42785-00	26 - 17
6CE-42786-00	26 - 9
6CE-42787-00	26 - 10
6AH-42794-40	25 - 33
6AH-42794-50	25 - 34
6CB-42815-01-8D	25 - 7
6CB-42816-01-8D	25 - 8
6CB-42817-01-8D	25 - 9
6CB-42818-00	25 - 13
6CB-42819-00	25 - 14
69J-43111-10-8D	29 - 1
69J-43112-01-8D	29 - 15
6E5-43126-10	29 - 44
6R3-43131-30	29 - 22
61A-43132-00	29 - 13
61A-43133-00	29 - 16
66T-43144-00	25 - 17
6G5-43144-00	29 - 34
6E5-43145-01	39 - 8
6G5-43148-00	29 - 39
61A-43181-01	29 - 36
6G5-43185-02	29 - 37
61A-43311-22-8D	29 - 31
61A-43376-00	30 - 3
69J-43800-06-8D	31 - 1
69J-43801-01	31 - 4
69J-43804-00	32 - 5
69J-43805-00	32 - 4
6CE-4380P-00	31 - 12
6CE-43810-00	31 - 3
61A-43811-00	31 - 9
61A-43813-01	31 - 18
6H1-43814-00	31 - 17
69J-43816-00	31 - 62
69J-43817-00	32 - 13
61A-43818-00	31 - 25
69J-4381C-00	31 - 30
	31 - 35
69J-4381J-00	31 - 63
69J-43820-01	31 - 70
61A-43821-01	31 - 69
61A-43822-00	31 - 68
69J-43828-00	32 - 16
6H1-43829-00	32 - 19
69J-4382E-00	31 - 11
69J-43830-01	31 - 33
69J-43831-00	31 - 65

NUMERICAL INDEX
INDEX NUMERIQUE

PART NO. N° PIECES	REF. NO.
69J-43833-01	31 - 21
61A-43835-01	31 - 19
6CE-43840-00	31 - 2
6CJ-43841-00	31 - 42
6CJ-43843-00	31 - 53
6CJ-43844-00	31 - 50
6H1-43844-10	31 - 55
69J-43845-00	31 - 28
69A-4384F-00	31 - 39
69J-4384G-00	31 - 58
6H1-4384G-11	31 - 54
69J-4384H-00	31 - 10
61A-4384H-10	31 - 73
6CJ-4384M-00	31 - 38
69J-43851-00	31 - 49
69J-43853-00	31 - 45
69J-43854-00	31 - 57
69J-43855-00	31 - 52
6H1-43856-10	31 - 56
61A-43861-00	31 - 14
	31 - 16
	31 - 66
69J-43861-00	32 - 6
6H1-43861-00	31 - 6
6D8-43863-00	31 - 27
61A-43864-00	31 - 72
60V-4386A-00	31 - 44
69J-4386K-00	32 - 10
61A-43871-00	31 - 15
69J-43871-00	31 - 61
6H1-43872-00	31 - 7
61A-43874-00	31 - 71
6H1-43875-00	31 - 29
6T4-43875-01	31 - 67
61A-43875-10	31 - 74
61A-43876-00	31 - 26
69J-43880-01	32 - 1
69J-43881-01	32 - 11
69J-43882-00	32 - 8
6H1-43883-00	31 - 43
69J-43886-00	32 - 7
69J-43888-00	32 - 17
69J-4388E-01	31 - 23
69J-4388F-00	32 - 14
69J-4388H-00	32 - 12
69J-4388J-00	31 - 20
69J-43891-00	32 - 9
6CJ-43893-00	31 - 46

PART NO. N° PIECES	REF. NO.
6AW-44365-00	38 - 1
	38 - 5
	45 - 21
6AW-44366-00	33 - 45
	36 - 2
	38 - 2
	45 - 13
6D0-44366-00	36 - 28
	38 - 28
6D0-44367-00	36 - 26
	38 - 26
6P2-44391-00	25 - 24
6CE-44511-00-94	30 - 31
6CE-44514-00-94	30 - 22
6CE-44526-00	30 - 23
6G5-44526-00	29 - 4
6CE-44532-00	30 - 25
6CE-44533-00	30 - 30
6CE-44536-00	30 - 24
6CE-44551-00-CA	30 - 10
6CE-44552-00-CA	30 - 20
6CE-44555-00-94	30 - 14
6CE-44574-00	30 - 12
6CE-44575-00-94	30 - 13
6CE-45111-00-8D	33 - 25
6CB-45113-00	33 - 26
	45 - 12
6CE-45123-00	33 - 24
	45 - 11
6CE-45127-00	33 - 23
	45 - 10
6BB-45152-01	33 - 30
61A-45155-00	33 - 34
6CE-45181-00-9S	33 - 18
6CE-45211-10-8D	33 - 44
6P2-45214-00	36 - 14
	38 - 14
6P2-45215-00	36 - 15
	38 - 15
6CE-45224-00	36 - 18
	38 - 18
6CE-45225-00	36 - 19
	38 - 19
6CE-45244-00	35 - 41
	37 - 41
6G5-45251-02	1 - 15
	29 - 3
6CE-45300-01-8D	35 - 1

PART NO. N° PIECES	REF. NO.
6CF-45300-01-8D	37 - 1
6CE-45300-11-8D	35 - 1
6CF-45300-11-8D	37 - 1
6CE-45301-00-8D	35 - 2
	37 - 2
69J-45318-01	33 - 32
65N-45321-00	35 - 9
	37 - 9
6CE-45321-00	35 - 9
	37 - 9
6CE-45332-00-CA	35 - 66
6CF-45332-01-CA	37 - 64
6CE-45335-00-9S	35 - 30
	37 - 30
688-45341-10	35 - 5
	37 - 5
6AW-45344-00	35 - 36
	37 - 36
6CE-45361-10	35 - 81
	37 - 77
61A-45371-00	1 - 19
	36 - 22
	38 - 22
6CE-45375-00	35 - 8
	37 - 8
663-45376-00	35 - 7
	37 - 7
63P-45378-00	33 - 47
	36 - 24
	38 - 24
63P-45379-00	33 - 42
6CB-45383-00	35 - 79
	37 - 75
6CB-45384-00	35 - 80
	37 - 76
6CE-45501-00	35 - 43
	37 - 43
6CE-45501-10	35 - 43
	37 - 43
6CE-45539-00	35 - 42
	37 - 42
6CE-45550-00	35 - 44
6CF-45550-00	37 - 44
6CF-45560-00	37 - 47
676-45567-00	35 - 77
6CB-45567-00	35 - 54
	37 - 52
676-45567-10	35 - 77

PART NO. N° PIECES	REF. NO.
6CB-45567-10	35 - 54
	37 - 52
676-45567-20	35 - 77
6CB-45567-20	35 - 54
	37 - 52
676-45567-30	35 - 77
6CB-45567-30	35 - 54
	37 - 52
676-45567-40	35 - 77
6CB-45567-40	35 - 54
	37 - 52
676-45567-50	35 - 77
6CB-45567-50	35 - 54
	37 - 52
6CE-45571-00	35 - 68
6CB-45576-00	35 - 69
6CF-45576-00	37 - 66
6CB-45577-00	35 - 74
	37 - 71
6CB-45577-10	35 - 74
	37 - 71
6CB-45577-20	35 - 74
	37 - 71
6CB-45577-30	35 - 74
	37 - 71
6CB-45577-40	35 - 74
	37 - 71
6CB-45577-50	35 - 74
	37 - 71
6CB-45577-60	35 - 74
	37 - 71
6K1-45578-01	37 - 73
6K1-45578-10	37 - 73
6K1-45578-20	37 - 73
6K1-45578-30	37 - 73
6K1-45578-40	37 - 73
6K1-45578-50	37 - 73
6K1-45578-60	37 - 73
6CE-45587-00	35 - 34
	37 - 34
6CE-45587-10	35 - 34
	37 - 34
6CE-45587-20	35 - 34
	37 - 34
6CE-45587-30	35 - 34
	37 - 34
6CE-45587-40	35 - 34
	37 - 34

NUMERICAL INDEX
INDEX NUMERIQUE

PART NO. N° PIECES	REF. NO.	PART NO. N° PIECES	REF. NO.
6CE-45C81-00	38 - 35	6CE-81919-20	20 - 37
	38 - 37	6CB-81923-00	20 - 38
6DV-4820A-00	28 - 1	6P2-81925-01	20 - 1
6Y8-48277-00	41 - 16	6CB-81929-00	20 - 4
	41 - 16	6C5-81941-00	24 - 20
	41 - 17	6CB-81948-01	20 - 8
6E5-61301-01	40 - 1	6CE-81949-00	22 - 15
6E5-61303-00	40 - 5	6AW-81950-00	20 - 15
6E5-61311-11	40 - 3	6CB-81952-00	21 - 33
6E5-61313-00	40 - 2	68F-8195A-00	20 - 23
6E5-61355-00	40 - 4	6CE-81960-00	18 - 11
6E5-61350-02	39 - 1	6CE-81972-00-9S	18 - 12
6E5-61351-01	39 - 2	6CE-81975-00	18 - 13
6E5-61355-00	39 - 5	6AH-81994-40	17 - 17
6CE-68303-00	28 - 26	6AH-81994-50	17 - 18
6Y8-81315-00	41 - 18	6AH-81996-00	25 - 35
6Y8-81336-00	20 - 34	6CB-82105-01	20 - 41
6CB-81337-01	17 - 13	6P2-82113-00	20 - 31
6CE-81410-00	17 - 3	69J-82147-00	29 - 33
6CE-81443-00	22 - 7	6E5-82148-00	29 - 10
6CB-81639-00	20 - 28	6H1-82148-00	29 - 7
6CE-81800-00	24 - 1	6AW-82149-00	30 - 16
6CE-81801-00	24 - 5	67F-82151-00	20 - 26
6CE-81807-00	24 - 8	6CE-82151-00	20 - 22
6CB-81809-00	24 - 14	6TA-82151-00	41 - 19
6CE-81810-00	24 - 3	67F-82151-10	20 - 27
67F-81813-00	24 - 6	67F-82151-40	20 - 24
6CE-81820-00	24 - 7	67F-82151-50	20 - 25
6CE-81821-00	24 - 11	6CE-82170-00	20 - 21
6CB-81822-02	22 - 5	6CB-82310-00	19 - 1
6CB-81823-00	22 - 9	6CB-82314-00	19 - 3
6CB-81826-00	24 - 22	6CB-82316-01	18 - 3
69J-81828-00	24 - 23	6P2-82380-00	11 - 5
6CE-81830-00	24 - 16	6CB-82388-00	21 - 16
6CB-81832-00	24 - 9	6Y8-82509-10	41 - 8
6CB-81836-00	24 - 10	6Y8-82521-11	41 - 15
6CE-81839-00	24 - 19	6P2-82560-01	21 - 19
67F-8183R-00	24 - 13	6BR-82563-00	21 - 24
60V-8183T-00	24 - 17	69J-82587-00	21 - 26
6P2-8183X-00	20 - 19	6CE-82588-00	20 - 6
6CE-81840-00	24 - 4	6E9-82588-00	21 - 20
67F-81841-00	24 - 12	6CB-82589-01	21 - 7
6CE-81842-00	24 - 18	6CE-82590-10	21 - 1
6BR-81845-00	18 - 7	6CB-82594-00	21 - 3
67F-81846-00	24 - 24	6CE-8259M-00	22 - 14
6CE-81850-00	24 - 2	6CE-825E0-00	42 - 1
6CE-81869-00	24 - 21	68F-82846-00	20 - 30
67F-81891-00	24 - 15	6X4-83383-00	41 - 5

PART NO. N° PIECES	REF. NO.
6X4-83386-00	41 - 6
6E5-83558-00	33 - 36
63P-83614-01	21 - 27
	21 - 28
6AW-83651-00	21 - 23
6AW-8366B-01	23 - 1
	43 - 2
60V-8366D-00	23 - 2
	43 - 3
69J-83672-11	30 - 1
6Y8-8454G-00	41 - 11
6P2-85075-00	19 - 6
64J-85516-00	18 - 4
	20 - 9
6CB-85516-00	17 - 15
6CB-85544-00	20 - 29
689-85547-00	15 - 1
6CB-85547-00	9 - 10
6CB-85561-00	17 - 5
6CE-85564-00	28 - 6
6CB-85580-00	17 - 4
6CE-85592-00	17 - 9
6P2-85780-00	6 - 11
6CB-85790-00	21 - 18
63P-85886-00	21 - 30
6P2-85896-00	19 - 5
6CE-8591A-04	18 - 1
6C5-86120-00	10 - 3
6CB-86120-00	6 - 1
6Y8-86260-02	41 - 2
6Y8-86260-12	41 - 2
6AA-86261-00	41 - 3
6AA-86261-22	41 - 3
6Y8-86267-00	41 - 1
60V-8A4L1-12	43 - 1
KOF-A3233-00	4 - 15
KOF-A3741-00	8 - 5
KOF-A3742-00	8 - 6
KOF-A3743-00	8 - 3
KOF-A3751-00	8 - 8
KOF-A3751-10	8 - 8
KOF-A3751-20	8 - 8
KOF-A3751-30	8 - 8
KOF-A3751-40	8 - 8
KOF-A3751-50	8 - 8
KOF-A3751-60	8 - 8
KOF-A3751-70	8 - 8
KOF-A3751-80	8 - 8

PART NO. N° PIECES	REF. NO.
KOF-A3751-90	8 - 8
KOF-A3751-A0	8 - 8
KOF-A3751-B0	8 - 8
KOF-A3751-C0	8 - 8
KOF-A3751-D0	8 - 8
KOF-A3751-E0	8 - 8
KOF-A3751-F0	8 - 8
KOF-A3751-G0	8 - 8
KOF-A3751-H0	8 - 8
KOF-A3751-J0	8 - 8
KOF-A3751-K0	8 - 8
KOF-A3751-L0	8 - 8
KOF-A3751-M0	8 - 8
KOF-A3751-N0	8 - 8
KOF-A3751-P0	8 - 8
KOF-A3751-R0	8 - 8
KOF-A3751-S0	8 - 8
KOF-A3751-T0	8 - 8
KOF-A3753-00	8 - 8
KOF-A3753-10	8 - 8
KOF-A3753-20	8 - 8
KOF-A3753-30	8 - 8
KOF-A3753-40	8 - 8
KOF-A3753-50	8 - 8
KOF-A3753-60	8 - 8
KOF-A3753-70	8 - 8
6CB-W0001-02	44 - 1
6CE-W0001-21	45 - 1
6CE-W0078-01	1 - 20
	45 - 28
6CE-W009A-00-9S	5 - 1
6CE-W009B-05-9S	3 - 1
6CE-W009C-00-9S	5 - 11
6CB-W1165-00	4 - 9
6CB-W4624-00	8 - 27
6CE-W8145-01	17 - 1
6AW-W9011-00	17 - 2
90101-09M70	40 - 9
90101-12047	29 - 48
90101-12M05	29 - 48
	29 - 48
90101-14004	30 - 17
90105-06035	6 - 3
	9 - 4
90105-06037	3 - 28
	3 - 45
	6 - 7
90105-06039	26 - 34



FLOOD MARINE SERVICES
downloaded from www.yamahאוboardparts.co.uk

PART NO. N° PIECES	REF. NO.
90105-06151	3 - 18
	3 - 40
	22 - 11
90105-06M07	3 - 13
	5 - 22
90105-06M08	12 - 9
90105-08175	3 - 7
	5 - 28
90105-08178	6 - 5
90105-08220	5 - 29
90105-08M61	35 - 82
	37 - 78
90105-08M87	22 - 6
90105-10M00	36 - 23
	38 - 23
90105-14005	30 - 27
90109-06277	5 - 33
	5 - 37
90109-06M80	27 - 14
90109-06M81	43 - 4
90110-05039	36 - 21
	38 - 21
90111-06142	27 - 4
	27 - 7
90111-06144	27 - 3
	27 - 8
90111-08078	2 - 9
90116-10041	36 - 9
90119-06M17	38 - 9
	9 - 21
	15 - 14
90119-06M18	33 - 43
90119-06M24	9 - 2
90119-06M56	18 - 6
	20 - 11
90119-06M61	26 - 33
90119-06MA3	18 - 14
90119-07001	5 - 5
	5 - 15
90119-07234	5 - 6
	5 - 16
90119-08020	9 - 3
90119-08102	33 - 4
90119-08168	28 - 3
90119-08M14	35 - 26
	37 - 26
	45 - 38
90119-08M22	25 - 21

PART NO. N° PIECES	REF. NO.
90119-08M32	35 - 29
	37 - 29
90119-10007	33 - 27
90119-10008	36 - 13
	38 - 13
90119-10009	36 - 12
	38 - 12
90119-10024	29 - 30
	30 - 21
	30 - 32
90119-10038	36 - 9
	38 - 9
90119-10050	8 - 18
90119-10M07	8 - 31
90151-05M05	3 - 33
90151-06M02	3 - 11
	3 - 20
	33 - 3
90152-05M08	36 - 16
	38 - 16
90155-11002	5 - 27
90159-05059	42 - 4
90159-06053	27 - 11
90167-06M00	41 - 12
90170-09M05	40 - 10
90170-10009	36 - 11
	38 - 11
90170-14M06	40 - 6
90170-16M19	35 - 45
	37 - 45
90170-30M18	35 - 40
	37 - 40
90171-18M04	36 - 32
	38 - 32
90173-06001	27 - 9
90179-06M28	2 - 4
	5 - 41
90179-08003	22 - 3
90183-02M03	35 - 62
	37 - 60
90183-061A6	27 - 10
90185-05002	36 - 17
	36 - 20
	38 - 17
	38 - 20
90185-06M07	5 - 45
90185-09M01	39 - 6
	40 - 11



NUMERICAL INDEX
INDEX NUMERIQUE

PART NO. N° PIECES	REF. NO.
90185-14M00	30 - 18
	30 - 28
90185-22M11	29 - 25
90201-02M00	35 - 61
	37 - 59
90201-06M02	33 - 40
90201-06M30	41 - 13
90201-08M09	28 - 11
90201-10048	36 - 10
	38 - 10
90201-10M01	8 - 32
90201-10M20	39 - 7
90201-10M76	40 - 8
90201-11008	28 - 23
90201-12064	28 - 4
90201-12426	29 - 50
90201-13M01	29 - 49
90201-156J2	25 - 11
90201-16032	30 - 15
90201-16M00	35 - 46
	37 - 46
90201-26M59	29 - 24
90201-32008	35 - 76
90201-40M00	30 - 6
90201-41008	35 - 51
90201-62008	35 - 33
	37 - 33
90202-08M41	28 - 10
90202-40M47	30 - 9
90206-14N50	32 - 2
90206-15M18	25 - 12
90214-30003	35 - 39
	37 - 39
90249-06M19	29 - 40
90250-08M07	35 - 63
	37 - 61
90280-04002	35 - 22
	37 - 22
	45 - 34
90282-05008	35 - 78
	37 - 74
90340-08002	35 - 4
	37 - 4
90340-14M06	5 - 9
	34 - 4
90340-18M09	5 - 7
	5 - 17
90386-08008	28 - 2

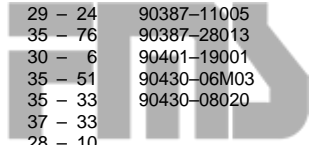
PART NO. N° PIECES	REF. NO.
90386-10001	28 - 24
90386-10M16	29 - 38
90386-11001	28 - 21
90386-15M73	25 - 10
90386-18M14	29 - 46
	31 - 24
90386-18M63	29 - 45
90386-25M31	29 - 23
90386-39M89	30 - 7
90387-05004	42 - 5
90387-06289	9 - 20
	15 - 16
90387-06M03	26 - 32
90387-06M43	27 - 13
90387-07028	27 - 6
90387-08104	28 - 5
90387-08M37	25 - 20
90387-08M45	2 - 12
90387-10094	2 - 10
90387-10M05	29 - 41
90387-10M61	39 - 3
90387-11005	5 - 26
90387-28013	30 - 26
90401-19001	3 - 37
90430-06M03	5 - 23
90430-08020	1 - 18
	35 - 6
	37 - 6
	45 - 14
90430-14115	5 - 10
90430-14M09	1 - 17
	34 - 5
	45 - 2
90430-18130	5 - 8
	5 - 18
90445-07017	43 - 6
90445-07032	33 - 38
90445-07034	33 - 38
90445-09068	18 - 28
90445-09220	7 - 1
90445-096H2	7 - 9
90445-097F7	10 - 9
90445-107A5	18 - 19
90445-14019	26 - 23
90445-14021	26 - 14
90445-16015	26 - 16
90446-15003	20 - 20
	30 - 33

PART NO. N° PIECES	REF. NO.
90447-07013	43 - 7
90462-06013	18 - 20
90462-10061	33 - 41
90464-06001	21 - 5
90464-07209	10 - 19
90464-08004	11 - 11
90464-09013	7 - 5
	10 - 14
90464-09129	21 - 32
90464-10011	10 - 33
90464-10M59	7 - 4
90464-11012	10 - 31
90464-11121	21 - 12
90464-12009	14 - 14
90464-12010	7 - 6
	10 - 12
	10 - 32
90464-12012	14 - 15
	14 - 16
	15 - 5
90464-12183	20 - 13
	21 - 14
90464-13227	22 - 12
90464-13249	9 - 22
	18 - 9
	20 - 12
90464-16001	26 - 28
90464-18004	22 - 13
90464-18246	21 - 13
90464-20181	9 - 23
	10 - 18
	18 - 10
	20 - 14
	21 - 2
	21 - 15
90464-20258	25 - 32
90464-23001	10 - 6
90464-26002	7 - 8
	10 - 13
	18 - 22
90464-99004	9 - 12
90465-08M83	29 - 19
	29 - 27
90465-11M10	7 - 10
	10 - 7
	10 - 11
	15 - 6
	15 - 19

PART NO. N° PIECES	REF. NO.
90465-11M10	17 - 10
	18 - 30
	23 - 4
	26 - 3
	26 - 24
	29 - 26
	30 - 34
	33 - 37
	33 - 37
	41 - 10
	42 - 6
	43 - 5
90465-11M59	7 - 15
90465-13M18	42 - 7
90465-13M24	21 - 6
90465-14M66	14 - 13
	21 - 22
90467-130A5	26 - 25
90467-140A8	26 - 26
90467-140A9	26 - 27
90468-18008	28 - 12
	28 - 16
90480-10M23	9 - 19
	15 - 15
90480-12314	17 - 14
	19 - 4
90480-13M24	27 - 12
90480-14029	26 - 31
90480-16009	27 - 5
90480-22M81	25 - 19
90501-10M77	35 - 57
	37 - 55
90506-16003	29 - 43
90506-22001	25 - 16
90560-12M01	39 - 4
91318-05025	31 - 59
91318-05040	31 - 64
91490-40030	36 - 33
	38 - 33
91690-30020	29 - 42
91690-40010	3 - 16
91809-08006	5 - 4
	5 - 14
92903-06600	20 - 18
92903-08600	22 - 2
92990-06100	2 - 16
92990-06200	2 - 7
92990-08600	2 - 11



FLOOD MARINE SERVICES
downloaded from www.yamahאוboardparts.co.uk



FLOOD MARINE SERVICES
downloaded from www.yamahאוboardparts.co.uk



FLOOD MARINE SERVICES
downloaded from www.yamahאוboardparts.co.uk



FLOOD MARINE SERVICES
downloaded from www.yamahאוboardparts.co.uk



FLOOD MARINE SERVICES
downloaded from www.yamahאוboardparts.co.uk



FLOOD MARINE SERVICES
downloaded from www.yamahאוboardparts.co.uk

PART NO. N° PIECES	REF. NO.
92990-18200	36 - 31
	38 - 31
92995-05600	17 - 8
92995-06100	11 - 7
92995-06600	9 - 18
	11 - 8
	19 - 8
	20 - 36
	29 - 6
	29 - 9
	29 - 12
	29 - 21
	29 - 29
	42 - 3
	43 - 10
92995-08600	35 - 38
	37 - 38
92995-14600	30 - 19
	30 - 29
93101-28M16	35 - 31
	37 - 31
	45 - 23
93101-30002	35 - 71
	37 - 68
	45 - 25
93101-30004	35 - 72
	37 - 69
	45 - 26
93102-38008	8 - 26
	44 - 11
93102-85008	4 - 4
	44 - 10
93104-22M07	35 - 15
	37 - 15
	45 - 18
	45 - 29
93106-09014	35 - 11
	37 - 11
	45 - 17
93106-10001	35 - 11
	37 - 11
	45 - 17
93106-19N50	31 - 5
93210-04279	41 - 9
93210-064A5	31 - 51
93210-07003	33 - 48
	36 - 25
	38 - 25

NUMERICAL INDEX
INDEX NUMERIQUE

PART NO. N° PIECES	REF. NO.
93399-99966	35 - 32
	37 - 32
93399-999T6	32 - 3
93410-10082	28 - 25
93410-18M05	29 - 47
93410-37M04	30 - 11
93420-36M01	33 - 33
93501-04011	35 - 58
	37 - 56
93501-08001	31 - 47
93503-16003	31 - 37
93505-32038	31 - 13
	31 - 34
93604-07M13	28 - 18
93604-35236	31 - 60
93605-10108	8 - 10
	8 - 12
	8 - 14
	8 - 16
93606-12019	3 - 3
	3 - 4
	4 - 3
	22 - 10
	35 - 25
	37 - 25
	45 - 37
	29 - 2
93606-19002	33 - 22
93606-19M23	33 - 7
93608-16M16	33 - 28
	33 - 46
	34 - 3
	35 - 49
	36 - 8
	37 - 50
	38 - 8
93700-06M03	29 - 18
	29 - 32
94702-00400	1 - 8
	5 - 46
95022-06035	17 - 11
95023-06012	18 - 21
95027-06025	3 - 27
95380-06600	2 - 17
	10 - 4
95380-12600	29 - 51
95380-14700	40 - 7
95780-06300	41 - 14

PART NO. N° PIECES	REF. NO.
95780-08300	2 - 13
95780-10300	30 - 4
95812-06025	34 - 8
95814-08020	20 - 3
95875-06016	6 - 9
	34 - 21
95875-06020	33 - 10
95875-06025	28 - 22
	28 - 27
	34 - 14
95875-06040	9 - 1
95875-08030	11 - 4
95875-08060	11 - 4
95880-08012	25 - 15
95885-06014	5 - 39
95885-08025	5 - 24
95895-06010	33 - 35
95895-06012	18 - 8
	21 - 4
	21 - 21
	21 - 29
	25 - 18
	25 - 26
	25 - 28
	25 - 30
95895-06014	15 - 21
	25 - 4
95895-06016	10 - 16
	15 - 17
	20 - 7
	21 - 17
	21 - 34
	22 - 8
	23 - 3
	26 - 12
95895-06020	9 - 13
	18 - 2
	20 - 5
	21 - 11
95895-06025	18 - 15
	19 - 2
95895-06030	5 - 32
	5 - 36
	17 - 12
95895-08016	20 - 2
	20 - 39
	20 - 40
97013-06020	20 - 17
97013-08045	22 - 1

PART NO. N° PIECES	REF. NO.
97075-06020	11 - 6
97095-05020	17 - 7
97095-06010	29 - 8
	29 - 35
	33 - 39
97095-06012	33 - 31
97095-06014	29 - 28
97095-06016	9 - 17
	20 - 35
	42 - 2
	43 - 9
97095-06020	19 - 7
97095-06025	29 - 5
97095-08020	35 - 37
	37 - 37
97575-06525	28 - 14
97575-08535	33 - 21
	34 - 2
97575-08560	33 - 15
97575-10535	33 - 6
97575-10545	33 - 5
97575-10570	36 - 13
	38 - 13
97595-06610	20 - 16
97780-50620	20 - 33
97780-60516	2 - 6
97780-60520	26 - 22
97780-60620	41 - 7
97880-06035	41 - 12
97885-06010	29 - 14
	29 - 17
97885-06012	29 - 11
	29 - 20
97980-06216	41 - 4
97985-04308	22 - 4
97985-06216	30 - 2
98507-04008	13 - 39
98780-06530	3 - 31
98780-06550	3 - 35
99001-08600	35 - 13
	37 - 13
99001-09600	35 - 13
	37 - 13
99002-03600	31 - 40
99009-47500	35 - 52
99530-08012	17 - 6
99530-14016	8 - 30