



**PARTS  
CATALOGUE  
CATALOGUE  
DE PIÈCES DÉTACHÉES**

**F115AET'11 (68VA)**

**FL115AET'11 (68WA)**

1K68V-300F1

( )



2016/4/18

NEWS NO.	DATE	COMMENT
PE0-OM-130010	Mar., 17, 2013	MOD:FIG.21 POWER TRIM & TILT ASSY 1 LIST/ILLUSTRATION REVISION
PE0-OM-160009	Apr., 11, 2016	MOD:F(L)115A FUEL (1) LIST/ILLUSTRATION REVISION

F115AET/FL115AET  
PARTS CATALOGUE  
©2010 by Yamaha Motor Co., Ltd.  
1st edition, June 2010  
All rights reserved.  
Any reprinting or unauthorized use  
without the written permission of  
Yamaha Motor Co., Ltd.  
is expressly prohibited.  
Printed in Japan.

F115AET/FL115AET  
CATALOGUE DE PIÈCES DÉTACHÉES  
©2010 par Yamaha Motor Co., Ltd.  
1<sup>re</sup> édition, juin 2010  
Tous droits réservés  
Toute réimpression ou utilisation  
non autorisée sans la permission écrite  
de la Yamaha Motor Co., Ltd.  
est formellement interdite.  
Imprimé au Japon

# FOREWORD

This Parts Catalogue is related to the parts for the model(s) on the cover page. When you are ordering replacement parts, please refer to this Parts Catalogue and quote both part numbers and part names correctly.

1. Modifications or additions which have been made after the issue of the Parts Catalogue will be announced in the Parts News. It is advisable that you make the necessary corrections to the Parts Catalogue according to the Parts News.

2. Abbreviations  
The following abbreviations are used in this Parts Catalogue.

“UR” Use specified parts number.  
 “UN” Use as many as needed.  
 “AP” Alternate Parts  
 “LM” Locally Made (Parts need to be ordered locally)  
 “F#” Frame No. (Applicable machine No.)  
 “O/S” Over Size

3. The number of components for assembly
  - Parts, which are to be supplied in an assembly, are listed with a dot (.) in front of the part name as shown below.
  - The numeral appearing to the right of each component part indicates the quantity of parts for each assembly unit.

PART NO.	DESCRIPTION	Q'TY	REMARKS
2F5-83310-60	FRONT FLASHER LIGHT ASSY	2	
115-83311-60	.BULB (6V-18W)	1	

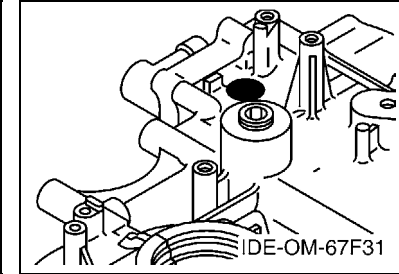
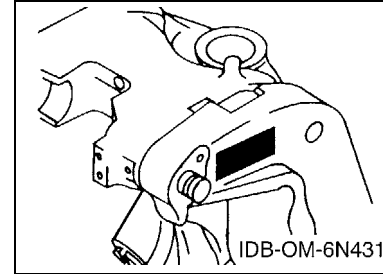
4. Applicable colours of graphics are represented in the “REMARKS” as shown below.

PART NO.	DESCRIPTION	Q'TY	REMARKS
2N4-24110-00-X5	FUEL TANK COMP.	2	MXR
3J1-24240-10	.GRAPHIC, FUEL TANK	1	FOR MXR

5. Note that the illustrations for reference in finding parts numbers are not to be used for assembling. When assembling, please use the applicable service manual.

6. The asterisk (\*) before a reference number indicates modified items after the first edition.
7. Applicable Serial No.

Engine Serial No.



8. Applicable Engine Starting Serial No.

Model	Serial No.	Model	Serial No.
F115A	68V-1113062	FL115A	68W-1004693

9. Applicable Colour Code

Abbreviation	Colour Name	Colour Code
DBN1	DARK BLUISH GRAY 1	008D

10. Quantity Column Information

Column No.	Name Of Q'ty Column	Applicable Model
1	68VA	F115AET
2	68WA	FL115AET

## AVANT-PROPOS

Ce catalogue de pièces détachées concerne les pièces pour le(s) modèle(s) indiqué(s) sur la page de couverture. Lorsque vous commandez des pièces de rechange, veuillez vous référer à ce catalogue de pièces détachées et indiquer clairement les numéros et les noms des pièces détachées.

1. Les modifications ou ajouts ayant été effectués après la parution du catalogue de pièces détachées seront décrits dans les Bulletins d'information concernant les pièces détachées.

Il est recommandé que vous apportiez les corrections nécessaires au catalogue des pièces détachées en vous référant aux Bulletins d'information.

2. Abréviations

Dans ce catalogue, les abréviations suivantes sont utilisées:

“UR” Utiliser le numéro de pièces spécifié.

“UN” Utiliser autant que nécessaire.

“AP” Pièces de substitution

“LM” Fabrication locale (les pièces doivent être commandées localement.)

“F#” N° de cadre (applicable au N° de série)

“O/S” Surdimensionné

3. Nombre de pièces d'un assemblage

- Les pièces fournies comme composants d'un assemblage sont précédées d'un point (.) de la manière indiquée ci-dessous.
- Le chiffre apparaissant à la droite de chaque composant indique la quantité de pièces pour chaque unité d'assemblage.

N° PIECES	DESCRIPTION	QTE	REMARQUES
2F5-83310-60	ENS. CLIGNOTANT AVANT	2	
115-83311-60	.AMPOULE (6V-18W)	1	

4. Les couleurs concernant les graphiques sont indiquées dans la colonne “REMARQUES”, comme indiqué ci-dessous.

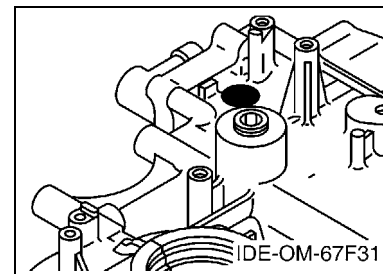
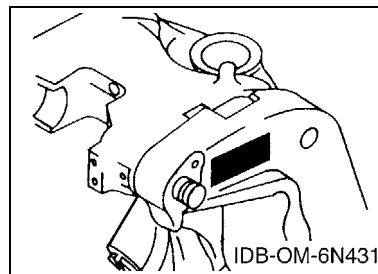
N° PIECES	DESCRIPTION	QTE	REMARQUES
2N4-24110-00-X5	RESERVOIR A ESSENCE.	2	MXR
3J1-24240-10	.GRAPHIQUE	1	POUR MXR

5. Veuillez noter que les illustrations sont indiquées à titre de référence pour trouver les numéros de pièces, non pour être utilisées lors de l'assemblage. Lors de l'assemblage, veuillez utiliser le manuel d'entretien adéquat.

6. L'astérisque (\*) placé devant un numéro de référence indique des éléments qui ont été modifiés après la première édition.

7. N° de série applicable

N° de Série du moteur



8. N° de série initial du moteur applicable

Modèle	N° de série	Modèle	N° de série
F115A	68V-1113062	FL115A	68W-1004693

9. Code couleur applicable

Abréviation	Nom de la couleur	Code couleur
DBN1	DARK BLUIISH GRAY 1	008D

10. Informations relatives à la colonne Quantité

N° de la colonne	Nom de la colonne Qté	Modèle applicable
1	68VA	F115AET
2	68WA	FL115AET

TOP COWLING .....	1
CYLINDER & CRANKCASE 1 .....	3
CRANKSHAFT & PISTON .....	5
CYLINDER & CRANKCASE 2 .....	6
VALVE .....	8
INTAKE 1 .....	10
INTAKE 2 .....	11
FUEL INJECTION NOZZLE .....	13
FUEL INJECTION PUMP .....	15
FUEL 1 .....	17
FUEL 2 .....	19
GENERATOR .....	20
ELECTRICAL 1 .....	21
ELECTRICAL 2 .....	22
ELECTRICAL 3 .....	24
STARTING MOTOR .....	26
BOTTOM COWLING .....	28
CONTROL .....	31
BRACKET 1 .....	33
BRACKET 2 .....	35
POWER TRIM & TILT ASSY 1 .....	37
POWER TRIM & TILT ASSY 2 .....	39
UPPER CASING .....	41
OIL PAN .....	43
LOWER CASING & DRIVE 1 .....	45
LOWER CASING & DRIVE 2 .....	49
LOWER CASING & DRIVE 3 .....	51
LOWER CASING & DRIVE 4 .....	55
STEERING GUIDE ATTACHMENT 1 .....	57
STEERING GUIDE ATTACHMENT 2 .....	58
OPTIONAL PARTS .....	59
REPAIR KIT 1 .....	60
REPAIR KIT 2 .....	61

## INDEX

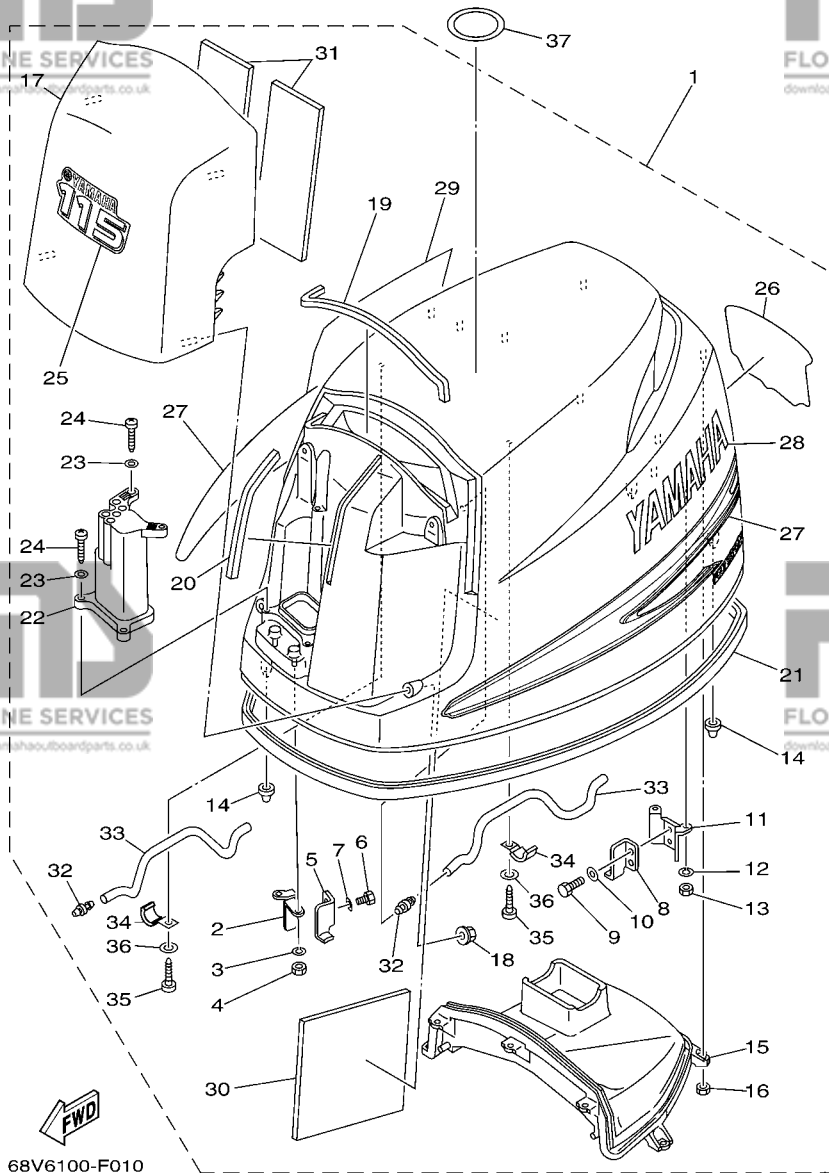
NUMERICAL INDEX .....	63
-----------------------	----

# TABLE DES MATIERES

CAPOT SUPERIEUR .....	1
CYLINDRE & CARTER 1 .....	3
VILEBREQUIN & PISTON .....	5
CYLINDRE & CARTER 2 .....	6
SOUPAPE .....	8
ADMISSION 1 .....	10
ADMISSION 2 .....	11
FUEL INJECTION NOZZLE .....	13
FUEL INJECTION PUMP .....	15
CARBURANT 1 .....	17
CARBURANT 2 .....	19
GENERATRICE .....	20
PARTIE ELECTRIQUE 1 .....	21
PARTIE ELECTRIQUE 2 .....	22
PARTIE ELECTRIQUE 3 .....	24
DEMARREUR ELECTRIQUE .....	26
CAPOT INFERIEUR .....	28
COMMANDE .....	31
SUPPORT 1 .....	33
SUPPORT 2 .....	35
PUISSANCE PARER ET INCLINER 1 .....	37
PUISSANCE PARER ET INCLINER 2 .....	39
FOURREAU .....	41
VENTILATEUR D'HUILE .....	43
BOITIER D'HELICE TRANSMISSION1 .....	45
BOITIER D'HELICE TRANSMISSION2 .....	49
BOITIER D'HELICE TRANSMISSION3 .....	51
BOITIER D'HELICE TRANSMISSION4 .....	55
DIRECTION GUIDE ACCESSOIRE 1 .....	57
DIRECTION GUIDE ACCESSOIRE 2 .....	58
PIECES OPTIONNELLES .....	59
KITS DE REPARATION 1 .....	60
KITS DE REPARATION 2 .....	61

## INDEX

INDEX NUMERIQUE .....	63
-----------------------	----

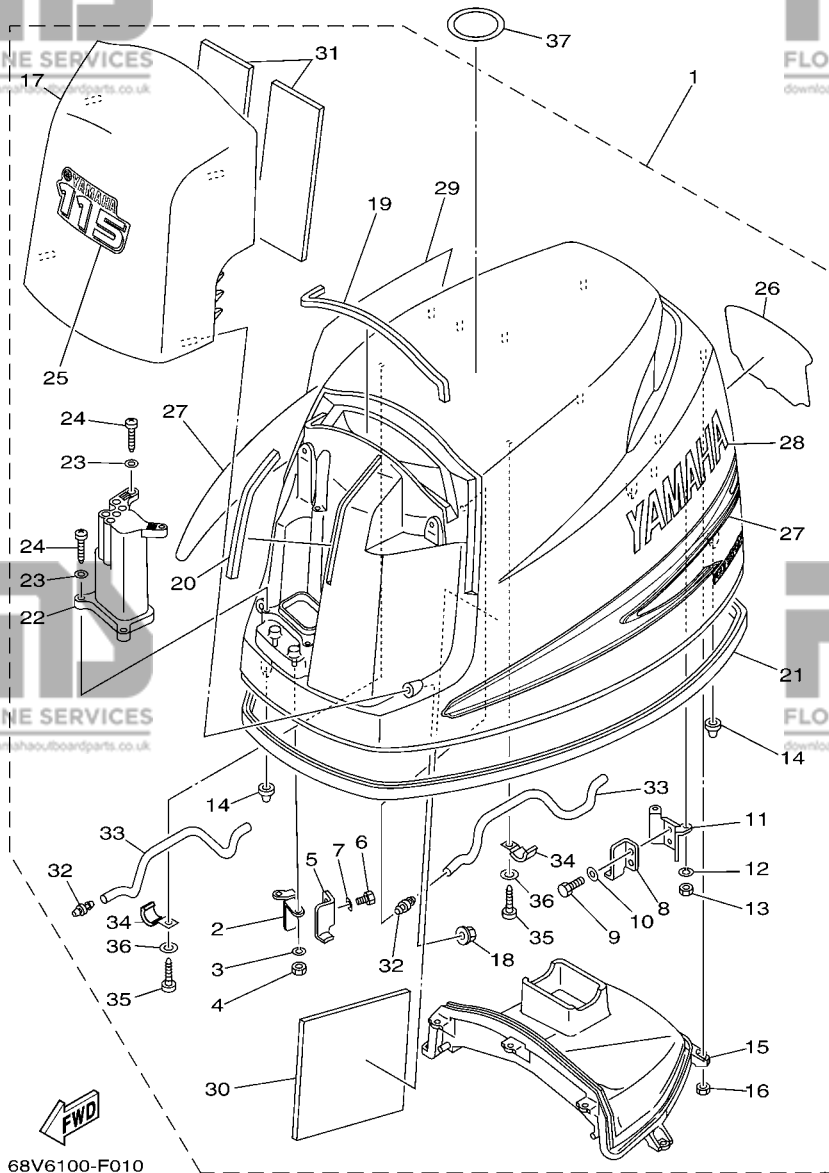


68V6100-F010

FIG. 1 TOP COWLING

CAPOT SUPERIEUR

REF. NO.	PART NO. N° PIECES	DESCRIPTION DESCRIPTION	68VA	68VA	REMARKS REMARQUES
1	68V-42610-12	TOP COWLING ASSY CAPOT (ENS.)	1	1	
2	68V-42647-00	.HOLDER, CLAMP BAND .SUPPORT, SANDOW DE SERRAGE	1	1	
3	92990-06100	.WASHER, SPRING .RONDELLE, GROWER	2	2	
4	95380-06600	.NUT, HEXAGON .ECROU	2	2	
5	68V-42651-00	.HOOK .CROCHET	1	1	
6	97095-06012	.BOLT .BOULON	2	2	
7	92995-06600	.WASHER .RONDELLE	2	2	
8	68V-42652-00	.HOOK .CROCHET	1	1	
9	97095-06012	.BOLT .BOULON	2	2	
10	92995-06600	.WASHER .RONDELLE	2	2	
11	67F-42649-00	.HOLDER, CLAMP BAND .SUPPORT, SANDOW DE SERRAGE	1	1	
12	92990-06100	.WASHER, SPRING .RONDELLE, GROWER	2	2	
13	95380-06600	.NUT, HEXAGON .ECROU	2	2	
14	67F-42662-00	.DAMPER .AMORTISSEUR	3	3	
15	68V-42613-00	.MOLDING, AIR DUCT .MANCHON A AIR	1	1	
16	95380-06600	.NUT, HEXAGON .ECROU	7	7	
17	68V-42612-00-8D	.AIR DUCT, TOP COWLING .FLASQUE, PLATEAU D'AVANCE	1	1	
18	90179-06M28	.NUT .ECROU	4	4	
19	68V-42628-00	.SEAL .JOINT	1	1	
20	68V-42718-00	.RUBBER, SEAL 3 .JOINT	1	1	
21	68V-42615-00	.SEAL .JOINT	1	1	
22	68V-42632-00	.WINDOW .FENETRE	1	1	
23	92990-05200	.WASHER, PLAIN .RONDELLE, PLATE	4	4	
24	97780-50625	.SCREW, TAPPING .VIS, TETE BOMBEE	4	4	
25	68V-42677-10	.GRAPHIC, FRONT .ADHESIF, AVANT	1	1	
26	68V-42678-10	.GRAPHIC, REAR .ADHESIF, ARRIERE	1	1	
27	68V-W0070-10	.GRAPHIC SET .JEU DIEMBLEMES	1	1	



68V6100-F010

FIG. 1 TOP COWLING

CAPOT SUPERIEUR

REF. NO.	PART NO. N° PIECES	DESCRIPTION DESCRIPTION	68VA	68VA	REMARKS REMARQUES
28	68V-42681-10	.MARK, COWLING .ADHESIF, CAPOT	1	1	
29	68V-42682-10	.MARK, COWLING .ADHESIF, CAPOT	1	1	
30	68V-42617-00	.DAMPER, FORM .BOURRELET, CAOUTCHOUC	1	1	
31	68V-42619-00	.DAMPER, FORM .BOURRELET, CAOUTCHOUC	2	2	
32	6BL-44391-00	.NIPPLE, HOSE .RACCORD D'ESSENCE	2	2	
33	90445-10M18	.HOSE (L295) .DURITE (L295)	2	2	
34	90465-08M63	.CLAMP .BRIDE	2	2	
35	97780-50620	.SCREW, TAPPING .VIS, TETE BOMBEE	2	2	
36	92990-05200	.WASHER, PLAIN .RONDELLE, PLATE	2	2	
37	67F-13434-20	LABEL, CAUTION ETIQUETTE, ATTENTION	1	1	



**FIG. 2 CYLINDER & CRANKCASE 1 CYLINDRE & CARTER 1**

**CYLINDER BLOCK ASSY**

Fig. 2, CYLINDER & CRANKCASE 1  
Ref. No. 2 to 11, 14 to 39,  
43 to 47, 49

Fig. 3, CRANKSHAFT & PISTON  
Ref. No. 1 to 10

Fig. 4, CYLINDER & CRANKCASE 2  
Ref. No. 14

Fig. 5, VALVE  
Ref. No. 20, 22 to 24

Fig. 6, INTAKE 1  
Ref. No. 5, 9 to 13

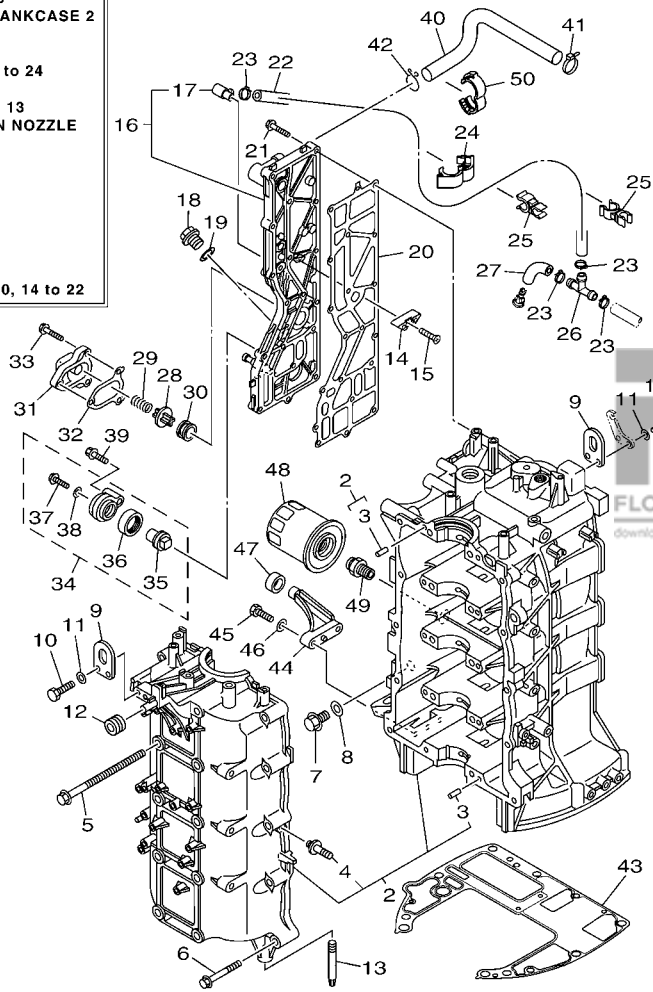
Fig. 8, FUEL INJECTION NOZZLE  
Ref. No. 16, 26

Fig. 10, FUEL 1  
Ref. No. 29

Fig. 12, GENERATOR  
Ref. No. 8

Fig. 13, ELECTRICAL 1  
Ref. No. 12

Fig. 15, ELECTRICAL 3  
Ref. No. 8 to 10, 14 to 22



68VA300-K020

REF. NO.	PART NO. N° PIECES	DESCRIPTION DESCRIPTION	68VA	68VA	REMARKS REMARQUES
1	68V-W009B-10-9S	CYLINDER BLOCK ASSY CYLINDRE GROUPE (ENS.)	1	1	
2	68V-15100-02-9S	CRANKCASE ASSY CARTER DE MOTEUR COMPLET	1	1	
3	93606-12019	.PIN, DOWEL .GOUILLE	10	10	
4	68V-44581-01	.BOLT .BOULON	1	1	
5	90119-10M88	BOLT, WITH WASHER BOULON, AVEC RONDELLE	10	10	
6	90119-08M66	BOLT, WITH WASHER BOULON, AVEC RONDELLE	10	10	
7	90340-14M06	PLUG, STRAIGHT SCREW PLOT, FILETE DROIT	1	1	
8	90430-14115	GASKET JOINT	1	1	
9	62Y-11119-00	HANGER, ENGINE ANNEAU, LEVAGE	2	2	
10	97095-06020	BOLT BOULON	4	4	
11	92995-06600	WASHER RONDELLE	4	4	
12	90480-12314	GROMMET PASSE-FIL	1	1	
13	67F-15142-00	GUIDE 1 GUIDE 1	2	2	
14	6E5-11325-00	ANODE ANODE	3	3	
15	98780-04016	SCREW, FLAT HEAD VIS A TETE FRAISEE	3	3	
16	6D8-41113-30-9S	OUTER COVER, EXHAUST COUVERCLE, ECHAPPEMENT	1	1	
17	676-11372-00	.NIPPLE, HOSE .RACCORD, TUYAU	1	1	
18	90340-18M09	PLUG, STRAIGHT SCREW PLOT, FILETE DROIT	1	1	
19	90430-18130	GASKET JOINT	1	1	
20	67F-41114-A2	GASKET, EXHAUST OUTER COVER JOINT, COUVERCLE D'ECHAPPEMENT	1	1	
21	90119-06MA4	BOLT, WITH WASHER BOULON, AVEC RONDELLE	18	18	
22	68V-42541-00	PIPE 1 TUYAU 1	1	1	
23	90465-11M10	CLAMP BRIDE	4	4	
24	90464-18004	CLAMP BRIDE	1	1	
25	90464-10010	CLAMP BRIDE	2	2	
26	688-24378-00	PIPE, JOINT 3 DURITE RACCORDEMENT 3	1	1	
27	61A-24316-00	PIPE 6 DURITE 6	1	1	

**FIG. 2 CYLINDER & CRANKCASE 1      CYLINDRE & CARTER 1**

**CYLINDER BLOCK ASSY**

Fig. 2, CYLINDER & CRANKCASE 1  
Ref. No. 2 to 11, 14 to 39,  
43 to 47, 49

Fig. 3, CRANKSHAFT & PISTON  
Ref. No. 1 to 10

Fig. 4, CYLINDER & CRANKCASE 2  
Ref. No. 14

Fig. 5, VALVE  
Ref. No. 20, 22 to 24

Fig. 6, INTAKE 1  
Ref. No. 5, 9 to 13

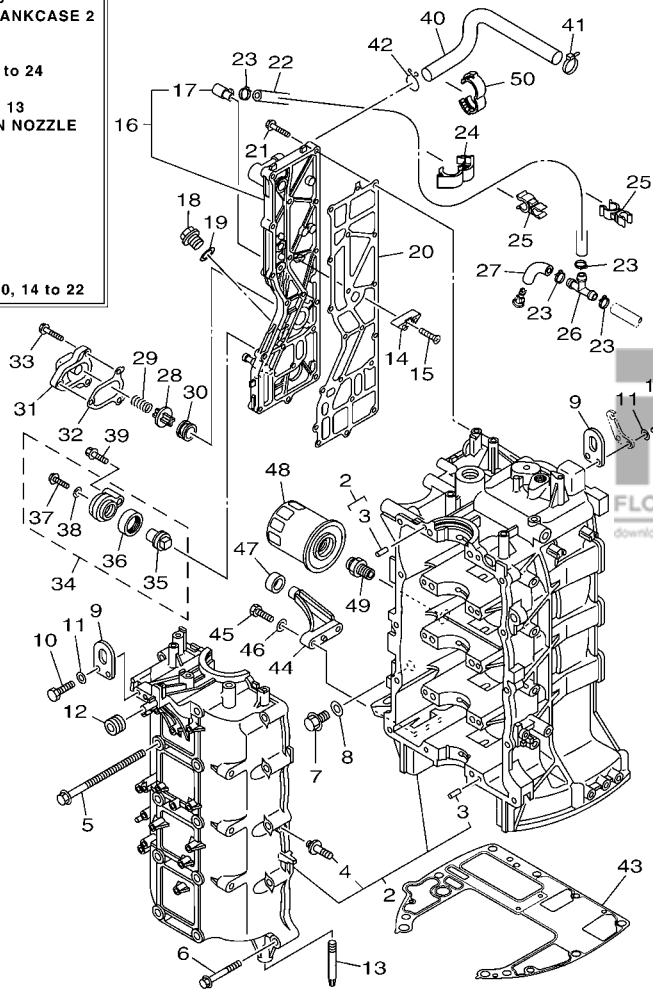
Fig. 8, FUEL INJECTION NOZZLE  
Ref. No. 16, 26

Fig. 10, FUEL 1  
Ref. No. 29

Fig. 12, GENERATOR  
Ref. No. 8

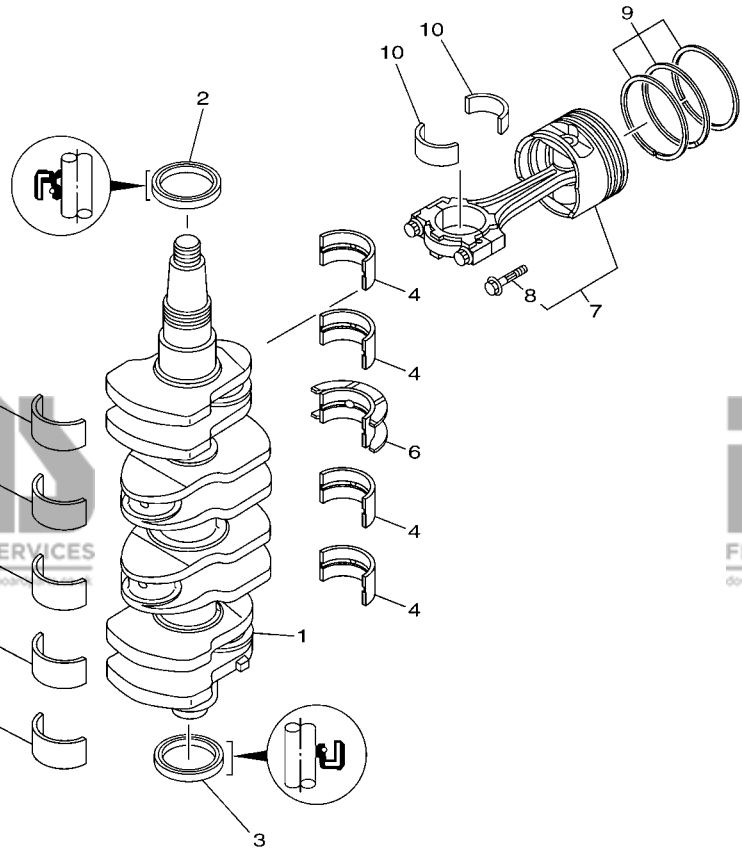
Fig. 13, ELECTRICAL 1  
Ref. No. 12

Fig. 15, ELECTRICAL 3  
Ref. No. 8 to 10, 14 to 22



68VA300-K020

REF. NO.	PART NO. N° PIECES	DESCRIPTION DESCRIPTION	68VA	68WA	REMARKS REMARQUES
28	6G5-12416-00	VALVE, PRESSURE CONTROL SOUPAPE DE CONTROLEUR PRESS	1	1	
29	90501-16M11	SPRING, COMPRESSION RESSORT, COMPRESSION	1	1	
30	90480-20M05	GROMMET PASSE-FIL	1	1	
31	67F-1246A-01-9S	COVER 1 COUVERCLE 1	1	1	
32	67F-12435-A0	GASKET JOINT	1	1	
33	90119-06MA2	BOLT, WITH WASHER BOULON, AVEC RONDELLE	3	3	
34	69J-11301-00	ANODE COVER ASSY COUVERCLE ANODE (ENS.)	1	1	
35	67F-11325-01	.ANODE .ANODE	1	1	
36	67F-11328-00	.GROMMET, ANODE .PASSE-FIL	1	1	
37	90105-06M07	.BOLT, FLANGE BOULON	1	1	
38	90430-06M03	.GASKET JOINT	1	1	
39	97575-08540	BOLT, WITH WASHER VIS HEXAGONAL AVC RONDELLE	1	1	
40	67F-1243A-00	HOSE 1 DURITE 1	1	1	
41	90465-11M10	CLAMP BRIDE	1	1	
42	90467-20M15	CLIP JONC	1	1	
43	68V-11351-00	GASKET, CYLINDER JOINT, D'EMBASE	1	1	
44	67F-42761-01	STOPPER PLAQUETTE	2	2	
45	97095-06025	BOLT BOULON	4	4	
46	92995-06600	WASHER RONDELLE	4	4	
47	68F-44533-01	DAMPER, UPPER MOUNT RUBBER COUVERCLE, SUSPENSION INFERIEU	2	2	
48	5GH-13440-00	ELEMENT ASSY, OIL CLEANER ELEMENT, FILTRE A HUILE	1	1	
49	90401-20007	BOLT, UNION BOULON, RACCORD	1	1	
50	90464-16001	CLAMP BRIDE	1	1	

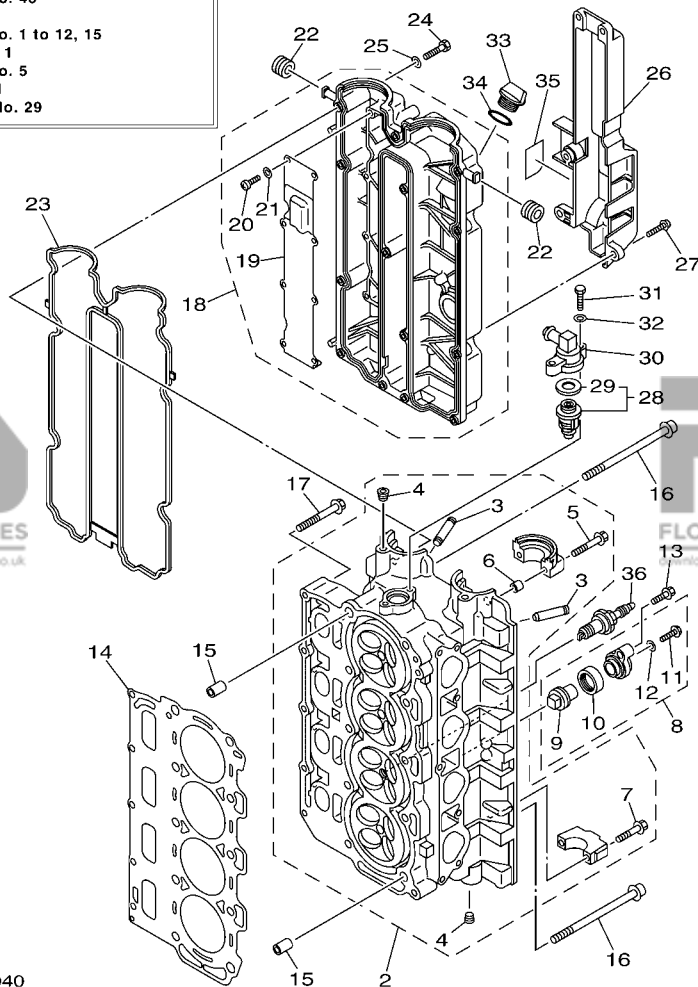


**FWD**  
68VA110-K030

**FIG. 3 CRANKSHAFT & PISTON VILEBREQUIN & PISTON**

REF. NO.	PART NO. N° PIECES	DESCRIPTION DESCRIPTION	68VA	68VA	REMARKS REMARQUES
1	68V-11411-00	CRANKSHAFT VILEBREQUIN COMPLET	1	1	
2	93102-48009	OIL SEAL JOINT SPY	1	1	
3	93101-48002	OIL SEAL JOINT SPY	1	1	
4	6D8-11416-00	PLANE BEARING, CRANKSHAFT 1 COUSSINET DE VILEBREQUIN 1	4	4	UR GREEN UR GREEN
	6D8-11416-10	PLANE BEARING, CRANKSHAFT 1 COUSSINET DE VILEBREQUIN 1	4	4	UR BLUE UR BLUE
	6D8-11416-20	PLANE BEARING, CRANKSHAFT 1 COUSSINET DE VILEBREQUIN 1	4	4	UR RED UR RED
5	6D8-11417-00	PLANE BEARING, CRANKSHAFT 2 COUSSINET DE VILEBREQUIN 2	5	5	UR YELLOW UR YELLOW
	6D8-11417-10	PLANE BEARING, CRANKSHAFT 2 COUSSINET DE VILEBREQUIN 2	5	5	UR GREEN UR GREEN
	6D8-11417-20	PLANE BEARING, CRANKSHAFT 2 COUSSINET DE VILEBREQUIN 2	5	5	UR BLUE UR BLUE
	6D8-11417-30	PLANE BEARING, CRANKSHAFT 2 COUSSINET DE VILEBREQUIN 2	5	5	UR RED UR RED
6	6D8-11418-00	PLANE BEARING, CRANKSHAFT 3 COUSSINET DE VILEBREQUIN 3	1	1	UR GREEN UR GREEN
	6D8-11418-10	PLANE BEARING, CRANKSHAFT 3 COUSSINET DE VILEBREQUIN 3	1	1	UR BLUE UR BLUE
	6D8-11418-20	PLANE BEARING, CRANKSHAFT 3 COUSSINET DE VILEBREQUIN 3	1	1	UR RED UR RED
7	68V-W1164-02	PISTON/CON-ROD ASSY STD PISTON/BIELLE COMPLETE (STD)	4	4	
	68V-W1164-12	PISTON/CON-ROD ASSY(0.25MM OS) PISTON/BIELLE COMPLETE:0.25MM	4	4	AP AP
8	K1C-A3275-00	.BOLT, CONNECTING ROD .BOULON, BIELLE	2	2	
9	6D8-11603-01	PISTON RING SET (STD) JEU DE SEGMENTS (STD)	4	4	
	6D8-11604-01	PISTON RING SET (0.25MM O/S) JEU DE SEGMENTS (0.25MM O/S)	4	4	AP AP
10	68V-11656-00	PLANE BEARING, CONNECTING ROD ROULEMENT DE BIELLE	8	8	UR YELLOW UR YELLOW
	68V-11656-10	PLANE BEARING, CONNECTING ROD ROULEMENT DE BIELLE	8	8	UR GREEN UR GREEN
	68V-11656-20	PLANE BEARING, CONNECTING ROD ROULEMENT DE BIELLE	8	8	UR BLUE UR BLUE
	68V-11656-30	PLANE BEARING, CONNECTING ROD ROULEMENT DE BIELLE	8	8	UR RED UR RED

1  
**CYLINDER HEAD  
ASSY**  
Fig. 4, CYLINDER & CRANKCASE 2  
Ref. No. 2 to 14, 23, 28 to 32, 36  
Fig. 2, CYLINDER & CRANKCASE 1  
Ref. No. 43  
Fig. 5, VALVE  
Ref. No. 1 to 12, 15  
Fig. 6, INTAKE 1  
Ref. No. 5  
Fig. 10, FUEL 1  
Ref. No. 29



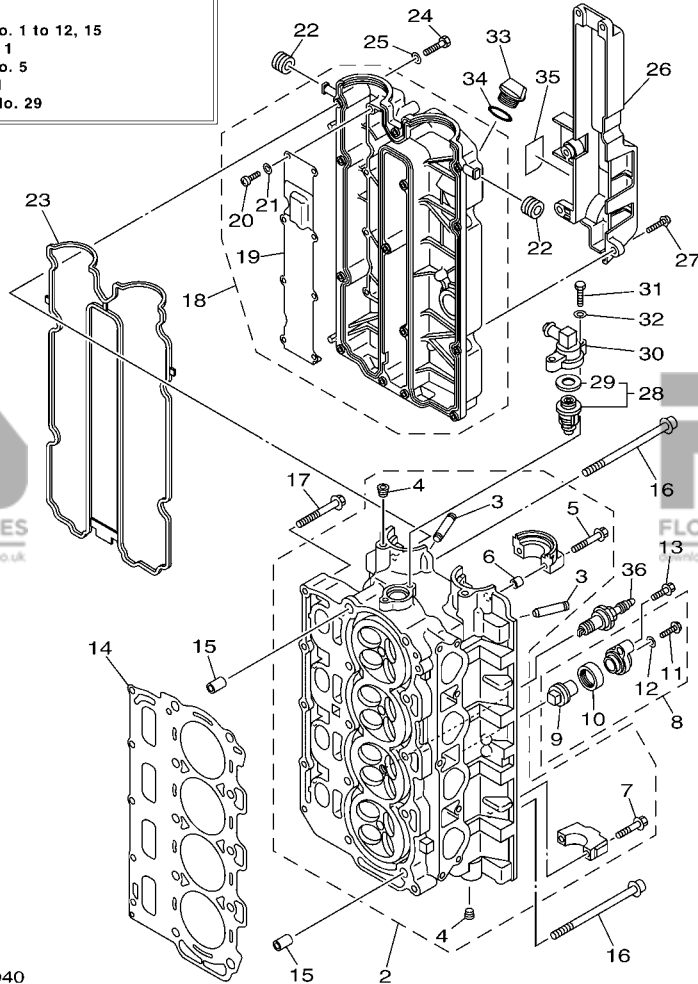
68VA300-K040

**FIG. 4 CYLINDER & CRANKCASE 2 CYLINDRE & CARTER 2**

REF. NO.	PART NO. N° PIECES	DESCRIPTION DESCRIPTION	68VA	68VA	REMARKS REMARQUES
1	68V-W009A-06-9S	CYLINDER HEAD ASSY CULASSE (ENS.)	1	1	
2	68V-11110-20-9S	CYLINDER HEAD ASSY JEU DE CULASSE	1	1	
3	67F-11133-10	.GUIDE, VALVE 1 .GUIDE, SOUPAPE 1	16	16	
4	90344-51019	.PLUG, TAPER SCREW .PLOT, FILETE CONIQUE	4	4	
5	90119-07235	.BOLT/WASHER-CAM CAPS .BOULON, AVEC RONDELLE	4	4	
6	91809-08006	.PIN, DOWEL .GOUJON, D'ASSEMBLAGE	4	4	
7	90119-07234	.BOLT, WITH WASHER .BOULON, AVEC RONDELLE	16	16	
8	69J-11301-00	ANODE COVER ASSY COUVERCLE ANODE (ENS.)	2	2	
9	67F-11325-01	.ANODE .ANODE	1	1	
10	67F-11328-00	.GROMMET, ANODE .PASSE-FIL	1	1	
11	90105-06M07	.BOLT, FLANGE .BOULON	1	1	
12	90430-06M03	.GASKET .JOINT	1	1	
13	97575-08540	BOLT, WITH WASHER VIS HEXAGONAL AVC RONDELLE	2	2	
14	67F-11181-03	GASKET, CYLINDER HEAD 1 JOINT, DE CULASSE 1	1	1	
15	90387-10M08	COLLAR COLLERETTE	2	2	
16	90155-10005	SCREW, FLAT FILLISTER VIS, TETE OVALE PLATE	10	10	
17	90119-08M91	BOLT, WITH WASHER BOULON, AVEC RONDELLE	5	5	
18	6D8-11191-01-9S	COVER, CYLINDER HEAD 1 COUVERCLE, CULASSE 1	1	1	
19	67F-11168-00	.COVER, BREATHER .COUVERCLE, RENIFLARD	1	1	
20	98507-04008	.SCREW, PAN HEAD .VIS, TETE TRONCONIQUE	8	8	
21	92907-04600	.WASHER .RONDELLE	8	8	
22	90480-12314	GROMMET PASSE-FIL	2	2	
23	6D8-11356-01	SEAL, CYLINDER 2 JOINT, SPY CYLINDRE	1	1	
24	97095-06030	BOLT BOULON	14	14	
25	92995-06600	WASHER RONDELLE	14	14	
26	67F-11192-01	COVER, CYLINDER HEAD 2 COUVERCLE, CULASSE 2	1	1	
27	90159-06M29	SCREW, WITH WASHER VIS, AVEC RONDELLE	5	5	

**CYLINDER HEAD  
ASSY**

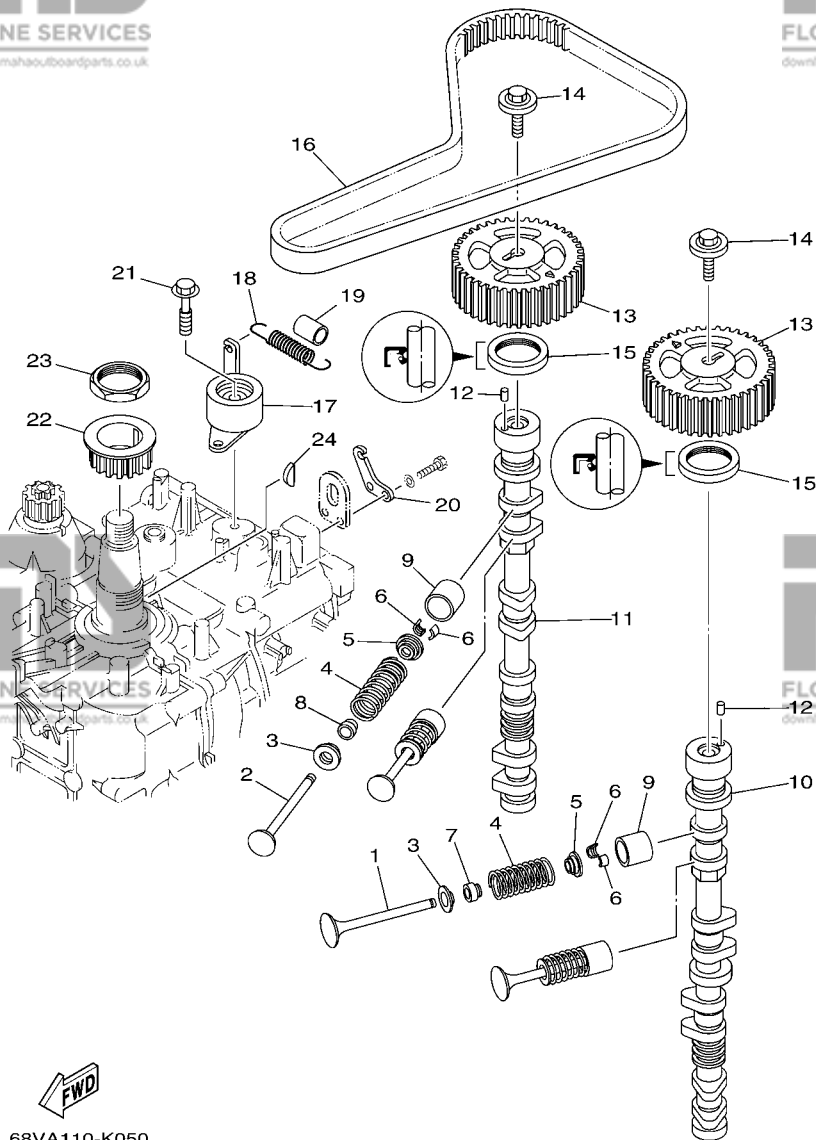
Fig. 4, CYLINDER & CRANKCASE 2  
Ref. No. 2 to 14, 23, 28 to 32, 36  
Fig. 2, CYLINDER & CRANKCASE 1  
Ref. No. 43  
Fig. 5, VALVE  
Ref. No. 1 to 12, 15  
Fig. 6, INTAKE 1  
Ref. No. 5  
Fig. 10, FUEL 1  
Ref. No. 29



68VA300-K040

**FIG. 4 CYLINDER & CRANKCASE 2 CYLINDRE & CARTER 2**

REF. NO.	PART NO. N° PIECES	DESCRIPTION DESCRIPTION	68VA	68VA	REMARKS REMARQUES
28	60V-12411-00	THERMOSTAT THERMOSTAT	1	1	
29	67F-12412-00	.SEAL, THERMOSTAT .JOINT, THERMOSTAT	1	1	
30	68V-12413-00-9S	COVER, THERMOSTAT COUVERCLE, THERMOSTAT	1	1	
31	97095-06025	BOLT BOULON	2	2	
32	92995-06600	WASHER RONDELLE	2	2	
33	6G8-15363-00	PLUG, OIL PLOT, HUILE	1	1	
34	93210-24M79	O-RING JOINT TORIQUE	1	1	
35	68V-83626-00	MARK 6 MARK 6	1	1	
36	94702-00400	PLUG, SPARK (NGK LFR6A-11) BOUGIE D'ALLUMAGE(NGK LFR6A-11)	4	4	

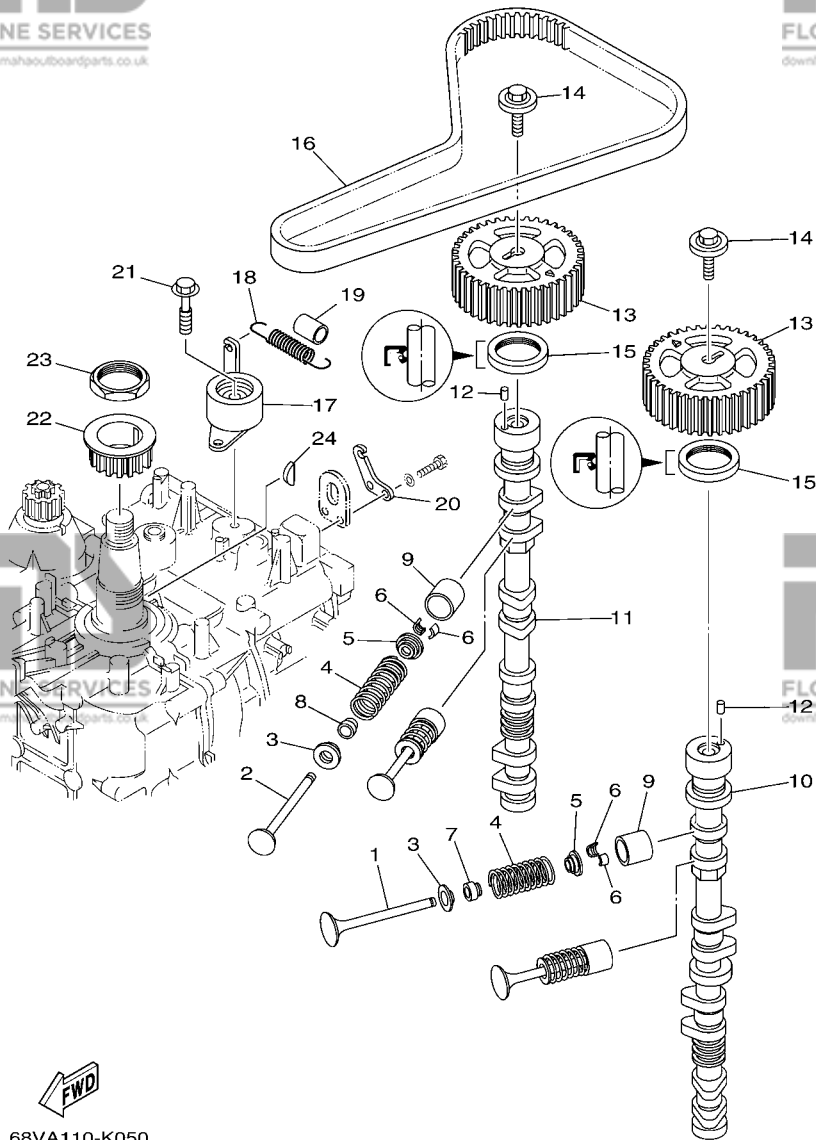


68VA110-K050

FIG. 5 VALVE

SOUPAPE

REF. NO.	PART NO. N° PIECES	DESCRIPTION DESCRIPTION	68VA	68VA	REMARKS REMARQUES
1	6D8-12111-00	VALVE, INTAKE SOUPAPE, ADMISSION	8	8	
2	6D8-12121-00	VALVE, EXHAUST SOUPAPE, ECHAPPEMENT	8	8	
3	6D8-12116-00	SEAT, VALVE SPRING SIEGE, RESSORT DE SOUPAPE	16	16	
4	6D8-12113-00	SPRING, VALVE INNER RESSORT DE SOUPAPE, INTERNE	16	16	
5	26H-12117-00	RETAINER, VALVE SPRING BUTEE DE RESSORT DE SOUPAPE	16	16	
6	4G0-12118-00	COTTER, VALVE FRAISE, SOUPAPE	32	32	
7	K0A-A3721-00	SEAL, VALVE STEM JOINT, QUEUE DE SOUPAPE	8	8	
8	K0A-A3722-00	SEAL, VALVE STEM 2 JOINT, QUEUE DE SOUPAPE 2	8	8	
9	6D8-12153-00	LIFTER, VALVE (12) LEVE-SOUPAPE (12)	16	16	UR
	6D8-12153-10	LIFTER, VALVE (14) LEVE-SOUPAPE (14)	16	16	UR
	6D8-12153-20	LIFTER, VALVE (16) LEVE-SOUPAPE (16)	16	16	UR
	6D8-12153-30	LIFTER, VALVE (18) LEVE-SOUPAPE (18)	16	16	UR
	6D8-12153-40	LIFTER, VALVE (20) LEVE-SOUPAPE (20)	16	16	UR
	6D8-12153-50	LIFTER, VALVE (22) LEVE-SOUPAPE (22)	16	16	UR
	6D8-12153-60	LIFTER, VALVE (24) LEVE-SOUPAPE (24)	16	16	UR
	6D8-12153-70	LIFTER, VALVE (26) LEVE-SOUPAPE (26)	16	16	UR
	6D8-12153-80	LIFTER, VALVE (28) LEVE-SOUPAPE (28)	16	16	UR
	6D8-12153-90	LIFTER, VALVE (30) LEVE-SOUPAPE (30)	16	16	UR
	6D8-12153-A0	LIFTER, VALVE (32) LEVE-SOUPAPE (32)	16	16	UR
	6D8-12153-B0	LIFTER, VALVE (34) LEVE-SOUPAPE (34)	16	16	UR
	6D8-12153-C0	LIFTER, VALVE (36) LEVE-SOUPAPE (36)	16	16	UR
	6D8-12153-D0	LIFTER, VALVE (38) LEVE-SOUPAPE (38)	16	16	UR
	6D8-12153-E0	LIFTER, VALVE (40) LEVE-SOUPAPE (40)	16	16	UR
	6D8-12153-F0	LIFTER, VALVE (42) LEVE-SOUPAPE (42)	16	16	UR
	6D8-12153-G0	LIFTER, VALVE (44) LEVE-SOUPAPE (44)	16	16	UR
	6D8-12153-H0	LIFTER, VALVE (46) LEVE-SOUPAPE (46)	16	16	UR
	6D8-12153-J0	LIFTER, VALVE (48) LEVE-SOUPAPE (48)	16	16	UR

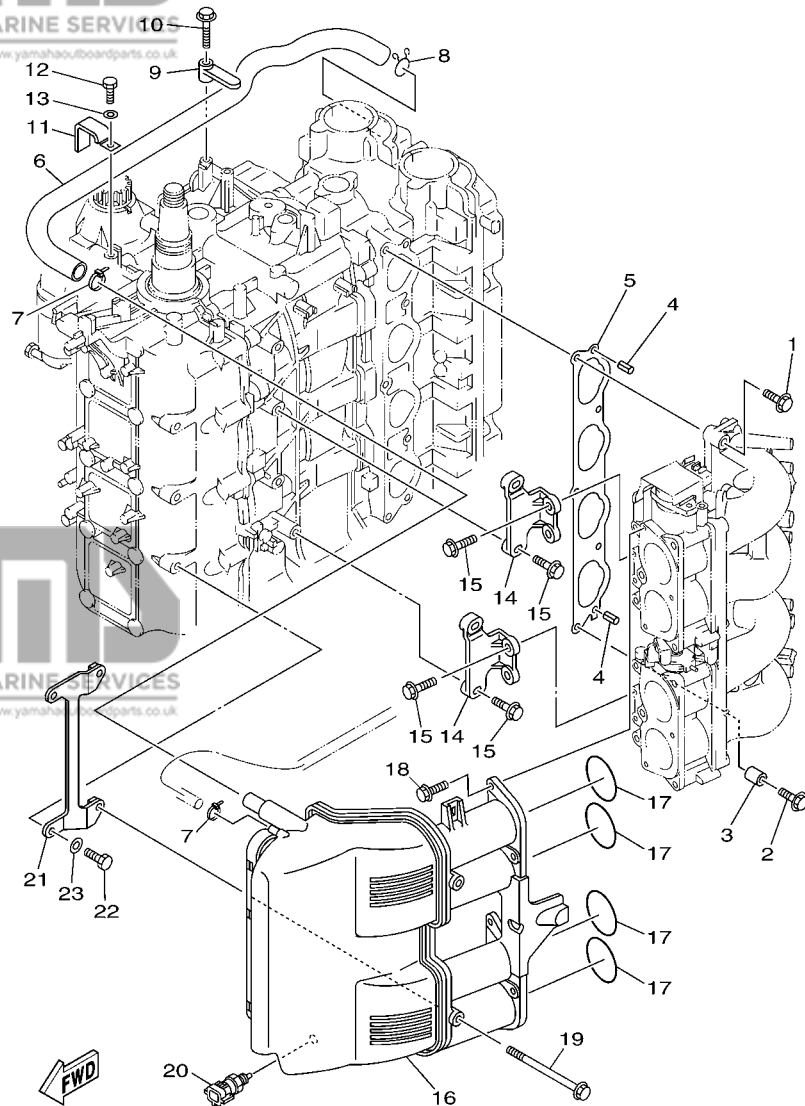


68VA110-K050

**FIG. 5 VALVE**

**SOUPAPE**

REF. NO.	PART NO. N° PIECES	DESCRIPTION DESCRIPTION	68VA	68VA	REMARKS REMARQUES
9	6D8-12153-K0	LIFTER, VALVE (50) LEVE-SOUPAPE (50)	16	16	UR
	6D8-12153-L0	LIFTER, VALVE (52) LEVE-SOUPAPE (52)	16	16	UR
	6D8-12153-M0	LIFTER, VALVE (54) LEVE-SOUPAPE (54)	16	16	UR
	6D8-12153-N0	LIFTER, VALVE (56) LEVE-SOUPAPE (56)	16	16	UR
	6D8-12153-P0	LIFTER, VALVE (58) LEVE-SOUPAPE (58)	16	16	UR
	6D8-12153-R0	LIFTER, VALVE (60) LEVE-SOUPAPE (60)	16	16	UR
	6D8-12153-S0	LIFTER, VALVE (62) LEVE-SOUPAPE (62)	16	16	UR
	6D8-12153-T0	LIFTER, VALVE (64) LEVE-SOUPAPE (64)	16	16	UR
	6D8-12153-U0	LIFTER, VALVE (66) LEVE-SOUPAPE (66)	16	16	UR
	6D8-12153-V0	LIFTER, VALVE (68) LEVE-SOUPAPE (68)	16	16	UR
10	6D9-12171-00	CAMSHAFT 1 ARBRE A CAMES 1	1	1	
11	6D8-12181-00	CAMSHAFT 2 ARBRE A CAMES 2	1	1	
12	93605-10108	PIN, DOWEL AXE	2	2	
13	67F-11537-00	GEAR, DRIVEN PIGNON SECONDAIRE	2	2	
14	90119-10050	BOLT, WITH WASHER BOULON, AVEC RONDELLE	2	2	
15	93102-38008	OIL SEAL JOINT SPY	2	2	
16	67F-46241-00	BELT COURROIE TRAPEZOIDALE	1	1	
17	67F-11590-00	TENSIONER ASSY TENDEUR (ENS.)	1	1	
18	90506-16M39	SPRING, TENSION RESSORT, TENSION	1	1	
19	90445-15M03	HOSE (L23) DURITE (L23)	1	1	
20	67F-11595-00	PLATE, VALVE PLAQUE DE SOUPAPE	1	1	
21	90119-10M72	BOLT, WITH WASHER BOULON, AVEC RONDELLE	1	1	
22	6D8-11536-00	GEAR, DRIVE ENGRENAGE, MENANT	1	1	
23	90170-40008	NUT ECROU	1	1	
24	90280-04008	KEY, WOODRUFF CLAVETTE, DEMI-LUNE	1	1	



68VA110-K060

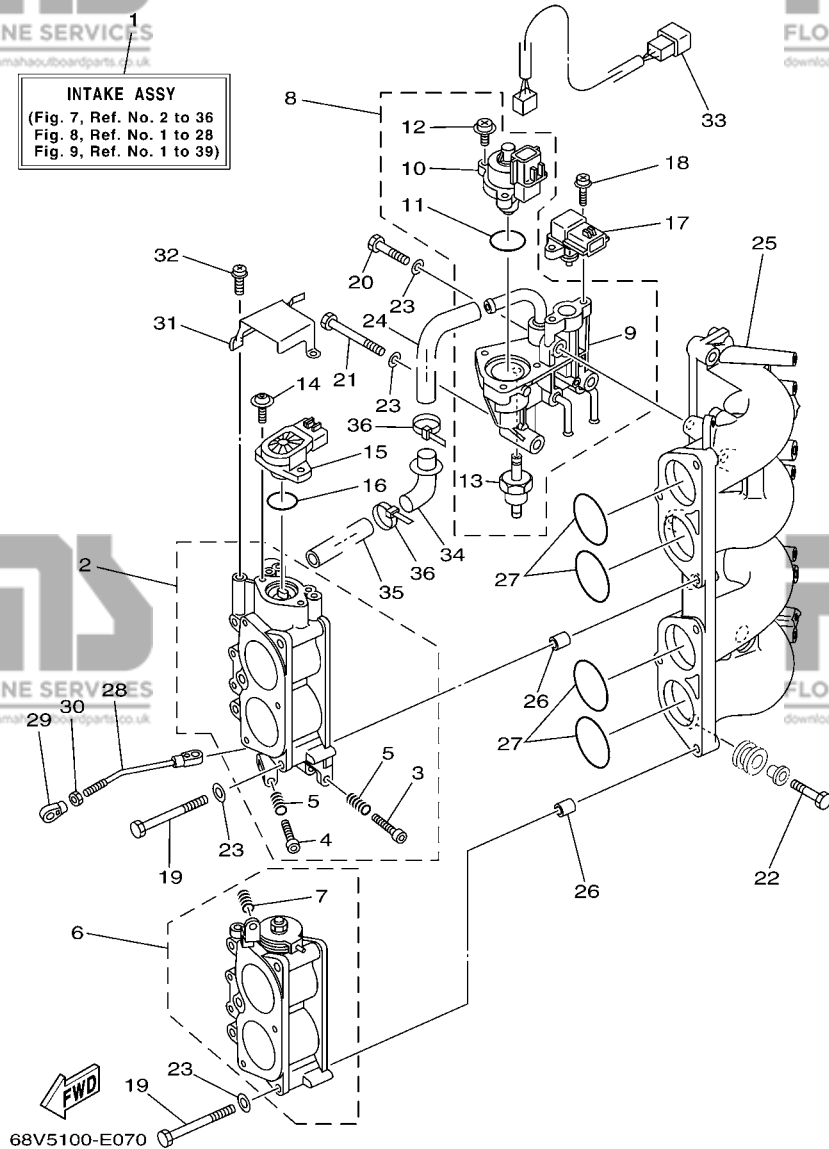
FIG. 6 INTAKE 1

ADMISSION 1

REF. NO.	PART NO. N° PIECES	DESCRIPTION DESCRIPTION	68VA	68VA	REMARKS REMARQUES
1	97575-08540	BOLT, WITH WASHER VIS HEXAGONAL AVEC RONDELLE	4	4	
2	90119-08M68	BOLT, WITH WASHER BOULON, AVEC RONDELLE	1	1	
3	90387-08M32	COLLAR COLLERETTE	1	1	
4	91690-50014	PIN, SPRING AGRAFFE	2	2	
5	68V-13645-00	GASKET, MANIFOLD 1 JOINT, TUBULURE 1	1	1	
6	67F-15373-00	PIPE, BREATHER DURITE DE RENIFLARD	1	1	
7	90465-11M10	CLAMP BRIDE	2	2	
8	90467-20M15	CLIP JONC	1	1	
9	6D8-82544-00	CLAMP COLLIER	1	1	
10	95895-06025	BOLT, FLANGE BOULON	1	1	
11	90465-12M03	CLAMP BRIDE	1	1	
12	97095-06012	BOLT BOULON	1	1	
13	92995-06600	WASHER RONDELLE	1	1	
14	68V-14291-00	BRACKET 1 SUPPORT 1	2	2	
15	90119-06M49	BOLT, WITH WASHER BOULON, AVEC RONDELLE	8	8	
16	68V-14440-00	SILENCER ASSY, INTAKE SIENCIEUX D'ADMISSION	1	1	
17	93210-48MJ9	O-RING JOINT TORIQUE	4	4	
18	90119-06M82	BOLT, WITH WASHER BOULON, AVEC RONDELLE	6	6	
19	90119-06ME1	BOLT, WITH WASHER BOULON, AVEC RONDELLE	2	2	
20	65L-85886-00	THERMOSENSOR SENSITOMETRE	1	1	
21	68V-14292-00	BRACKET 2 SUPPORT 2	1	1	
22	97095-08020	BOLT BOULON	2	2	
23	92995-08600	WASHER RONDELLE	2	2	



**INTAKE ASSY**  
(Fig. 7, Ref. No. 2 to 36  
Fig. 8, Ref. No. 1 to 28  
Fig. 9, Ref. No. 1 to 39)

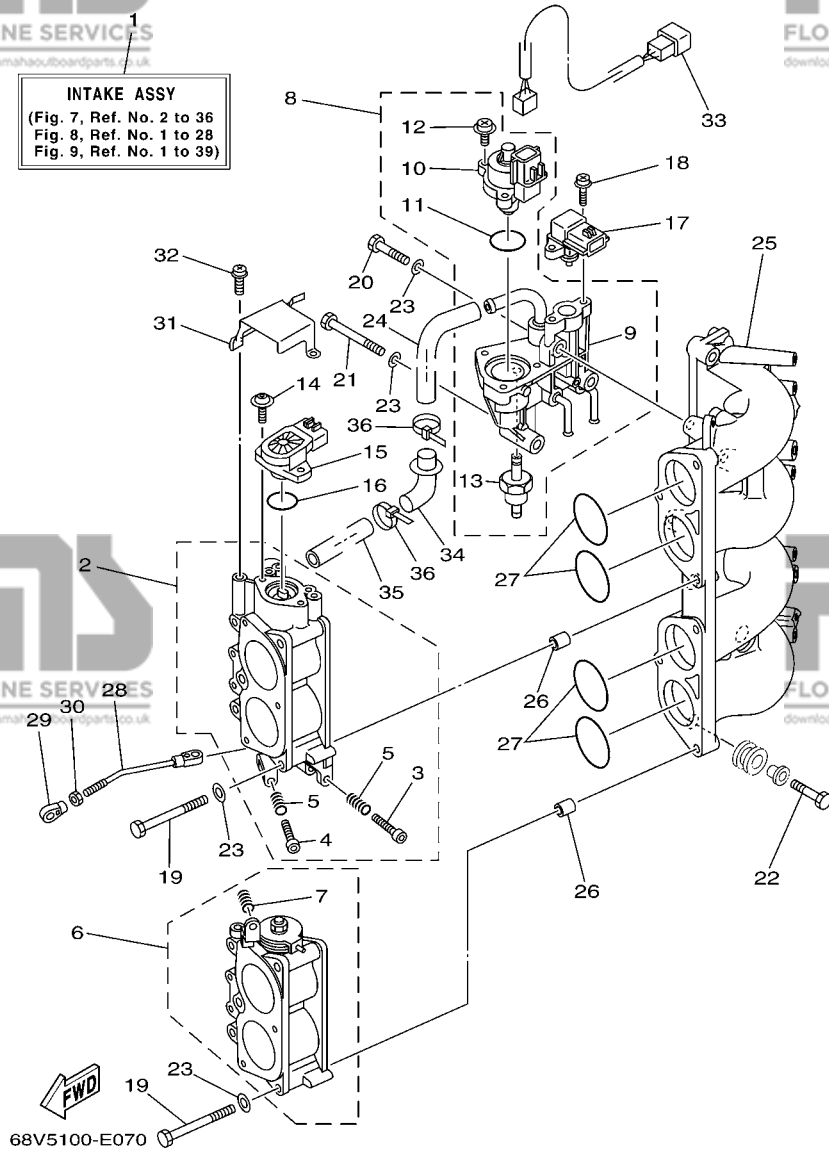


**FIG. 7 INTAKE 2**

**ADMISSION 2**

REF. NO.	PART NO. N° PIECES	DESCRIPTION DESCRIPTION	68VA	68VA	REMARKS REMARQUES
1	68V-14200-40	INTAKE ASSY ADMISSION (ENS.)	1	1	
2	68V-13751-01	BODY, THROTTLE 1 CARTER 1	1	1	
3	68V-14323-00	.SCREW, AIR ADJUSTING .VIS DE DOSEUR D'AIR	1	1	
4	68V-14321-00	.SCREW, THROTTLE .VIS, ACCELERATEUR	1	1	
5	68V-14331-00	.SPRING, THROTTLE VALVE .RESSORT, BOISSEAU	2	2	
6	68V-13752-01	BODY, THROTTLE 2 CARTER 2	1	1	
7	68V-14331-00	.SPRING, THROTTLE VALVE .RESSORT, BOISSEAU	1	1	
8	68V-13105-00	CONTROL VALVE ASSY SOUPAPE DE CONTROLE COMPLET	1	1	
9	68V-14960-00	.BODY ASSY .CARTER (ENS.)	1	1	
10	68V-1312A-00	.VALVE, CONTROL .EMBLEME, YAMAHA	1	1	
11	68V-13473-00	.O-RING .JOINT TORIQUE	1	1	
12	68V-81146-01	.SCREW 2 .VIS 2	3	3	
13	68V-14511-00	.FILTER ASSY .ENS FILTRE	1	1	
14	68V-81145-01	SCREW 1 VIS 1	2	2	
15	68V-85885-00	THROTTLE SENSOR ASSY SERVOMETRE (ENS.)	1	1	
16	68V-8182L-00	O-RING 1 JOINT TORIQUE 1	1	1	
17	68V-82380-00	SENSOR, PRESSURE SONDE DE PRESSION	1	1	
18	68V-81147-00	SCREW 3 VIS 3	2	2	
19	68V-14496-00	BOLT BOULON	6	6	
20	68V-13574-00	BOLT 2 BOULON 2	1	1	
21	68V-13573-00	BOLT 1 BOULON 1	2	2	
22	68V-14777-00	BOLT BOULON	3	3	
23	68V-14475-00	WASHER RONDELLE	9	9	
24	68V-14419-10	PIPE DURITE	1	1	
25	68V-13641-00-94	MANIFOLD 1 TUBULURE 1	1	1	
26	99530-10114	PIN, DOWEL GOUJON, D'ASSEMBLAGE	4	4	
27	93210-48MG8	O-RING JOINT TORIQUE	4	4	

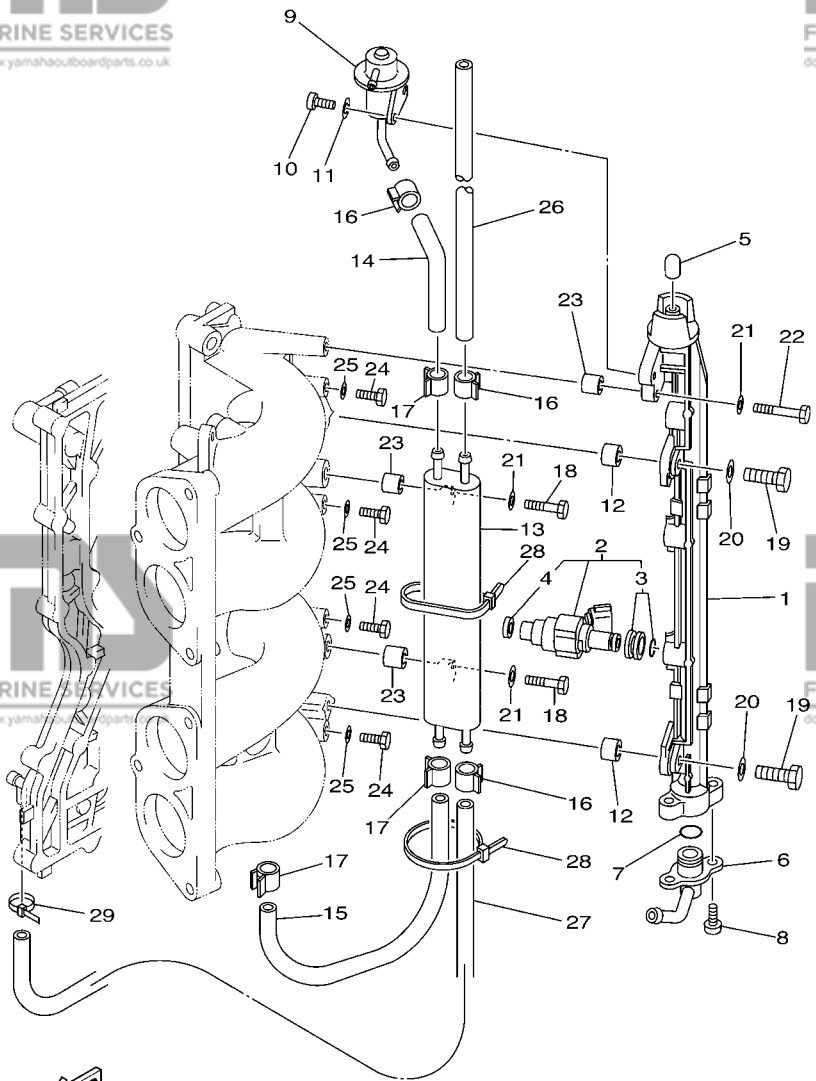
**INTAKE ASSY**  
(Fig. 7, Ref. No. 2 to 36  
Fig. 8, Ref. No. 1 to 28  
Fig. 9, Ref. No. 1 to 39)



**FIG. 7 INTAKE 2**

**ADMISSION 2**

REF. NO.	PART NO. N° PIECES	DESCRIPTION DESCRIPTION	68VA	68VA	REMARKS REMARQUES
28	68V-41237-00	JOINT, LINK RACCORD	1	1	
29	6H4-41237-00	JOINT, LINK RACCORD	1	1	
30	95380-05700	NUT ECROU	1	1	
31	68V-1441L-00	BRACKET 1 SUPPORT 1	1	1	
32	68V-81145-00	SCREW 1 VIS 1	3	3	
33	68V-8259N-00	WIRE HARNESS ASSY 3 FAISCEAU DE FILS	1	1	
34	68V-14453-00	JOINT, AIR CLEANER 1 RACCORD, FILTRE A AIR 1	1	1	
35	68V-1441J-00	PIPE, SILENCER DURITE, DE SILENCIEUX	1	1	
36	68V-2417H-00	CLAMP 1 COLLIER 1	2	2	



68V1010-2080

**FIG. 8 FUEL INJECTION NOZZLE**

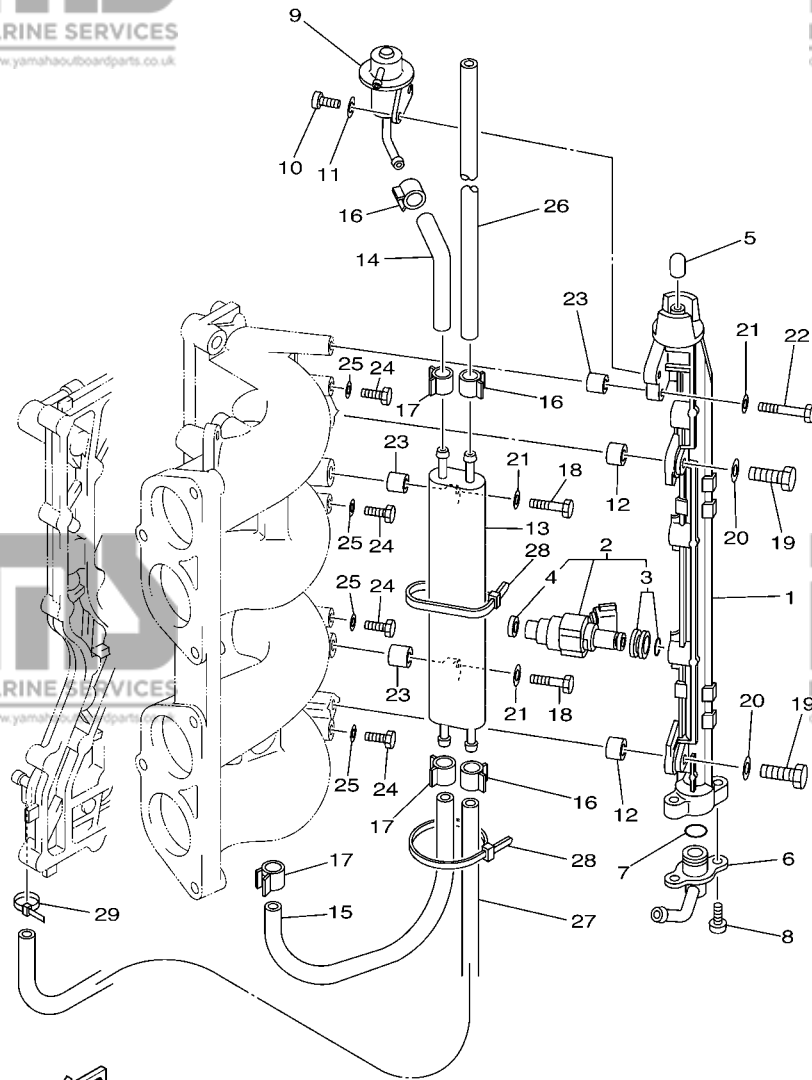
**FUEL INJECTION NOZZLE**

REF. NO.	PART NO. N° PIECES	DESCRIPTION DESCRIPTION	68VA	68VA	REMARKS REMARQUES
1	68V-13160-00	DELIVERY PIPE ASSY 1 ENS. TUBE DE REFOULEMENT 1	1	1	
2	68V-8A360-00	INJECTOR UNIT INJECTEUR	4	4	
3	68V-1410B-00	.PACKING KIT .POCHETTE DE JOINTS	1	1	
4	68V-13766-00	.RUBBER, INJECTOR .RONDELLE CAOUTCHOUC	1	1	
5	68V-14225-00	CAP COUVERCLE	1	1	
6	68V-13435-00	NIPPLE RACCORD	1	1	
7	68V-14397-00	O-RING JOINT TORIQUE	1	1	
8	68V-81147-00	SCREW 3 VIS 3	2	2	
9	68V-13906-01	REGULATOR, PRESSURE REGULATEUR DE PRESSION	1	1	
10	68V-14565-00	SCREW VIS	2	2	
11	68V-14356-00	WASHER, SPRING RONDELLE	2	2	
12	68V-14264-00	COLLAR COLLERETTE	2	2	
13	69J-21841-02	COOLER RADIATEUR	1	1	
14	68V-13971-00	PIPE, FUEL 1 TUBE 1, CARBURANT	1	1	
15	68V-13972-00	PIPE, FUEL 2 TUBE 2, CARBURANT	1	1	
16	68V-24519-00	CLIP JONC	3	3	
17	68V-2411M-00	CLIP JONC	3	3	
18	68V-14777-00	BOLT BOULON	2	2	
19	68V-14428-00	BOLT BOULON	2	2	
20	68V-14475-00	WASHER RONDELLE	2	2	
21	68V-14357-00	WASHER, PLAIN RONDELLE PLATE	3	3	
22	68V-14446-00	BOLT BOULON	1	1	
23	68V-14265-00	COLLAR COLLERETTE	3	3	
24	97095-06010	BOLT BOULON	4	4	
25	90430-06014	GASKET JOINT	4	4	
26	68V-2247A-10	HOSE 1 DURITE 1	1	1	
27	68V-2247B-00	HOSE 2 DURITE 2	1	1	

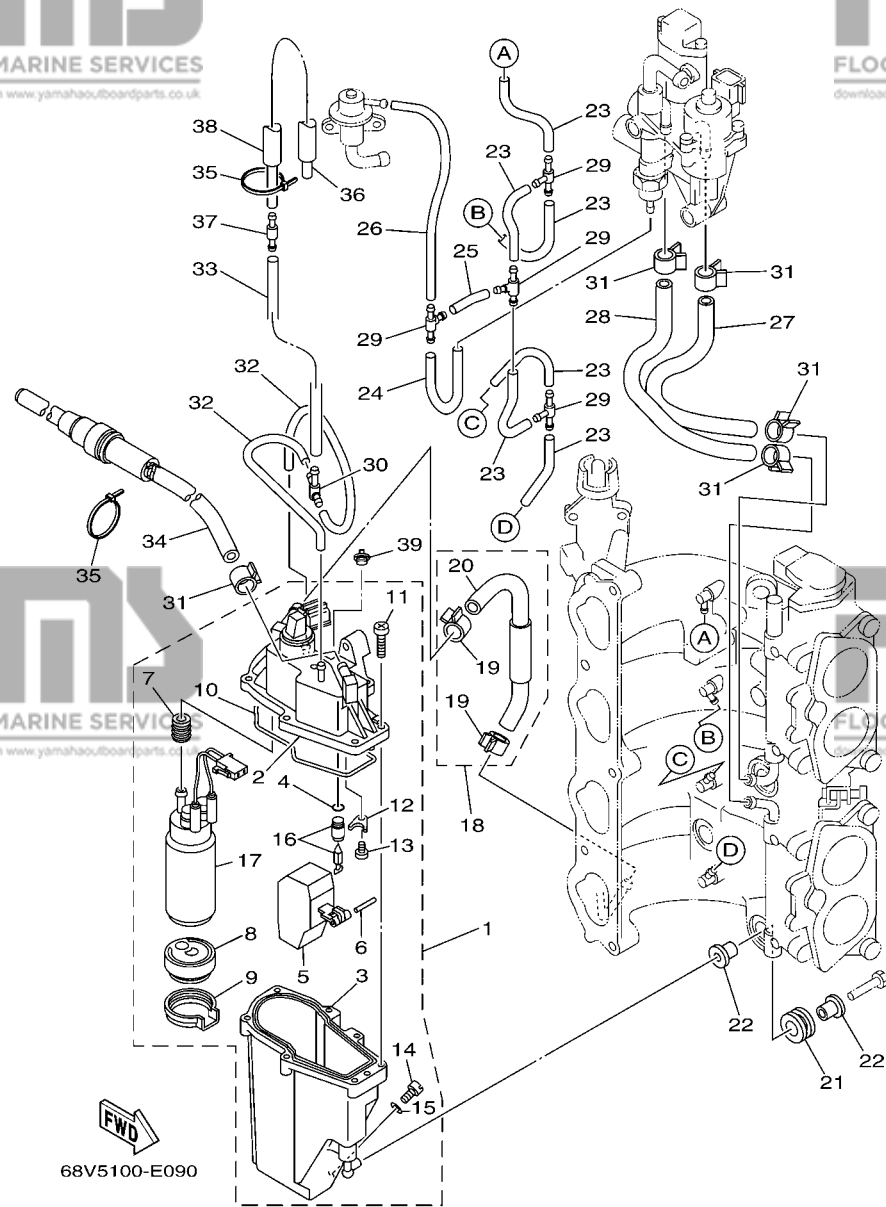
**FIG. 8 FUEL INJECTION NOZZLE**

**FUEL INJECTION NOZZLE**

REF. NO.	PART NO. N° PIECES	DESCRIPTION DESCRIPTION	68VA	68WA	REMARKS REMARQUES
28	68V-2481H-00	CLAMP BRIDE	2	2	
29	90465-11M10	CLAMP BRIDE	1	1	



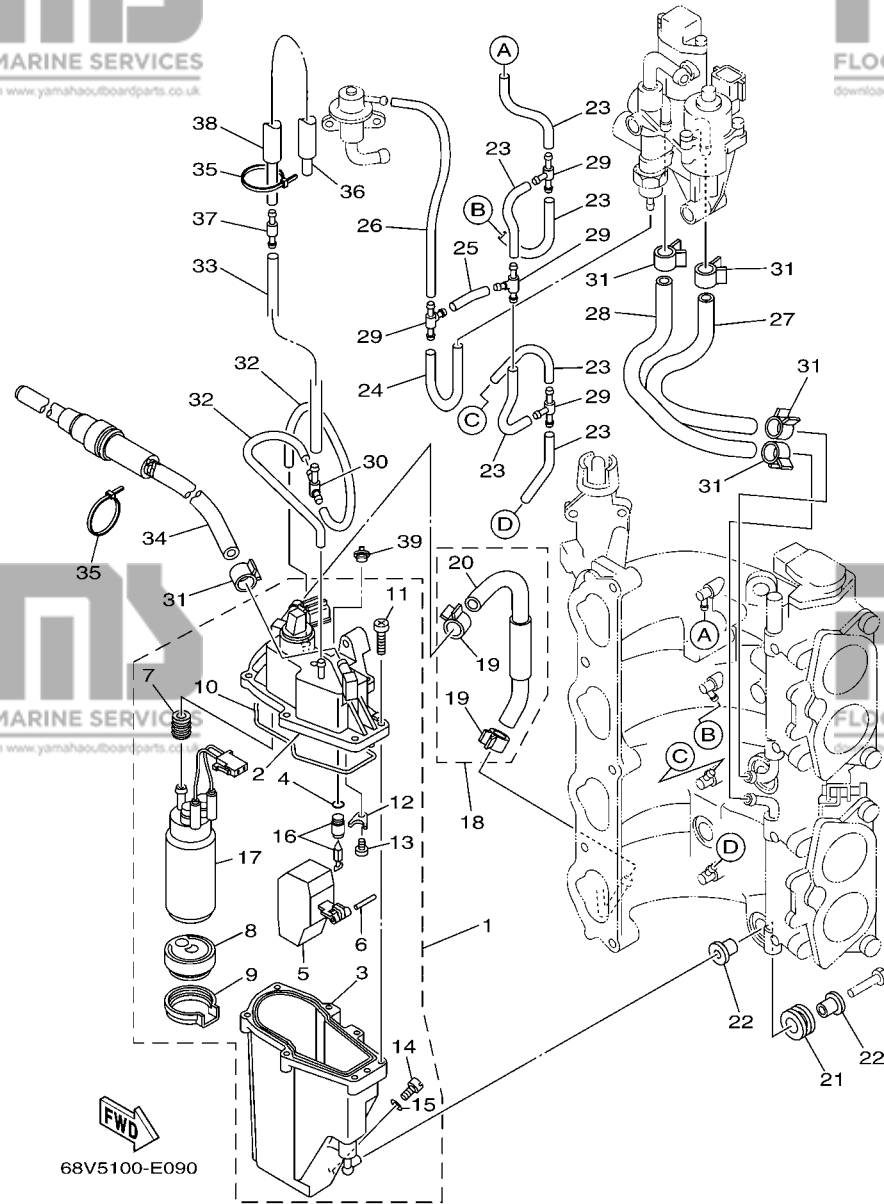
68V1010-2080



**FIG. 9 FUEL INJECTION PUMP**

**FUEL INJECTION PUMP**

REF. NO.	PART NO. N° PIECES	DESCRIPTION DESCRIPTION	68VA	68VA	REMARKS REMARQUES
1	68V-14180-03	FLOAT CHAMBER ASSY CUVE DE FLOTTEUR	1	1	
2	68V-14182-01	.COVER, FLOAT CHAMBER .COUVERCLE, CUVE DE FLOTTEUR	1	1	
3	68V-14181-00	.BODY, FLOAT CHAMBER 1 .CORPS, CUVE DE FLOTTEUR 1	1	1	
4	68V-13769-00	.O-RING JOINT TORIQUE	1	1	
5	68V-14985-00	.FLOAT .FLOTTEUR	1	1	
6	68V-14386-00	.PIN, FLOAT .AXE, FLOTTEUR	1	1	
7	68V-13781-10	.DAMPER, PUMP .AMORTISSEUR, POMPE	1	1	
8	68V-13915-00	.FILTER .FILTRE	1	1	
9	68V-13784-00	.COVER, PUMP .COUVERCLE, POMPE	1	1	
10	68V-14984-00	.GASKET, FLOAT CHAMBER .JOINT, CUVE DE FLOTTEUR	1	1	
11	68V-14567-00	.SCREW .VIS	7	7	
12	68V-14255-00	.PLATE .PLAQUE	1	1	
13	68V-14592-00	.SCREW .VIS	1	1	
14	68V-14191-00	.PLUG, DRAIN .PLOT, VIDANGE	1	1	
15	68V-14126-00	.GASKET .JOINT	1	1	
16	68V-14546-00	.VALVE, NEEDLE .POINTEAU	1	1	
17	68V-13907-03	.FUEL PUMP COMP. .POMPE A CARBURANT COMP.	1	1	
18	68V-14807-11	HOSE COMP. DURITE (ENS.)	1	1	
19	68V-13577-00	.CLIP .AGRAFE	2	2	
20	68V-13973-10	.PIPE, FUEL 3 .TUBE 3, CARBURANT	1	1	
21	68V-13593-00	DAMPER AMORTISSEUR	3	3	
22	68V-13716-00	COLLAR COLLERETTE	6	6	
23	68V-13542-00	HOSE, VACUUM SENSING 1 DURITE 1	6	6	
24	68V-13533-00	HOSE, VACUUM SENSING 4 DURITE 4	1	1	
25	68V-13544-00	HOSE, VACUUM SENSING 2 DURITE 2	1	1	
26	68V-13532-01	HOSE, VACUUM SENSING 3 DURITE 3	1	1	
27	68V-13545-00	HOSE 1 DURITE 1	1	1	

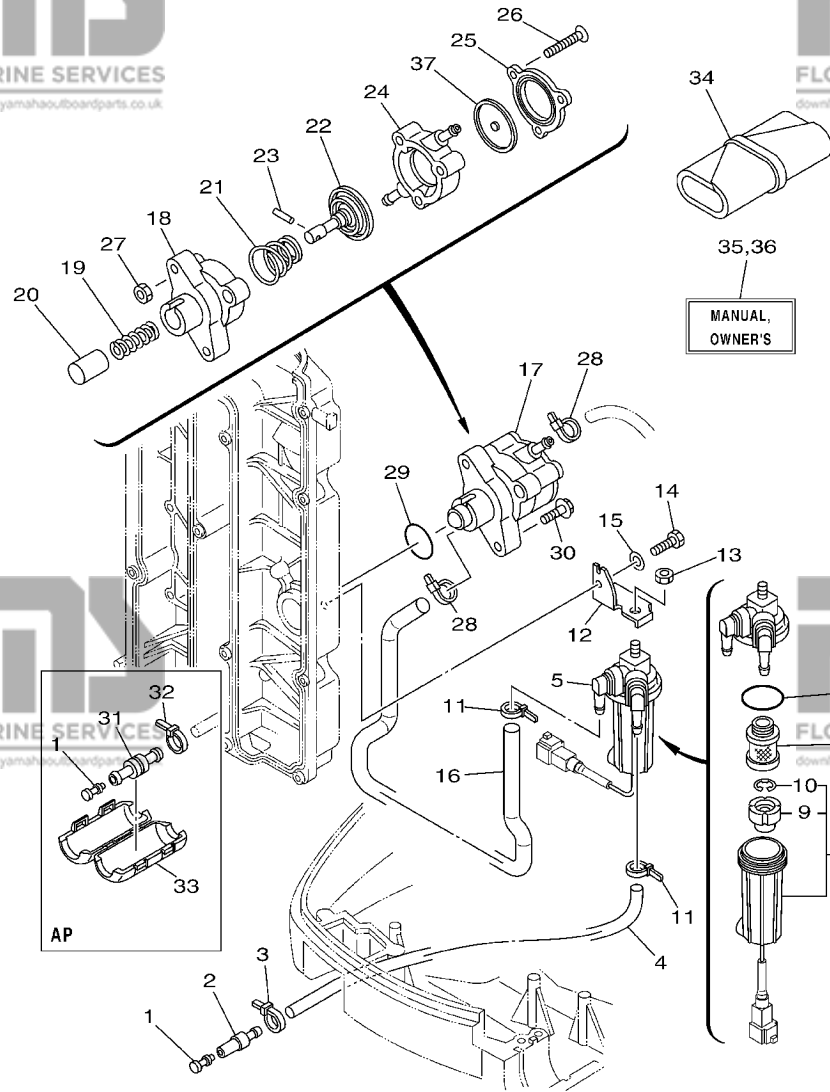


68V5100-E090

**FIG. 9 FUEL INJECTION PUMP**

**FUEL INJECTION PUMP**

REF. NO.	PART NO. N° PIECES	DESCRIPTION DESCRIPTION	68VA	68VA	REMARKS REMARQUES
28	68V-13546-00	HOSE 2 DURITE 2	1	1	
29	68V-24377-00	PIPE, JOINT 2 DURITE RACCORDEMENT 2	4	4	
30	68V-24379-00	PIPE, JOINT 4 DURITE RACCORDEMENT 4	1	1	
31	68V-13577-00	CLIP AGRAFE	5	5	
32	68V-13534-00	HOSE, VACUUM SENSING 5 DURITE 5	2	2	
33	68V-13547-01	HOSE 3 DURITE 3	1	1	
34	68V-24502-20	FILTER, FUEL FILTRE	1	1	
35	68V-2481H-00	CLAMP BRIDE	2	2	
36	68V-13535-00	HOSE, VACUUM SENSING 5 DURITE 5	1	1	
37	68V-24460-01	RELIEF VALVE ASSY SOUPAPE DE SECURITE COMPLET	1	1	
38	68V-13543-01	HOSE, AIR DURITE, A AIR	1	1	
39	69J-14225-01	CAP COUVERCLE	1	1	

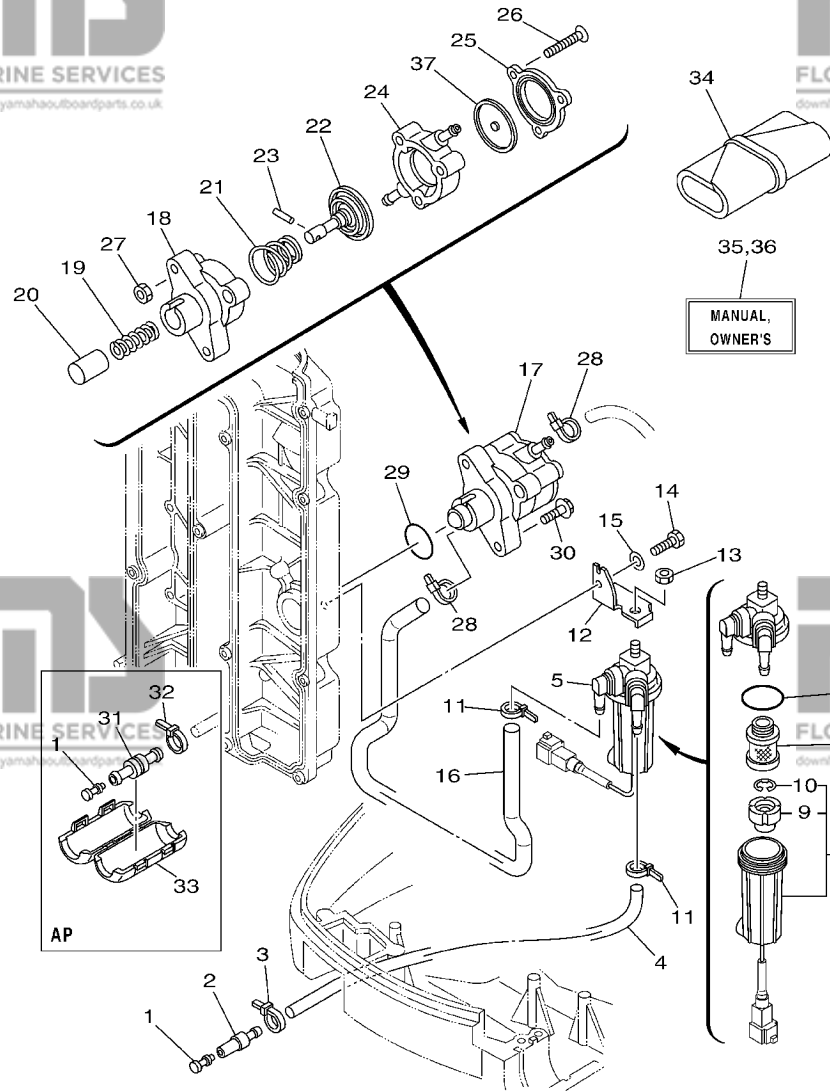


68VA300K1001

**FIG. 10 FUEL 1**

**CARBURANT 1**

REF. NO.	PART NO. N° PIECES	DESCRIPTION DESCRIPTION	68VA	68VA	REMARKS REMARQUES
1	689-85547-00	DAMPER AMORTISSEUR	1	1	
2	6R3-24377-00	PIPE, JOINT 2 DURITE RACCORDEMENT 2	1	1	FOR EUR
3	90465-11M10	CLAMP BRIDE	1	1	FOR EUR
4	90445-13M27	HOSE (L950) DURITE (L950)	1	1	FOR EUR
	90445-13015	HOSE (L1300) DURITE (L1300)	1	1	AP
5	6D8-24560-00	FILTER ASSY ENS FILTRE	1	1	AP
6	6D8-24563-00	.ELEMENT, FILTER .ELEMENT, FILTRE	1	1	
7	6D8-24564-00	.GASKET .JOINT	1	1	
8	6D8-24562-00	.CUP, FILTER .CUVETTE, FILTRE	1	1	
9	6D8-24469-00	..FLOAT, WATER LEVEL ..FLOTTEUR	1	1	
10	6D8-24519-00	..CLIP ..JONC	1	1	
11	90465-11M10	CLAMP BRIDE	2	2	
12	60C-24566-00	BRACKET, FILTER SUPPORT, FILTRE	1	1	
13	95380-08600	NUT ECROU	1	1	
14	97095-06016	BOLT BOULON	1	1	
15	92995-06600	WASHER RONDELLE	1	1	
16	6D8-24311-00	PIPE, FUEL 1 DURITE A ESSENCE	1	1	
17	6D8-24410-10	FUEL PUMP ASSY POMPE A ESSENCE	1	1	
18	68V-24412-00	.BODY 1 .CORPS 1	1	1	
19	68V-24454-00	.SPRING .RESSORT	1	1	
20	63P-13131-00	.PLUNGER .PLONGEUR	1	1	
21	68V-24423-00	.SPRING, DIAPHRAGM .RESSORT, DIAPHRAGME	1	1	
22	68V-24411-00	.DIAPHRAGM .DIAPHRAGME	1	1	
23	68V-24374-00	.PIN .GOUILLE	1	1	
24	68V-24413-00	.BODY 2 .CORPS 2	1	1	
25	6D8-24414-00	.BODY 3 .CORPS 3	1	1	
26	68V-24444-00	.SCREW .VIS	3	3	



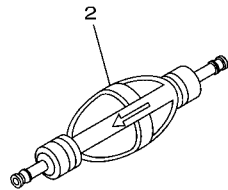
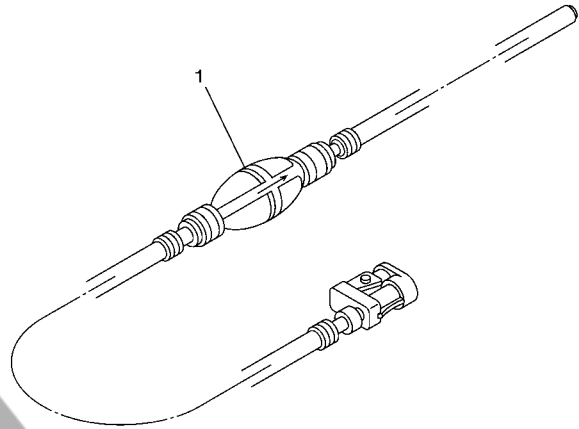
68VA300K1001

**FIG. 10 FUEL 1**

**CARBURANT 1**

REF. NO.	PART NO. N° PIECES	DESCRIPTION DESCRIPTION	68VA	68VA	REMARKS REMARQUES
27	68V-24149-00	.NUT .ECROU	3	3	
28	90465-11M10	CLAMP BRIDE	2	2	
29	93210-30682	O-RING JOINT TORIQUE	1	1	
30	90119-06M83	BOLT, WITH WASHER BOULON, AVEC RONDELLE	2	2	
31	6R3-24377-10	PIPE, JOINT 2 DURITE RACCORDEMENT 2	1	1	AP
32	90465-11M10	CLAMP BRIDE	1	1	AP
33	68V-24452-00	COVER COUVERCLE	1	1	AP
34	67F-28100-01	TOOL KIT TROUSSE A OUTILS	1	1	AP
35	68V-28199-7D-E0	MANUAL, OWNER'S MANUEL D'UTILISATION	1	1	UR (E)
	68V-28199-7D-F0	MANUAL, OWNER'S MANUEL D'UTILISATION	1	1	UR (F)
	68V-28199-7D-S0	MANUAL, OWNER'S MANUEL D'UTILISATION	1	1	UR (S)
	68V-28199-7D-G0	MANUAL, OWNER'S MANUEL D'UTILISATION	1	1	UR (D)
	68V-28199-7D-D0	MANUAL, OWNER'S MANUEL D'UTILISATION	1	1	UR (NL)
	68V-28199-7D-H0	MANUAL, OWNER'S MANUEL D'UTILISATION	1	1	UR (I)
36	68V-28199-8E-K0	MANUAL, OWNER'S MANUEL D'UTILISATION	1	1	UR (DK)
	68V-28199-8E-R0	MANUAL, OWNER'S MANUEL D'UTILISATION	1	1	UR (GR)
	68V-28199-8E-P0	MANUAL, OWNER'S MANUEL D'UTILISATION	1	1	UR (P)
	68V-28199-8E-N0	MANUAL, OWNER'S MANUEL D'UTILISATION	1	1	UR (N)
	68V-28199-8E-M0	MANUAL, OWNER'S MANUEL D'UTILISATION	1	1	UR (S)
	68V-28199-8E-L0	MANUAL, OWNER'S MANUEL D'UTILISATION	1	1	UR (SF)
37	68V-24471-10	.DIAPHRAGM .DIAPHRAGME	1	1	



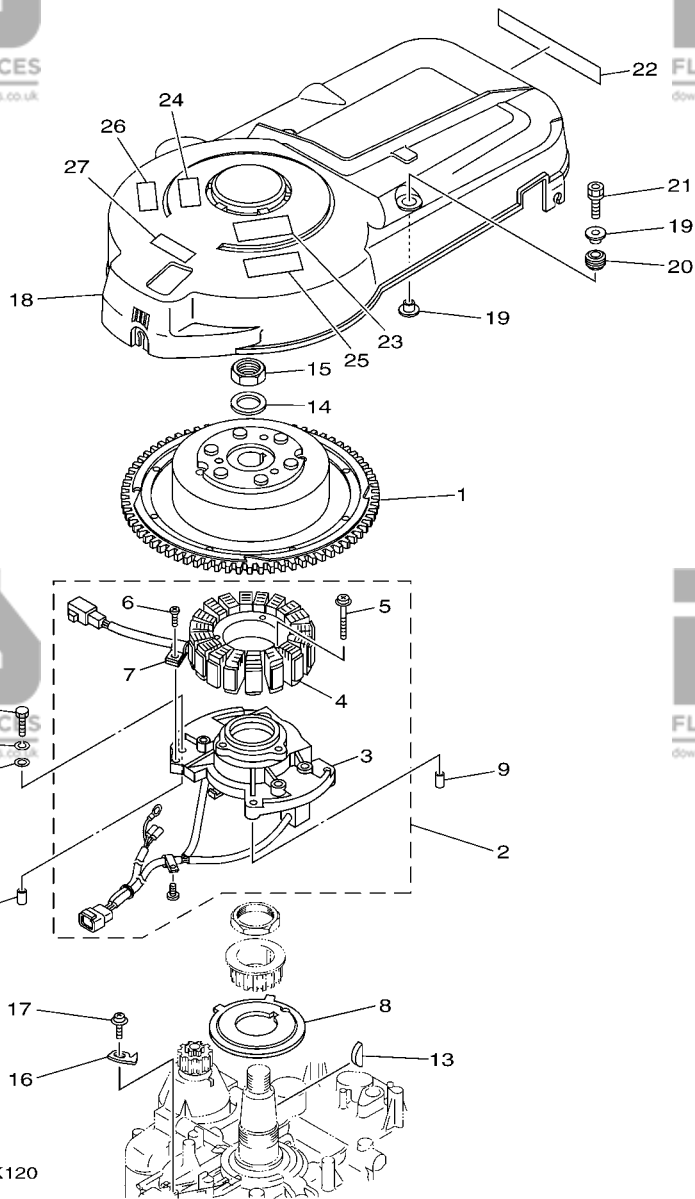


  
 68V9300-J110

**FIG. 11 FUEL 2**

**CARBURANT 2**

REF. NO.	PART NO. N° PIECES	DESCRIPTION DESCRIPTION	68VA	68VA	REMARKS REMARQUES
1	6YK-24306-44	FUEL PIPE COMP. 1 DURITE A ESSENCE 1	1	1	AP FOR EUR AP FOR EUR
2	6Y2-24360-70	PRIMER PUMP ASSY POMPE D'AMORCAGE	1	1	AP AP

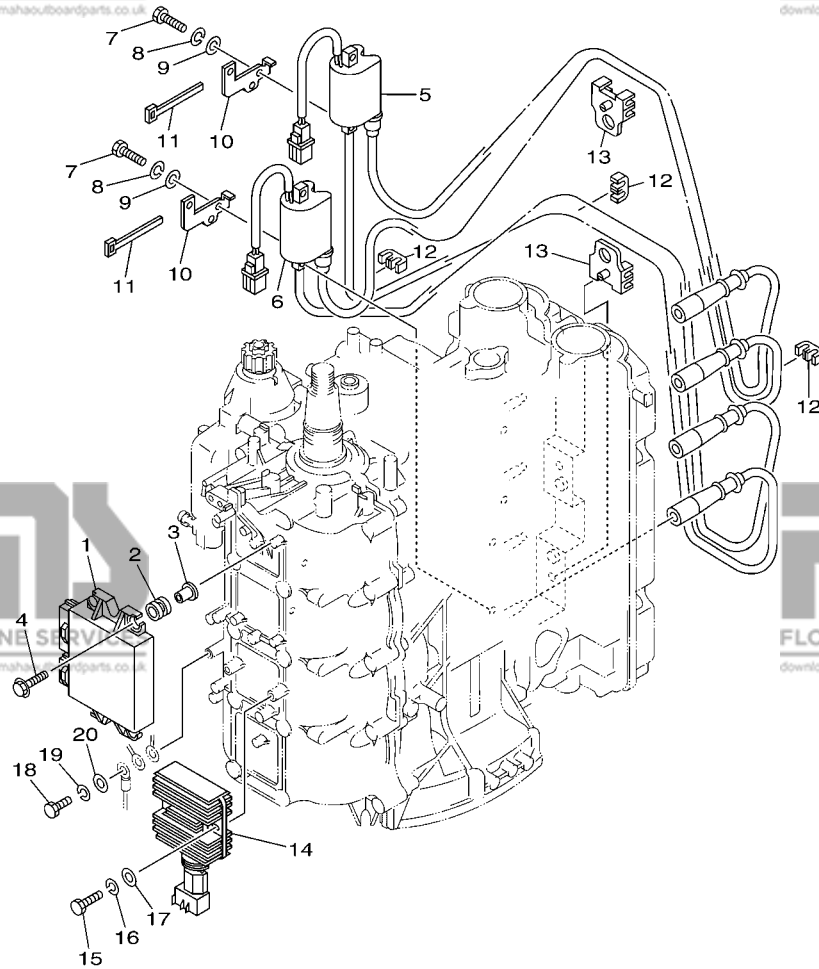


68VA300-K120

**FIG. 12 GENERATOR**

**GENERATRICE**

REF. NO.	PART NO. N° PIECES	DESCRIPTION DESCRIPTION	68VA	68VA	REMARKS REMARQUES
1	68V-81450-00	ROTOR ASSY ROTOR COMPLET	1	1	
2	68V-81460-00	BASE ASSY ENS. FLASQUE	1	1	
3	68V-85580-00	.COIL, PULSER .BOBINE, PULSEUR	1	1	
4	68V-81410-00	.STATOR ASSY .STATOR COMPLET	1	1	
5	63D-81345-20	.SCREW, WITH WASHER (M6X30) .VIS, AVEC RONDELLE (M6X30)	3	3	
6	97607-04110	.SCREW, WITH WASHER .VIS HEXAGONAL	1	1	
7	445-81328-20	.CLAMP .COLLIER	1	1	
8	68V-81673-00	ROTOR ROTOR	1	1	
9	99530-08012	PIN, DOWEL GOUJON, D'ASSEMBLAGE	2	2	
10	97095-06030	BOLT BOULON	4	4	
11	92995-06100	WASHER, SPRING RONDELLE, GROWER	4	4	
12	92995-06600	WASHER RONDELLE	4	4	
13	90280-04M08	KEY, WOODRUFF CLAVETTE, DEMI-LUNE	1	1	
14	90201-24014	WASHER, PLATE RONDELLE, PLATE	1	1	
15	90179-24002	NUT ECROU	1	1	
16	6D8-81332-00	PLATE, TIMING PLATEAU, ALLUMAGE	1	1	
17	97985-06210	SCREW, WITH WASHER VIS, AVEC RONDELLE	1	1	
18	67F-81337-01	COVER, FLYWHEEL COUVERCLE, VOLANT	1	1	
19	90387-06M71	COLLAR COLLERETTE	4	4	
20	90480-15M31	GROMMET PASSE-FIL	2	2	
21	90119-06M92	BOLT, WITH WASHER BOULON, AVEC RONDELLE	2	2	
22	68V-13437-62	MARK, CAUTION MARKER	1	1	
23	6AH-81995-40	LABEL, WARNING ETIQUETTE, AVERTISSEMENT	1	1	
24	6AH-81995-50	LABEL, WARNING ETIQUETTE, AVERTISSEMENT	1	1	
25	6AH-81994-40	LABEL, SAFETY ETIQUETTE, SECURITE	1	1	
26	6AH-81994-50	LABEL, SAFETY ETIQUETTE, SECURITE	1	1	
27	6AG-81996-00	MARK MARQUE	1	1	



**FWD**  
68V7100-G132

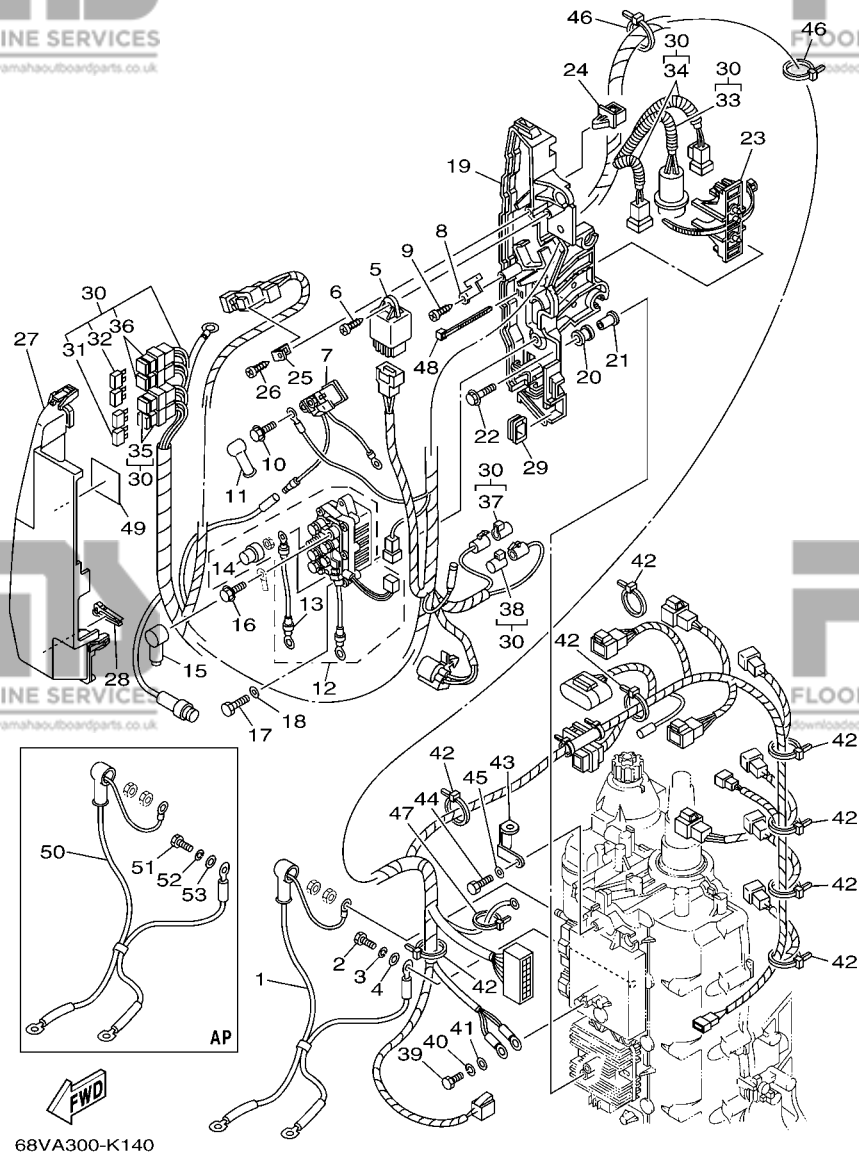
**FIG. 13 ELECTRICAL 1**

**PARTIE ELECTRIQUE 1**

REF. NO.	PART NO. N° PIECES	DESCRIPTION DESCRIPTION	68VA	68VA	REMARKS REMARQUES
1	68V-8591A-52	ENGINE CONTROL UNIT ASSY BLOC DE CONTROL	1	1	
2	68V-82317-00	DAMPER, IGNITION COIL AMORTISSEUR, BOBINE D'ALLUM	4	4	
3	90387-06119	COLLAR COLLERETTE	4	4	
4	90119-06M59	BOLT, WITH WASHER BOULON, AVEC RONDELLE	4	4	
5	68V-82310-00	IGNITION COIL ASSY BOBINE D'ALLUMAGE	1	1	
6	68V-82310-10	IGNITION COIL ASSY BOBINE D'ALLUMAGE	1	1	
7	97095-06025	BOLT BOULON	4	4	
8	92995-06100	WASHER, SPRING RONDELLE, GROWER	4	4	
9	92995-06600	WASHER RONDELLE	4	4	
10	68V-82388-00	PLATE PLAQUETTE	2	2	
11	90464-06001	CLAMP BRIDE	2	2	
12	67F-82361-00	CLAMP, CORD COLLIER, CORDON	3	3	
13	67F-82362-00	CLAMP, CORD 2 COLLIER, CABLE 2	2	2	
14	68V-81960-10	RECTIFIER & REGULATOR ASSY REDRESSEUR REGULATEUR CPLT	1	1	
15	97095-06025	BOLT BOULON	2	2	
16	92995-06100	WASHER, SPRING RONDELLE, GROWER	2	2	
17	92995-06600	WASHER RONDELLE	2	2	
18	97095-06016	BOLT BOULON	1	1	
19	92995-06100	WASHER, SPRING RONDELLE, GROWER	1	1	
20	92995-06600	WASHER RONDELLE	1	1	

FIG. 14 ELECTRICAL 2

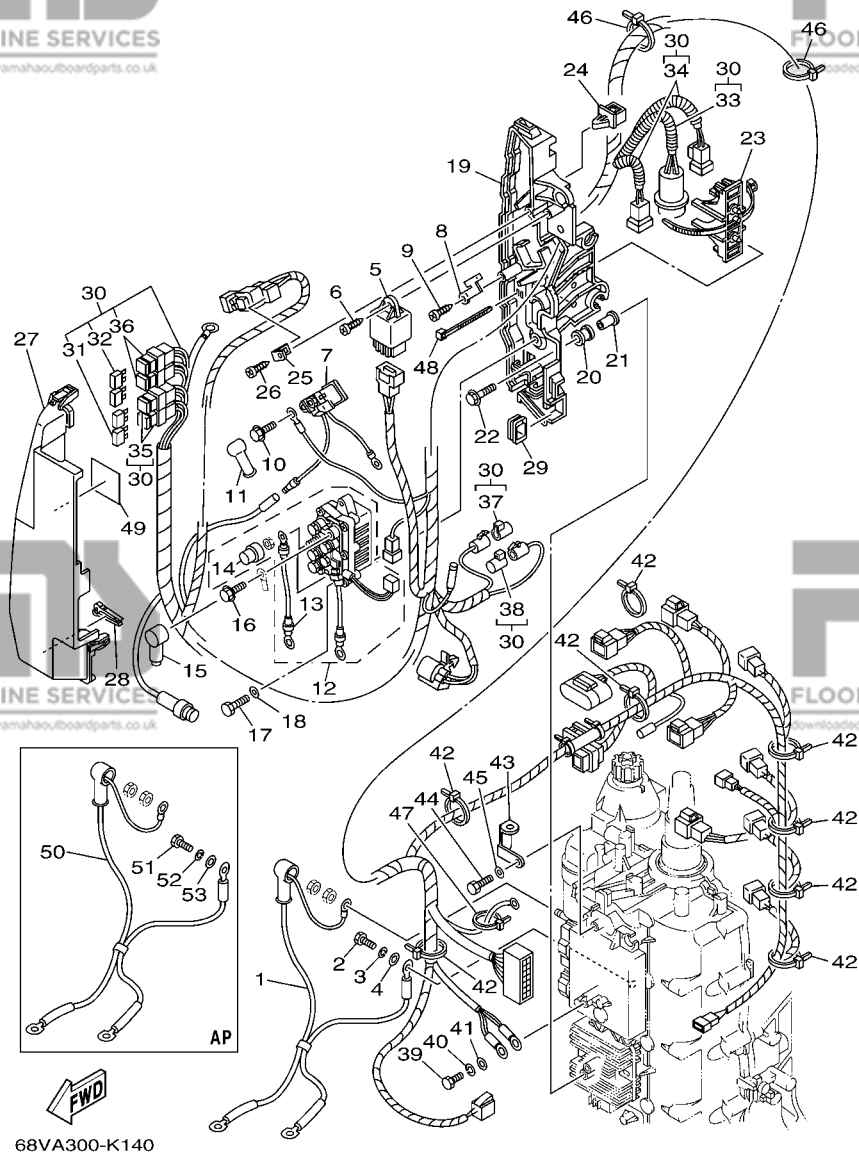
PARTIE ELECTRIQUE 2



REF. NO.	PART NO. N° PIECES	DESCRIPTION DESCRIPTION	68VA	68VA	REMARKS REMARQUES
1	68V-82105-00	WIRE HARNESS FAISCEAU DE FILS	1	1	FOR EUR FOR EUR
2	97013-06020	BOLT BOULON	1	1	FOR EUR FOR EUR
3	92903-06100	WASHER, SPRING RONDELLE, GROUWER	1	1	FOR EUR FOR EUR
4	92903-06600	WASHER, PLATE RONDELLE, PLATE	1	1	FOR EUR FOR EUR
5	68V-81950-00	RELAY ASSY RELAIS COMPLET	1	1	
6	97780-60625	SCREW, TAPPING VIS, TETE BOMBEE	1	1	
7	68V-8194A-00	RELAY RELAIS	1	1	
8	68V-81953-00	STAY, RELAY SUPPORT, RELAIS	1	1	
9	97780-60620	SCREW, TAPPING VIS, TETE BOMBEE	1	1	
10	97595-06610	BOLT, WITH WASHER VIS HEXAGONAL AVEC RONDELLE	2	2	
11	6G5-82119-00	COVER, LEAD WIRE GARNITURE, FIL	2	2	
12	68V-8195B-01	RELAY ASSY RELAIS COMPLET	1	1	
13	68V-81949-00	.WIRE, LEAD .FIL	1	1	
14	68V-82532-00	.CAP .COUVERCLE	1	1	
15	682-82119-01	COVER, LEAD WIRE GARNITURE, FIL	2	2	
16	97595-06610	BOLT, WITH WASHER VIS HEXAGONAL AVEC RONDELLE	2	2	
17	97013-06020	BOLT BOULON	2	2	
18	92903-06600	WASHER, PLATE RONDELLE, PLATE	2	2	
19	68V-81948-02	BRACKET SUPPORT	1	1	
20	6A0-82317-00	DAMPER, IGNITION COIL AMORTISSEUR, BOBINE D'ALLUM	5	5	
21	90387-06119	COLLAR COLLERETTE	5	5	
22	90119-06M59	BOLT, WITH WASHER BOULON, AVEC RONDELLE	5	5	
23	68V-82594-00	CLAMP BRIDE	1	1	
24	90464-12M58	CLAMP BRIDE	1	1	
25	68V-85548-00	HOLDER SUPPORT	1	1	
26	97780-60620	SCREW, TAPPING VIS, TETE BOMBEE	1	1	
27	68V-81942-03	COVER COUVERCLE	1	1	

FIG. 14 ELECTRICAL 2

PARTIE ELECTRIQUE 2



68VA300-K140

REF. NO.	PART NO. N° PIECES	DESCRIPTION DESCRIPTION	68VA	68VA	REMARKS REMARQUES
28	67F-2812A-00	PULLER, FUSE TENDEUR, FUSIBLE	1	1	
29	6D8-81518-00	GROMMET PASSE-FIL	1	1	
30	68V-82590-50	WIRE HARNESS ASSY FAISCEAU DE FILS COMPLET	1	1	
31	67F-82151-00	.FUSE (20A) .FUSIBLE (20A)	4	4	
32	67F-82151-10	.FUSE (30A) .FUSIBLE (30A)	4	4	
33	90447-10003	.TUBE .DURITE	1	1	
34	90447-07007	.TUBE .DURITE	2	2	
35	67F-8215B-10	.CAP (YELLOW) .BOUCHON (YELLOW)	2	2	
36	67F-8215B-20	.CAP (GREEN) .BOUCHON (GREEN)	2	2	
37	6P2-82582-00	.CAP 1 (FEMALE) .BOUCHON 1 (FEMME)	1	1	
38	6P2-82582-10	.CAP 1 (MALE) .BOUCHON 1 (MALE)	1	1	
39	97095-06016	BOLT BOULON	1	1	
40	92995-06100	WASHER, SPRING RONDELLE, GROWER	1	1	
41	92995-06600	WASHER RONDELLE	1	1	
42	90465-13M18	CLAMP BRIDE	9	9	
43	6D8-82581-01	STAY, CORD CLAMP SUPPORT, COLLIER DE CORDON	1	1	
44	97095-06014	BOLT BOULON	1	1	
45	92995-06600	WASHER RONDELLE	1	1	
46	90465-11M52	CLAMP BRIDE	2	2	
47	90465-13M18	CLAMP BRIDE	1	1	
48	90465-13M18	CLAMP BRIDE	2	2	
49	68V-81919-10	GRAPHIC, REGULATOR ADHESIF, REGULATEUR	1	1	
50	68V-82105-00	WIRE HARNESS FAISCEAU DE FILS	1	1	AP
51	97013-06020	BOLT BOULON	1	1	AP
52	92903-06100	WASHER, SPRING RONDELLE, GROWER	1	1	AP
53	92903-06600	WASHER, PLATE RONDELLE, PLATE	1	1	AP

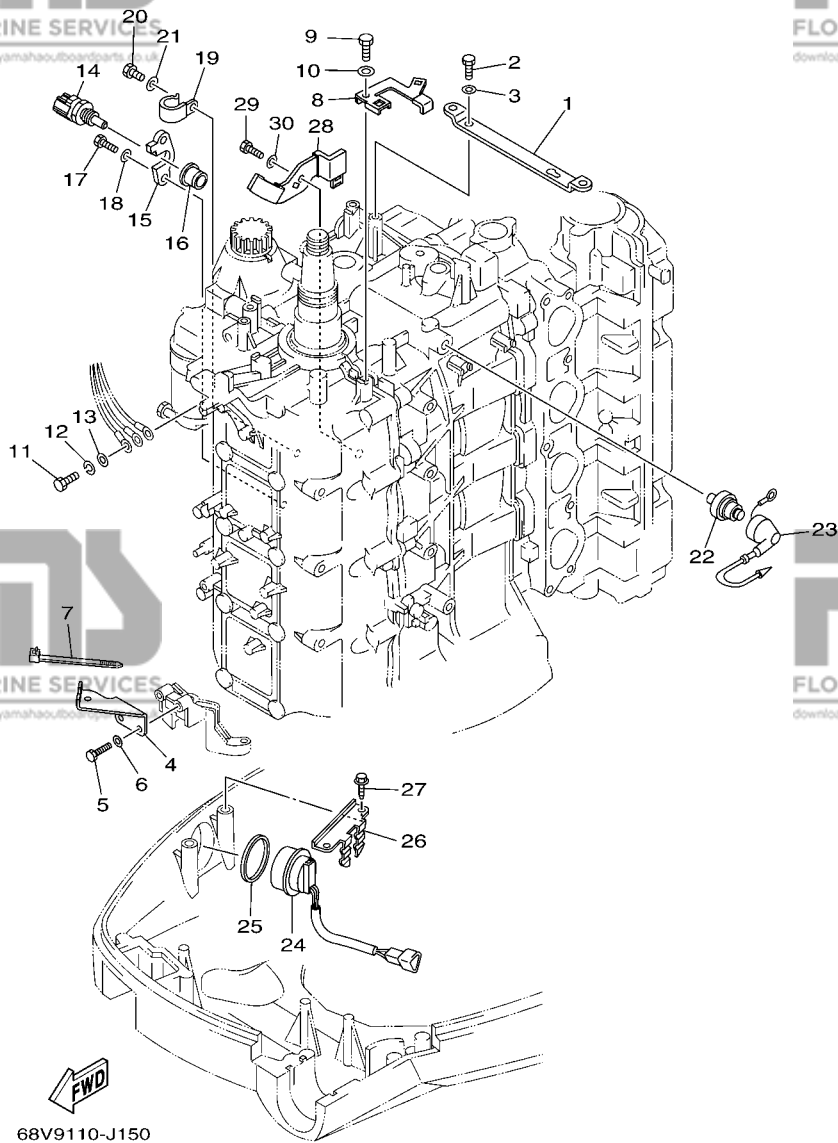
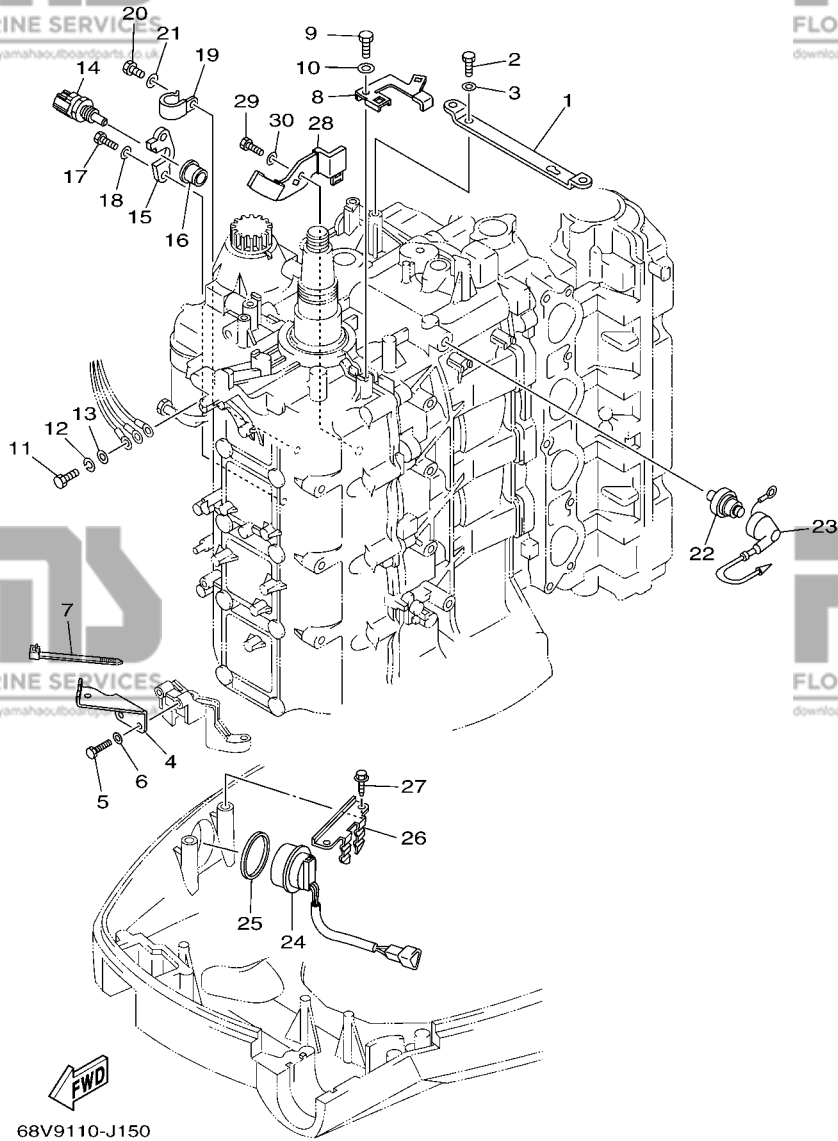


FIG. 15 ELECTRICAL 3

PARTIE ELECTRIQUE 3

REF. NO.	PART NO. N° PIECES	DESCRIPTION DESCRIPTION	68VA	68VA	REMARKS REMARQUES
1	67F-8132G-01	PLATE PLAQUE	1	1	
2	97095-06016	BOLT BOULON	2	2	
3	92995-06600	WASHER RONDELLE	2	2	
4	68V-81528-00	CLAMP 1 COLLIER 1	1	1	
5	97095-06016	BOLT BOULON	2	2	
6	92995-06600	WASHER RONDELLE	2	2	
7	90465-13M18	CLAMP BRIDE	1	1	
8	68V-82588-11	PLATE PLAQUE	1	1	
9	97095-06012	BOLT BOULON	1	1	
10	92995-06600	WASHER RONDELLE	1	1	
11	97095-06016	BOLT BOULON	1	1	
12	92995-06100	WASHER, SPRING RONDELLE, GROWER	1	1	
13	92995-06600	WASHER RONDELLE	1	1	
14	67F-85790-00	THERMOSENSOR ASSY SENSITOMETRE	1	1	
15	67F-85757-00	RETAINER ARRETOIR	1	1	
16	68V-85753-00	GASKET, SENDER UNIT JOINT, DE PERCEPTION	1	1	
17	97095-06016	BOLT BOULON	2	2	
18	92995-06600	WASHER RONDELLE	2	2	
19	90465-06M86	CLAMP BRIDE	1	1	
20	97095-06012	BOLT BOULON	1	1	
21	92995-06600	WASHER RONDELLE	1	1	
22	68V-82504-00	OIL PRESSURE SWITCH ASSY CONTACTEUR DE PRESSION D'HUILE	1	1	
23	68V-81315-00	LEAD WIRE ASSY FIL	1	1	
24	63D-82563-10	TRIM & TILT SWITCH ASSY INCLINER ET PARER COMMUTATEUR	1	1	
25	6E5-82587-00	GASKET JOINT	1	1	
26	67F-83614-00	BRACKET SUPPORT	1	1	
27	90109-06M86	BOLT BOULON	2	2	

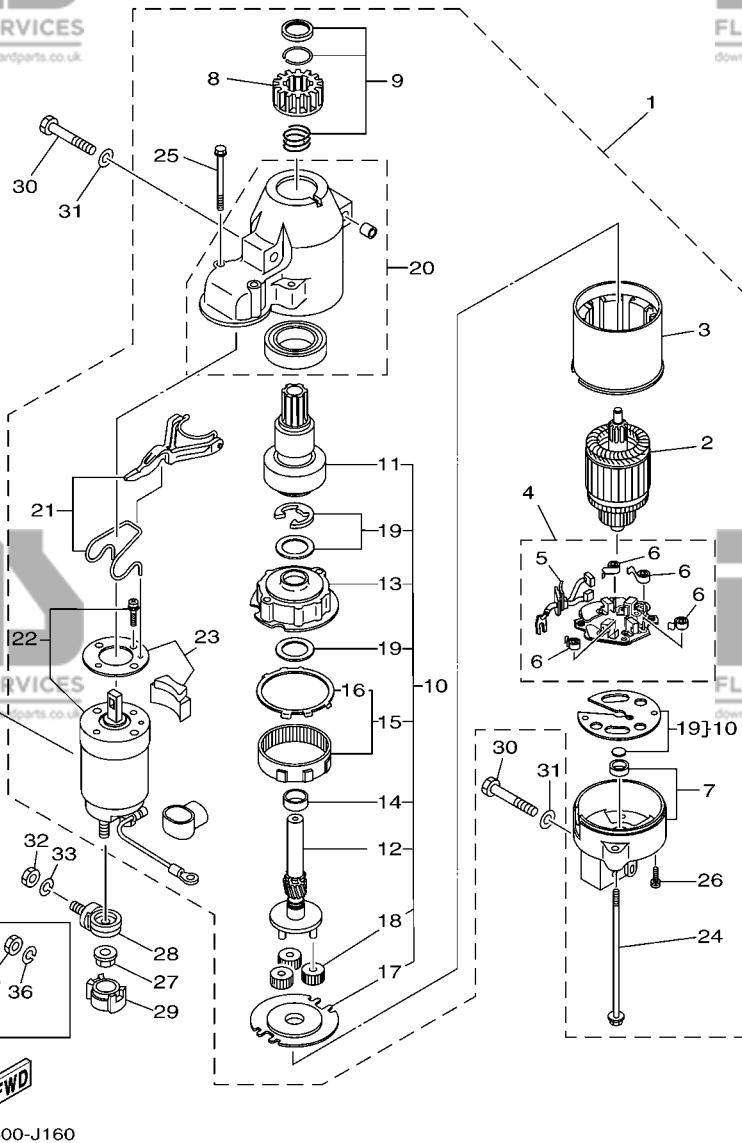


68V9110-J150

FIG. 15 ELECTRICAL 3

PARTIE ELECTRIQUE 3

REF. NO.	PART NO. N° PIECES	DESCRIPTION DESCRIPTION	68VA	68VA	REMARKS REMARQUES
28	6D8-8252H-01	PLATE, HOLDER PLAQUE, SUPPORT	1	1	
29	97095-06012	BOLT BOULON	1	1	
30	92995-06600	WASHER RONDELLE	1	1	
-----					
-----					
-----					
-----					
-----					
-----					
-----					
-----					
-----					
-----					



68V9300-J160

**FIG. 16 STARTING MOTOR**

**DEMARREUR ELECTRIQUE**

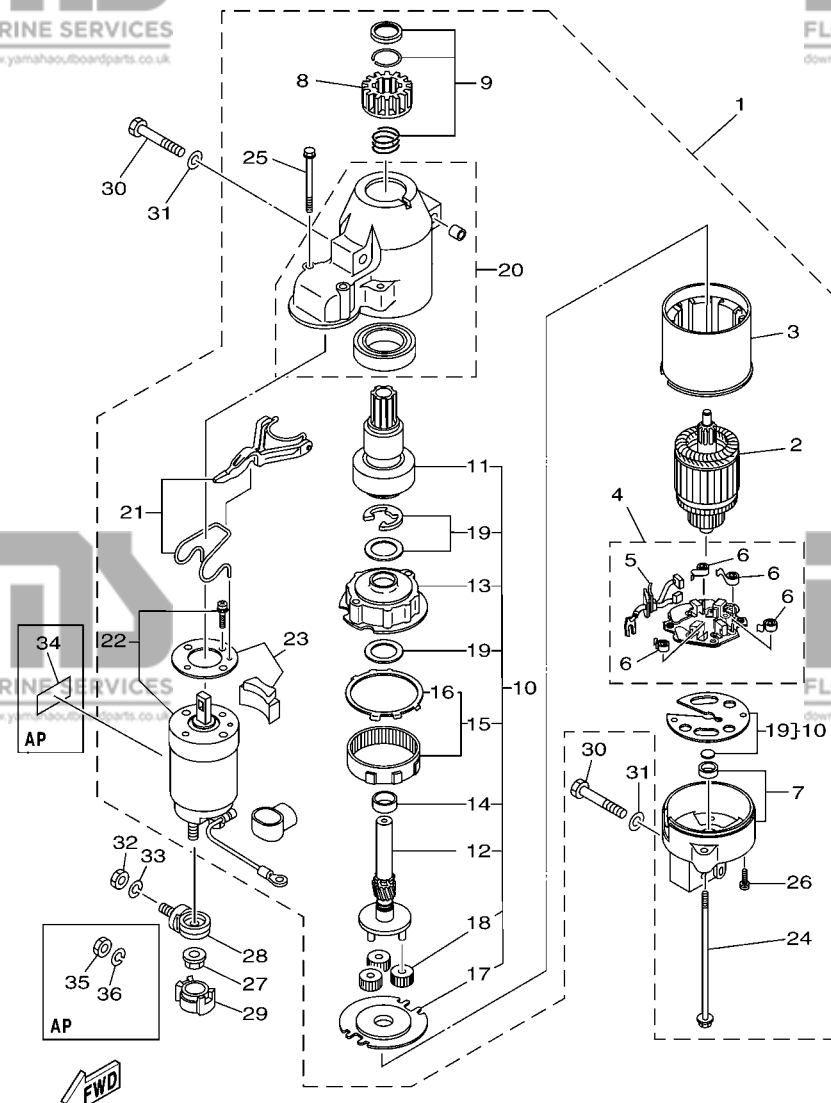
REF. NO.	PART NO. N° PIECES	DESCRIPTION DESCRIPTION	68VA	68VA	REMARKS REMARQUES
1	68V-81800-01	STARTING MOTOR ASSY DEMARREUR ELECTRIQUE COMPLET	1	1	
2	67F-81850-00	..ARMATURE ASSY ..INDUIT	1	1	
3	67F-81810-00	..STATOR ASSY ..STATOR COMPLET	1	1	
4	68F-81840-00	..BRUSH HOLDER ASSY ..SUPPORT DE CHARBON	1	1	
5	67F-81801-00	..BRUSH SET ..CHARBON	1	1	
6	67F-81813-00	..SPRING, BRUSH ..RESSORT, DE CHARBON	4	4	
7	68F-81820-00	..REAR BRACKET ASSY ..SUPPORT ARRIERE COMPLET	1	1	
8	67F-81808-00	..PINION ASSY ..PIGNON	1	1	
9	67F-81857-00	..PINION STOPPER SET ..BUTEE PIGNON	1	1	
10	67F-81807-00	..GEAR ASSY, STARTING MOTOR ..PIGNON, DEMARREUR ELECTRIQUE	1	1	
11	67F-81832-00	..CLUTCH, OVER RUN ..EMBAYAGE, ROUE LIBRE	1	1	
12	67F-81836-00	..SHAFT, PINION ..AXE, PIGNON	1	1	
13	67F-81821-00	..BRACKET, CENTER 1 ..SUPPORT, CENTRE 1	1	1	
14	67F-81841-00	..BEARING ..ROULEMENT	1	1	
15	67F-81891-00	..GEAR, RING ..ROUE DENTEE	1	1	
16	67F-8183R-00	..GASKET ..JOINT	1	1	
17	67F-81830-00	..BRACKET, CENTER 2 ..SUPPORT, CENTRE 2	1	1	
18	60V-8183T-00	..GEAR, IDLER ..PIGNON, INTERMEDIAIRE	3	3	
19	67F-81809-00	..WASHER KIT ..JEU DE RONDELLES	1	1	
20	67F-81842-00	..COVER ..COUVERCLE	1	1	
21	67F-81839-00	..LEVER ASSY ..LEVIER COMPLET	1	1	
22	68V-81941-01	..STARTER RELAY ASSY ..LANCEUR RELAIS (ENS.)	1	1	
23	67F-81869-00	..COVER, DUST ..COUVERCLE, POUSSIERE	1	1	
24	6K7-81826-11	..BOLT ..BOULON	2	2	
25	67F-81828-00	..BOLT 2 ..RONDELLE, BUTEE 2	2	2	
26	67F-81846-00	..SCREW ..VIS	2	2	
27	90179-08003	NUT ECROU	1	1	



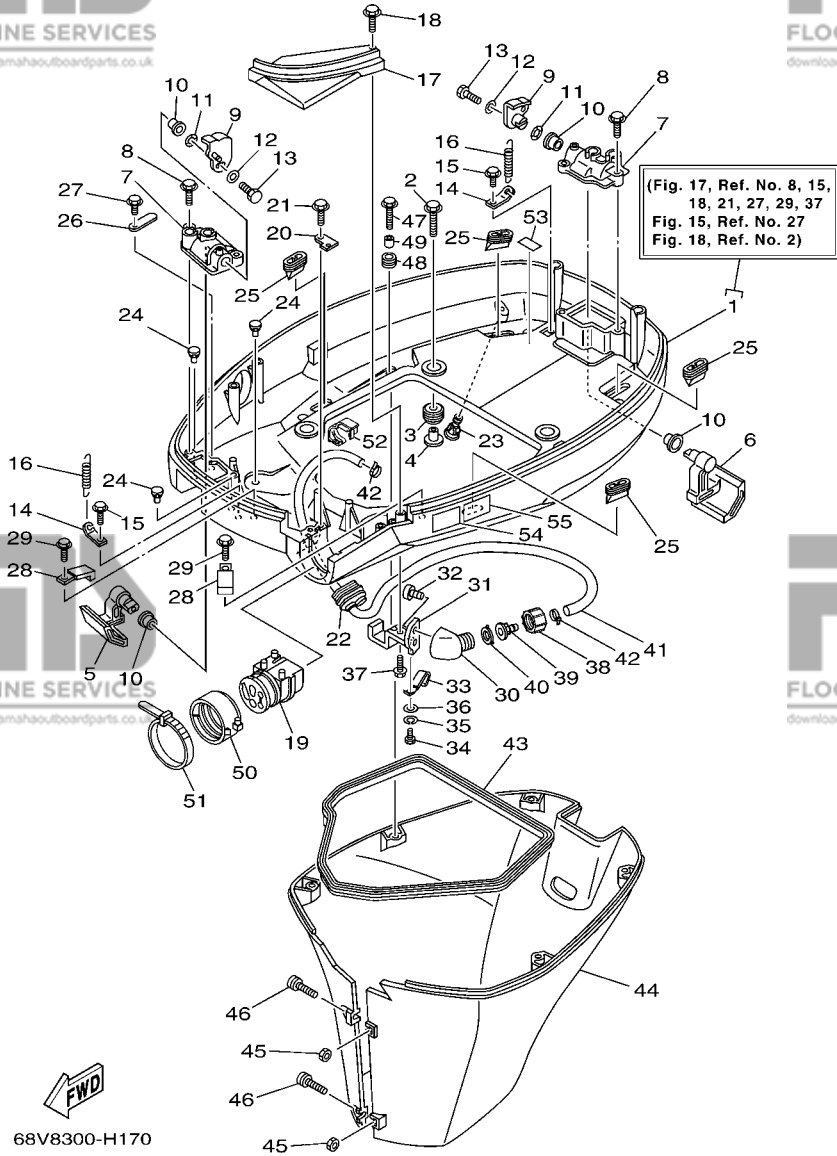
**FIG. 16 STARTING MOTOR**

**DEMARREUR ELECTRIQUE**

REF. NO.	PART NO. N° PIECES	DESCRIPTION DESCRIPTION	68VA	68VA	REMARKS REMARQUES
28	60V-81925-00	TERMINAL BORNE	1	1	
29	68F-82582-00	COVER, WIRE HARNESS COUVERCLE, FAISCEAU DE FILS	1	1	
30	97013-08045	BOLT BOULON	3	3	
31	92903-08600	WASHER, PLATE RONDELLE, PLATE	3	3	
32	95333-08600	NUT ECROU	1	1	FOR EUR FOR EUR
33	92903-08100	WASHER, SPRING RONDELLE, GROWER	1	1	FOR EUR FOR EUR
34	67F-83627-01	LABEL, CAUTION 7 ETIQUETTE, RECOMMANDATION 7	1	1	AP AP
35	95333-08600	NUT ECROU	1	1	AP AP
36	92903-08100	WASHER, SPRING RONDELLE, GROWER	1	1	AP AP



68V9300-J160

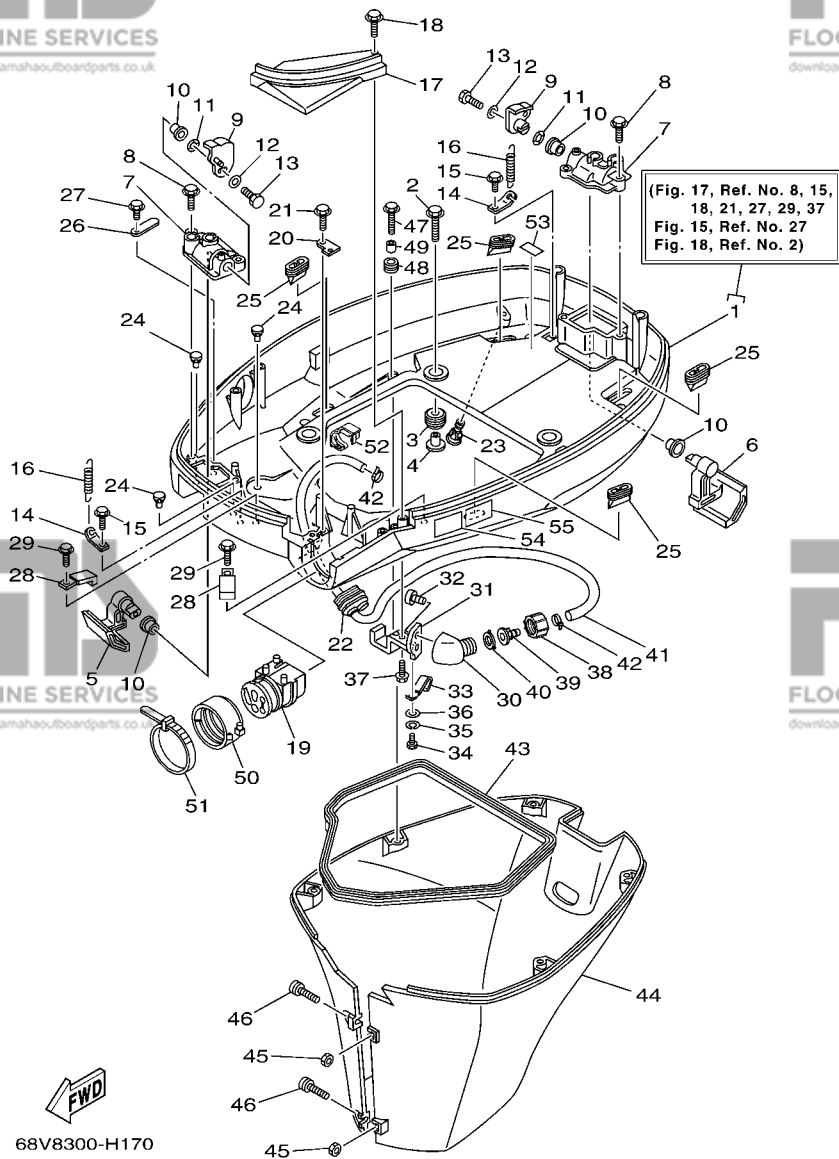


**FIG. 17 BOTTOM COWLING**

**CAPOT INFERIEUR**

REF. NO.	PART NO. N° PIECES	DESCRIPTION DESCRIPTION	68VA	68VA	REMARKS REMARQUES
1	68V-42710-01-8D	BOTTOM COWLING ASSY ENS. EMBASE	1	1	
2	90119-08M22	BOLT, WITH WASHER BOULON, AVEC RONDELLE	4	4	
3	90480-22M15	GROMMET PASSE-FIL	4	4	
4	90387-08M37	COLLAR COLLERETTE	4	4	
5	67F-42815-00-8D	LEVER, CLAMP LEVIER, PRESSE	1	1	
6	67F-42816-00-8D	LEVER, CLAMP LEVIER, PRESSE	1	1	
7	67F-42828-00-8D	PLATE, CLAMP PLAQUE, PRESSE	2	2	
8	90109-06M82	BOLT BOULON	4	4	
9	68V-42818-01	LEVER, CLAMP LEVIER, PRESSE	2	2	
10	90386-15M73	BUSH DOUILLE	4	4	
11	90206-15M18	WASHER, WAVE RONDELLE, ONDULEE	2	2	
12	90201-06068	WASHER, PLATE RONDELLE, PLATE	2	2	
13	97095-06016	BOLT BOULON	2	2	
14	64D-43144-00	HOOK, SPRING CROCHET	2	2	
15	90109-06M80	BOLT BOULON	2	2	
16	90506-16M34	SPRING, TENSION RESSORT, TENSION	2	2	
17	68V-42738-00-8D	PLATE, FITTING ETRIER	1	1	
18	90109-06M82	BOLT BOULON	2	2	
19	68V-42725-00	GROMMET PASSE-FIL	1	1	
20	67F-42756-01	STAY, CLAMP SUPPORT, COLLIER	1	1	
21	90109-06M86	BOLT BOULON	1	1	
22	6H1-42726-21	GROMMET PASSE-FIL	1	1	FLUSHING KIT FLUSHING KIT
23	6BL-44391-00	NIPPLE, HOSE RACCORD D'ESSENCE	1	1	
24	6H4-42748-00	GROMMET PASSE-FIL	3	3	
25	67F-42717-00	RUBBER, SEAL 2 JOINT EN CAOUTCHOUC 2	4	4	
26	6E5-82588-00	PLATE PLAQUE	1	1	
27	90109-06M81	BOLT BOULON	1	1	

68V8300-H170



**FIG. 17 BOTTOM COWLING**

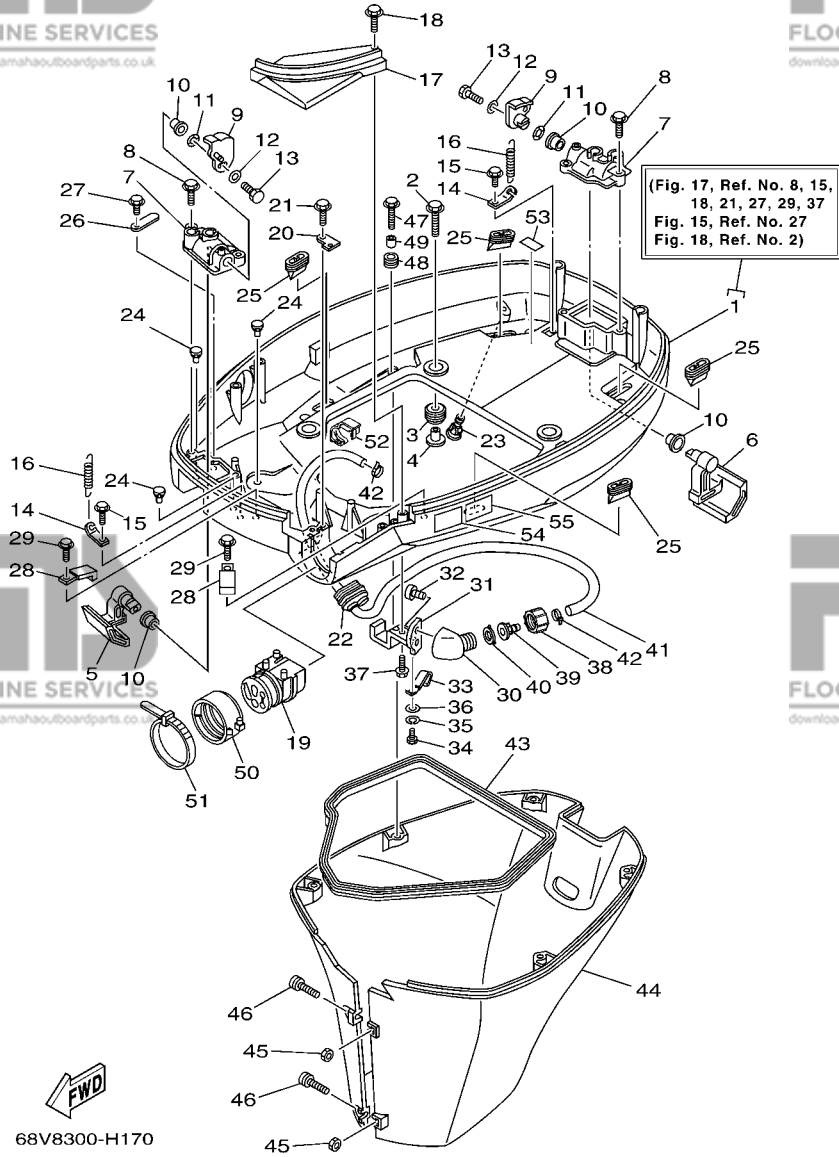
**CAPOT INFERIEUR**

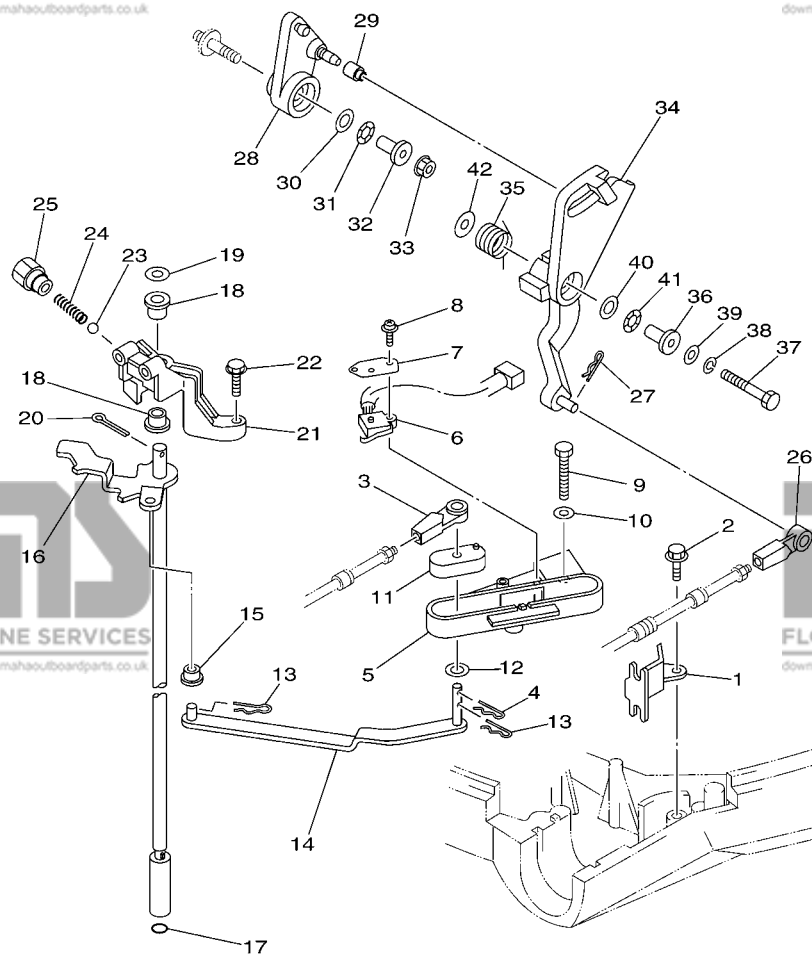
REF. NO.	PART NO. N° PIECES	DESCRIPTION DESCRIPTION	68VA	68VA	REMARKS REMARQUES
28	90465-08M23	CLAMP BRIDE	2	2	
29	90109-06M80	BOLT BOULON	2	2	
30	68T-12572-00	ADAPTER ADAPTATEUR	1	1	FLUSHING KIT
31	67F-12535-01	PLATE PLAQUE	1	1	FLUSHING KIT
32	90167-06002	SCREW, TAPPING VIS, TETE FRAISEE	2	2	FLUSHING KIT
33	90462-06018	CLAMP BRIDE	1	1	FLUSHING KIT
34	97095-06008	BOLT BOULON	1	1	FLUSHING KIT
35	92995-06100	WASHER, SPRING RONDELLE, GROWER	1	1	FLUSHING KIT
36	92995-06200	WASHER RONDELLE	1	1	FLUSHING KIT
37	90109-06M86	BOLT BOULON	1	1	FLUSHING KIT
38	6R3-12581-00	JOINT, HOSE 1 JOINT DE TUYAU	1	1	FLUSHING KIT
39	6R3-12582-00	JOINT, HOSE 2 RACCORD DE TUYAU 1	1	1	FLUSHING KIT
40	6R3-12583-00	GASKET, HOSE JOINT JOINT	1	1	FLUSHING KIT
41	68V-24312-00	PIPE 2 DURITE 2	1	1	FLUSHING KIT
42	90465-11M10	CLAMP BRIDE	2	2	FLUSHING KIT
43	61A-42716-00	RUBBER, SEAL 1 JOINT EN CAOUTCHOUC 1	1	1	
44	67F-42741-01-8D	APRON CAPOT LATERAL	1	1	
45	95380-06600	NUT, HEXAGON ECROU	2	2	
46	90159-06M28	SCREW, WITH WASHER VIS, AVEC RONDELLE	2	2	
47	90109-06M80	BOLT BOULON	5	5	
48	90480-13M24	GROMMET PASSE-FIL	5	5	
49	90387-06M43	COLLAR COLLERETTE	5	5	
50	68F-42753-00	FASTNER ATTACHE	1	1	AP
51	90464-20258	CLAMP BRIDE	1	1	AP
52	90464-18004	CLAMP BRIDE	1	1	AP
53	68V-82377-00	LABEL ETIQUETTE	1	1	
54	6AH-42794-40	LABEL, WARNING (GENERAL) ETIQUETTE, AVERTISSEMENT	1	1	

FIG. 17 BOTTOM COWLING

CAPOT INFERIEUR

REF. NO.	PART NO. N° PIECES	DESCRIPTION DESCRIPTION	68VA	68WA	REMARKS REMARQUES
55	6AH-42794-50	LABEL, WARNING (GENERAL) ETIQUETTE, AVERTISSEMENT	1	1	

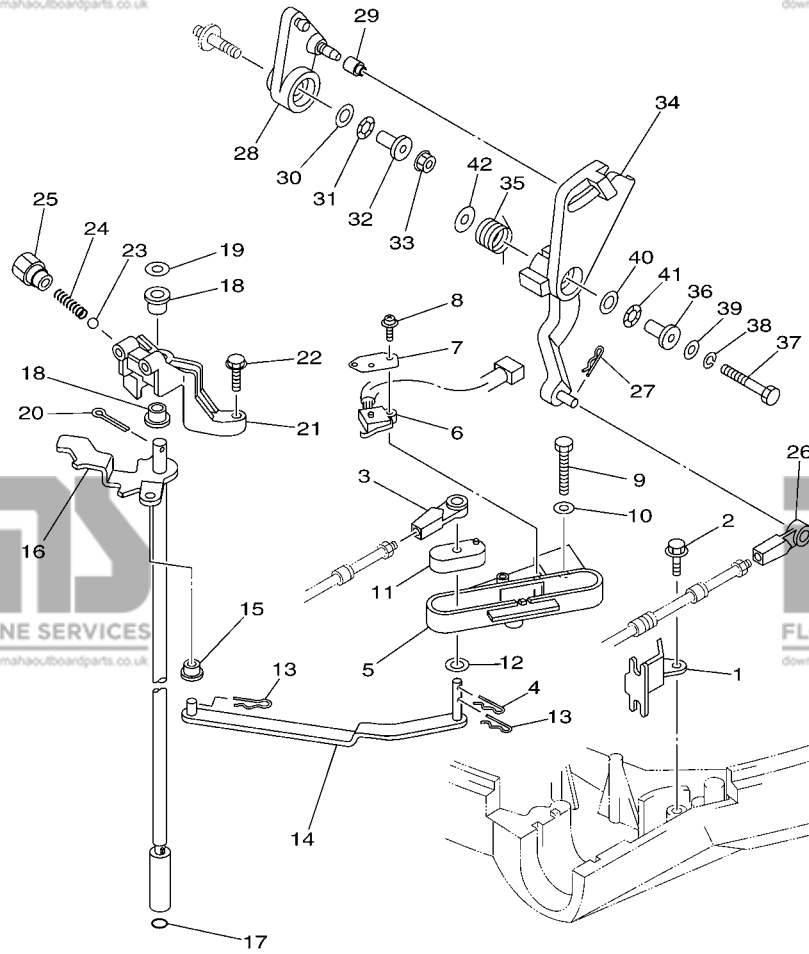




68VA110-K180

FIG. 18 CONTROL

REF. NO.	PART NO. N° PIECES	DESCRIPTION DESCRIPTION	68VA	68VA	REMARKS REMARQUES
1	67F-48538-00	CLAMP, CABLE 1 COLLIER	1	1	
2	90109-06M86	BOLT BOULON	1	1	
3	663-48344-00	CABLE END, REMOTE CONTROL CHAPE CABLE	1	1	
4	90468-18008	CLIP JONC	1	1	
5	68V-44117-01-94	BRACKET SUPPORT	1	1	
6	60V-8259F-00	SWITCH ASSY COMMUTATEUR	1	1	
7	61A-82588-01	PLATE PLAQUE	1	1	
8	97985-04116	SCREW, WITH WASHER VIS, AVEC RONDELLE	2	2	
9	97095-06040	BOLT BOULON	2	2	
10	92995-06600	WASHER RONDELLE	2	2	
11	68V-44122-01	BUSHING, SHIFT ROD LEVER DOUILLE, LEVIER D'EMBRAYAGE	1	1	
12	90202-07M07	WASHER, PLATE RONDELLE, PLATE	1	1	
13	90468-18008	CLIP JONC	2	2	
14	68V-44121-00	LEVER, SHIFT ROD LEVIER, TIGE D'INVERSION	1	1	
15	90386-06M12	BUSH DOUILLE	1	1	
16	68V-44120-10	HANDLE GEAR SHIFT ASSY LEVIER D'EMBRAYAGE	1		L(20.3")
	68V-44120-30	HANDLE GEAR SHIFT ASSY LEVIER D'EMBRAYAGE	1	1	L(20.3") X(25.3") X(25.3")
17	93210-09165	O-RING JOINT TORIQUE	1	1	
18	90386-90M90	BUSH DOUILLE	2	2	
19	90201-09M02	WASHER, PLATE RONDELLE, PLATE	1	1	
20	91490-20015	PIN, COTTER GOUPILLE	1	1	
21	68V-44118-00-94	BRACKET SUPPORT	1	1	
22	97575-06525	BOLT, WITH WASHER VIS HEXAGONAL AVEC RONDELLE	2	2	
23	93501-04M02	BALL BILLE	1	1	
24	90501-12082	SPRING, COMPRESSION RESSORT, COMPRESSION	1	1	
25	648-42715-00	BUSHING COUSSINET	1	1	
26	663-48344-00	CABLE END, REMOTE CONTROL CHAPE CABLE	1	1	

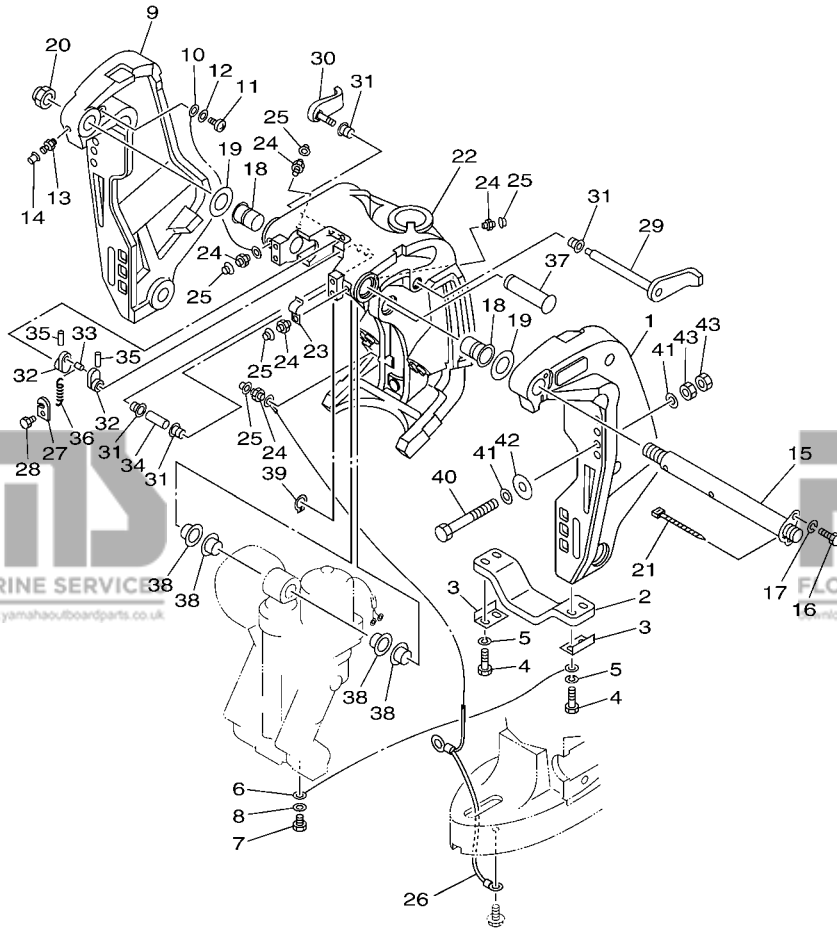


**FWD**  
68VA110-K180

**FIG. 18 CONTROL**

**COMMANDE**

REF. NO.	PART NO. N° PIECES	DESCRIPTION DESCRIPTION	68VA	68VA	REMARKS REMARQUES
27	90468-18008	CLIP JONC	1	1	
28	68V-42157-00	LEVER, THROTTLE LEVIER DE AVANCE	1	1	
29	68V-42171-00	BUSHING COUSSINET	1	1	
30	90201-10M02	WASHER, PLATE RONDELLE, PLATE	1	1	
31	90206-10M04	WASHER, WAVE RONDELLE, ONDULEE	1	1	
32	90387-06M21	COLLAR COLLERETTE	1	1	
33	90179-06M28	NUT ECROU	1	1	
34	68V-42154-00	LEVER, THROTTLE CONTROL LEVIER DE COMMANDE D'AVANCE	1	1	
35	67F-44135-00	SPRING RESSORT	1	1	
36	90387-06M21	COLLAR COLLERETTE	1	1	
37	97095-06035	BOLT BOULON	1	1	
38	92995-06100	WASHER, SPRING RONDELLE, GROWER	1	1	
39	92995-06600	WASHER RONDELLE	1	1	
40	90201-10M02	WASHER, PLATE RONDELLE, PLATE	1	1	
41	90206-10M04	WASHER, WAVE RONDELLE, ONDULEE	1	1	
42	90201-06M31	WASHER, PLATE RONDELLE, PLATE	1	1	

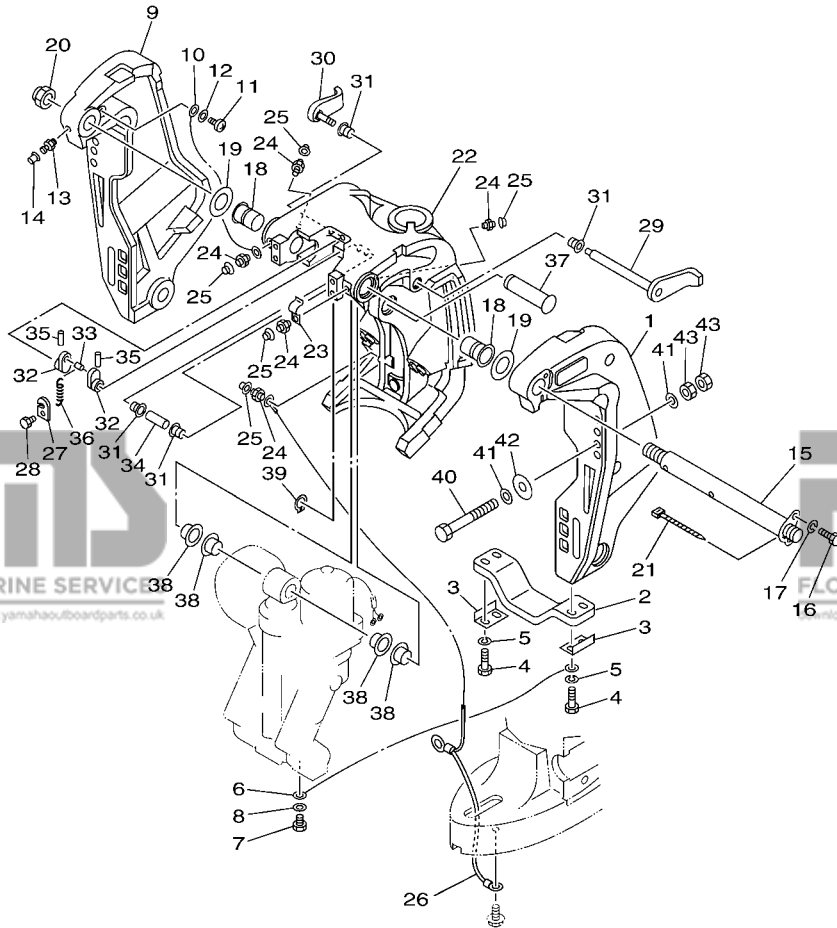


68VA110-K190

**FIG. 19 BRACKET 1**

**SUPPORT 1**

REF. NO.	PART NO. N° PIECES	DESCRIPTION DESCRIPTION	68VA	68VA	REMARKS REMARQUES
1	68V-43111-01-8D	BRACKET, CLAMP 1 PRESSE 1	1	1	
2	6G5-45251-02	ANODE ANODE	1	1	
3	6G5-44526-00	PLATE PLAQUE	2	2	
4	97095-06030	BOLT BOULON	4	4	
5	92995-06100	WASHER, SPRING RONDELLE, GROWER	4	4	
6	6E5-82148-00	WIRE, LEAD 4 FIL 4	1	1	
7	97095-06010	BOLT BOULON	1	1	
8	92995-06600	WASHER RONDELLE	1	1	
9	68V-43112-01-8D	BRACKET, CLAMP 2 PRESSE 2	1	1	
10	6E5-82148-00	WIRE, LEAD 4 FIL 4	1	1	
11	97885-06012	SCREW, PAN HEAD VIS, A ENCOCHE	1	1	
12	92995-06600	WASHER RONDELLE	1	1	
13	93700-06M03	NIPPLE, GREASE PION	1	1	
14	663-45119-00	CAP, GREASE NIPPLE CAPUCHON, GRAISSEUR	1	1	AP AP
15	64E-43131-01	BOLT, CLAMP BRACKET BOULON, PRESSE	1	1	
16	97095-08020	BOLT BOULON	1	1	
17	92995-08100	WASHER RONDELLE	1	1	
18	90386-25M31	BUSH DOUILLE	2	2	
19	90201-26M59	WASHER, PLATE RONDELLE, PLATE	2	2	
20	90185-22M11	NUT, SELF-LOCKING ECROU, AUTO-BLOQUANT	1	1	
21	90465-11M10	CLAMP BRIDE	1	1	
22	64E-43311-10-8D	BRACKET, SWIVEL 1 SUPPORT, PIVOT 1	1	1	L(20.3") L(20.3")
	64E-43311-20-8D	BRACKET, SWIVEL 1 SUPPORT, PIVOT 1	1	1	X(25.3") X(25.3")
23	90465-08M63	CLAMP BRIDE	1	1	
24	93700-06M03	NIPPLE, GREASE PION	5	5	
25	663-45119-00	CAP, GREASE NIPPLE CAPUCHON, GRAISSEUR	5	5	AP AP
26	66K-82149-00	WIRE, LEAD 3 FIL 3	1	1	L(20.3") L(20.3")



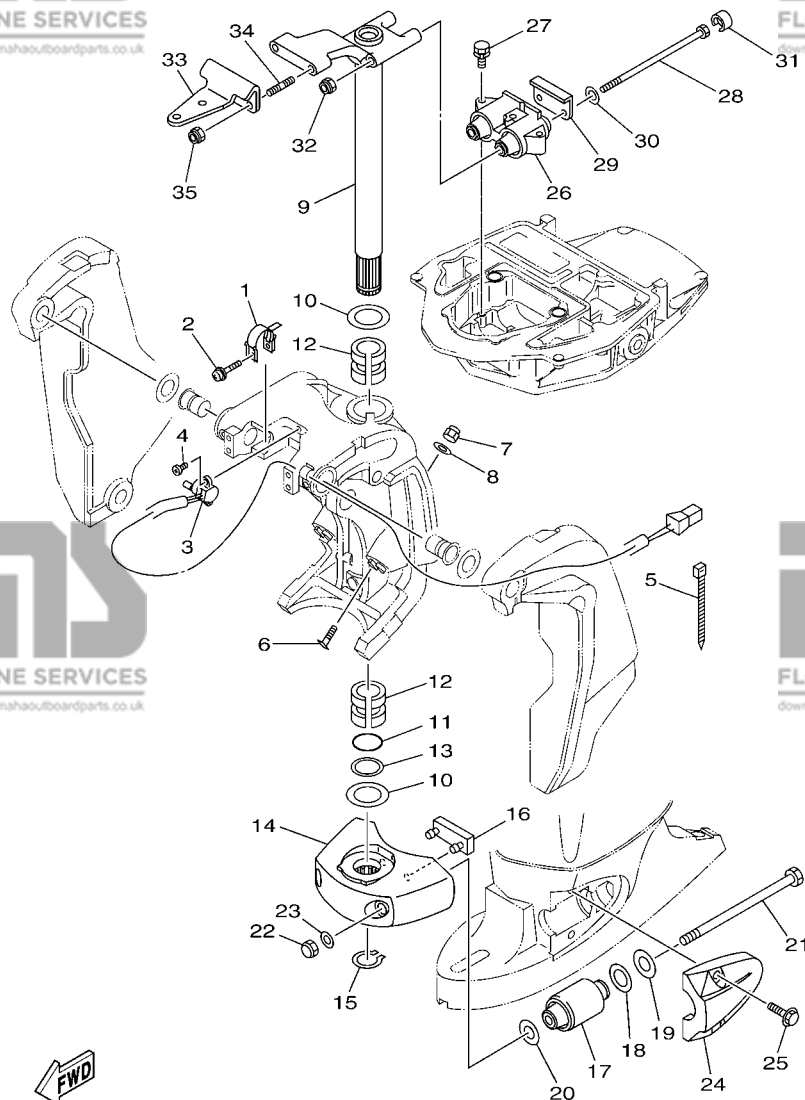
**FWD**  
68VA110-K190

**FIG. 19 BRACKET 1**

**SUPPORT 1**

REF. NO.	PART NO. N° PIECES	DESCRIPTION DESCRIPTION	68VA	68WA	REMARKS REMARQUES
26	68V-82149-30	WIRE, LEAD 3 FIL 3	1	1	X(25.3") X(25.3")
27	66T-43144-00	HOOK, SPRING CROCHET	1	1	
28	97095-06010	BOLT BOULON	1	1	
29	6G5-43181-02	LEVER, TILT STOP 1 LEVIER VERROUILLAGE RELEVAGE 1	1	1	
30	6G5-43185-02	LEVER, TILT STOP 2 LEVIER VERROUILLAGE RELEVAGE 2	1	1	
31	90386-10M16	BUSH DOUILLE	4	4	
32	6G5-43148-00	COLLAR, DISTANCE ENTRETOISE	2	2	
33	90249-06M19	PIN GOUILLE	1	1	
34	90387-10M05	COLLAR COLLERETTE	1	1	
35	91690-30020	PIN, SPRING AGRAFFE	2	2	
36	90506-14M24	SPRING, TENSION RESSORT, TENSION	1	1	
37	64E-43126-00	PIN, UPPER SHOCK MOUNT AXE, SUPERIEUR AMORTISSEUR	1	1	
38	90386-22M98	BUSH DOUILLE	4	4	
39	93410-22M11	CIRCLIP CLIPS	1	1	
40	90101-12M05	BOLT (L:130MM) BOULON (L:130MM)	4	4	
40	90101-12M77	BOLT (L:150MM) BOULON (L:150MM)	2	2	AP AP
41	90201-13M01	WASHER, PLATE RONDELLE, PLATE	8	8	
42	90201-12M05	WASHER, PLATE RONDELLE, PLATE	4	4	
43	95380-12600	NUT ECROU	8	8	



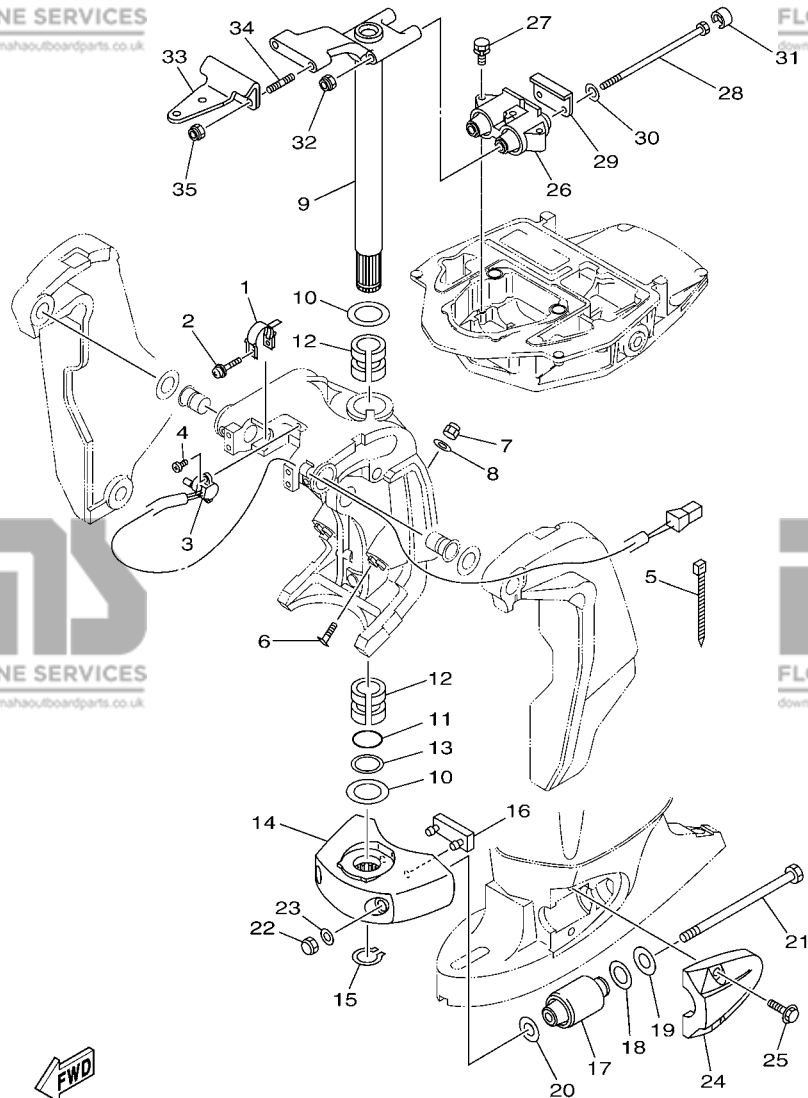


68V9110-J200

**FIG. 20 BRACKET 2**

**SUPPORT 2**

REF. NO.	PART NO. N° PIECES	DESCRIPTION DESCRIPTION	68VA	68VA	REMARKS REMARQUES
1	64E-43139-10	CAM, TRIM SENDER VILEBREQUIN TRUM	1	1	
2	90159-05059	SCREW, WITH WASHER VIS, AVEC RONDELLE	1	1	
3	67H-83672-01	TRIM SENDER INCLINER RACCORD	1	1	
4	97885-06016	SCREW, PAN HEAD VIS, A ENCOCHE	2	2	
5	90465-11M10	CLAMP BRIDE	3	3	
6	63P-43376-00	BOLT, THRUST RECEIVER BOULON	2	2	
7	95780-10300	NUT, FLANGE ECROU	2	2	
8	92995-10600	WASHER RONDELLE	2	2	
9	68V-42510-11-8D 68V-42510-31-8D	STEERING BRACKET ASSY DIRECTION SUPPORT (ENS.) STEERING BRACKET ASSY DIRECTION SUPPORT (ENS.)	1	1	L(20.3") L(20.3") X(25.3") X(25.3")
10	90201-38M60	WASHER, PLATE RONDELLE, PLATE	2	2	
11	93210-37MH7	O-RING JOINT TORIQUE	1	1	
12	90386-38M32	BUSH DOUILLE	2	2	
13	90202-40M47	WASHER, PLATE RONDELLE, PLATE	1	1	
14	68V-44551-00-8D	HOUSING, LOWER MOUNT RUBBER 1 BOITIER, SILENT-BLOC INFERIEUR	1	1	
15	93410-37M04	CIRCLIP CLIPS	1	1	
16	61A-44575-00	DAMPER, LOWER MOUNT RUBBER SILENT-BLOC, INFERIEUR	1	1	
17	61A-44555-01-94	MOUNT DAMPER, LOWER SIDE SILENT-BLOC, INFERIEUR LATERAL	2	2	
18	90202-32M19	WASHER, PLATE RONDELLE, PLATE	2	2	
19	90201-16M55	WASHER, PLATE RONDELLE, PLATE	2	2	
20	90201-15M58	WASHER, PLATE RONDELLE, PLATE	2	2	
21	90109-14007	BOLT BOULON	2	2	
22	95380-14600	NUT ECROU	2	2	
23	92995-14600	WASHER RONDELLE	2	2	
24	68V-44553-00-8D	COVER, LOWER MOUNT COUVERCLE, SUSPENSION INFERIEUR	2	2	
25	90119-10049	BOLT, WITH WASHER BOULON, AVEC RONDELLE	4	4	
26	67F-44514-01	MOUNT DAMPER, UPPER SIDE SILENT-BLOC, SUPERIEUR LATERAL	1	1	



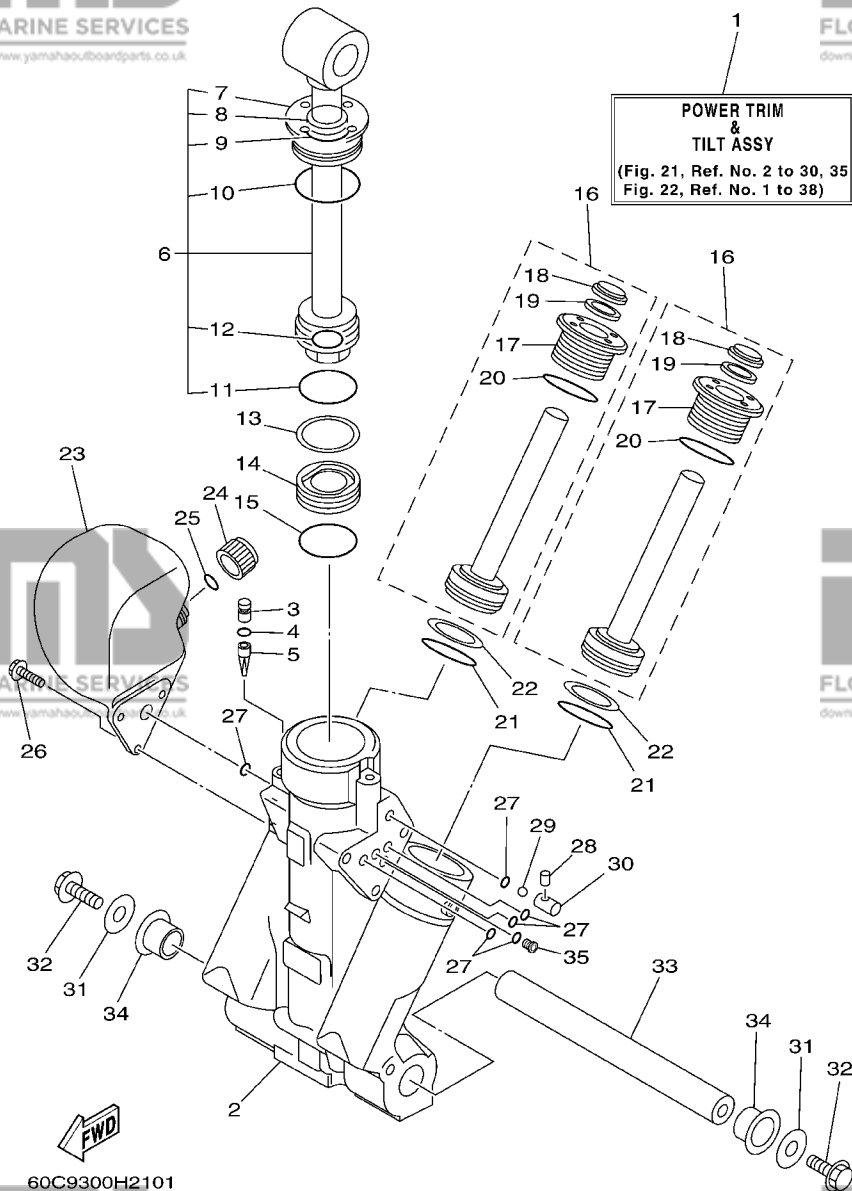
**FWD**  
68V9110-J200

**FIG. 20 BRACKET 2**

**SUPPORT 2**

REF. NO.	PART NO. N° PIECES	DESCRIPTION DESCRIPTION	68VA	68VA	REMARKS REMARQUES
27	90119-08091	BOLT, WITH WASHER BOULON, AVEC RONDELLE	3	3	
28	90109-12007	BOLT BOULON	2	2	
29	67F-44526-00	PLATE PLAQUE	1	1	
30	90201-12M09	WASHER, PLATE RONDELLE, PLATE	2	2	
31	67F-44533-00	DAMPER, UPPER MOUNT RUBBER COUVERCLE, SUSPENSION INFERIEU	2	2	
32	90185-12M12	NUT, SELF-LOCKING ECROU,AUTO-BLOQUANT	2	2	
33	68V-48511-10	HOOK, STEERING ATTACHE, DIRECTION	1	1	
34	90116-10175	BOLT, STUD GOIJON	2	2	
35	90185-10051	NUT, SELF-LOCKING ECROU,AUTO-BLOQUANT	2	2	

**FIG. 21 POWER TRIM & TILT ASSY 1 PUISSANCE PARER ET INCLINER 1**



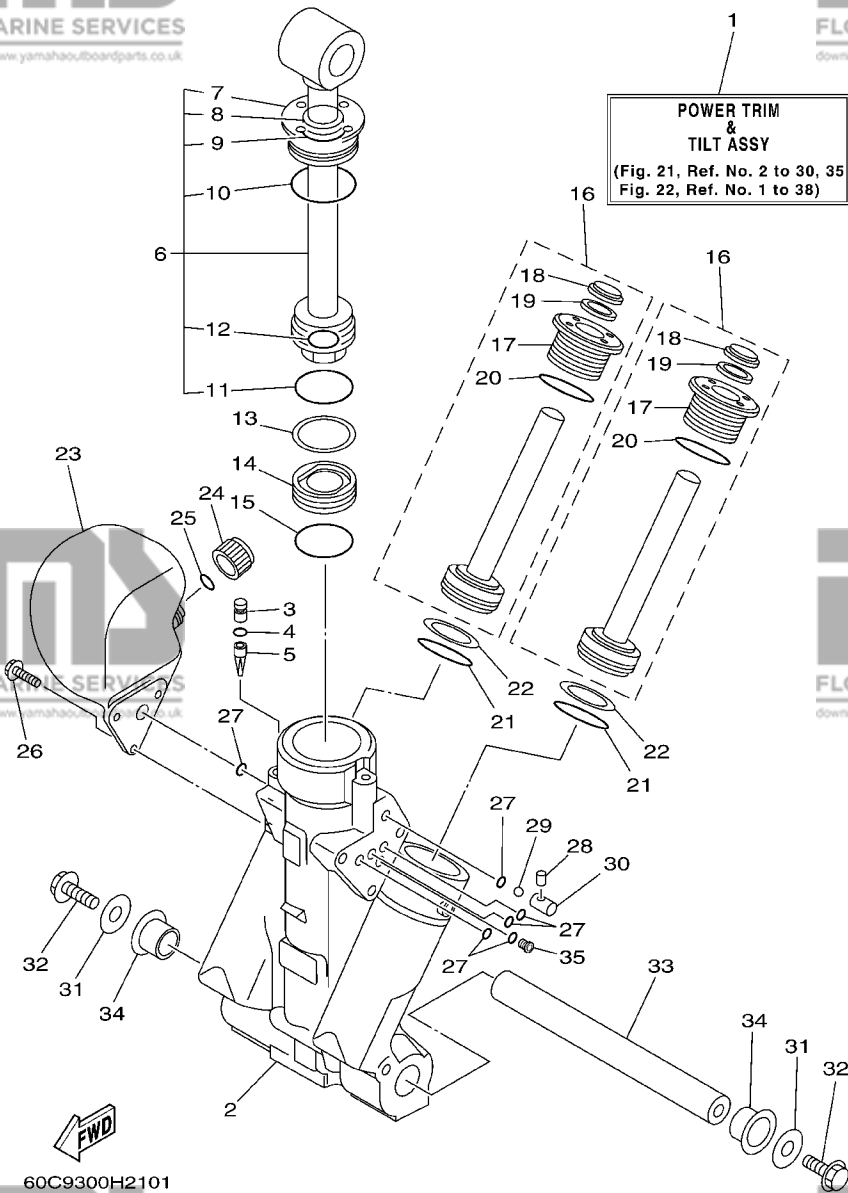
60C9300H2101

REF. NO.	PART NO. N° PIECES	DESCRIPTION DESCRIPTION	68VA	68VA	REMARKS REMARQUES
1	68V-43800-04	POWER TRIM & TILT ASSY PUISSANCE PARER ET INCLINER (E	1	1	
2	64E-43825-03	HOUSING, TRIM & TILT CARTER	1	1	
3	6AW-4388J-00	PLUG 2 BOUCHON 2	1	1	
4	93210-10M74	O-RING JOINT TORIQUE	1	1	
5	64E-43817-00	FILTER 2 FILTRE 2	1	1	
6	64E-43810-02	TILT PISTON SUB ASSY INCLINER PISTON AUXILIAIRE(ENS	1	1	
7	64E-43811-02	.SCREW, CYLINDER END .VIS, CYLINDRE RACCORD	1	1	
8	64E-43898-00	.SEAL, DUST 2 .JOINT ANTI-PUSSIERE	1	1	
9	64E-43867-00	.O-RING .JOINT TORIQUE	1	1	
10	64E-43866-00	.O-RING .JOINT TORIQUE	1	1	
11	6E5-43862-00	.O-RING .JOINT TORIQUE	1	1	
12	64E-43883-00	.O-RING .JOINT TORIQUE	1	1	
13	6E5-43872-00	RING, BACK UP RESSORT	1	1	
14	6E5-43814-02	PISTON, FREE PISTON	1	1	
15	6E5-43862-00	O-RING JOINT TORIQUE	1	1	
16	64E-43820-02	TRIM PISTON SUB ASSY PARER PISTON AUXILIAIRE (ENS.)	2	2	
17	64E-43821-02	.SCREW, TRIM CYLINDER END .VIS	1	1	
18	64E-43822-00	.SEAL, TRIM DUST .JOINT	1	1	
19	64E-4384J-00	.SEAL, TRIM DOWN .JOINT	1	1	
20	6G5-43864-00	.O-RING .JOINT TORIQUE	1	1	
21	6E5-43864-00	O-RING JOINT TORIQUE	2	2	
22	6E5-43874-01	RING, BACK UP RESSORT	2	2	
23	64E-43828-01	BODY, RESERVOIR CORPS	1	1	
24	64E-43829-01	PLUG, RESERVOIR BOUCHON	1	1	
25	64E-43897-00	O-RING JOINT TORIQUE	1	1	
26	64E-4388E-01	BOLT ,SCREW (L:14MM) VIS (L:14MM)	3	3	
27	64E-43869-00	O-RING JOINT TORIQUE	6	6	

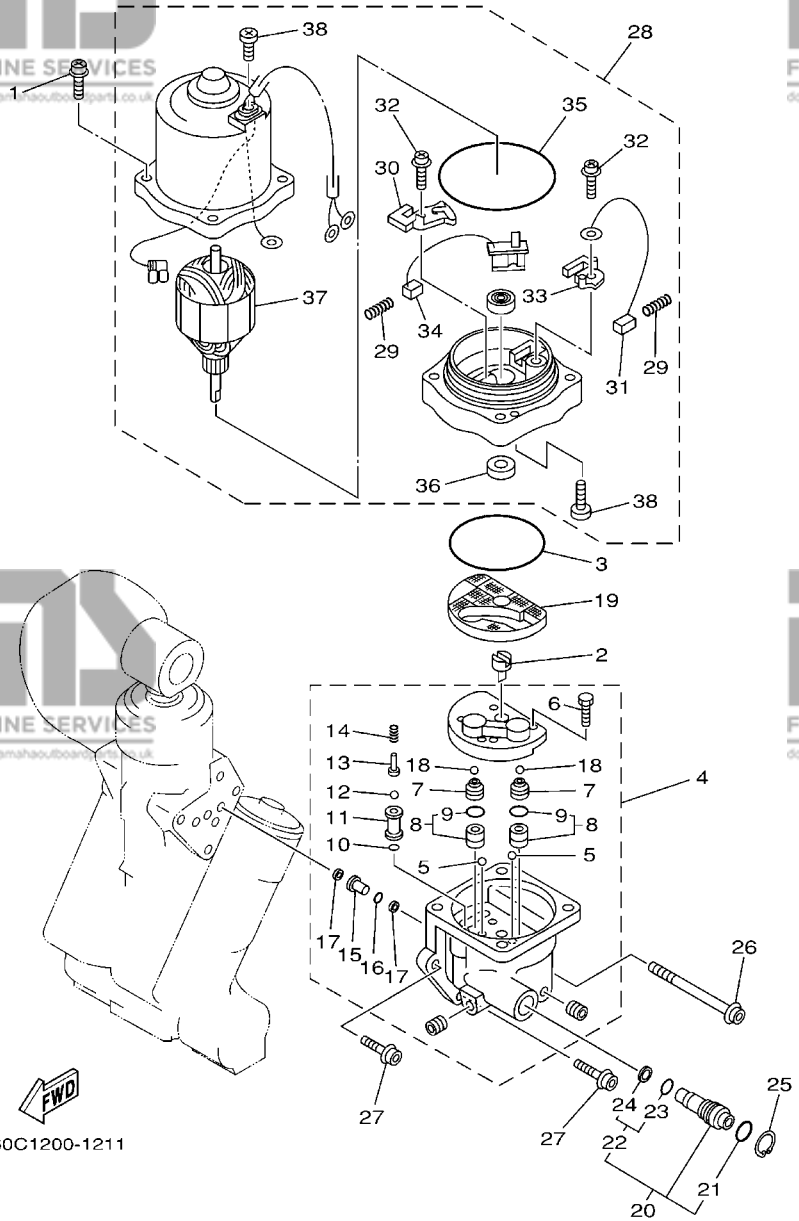
**FIG. 21 POWER TRIM & TILT ASSY 1**

**PUISSANCE PARER ET INCLINER 1**

REF. NO.	PART NO. N° PIECES	DESCRIPTION DESCRIPTION	68VA	68VA	REMARKS REMARQUES
28	64E-4381G-00	PIN COUPELL	1	1	
29	6E5-43858-00	BALL BILLE	1	1	
30	64E-4382G-00	VALVE, SEAT JEU DE POINTEAUX	1	1	
31	90201-10060	WASHER, PLATE RONDELLE, PLATE	2	2	
32	97575-10530	BOLT, WITH WASHER VIS HEXAGONAL AVC RONDELLE	2	2	
33	6BC-43818-00	PIN, LOWER SHOCK MOUNT AXE, INFÉRIEUR AMORTISSEUR	1	1	
34	90386-22M98	BUSH DOUILLE	2	2	
35	64E-4384N-00	PLUG, ORIFICE TAPON DE ORIFICIO	1	1	



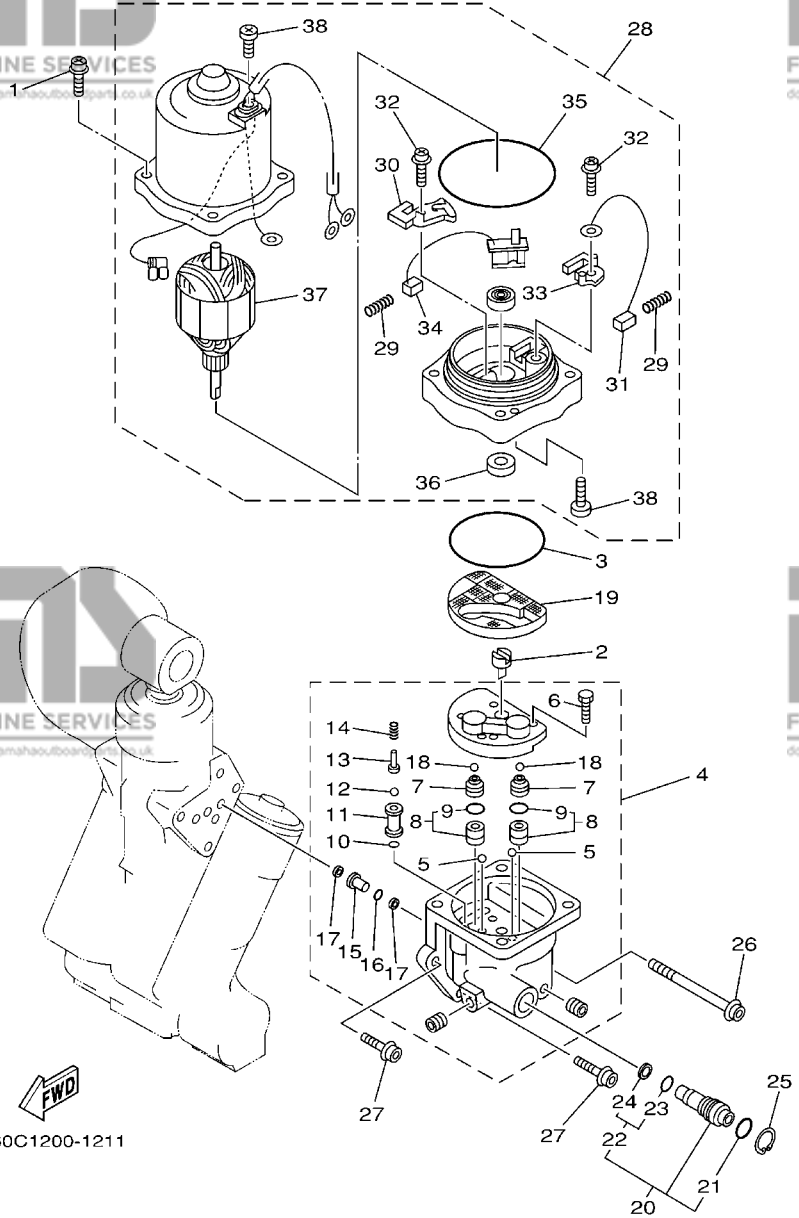
60C9300H2101



**FIG. 22 POWER TRIM & TILT ASSY 2**

**PUISSANCE PARER ET INCLINER 2**

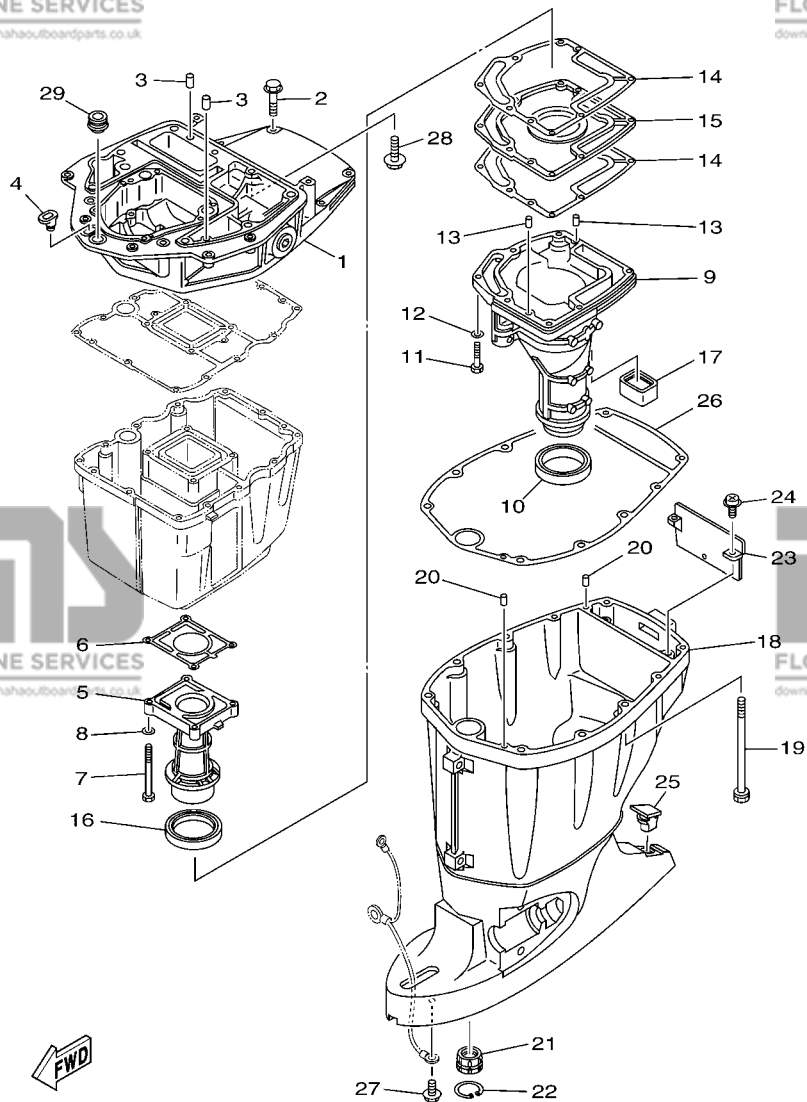
REF. NO.	PART NO. N° PIECES	DESCRIPTION DESCRIPTION	68VA	68VA	REMARKS REMARQUES
1	64E-4388E-11	BOLT ,SCREW (L:34.7MM) VIS (L:34.7MM)	4	4	
2	64E-43831-00	CONNECTOR, SHAFT RACCORD	1	1	
3	64E-43868-00	O-RING JOINT TORIQUE	1	1	
4	68V-43830-01	GEAR PUMP ASSY POMPE A PIGNON (ENS.)	1	1	
5	72X-43858-00	.BALL .BILLE	2	2	
6	64E-43843-00	.SCREW, VALVE LOCK .VIS	4	4	
7	6AW-43841-00	.PISTON, SHUTTLE .PISTON	2	2	
8	64E-43802-00	.VALVE SUB ASSY .CLAPET AUXILIAIRE (ENS.)	2	2	
9	6E5-43896-00	..O-RING ..JOINT TORIQUE	1	1	
10	6G5-43863-00	O-RING JOINT TORIQUE	1	1	
11	66Y-43851-00	.SEAT, RELIEF VALVE .SIEGE	1	1	
12	64E-43858-00	.BALL .BILLE	1	1	
13	64E-43859-00	.PIN, VALVE SUPPORT .GOUPILLE	1	1	
14	68V-43855-00	.SPRING, UP RELIEF .RESSORT	1	1	
15	64E-43850-00	.VALVE SUB ASSY .CLAPET AUXILIAIRE (ENS.)	1	1	
16	64E-43865-00	.O-RING JOINT TORIQUE	1	1	
17	64E-43816-00	.FILTER 1 .FILTRE 1	2	2	
18	6AW-43858-00	.BALL .BILLE	2	2	
19	64E-43817-11	FILTER 2 FILTRE 2	1	1	
20	64E-43860-01	MANUAL VALVE SUB-ASSY SOUPAPE, MANUEL (ENS.)	1	1	
21	72X-85075-L0	.O-RING JOINT TORIQUE	1	1	
22	64E-43827-00	.RING SET .BILLE	1	1	
23	64E-4387A-00	..O-RING ..JOINT TORIQUE	1	1	
24	64E-43873-00	..RING, BACK UP ..RESSORT	1	1	
25	6AW-43875-00	RING, SNAP RESSORT	1	1	
26	64E-43879-11	SCREW, WITH WASHER VIS, AVEC RONDELLE	1	1	
27	64E-43879-01	SCREW, WITH WASHER VIS, AVEC RONDELLE	2	2	



**FIG. 22 POWER TRIM & TILT ASSY 2**

**PUISSANCE PARER ET INCLINER 2**

REF. NO.	PART NO. N° PIECES	DESCRIPTION DESCRIPTION	68VA	68VA	REMARKS REMARQUES
28	68V-43880-03	MOTOR ASSY MOTEUR (ENS.)	1	1	
29	6H1-4386K-10	.SPRING, BRUSH .RESSORT, BALAI	2	2	
30	64E-4380J-00	.HOLDER, BRUSH .PORTE-BALAI	1	1	
31	64E-43891-00	.BRUSH 1 .BALAI 1	1	1	
32	97607-04310	.SCREW, WITH WASHER .VIS HEXAGONAL	2	2	
33	64E-4380F-00	.HOLDER, BRUSH 2 .PORTE-BALAI 2	1	1	
34	64E-43892-00	.BRUSH 2 .BALAI 2	1	1	
35	6G5-43865-00	.O-RING .JOINT TORIQUE	1	1	
36	93102-08M43	.OIL SEAL .JOINT SPY	1	1	
37	64E-43805-00	.ARMATURE ASSY .INDUIT (ENS.)	1	1	
38	64E-43843-10	.SCREW, VALVE LOCK .VIS	3	3	

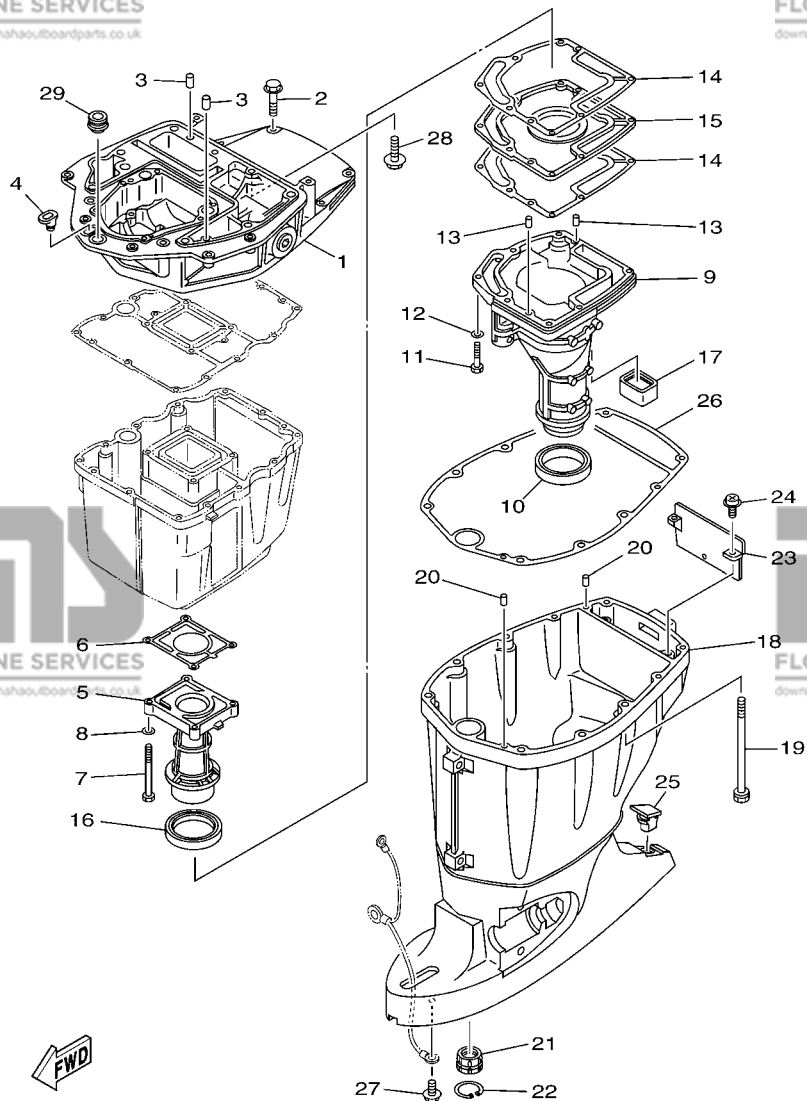


68VA110-K230

**FIG. 23 UPPER CASING**

**FOURREAU**

REF. NO.	PART NO. N° PIECES	DESCRIPTION DESCRIPTION	68VA	68VA	REMARKS REMARQUES
1	67F-41137-02-CA	GUIDE, EXHAUST COLLECTEUR D'ÉCHAPPEMENT	1	1	
2	97575-08540	BOLT, WITH WASHER VIS HEXAGONAL AVEC RONDELLE	4	4	
3	93608-16M16	PIN, DOWEL AXE	2	2	
4	6G1-42727-00	GROMMET PASSE-FIL	1	1	
5	67F-41131-01-CA	MANIFOLD, EXT. 1 PIPE D'ÉCHAPPEMENT	1	1	
6	67F-41133-A1	GASKET, EXHAUST MANIFOLD 1 JOINT, PIPE D'ÉCHAPPEMENT	1	1	
7	97075-06070	BOLT BOULON	4	4	
8	92995-06600	WASHER RONDELLE	4	4	
9	68V-14711-10-CA	MUFFLER 1 POT D'ÉCHAPPEMENT 1	1	1	L(20.3") L(20.3")
	68V-14711-30-CA	MUFFLER 1 POT D'ÉCHAPPEMENT 1	1	1	X(25.3") X(25.3")
10	68V-45123-00	GASKET, MUFFLER JOINT, POT DE DÉTENTE	1	1	
11	97075-06030	BOLT BOULON	7	7	
12	92995-06600	WASHER RONDELLE	7	7	
13	93606-19M23	PIN, DOWEL GOUPILLE	2	2	
14	67F-41134-A0	GASKET, EXHAUST MANIFOLD JOINT, PIPE D'ÉCHAPPEMENT	2	2	
15	67F-45181-00-CA	PLATE PLAQUETTE	1	1	
16	67F-41138-00	SEAL, EXT. 1 JOINT DE GROUPE 1	1	1	
17	67F-45127-00	SEAL JOINT	1	1	
18	68V-45111-11-8D	CASING, UPPER FOURREAU	1	1	L(20.3") L(20.3")
	68V-45111-31-8D	CASING, UPPER FOURREAU	1	1	X(25.3") X(25.3")
19	90119-10M08	BOLT, WITH WASHER BOULON, AVEC RONDELLE	6	6	
20	93608-16M16	PIN, DOWEL AXE	2	2	
21	6E5-45318-00	BUSHING, DRIVE SHAFT DOUILLE, ARBRE MOTEUR	1	1	
22	93420-36M01	CIRCLIP CIRCLIP, TYPE S	1	1	
23	67F-45151-00	COVER, UPPER CASING CAPUCHON, FOURREAU	1	1	
24	97980-06216	SCREW, WITH WASHER VIS, AVEC RONDELLE	2	2	
25	6C5-45155-00	CAP CAPUCHON	1	1	

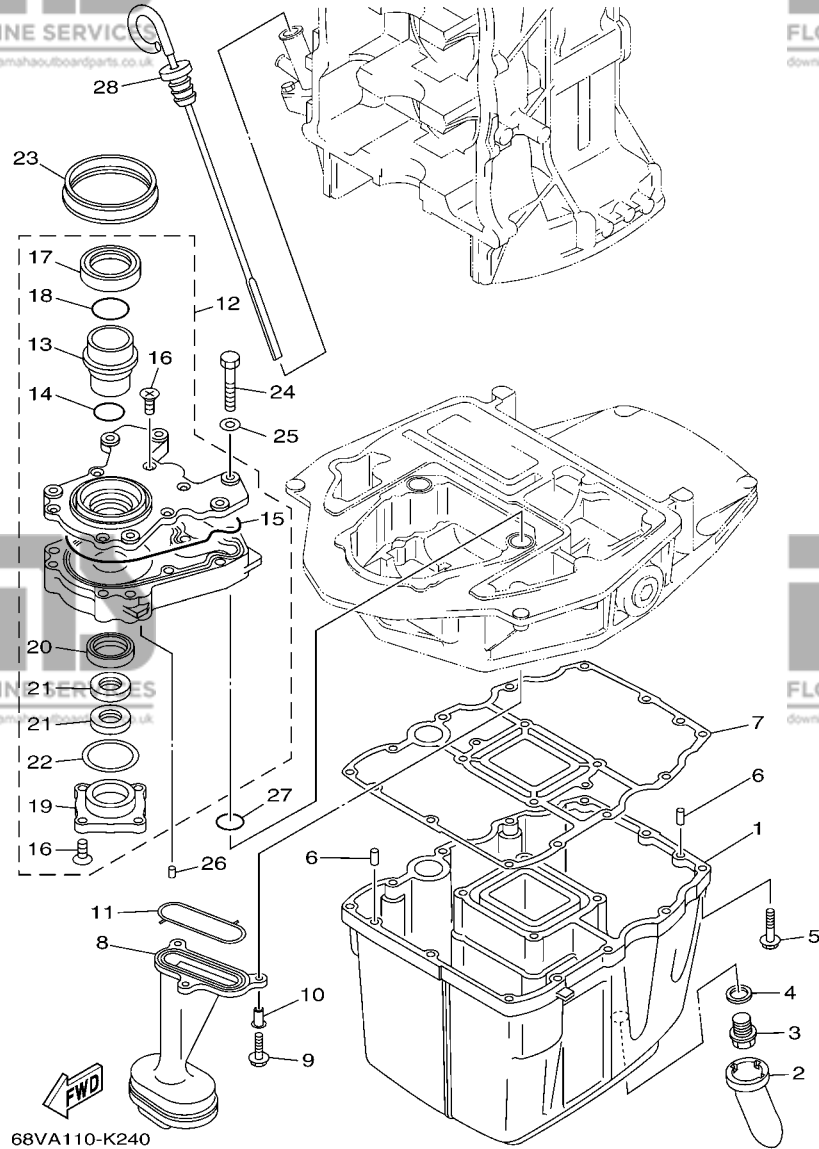


**FIG. 23 UPPER CASING**

**FOURREAU**

REF. NO.	PART NO. N° PIECES	DESCRIPTION DESCRIPTION	68VA	68VA	REMARKS REMARQUES
26	67F-45113-00	GASKET, UPPER CASING JOINT, TUBE D'ARBRE	1	1	
27	95895-06010	BOLT, FLANGE BOULON	1	1	
28	90119-08M58	BOLT, WITH WASHER BOULON, AVEC RONDELLE	2	2	
29	67F-42724-00	GROMMET PASSE-FIL	1	1	





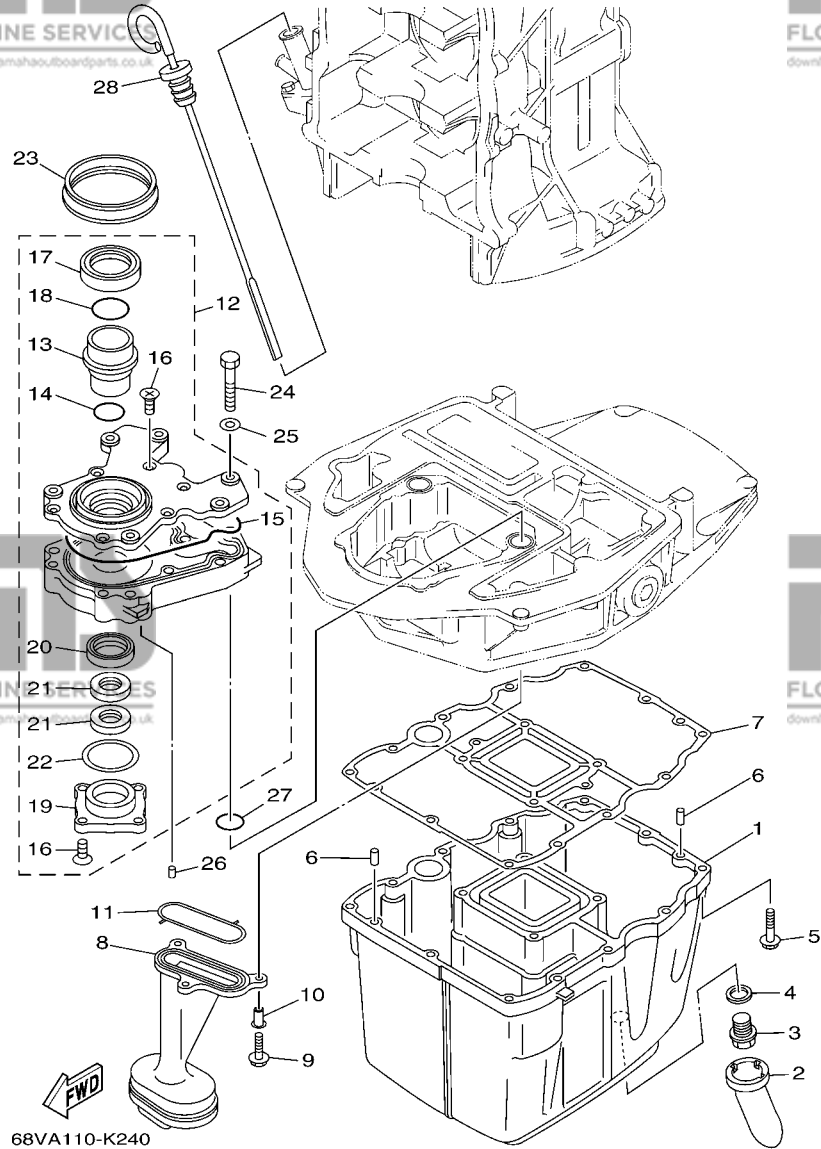
**FIG. 24 OIL PAN**

**VENTILATEUR D'HUILE**

REF. NO.	PART NO. N° PIECES	DESCRIPTION DESCRIPTION	68VA	68VA	REMARKS REMARQUES
1	68V-15311-00-CA	OIL PAN VENTILATEUR D'HUILE	1	1	
2	63P-15316-00	DAMPER 1 AMORTISSEUR 1	1	1	
3	90340-14M06	PLUG, STRAIGHT SCREW PLOT, FILETE DROIT	1	1	
4	90430-14M09	GASKET JOINT	1	1	
5	97575-06525	BOLT, WITH WASHER VIS HEXAGONAL AVC RONDELLE	12	12	
6	93606-12019	PIN, DOWEL GOUPILLE	2	2	
7	68V-15312-00	GASKET, OIL PAN JOINT DE VENTILATEUR D'HUILE	1	1	
8	67F-13411-00	STRAINER, OIL FILTRE, HUILE	1	1	
9	95812-06025	BOLT, FLANGE BOULON	3	3	
10	90387-06263	COLLAR COLLERETTE	3	3	
11	67F-13415-00	SEAL, OIL STRAINER JOINT, FILTRE A HUILE	1	1	
12	67F-13300-10	OIL PUMP ASSY POMPE A HUILE COMPLETE	1	1	
13	67F-13314-02	.SHAFT, PUMP .AXE DE POMPE	1	1	
14	67F-13473-01	.O-RING .JOINT TORIQUE	1	1	
15	67F-13329-00	.GASKET, PUMP COVER .JOINT, COUVERCLE DE POMPE	1	1	
16	67F-13495-00	.SCREW .VIS	10	10	
17	67F-13119-01	.OIL SEAL JOINT SPY	1	1	
18	67F-13769-00	.O-RING JOINT TORIQUE	1	1	
19	67F-13914-00	.HOUSING, PUMP .CORPS, POMPE	1	1	
20	67F-13631-03	.OIL SEAL JOINT SPY	1	1	
21	67F-13149-00	.OIL SEAL JOINT SPY	2	2	
22	67F-13339-00	.GASKET, PUMP COVER .BAINT, COUVERCLE DE POME	1	1	
23	67F-13338-00	SEAL JOINT	1	1	
24	97095-06045	BOLT BOULON	6	6	
25	92995-06600	WASHER RONDELLE	6	6	
26	93604-12M07	PIN, DOWEL CLAVETTE	2	2	
27	93210-19MJ1	O-RING JOINT TORIQUE	2	2	

FIG. 24 OIL PAN

REF. NO.	PART NO. N° PIECES	DESCRIPTION DESCRIPTION	68VA	68VA	REMARKS REMARQUES
28	6D8-15362-00	PLUG, OIL LEVEL PLOT, NIVEAU D'HUILE	1	1	



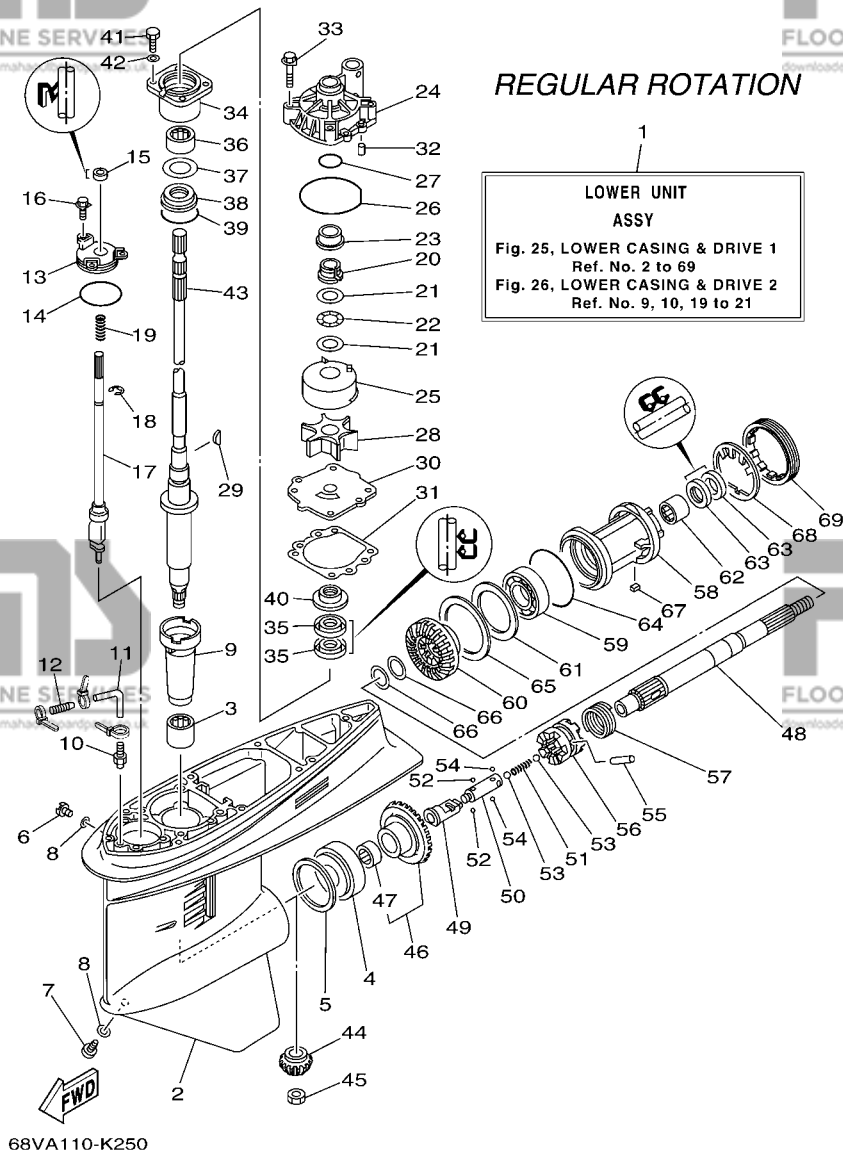
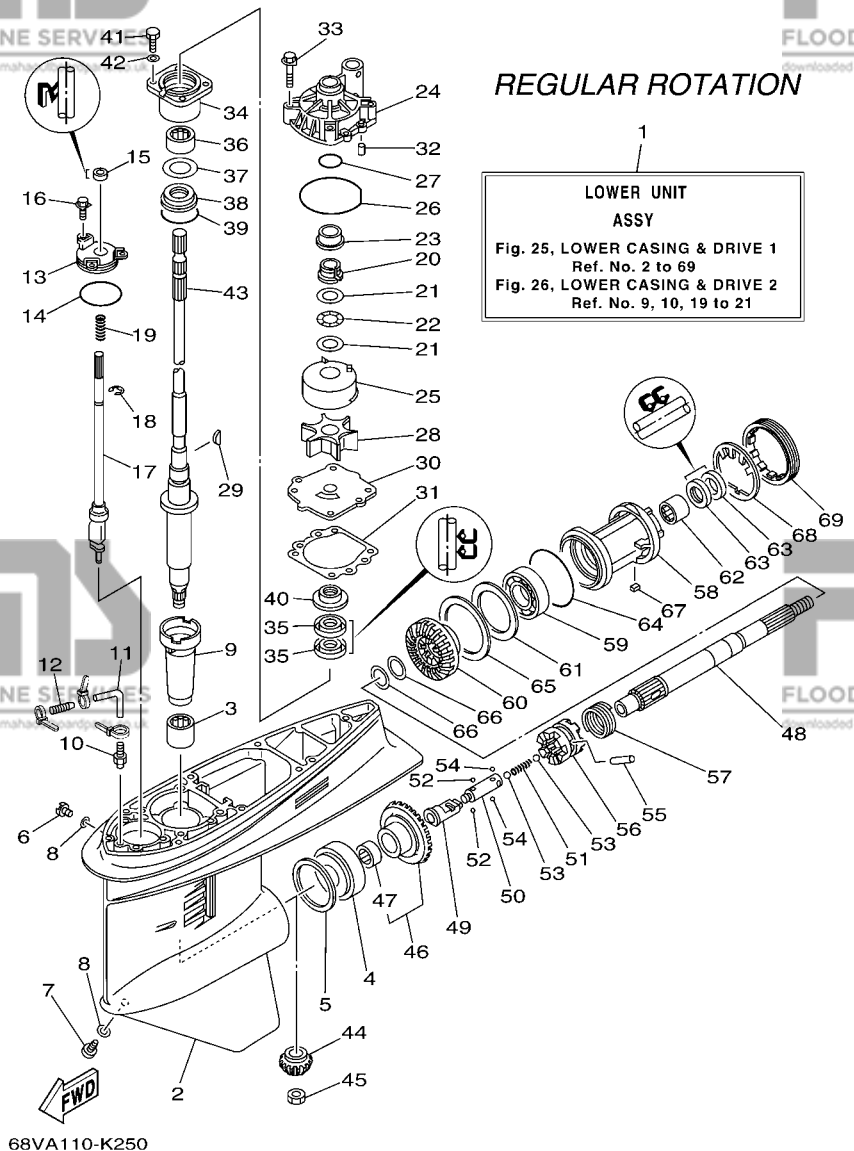


FIG. 25 LOWER CASING & DRIVE 1 BOITIER D'HELICE TRANSMISSION1

REF. NO.	PART NO. N° PIECES	DESCRIPTION DESCRIPTION	68VA	68VA	REMARKS REMARQUES
1	68V-45300-12-8D	LOWER UNIT ASSY UNITE INFERIEURE (ENS.)	1		L(20.3"),RH L(20.3"),RH
	68V-45300-32-8D	LOWER UNIT ASSY UNITE INFERIEURE (ENS.)	1		X(25.3"),RH X(25.3"),RH
2	6E5-45301-05-8D	CASING, LOWER BEQUILLE	1		
3	93315-628U9	BEARING ROULEMENT	1		
4	93332-000U7	BEARING ROULEMENT	1		
5	6E5-45567-01	SHIM (T:0.10MM) CALE (T:0.10MM)	1		UR UR
	6E5-45567-10	SHIM (T:0.12MM) CALE (T:0.12MM)	1		UR UR
	6E5-45567-20	SHIM (T:0.15MM) CALE (T:0.15MM)	1		UR UR
	6E5-45567-30	SHIM (T:0.18MM) CALE (T:0.18MM)	1		UR UR
	6E5-45567-40	SHIM (T:0.30MM) CALE (T:0.30MM)	1		UR UR
	6E5-45567-50	SHIM (T:0.40MM) CALE (T:0.40MM)	1		UR UR
	6E5-45567-60	SHIM (T:0.50MM) CALE (T:0.50MM)	1		UR UR
6	90340-08002	PLUG, STRAIGHT SCREW PLOT, FILET DROIT	1		
7	688-45341-10	PLUG, DRAIN BOUCHON DE VIDANGE	1		
8	90430-08020	GASKET JOINT	2		
9	6E5-45536-00	SLEEVE, DRIVE SHAFT MANCHON, ARBRE MOTEUR	1		
10	6E5-45378-00	NIPPLE, HOSE RACCORD, TUYAU	1		
11	90445-07ME8	HOSE (L80) DURITE (L80)	1		L(20.3") L(20.3")
	90445-07ME9	HOSE (L120) DURITE (L120)	1		X(25.3") X(25.3")
12	6E5-83558-10	END, NIPPLE RACCORD DE NIPPLE	1		
13	6E5-45321-00	PLATE PLAQUETTE	1		
14	93210-58144	O-RING JOINT TORIQUE	1		
15	93106-09014	OIL SEAL JOINT SPY	1		
16	90119-06M10	BOLT, WITH WASHER BOULON, AVEC RONDELLE	3		
17	6L6-44150-01	SHIFT CAM ASSY CAME D'INVERSION	1		
18	99001-08600	CIRCLIP CIRCLIP	1		
19	90501-11M10	SPRING, COMPRESSION RESSORT, COMPRESSION	1		



68VA110-K250

FIG. 25 LOWER CASING & DRIVE 1 BOITIER D'HELICE TRANSMISSION1

REF. NO.	PART NO. N° PIECES	DESCRIPTION DESCRIPTION	68VA	68VA	REMARKS REMARQUES
20	61A-45538-00	SPACER 1 ENTRETOISE	1		
21	90201-22M01	WASHER, PLATE RONDELLE, PLATE	2		
22	90206-22M19	WASHER, WAVE RONDELLE, ONDULEE	1		
23	61A-45527-00	COLLAR, DRIVE SHAFT ENTRETOISE	1		
24	61A-44311-01	HOUSING, WATER PUMP CORPS, POMPE A EAU	1		
25	61A-44322-02	INSERT, CARTRIDGE CUVETTE	1		
26	93210-86M38	O-RING JOINT TORIQUE	1		
27	93210-37160	O-RING JOINT TORIQUE	1		
28	6E5-44352-01	IMPELLER TURBINE	1		
29	90280-04M05	KEY, WOODRUFF CLAVETTE, DEMI-LUNE	1		
30	68V-44323-00	OUTER PLATE, CARTRIDGE PLAQUE EXTERIEURE	1		
31	6E5-44315-A0	GASKET, WATER PUMP JOINT, POMPE A EAU	1		
32	93606-12019	PIN, DOWEL GOUPILLE	2		
33	90119-08M14	BOLT, WITH WASHER BOULON, AVEC RONDELLE	4		
34	6E5-45331-00-9S	HOUSING, BEARING FLASQUE, ROULEMENT	1		
35	93101-28M16	OIL SEAL JOINT SPY	2		
36	93317-330U2	BEARING ROULEMENT	1		
37	6E5-45587-01	SHIM (T:0.10MM) CALE (T:0.10MM)	1		UR
	6E5-45587-10	SHIM (T:0.12MM) CALE (T:0.12MM)	1		UR
	6E5-45587-20	SHIM (T:0.15MM) CALE (T:0.15MM)	1		UR
	6E5-45587-30	SHIM (T:0.18MM) CALE (T:0.18MM)	1		UR
	6E5-45587-40	SHIM (T:0.30MM) CALE (T:0.30MM)	1		UR
	6E5-45587-50	SHIM (T:0.40MM) CALE (T:0.40MM)	1		UR
	6E5-45587-60	SHIM (T:0.50MM) CALE (T:0.50MM)	1		UR
38	93341-930V2	BEARING CERVEAUX DE DIRECTION	1		
39	93210-55M14	O-RING JOINT TORIQUE	1		
40	6E5-45344-00	COVER, OIL SEAL FLASQUE, JOINT D'HUILE	1		

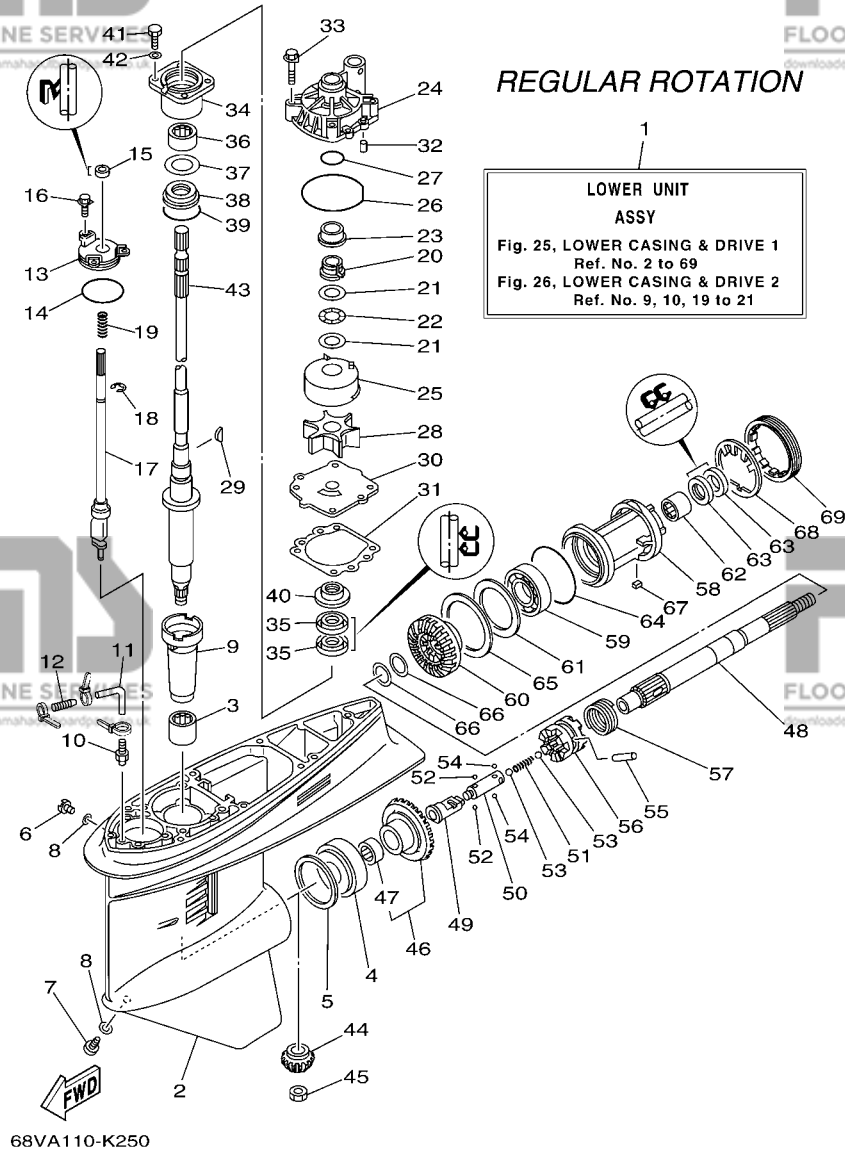


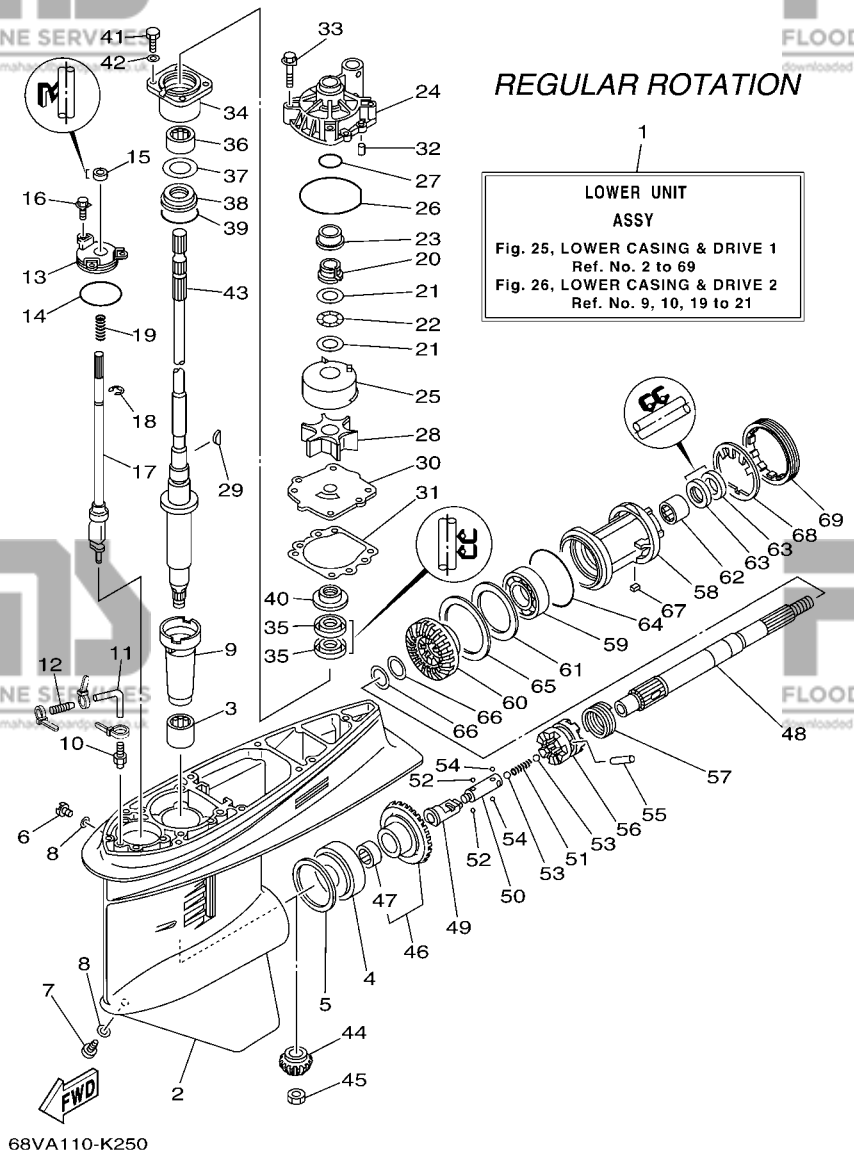
FIG. 25 LOWER CASING & DRIVE 1

BOITIER D'HELICE TRANSMISSION1

REF. NO.	PART NO. N° PIECES	DESCRIPTION DESCRIPTION	68VA	68VA	REMARKS REMARQUES
41	97095-08025	BOLT BOULON	4		
42	92995-08600	WASHER RONDELLE	4		
43	68V-45501-10	DRIVE SHAFT COMP. ARBRE MOTEUR COMP.	1		L(20.3") L(20.3")
	68V-45501-30	DRIVE SHAFT COMP. ARBRE MOTEUR COMP.	1		X(25.3") X(25.3")
44	68V-45551-00	PINION (13T) PIGNON D'ATTAQUE (13D)	1		
45	90170-16M01	NUT ECROU	1		
46	68V-45560-00	GEAR 1 (28T) PIGNON 1 (28T)	1		
47	93315-425U7	.BEARING .ROULEMENT	1		
48	6E5-45611-01	SHAFT, PROPELLER ARBRE, HELICE	1		
49	6K1-45641-01	SHIFTER EMBRAYAGE	1		
50	6E5-45634-01	SLIDE, SHIFT CONTRE-POUSSOIR	1		
51	90501-16M37	SPRING, COMPRESSION RESSORT, COMPRESSION	1		
52	93507-32009	BALL BILLE	2		
53	93511-32017	BALL BILLES	2		
54	93503-16003	BALL BILLES	2		
55	90250-08M07	PIN, STRAIGHT GOUPILLE, DROITE	1		
56	68V-45631-01	CLUTCH, DOG CRABOT	1		
57	6E5-45633-01	RING, CROSS PIN JONC, GOUPILLE CRABOT	1		
58	6E5-45332-00-CA	HOUSING, BEARING FLASQUE, ROULEMENT	1		
59	93306-208U0	BEARING ROULEMENT	1		
60	68V-45571-00	GEAR 2 (28T) PIGNON 2 (28T)	1		
61	6E5-45576-00	WASHER, THRUST 2 RONDELLE DE CALAGE 2	1		
62	93315-430U8	BEARING ROULEMENT	1		
63	93101-30M17	OIL SEAL JOINT SPY	2		
64	93210-86M39	O-RING JOINT TORIQUE	1		
65	6L6-45577-00	SHIM (T:0.10MM) CALE (T:0.10MM)	1		UR UR
	6L6-45577-10	SHIM (T:0.12MM) CALE (T:0.12MM)	1		UR UR

FIG. 25 LOWER CASING & DRIVE 1

BOITIER D'HELICE TRANSMISSION1

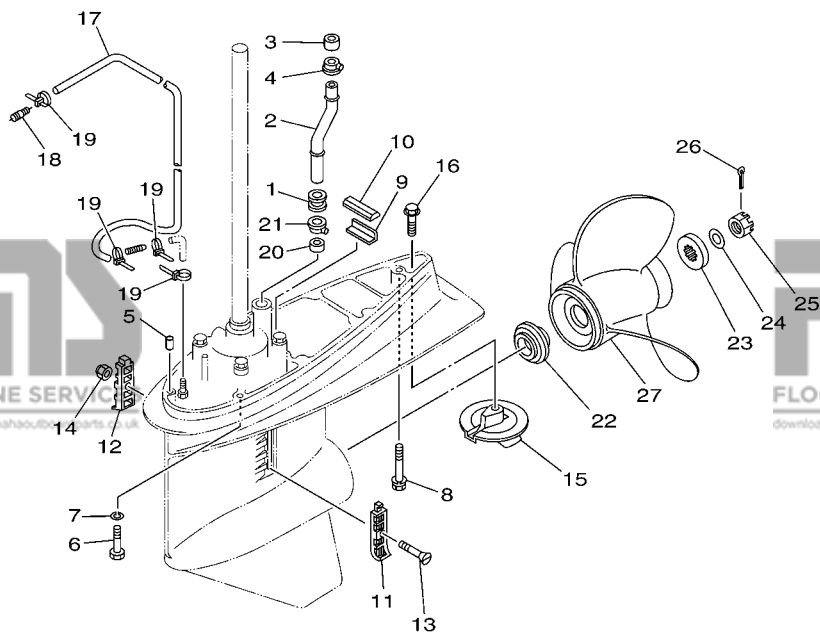


REF. NO.	PART NO. N° PIECES	DESCRIPTION DESCRIPTION	68VA	68VA	REMARKS REMARQUES
65	6L6-45577-20	SHIM (T:0.15MM) CALE (T:0.15MM)	1		UR UR
	6L6-45577-30	SHIM (T:0.18MM) CALE (T:0.18MM)	1		UR UR
	6L6-45577-40	SHIM (T:0.30MM) CALE (T:0.30MM)	1		UR UR
	6L6-45577-50	SHIM (T:0.40MM) CALE (T:0.40MM)	1		UR UR
	6L6-45577-60	SHIM (T:0.50MM) CALE (T:0.50MM)	1		UR UR
66	90201-30M92	WASHER, PLATE RONDELLE, PLATE	2		
67	90282-04010	KEY, STRAIGHT CLAVETTE, DROITE	1		
68	688-45383-02	WASHER, CLAW FREIN D'ECROU	1		
69	688-45384-02	NUT ECROU	1		

**FIG. 26 LOWER CASING & DRIVE 2**

**BOITIER D'HELICE TRANSMISSION2**

*REGULAR ROTATION*

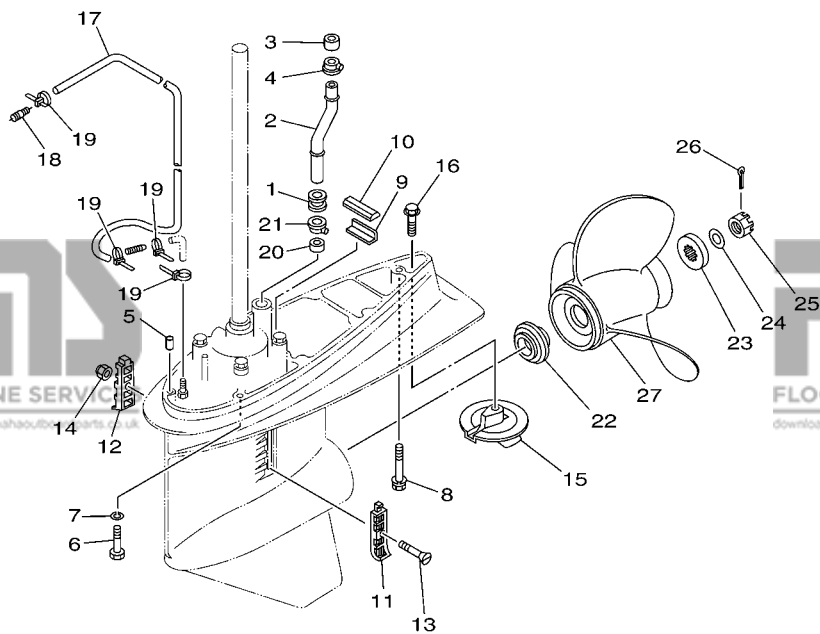


68VA110-K260

REF. NO.	PART NO. N° PIECES	DESCRIPTION DESCRIPTION	68VA	68VA	REMARKS REMARQUES
1	6E5-44366-00	DAMPER, WATER SEAL 2 JOINT, TUBE D'EAU 2	1		
2	68V-44361-11	TUBE, WATER 1 TUBE D'EAU 1	1		L(20.3") L(20.3")
	68V-44361-30	TUBE, WATER 1 TUBE D'EAU 1	1		X(25.3") X(25.3")
3	6E5-44365-00	DAMPER, WATER SEAL 1 JOINT, TUBE D'EAU 1	1		
4	6E5-44312-00	COVER, WATER PUMP HOUSING COUVERCLE	1		
5	93608-12M05	PIN, DOWEL AXE	2		
6	97075-10045	BOLT BOULON	6		
7	92995-10100	WASHER RONDELLE	6		
8	90119-10M89	BOLT, WITH WASHER BOULON, AVEC RONDELLE	1		
9	663-45376-00	GUIDE, SEAL DAMPER BUTEE, JOINT CAOUTCHOUC	1		
10	688-45375-00	DAMPER, SEAL BOURRELET, CAOUTCHOUC	1		
11	688-45214-02	COVER, WATER INLET 1 GRILLE, ENTREE D'EAU 1	1		
12	688-45215-02	COVER, WATER INLET 2 GRILLE, ENTREE D'EAU 2	1		
13	90152-05M07	SCREW, COUNTERSUNK VIS, TETE NOYEE	1		
14	90185-05002	NUT, NYLON ECROU, AUTO-BLOQUANT	1		
15	6E5-45371-01	TAB-TRIM ANODE DERIVE	1		
16	90105-10M00	BOLT, FLANGE BOULON	1		
17	90445-076K2	HOSE (L1550) DURITE (L1550)	1		
18	6E5-83558-00	END, NIPPLE RACCORD DE NIPPLE	1		
19	90465-11M10	CLAMP BRIDE	4		
20	6E5-44365-00	DAMPER, WATER SEAL 1 JOINT, TUBE D'EAU 1	1		
21	6E5-44312-00	COVER, WATER PUMP HOUSING COUVERCLE	1		
22	63P-45987-00	SPACER 1 ENTRETOISE 1	1		
23	688-45997-01	SPACER 2 ENTRETOISE 2	1		
24	92990-18200	WASHER RONDELLE, PLATE	1		
25	90171-18M04	NUT, CASTLE ECROU, CRENELE	1		
26	91490-40030	PIN, COTTER GOUPILLE	1		

**FIG. 26 LOWER CASING & DRIVE 2 BOITIER D'HELICE TRANSMISSION2**

*REGULAR ROTATION*



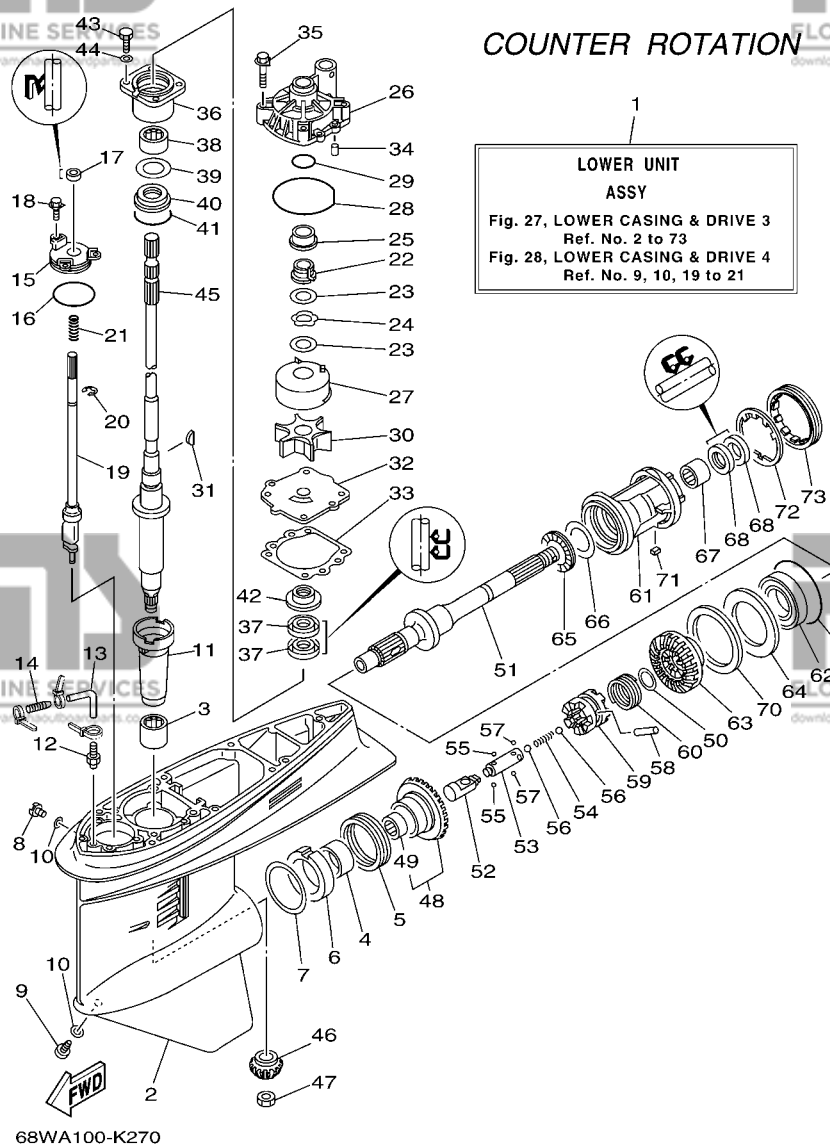
**FWD**  
68VA110-K260

REF. NO.	PART NO. N° PIECES	DESCRIPTION DESCRIPTION	68VA	68VA	REMARKS REMARQUES
27	6E5-45941-00-EL	PROPELLER (3X13"X19"-K) HELICE (3X13"X19"-K)	1		UR UR
	6E5-45943-00-EL	PROPELLER (3X12-5/8"X21"-K) HELICE (3X12-5/8"X21"-K)	1		UR UR
	6E5-45945-01-EL	PROPELLER (3X13-1/4"X17"-K) HELICE (3X13-1/4"X17"-K)	1		UR UR
	6E5-45947-00-EL	PROPELLER (3X13-1/2"X15"-K) HELICE (3X13-1/2"X15"-K)	1		UR UR
	6E5-45949-00-EL	PROPELLER (3X13-5/8"X13"-K) HELICE (3X13-5/8"X13"-K)	1		UR UR
	6E5-45952-00-EL	PROPELLER (3X13"X23"-K) HELICE (3X13"X23"-K)	1		UR UR
	6E5-45954-00-EL	PROPELLER (3X14"X11"-K) HELICE (3X14"X11"-K)	1		UR UR
	6E5-45956-00-EL	PROPELLER (3X13"X25"-K) HELICE (3X13"X25"-K)	1		UR UR
	688-45930-02-98	PROPELLER (3X13"X17"-K) HELICE (3X13"X17"-K)	1		UR UR
	688-45932-60-98	PROPELLER (3X13-1/2"X14"-K) HELICE (3X13-1/2"X14"-K)	1		UR UR
	688-45970-03-98	PROPELLER (3X13"X19"-K) HELICE (3X13"X19"-K)	1		UR UR
	688-45972-02-98	PROPELLER (3X13"X21"-K) HELICE (3X13"X21"-K)	1		UR UR
	688-45974-02-98	PROPELLER (3X13"X23"-K) HELICE (3X13"X23"-K)	1		UR UR
	688-45976-01-98	PROPELLER (3X13"X25"-K) HELICE (3X13"X25"-K)	1		UR UR
	688-45978-60-98	PROPELLER (3X13-1/2"X16"-K) HELICE (3X13-1/2"X16"-K)	1		UR UR
	68V-45941-00-EL	PROPELLER (3X13-1/2"X17"-K) HELICE (3X13-1/2"X17"-K)	1		UR UR
	68V-45943-00-EL	PROPELLER (3X13-1/2"X19"-K) HELICE (3X13-1/2"X19"-K)	1		UR UR
	62A-45970-10	PROPELLER (3X13-1/2"X21"-K) HELICE (3X13-1/2"X21"-K)	1		UR UR
	62A-45972-10	PROPELLER (3X13-1/2"X23"-K) HELICE (3X13-1/2"X23"-K)	1		UR UR
	62A-45974-10	PROPELLER (3X13-1/2"X19"-K) HELICE (3X13-1/2"X19"-K)	1		UR UR
	62A-45976-00	PROPELLER (3X13-1/2"X17"-K) HELICE (3X13-1/2"X17"-K)	1		UR UR



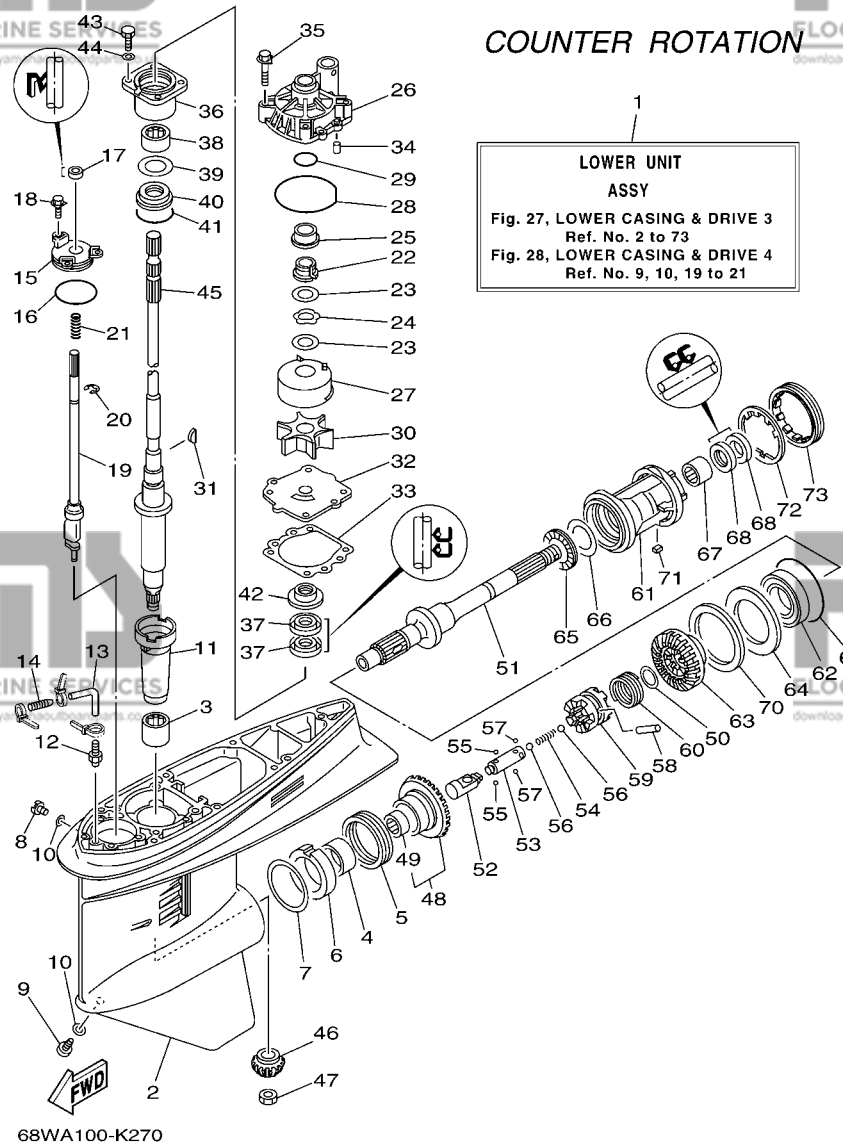
**FIG. 27 LOWER CASING & DRIVE 3**

**BOITIER D'HELICE TRANSMISSION3**



REF. NO.	PART NO. N° PIECES	DESCRIPTION DESCRIPTION	68VA	68VA	REMARKS REMARQUES
1	68W-45300-32-8D	LOWER UNIT ASSY UNITE INFERIEURE (ENS.)		1	X(25.3"),LH X(25.3"),LH
2	6E5-45301-05-8D	CASING, LOWER BEQUILLE		1	
3	93315-628U9	BEARING ROULEMENT		1	
4	93315-345W0	BEARING ROULEMENT		1	
5	93341-360U8	BEARING CERVEAUX DE DIRECTION		1	
6	6L6-45538-00	SPACER 1 ENTRETOISE		1	
7	6E5-45567-01	SHIM (T:0.10MM) CALE (T:0.10MM)		1	UR UR
	6E5-45567-10	SHIM (T:0.12MM) CALE (T:0.12MM)		1	UR UR
	6E5-45567-20	SHIM (T:0.15MM) CALE (T:0.15MM)		1	UR UR
	6E5-45567-30	SHIM (T:0.18MM) CALE (T:0.18MM)		1	UR UR
	6E5-45567-40	SHIM (T:0.30MM) CALE (T:0.30MM)		1	UR UR
	6E5-45567-50	SHIM (T:0.40MM) CALE (T:0.40MM)		1	UR UR
	6E5-45567-60	SHIM (T:0.50MM) CALE (T:0.50MM)		1	UR UR
8	90340-08002	PLUG, STRAIGHT SCREW PLOT, FILETE DROIT		1	
9	688-45341-10	PLUG, DRAIN BOUCHON DE VIDANGE		1	
10	90430-08020	GASKET JOINT		2	
11	6E5-45536-00	SLEEVE, DRIVE SHAFT MANCHON, ARBRE MOTEUR		1	
12	6E5-45378-00	NIPPLE, HOSE RACCORD, TUYAU		1	
13	90445-07ME9	HOSE (L120) DURITE (L120)		1	X(25.3") X(25.3")
14	6E5-83558-10	END, NIPPLE RACCORD DE NIPPLE		1	
15	6E5-45321-00	PLATE PLAQUETTE		1	
16	93210-58144	O-RING JOINT TORIQUE		1	
17	93106-09014	OIL SEAL JOINT SPY		1	
18	90119-06M10	BOLT, WITH WASHER BOULON, AVEC RONDELLE		3	
19	6E5-44150-02	SHIFT CAM ASSY CAME D'INVERSION		1	
20	99001-08600	CIRCLIP CIRCLIP		1	
21	90501-11M10	SPRING, COMPRESSION RESSORT, COMPRESSION		1	

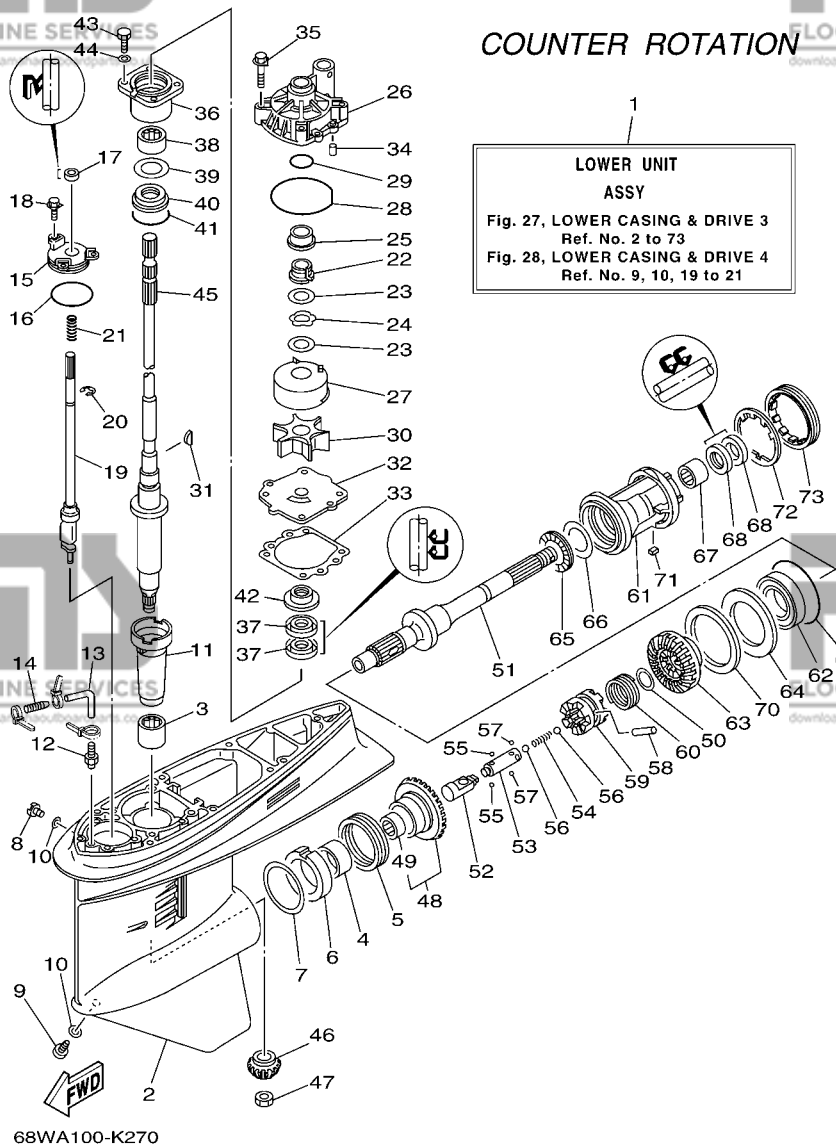
FIG. 27 LOWER CASING & DRIVE 3 BOITIER D'HELICE TRANSMISSION3



REF. NO.	PART NO. N° PIECES	DESCRIPTION DESCRIPTION	68VA	68VA	REMARKS REMARQUES
22	61A-45538-00	SPACER 1 ENTRETOISE		1	
23	90201-22M01	WASHER, PLATE RONDELLE, PLATE		2	
24	90206-22M19	WASHER, WAVE RONDELLE, ONDULEE		1	
25	61A-45527-00	COLLAR, DRIVE SHAFT ENTRETOISE		1	
26	61A-44311-01	HOUSING, WATER PUMP CORPS, POMPE A EAU		1	
27	61A-44322-02	INSERT, CARTRIDGE CUVETTE		1	
28	93210-86M38	O-RING JOINT TORIQUE		1	
29	93210-37160	O-RING JOINT TORIQUE		1	
30	6E5-44352-01	IMPELLER TURBINE		1	
31	90280-04M05	KEY, WOODRUFF CLAVETTE, DEMI-LUNE		1	
32	68V-44323-00	OUTER PLATE, CARTRIDGE PLAQUE EXTERIEURE		1	
33	6E5-44315-A0	GASKET, WATER PUMP JOINT, POMPE A EAU		1	
34	93606-12019	PIN, DOWEL GOUPILLE		2	
35	90119-08M14	BOLT, WITH WASHER BOULON, AVEC RONDELLE		4	
36	6E5-45331-00-9S	HOUSING, BEARING FLASQUE, ROULEMENT		1	
37	93101-28M16	OIL SEAL JOINT SPY		2	
38	93317-330U2	BEARING ROULEMENT		1	
39	6E5-45587-01	SHIM (T:0.10MM) CALE (T:0.10MM)		1	UR
	6E5-45587-10	SHIM (T:0.12MM) CALE (T:0.12MM)		1	UR
	6E5-45587-20	SHIM (T:0.15MM) CALE (T:0.15MM)		1	UR
	6E5-45587-30	SHIM (T:0.18MM) CALE (T:0.18MM)		1	UR
	6E5-45587-40	SHIM (T:0.30MM) CALE (T:0.30MM)		1	UR
	6E5-45587-50	SHIM (T:0.40MM) CALE (T:0.40MM)		1	UR
	6E5-45587-60	SHIM (T:0.50MM) CALE (T:0.50MM)		1	UR
40	93341-930V2	BEARING CERVEAUX DE DIRECTION		1	
41	93210-55M14	O-RING JOINT TORIQUE		1	
42	6E5-45344-00	COVER, OIL SEAL FLASQUE, JOINT D'HUILE		1	

**FIG. 27 LOWER CASING & DRIVE 3**

**BOITIER D'HELICE TRANSMISSION3**



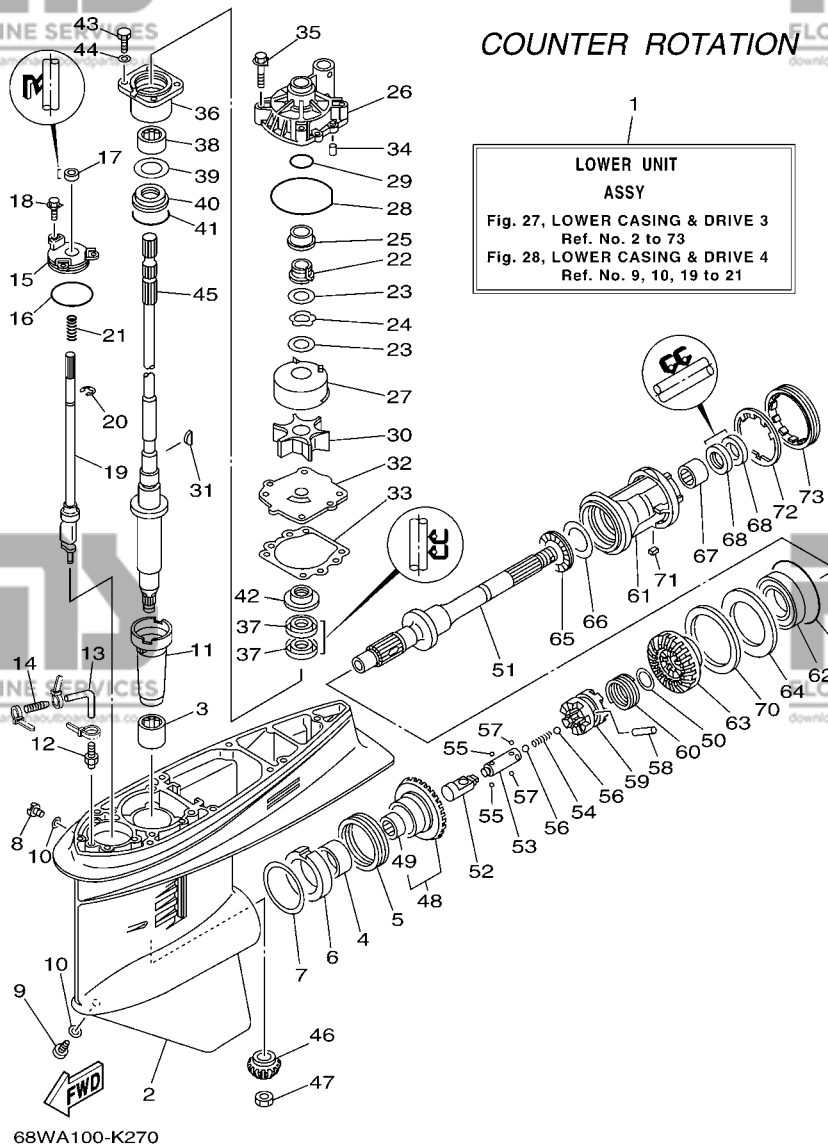
**COUNTER ROTATION**

**LOWER UNIT ASSY**  
Fig. 27, LOWER CASING & DRIVE 3  
Ref. No. 2 to 73  
Fig. 28, LOWER CASING & DRIVE 4  
Ref. No. 9, 10, 19 to 21

REF. NO.	PART NO. N° PIECES	DESCRIPTION DESCRIPTION	68VA	68WA	REMARKS REMARQUES
43	97095-08025	BOLT BOULON		4	
44	92995-08600	WASHER RONDELLE		4	
45	68V-45501-30	DRIVE SHAFT COMP. ARBRE MOTEUR COMP.		1	X(25.3") X(25.3")
46	68V-45551-00	PINION (13T) PIGNON D'ATTAQUE (13D)		1	
47	90170-16M01	NUT ECROU		1	
48	68W-45560-00	GEAR 1 (28T) PIGNON 1 (28T)		1	
49	93315-425U7	.BEARING .ROULEMENT		1	
50	90201-26M00	WASHER, PLATE RONDELLE, PLATE		1	
51	68W-45611-00	SHAFT, PROPELLER ARBRE, HELICE		1	
52	6E5-45641-03	SHIFTER EMBRAYAGE		1	
53	6E5-45634-01	SLIDE, SHIFT CONTRE-POUSSOIR		1	
54	90501-16M37	SPRING, COMPRESSION RESSORT, COMPRESSION		1	
55	93507-32009	BALL BILLE		2	
56	93511-32017	BALL BILLES		2	
57	93503-16003	BALL BILLES		2	
58	90250-08M07	PIN, STRAIGHT GOUPILLE, DROITE		1	
59	68V-45631-01	CLUTCH, DOG CRABOT		1	
60	6E5-45633-01	RING, CROSS PIN JONC, GOUPILLE CRABOT		1	
61	6L6-45332-00-CA	HOUSING, BEARING FLASQUE, ROULEMENT		1	
62	93332-000V7	BEARING ROULEMENT		1	
63	68W-45570-10	GEAR 2 (28T) PIGNON 2 (28T)		1	
64	6L6-45576-00	WASHER, THRUST 2 RONDELLE DE CALAGE 2		1	
65	93341-440U5	BEARING CERVEAUX DE DIRECTION		1	
66	6K1-45578-01	SHIM (T:0.10MM) CALE (T:0.10MM)		1	UR
	6K1-45578-10	SHIM (T:0.12MM) CALE (T:0.12MM)		1	UR
	6K1-45578-20	SHIM (T:0.15MM) CALE (T:0.15MM)		1	UR
	6K1-45578-30	SHIM (T:0.18MM) CALE (T:0.18MM)		1	UR

**FIG. 27 LOWER CASING & DRIVE 3**

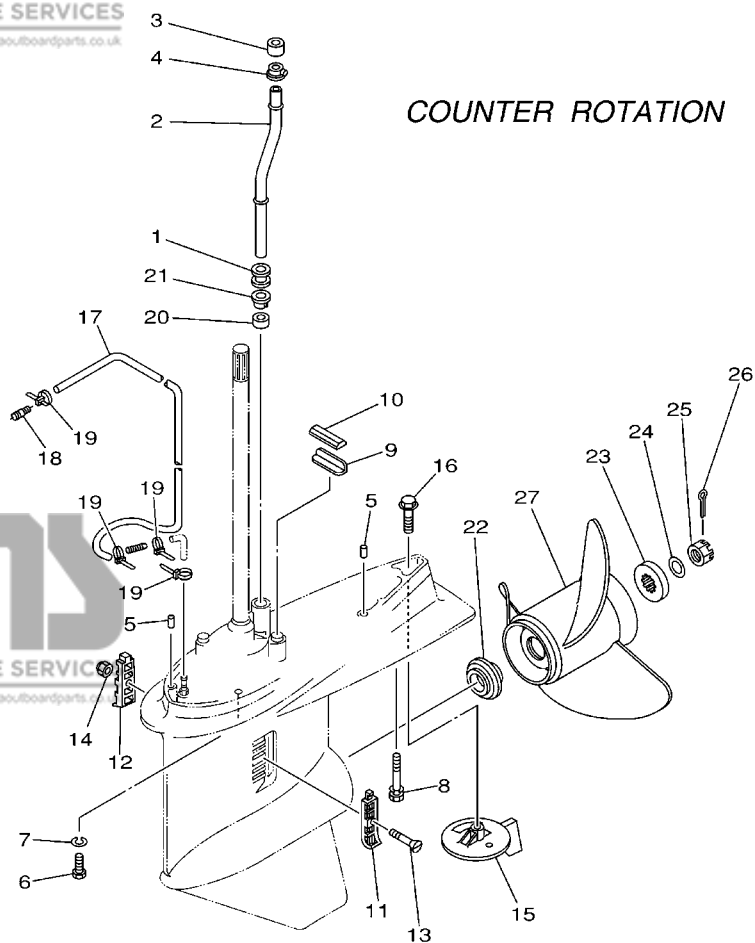
**BOITIER D'HELICE TRANSMISSION3**



**COUNTER ROTATION**

**LOWER UNIT ASSY**  
Fig. 27, LOWER CASING & DRIVE 3  
Ref. No. 2 to 73  
Fig. 28, LOWER CASING & DRIVE 4  
Ref. No. 9, 10, 19 to 21

REF. NO.	PART NO. N° PIECES	DESCRIPTION DESCRIPTION	68VA	68WA	REMARKS REMARQUES
66	6K1-45578-40	SHIM (T:0.30MM) CALE (T:0.30MM)		1	UR UR
	6K1-45578-50	SHIM (T:0.40MM) CALE (T:0.40MM)		1	UR UR
	6K1-45578-60	SHIM (T:0.50MM) CALE (T:0.50MM)		1	UR UR
67	93315-43061	BEARING ROULEMENT		1	
68	93101-30M17	OIL SEAL JOINT SPY		2	
69	93210-86M39	O-RING JOINT TORIQUE		1	
70	6L6-45577-00	SHIM (T:0.10MM) CALE (T:0.10MM)		1	UR UR
	6L6-45577-10	SHIM (T:0.12MM) CALE (T:0.12MM)		1	UR UR
	6L6-45577-20	SHIM (T:0.15MM) CALE (T:0.15MM)		1	UR UR
	6L6-45577-30	SHIM (T:0.18MM) CALE (T:0.18MM)		1	UR UR
	6L6-45577-40	SHIM (T:0.30MM) CALE (T:0.30MM)		1	UR UR
	6L6-45577-50	SHIM (T:0.40MM) CALE (T:0.40MM)		1	UR UR
	6L6-45577-60	SHIM (T:0.50MM) CALE (T:0.50MM)		1	UR UR
71	90282-04010	KEY, STRAIGHT CLAVETTE, DROITE		1	
72	688-45383-02	WASHER, CLAW FREIN D'ECROU		1	
73	688-45384-02	NUT ECROU		1	

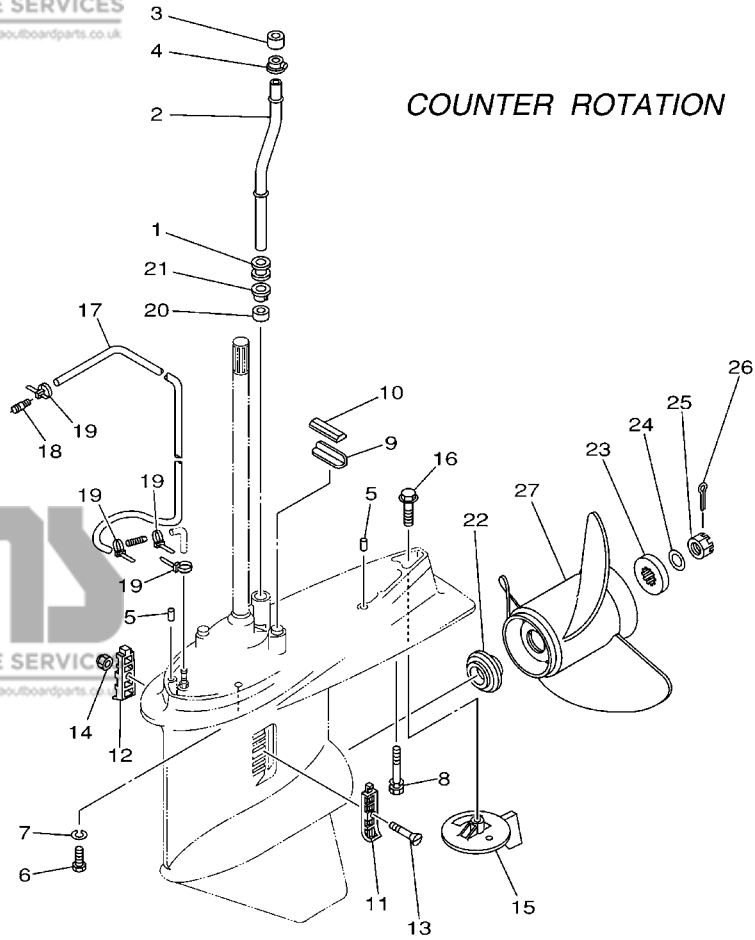


68W0100-1310

**FIG. 28 LOWER CASING & DRIVE 4**

**BOITIER D'HELICE TRANSMISSION4**

REF. NO.	PART NO. N° PIECES	DESCRIPTION DESCRIPTION	68VA	68VA	REMARKS REMARQUES
1	6E5-44366-00	DAMPER, WATER SEAL 2 JOINT, TUBE D'EAU 2		1	
2	68V-44361-30	TUBE, WATER 1 TUBE D'EAU 1		1	X(25.3") X(25.3")
3	6E5-44365-00	DAMPER, WATER SEAL 1 JOINT, TUBE D'EAU 1		1	
4	6E5-44312-00	COVER, WATER PUMP HOUSING COUVERCLE		1	
5	93608-12M05	PIN, DOWEL AXE		2	
6	97075-10045	BOLT BOULON		6	
7	92995-10100	WASHER RONDELLE		6	
8	90119-10M89	BOLT, WITH WASHER BOULON, AVEC RONDELLE		1	
9	663-45376-00	GUIDE, SEAL DAMPER BUTEE, JOINT CAOUTCHOUC		1	
10	688-45375-00	DAMPER, SEAL BOURRELET, CAOUTCHOUC		1	
11	688-45214-02	COVER, WATER INLET 1 GRILLE, ENTREE D'EAU 1		1	
12	688-45215-02	COVER, WATER INLET 2 GRILLE, ENTREE D'EAU 2		1	
13	90152-05M07	SCREW, COUNTERSUNK VIS, TETE NOYEE		1	
14	90185-05002	NUT, NYLON ECROU, AUTO-BLOQUANT		1	
15	6L6-45371-00	TAB-TRIM ANODE DERIVE		1	
16	90105-10M00	BOLT, FLANGE BOULON		1	
17	90445-076K2	HOSE (L1550) DURITE (L1550)		1	
18	6E5-83558-00	END, NIPPLE RACCORD DE NIPPLE		1	
19	90465-11M10	CLAMP BRIDE		4	
20	6E5-44365-00	DAMPER, WATER SEAL 1 JOINT, TUBE D'EAU 1		1	
21	6E5-44312-00	COVER, WATER PUMP HOUSING COUVERCLE		1	
22	63P-45987-00	SPACER 1 ENTRETOISE 1		1	
23	688-45997-01	SPACER 2 ENTRETOISE 2		1	
24	92990-18200	WASHER RONDELLE, PLATE		1	
25	90171-18M04	NUT, CASTLE ECROU, CRENELE		1	
26	91490-40030	PIN, COTTER GOUPILLE		1	
27	6L6-45930-01-98	PROPELLER (3X13"X17"-KL) HELICE (3X13"X17"-KL)		1	UR UR



COUNTER ROTATION



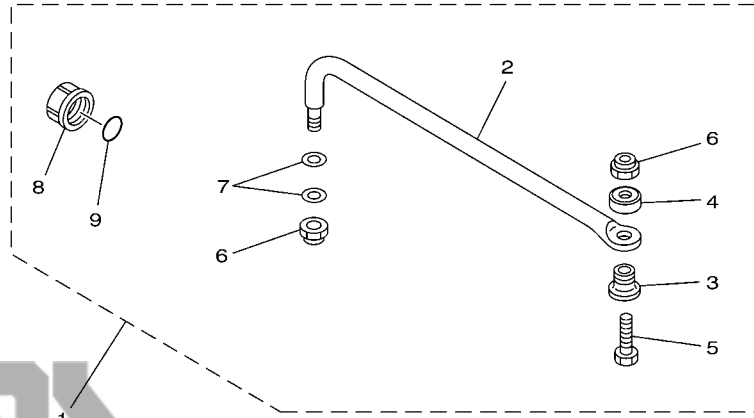
68W0100-1310

FIG. 28 LOWER CASING & DRIVE 4

BOITIER D'HELICE TRANSMISSION4

REF. NO.	PART NO. N° PIECES	DESCRIPTION DESCRIPTION	68VA	68WA	REMARKS REMARQUES
27	6L6-45970-00-98	PROPELLER (3X13"X19"-KL) HELICE (3X13"X19"-KL)		1	UR
					UR
					UR
					UR
					UR
					UR
					UR

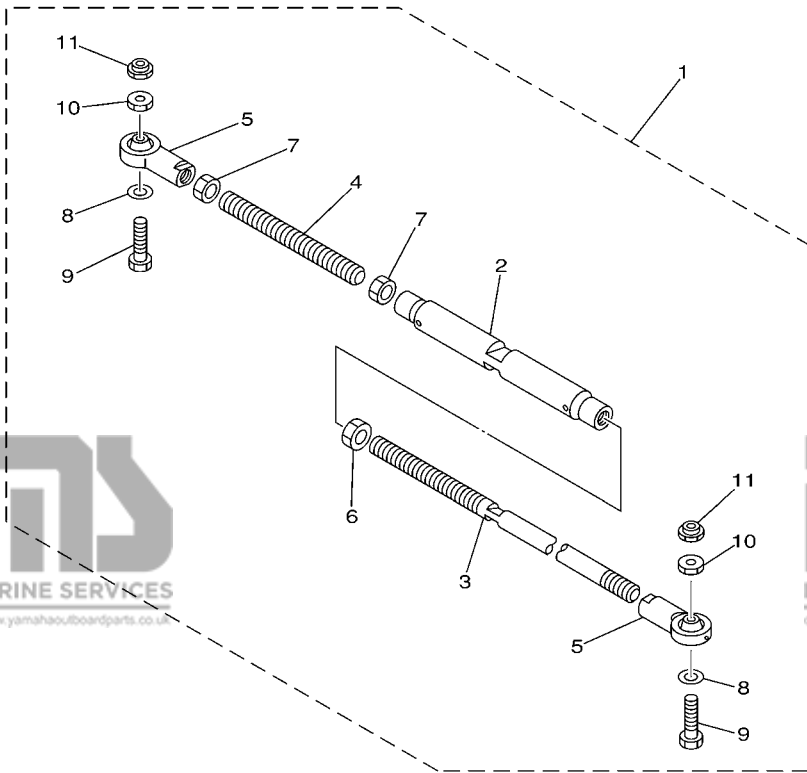
**FIG. 29 STEERING GUIDE ATTACHMENT 1 DIRECTION GUIDE ACCESSOIRE 1**



REF. NO.	PART NO. N° PIECES	DESCRIPTION DESCRIPTION	68VA	68VA	REMARKS REMARQUES
1	6E5-61350-02	STEERING GUIDE ATTACHMENT KIT FIXATIONS DE DIRECTION	1		AP AP
2	6E5-61351-01	.ROD, STEERING LINK .RENOI DE DIRECTION	1		
3	90387-10M61	.COLLAR .COLLERETTE	1		
4	90560-12M01	.SPACER .ENTRETOISE	1		
5	6E5-61355-00	.BOLT .BOULON	1		
6	90185-09M01	.NUT, SELF-LOCKING .ECROU,AUTO-BLOQUANT	2		
7	90201-10M20	.WASHER, PLATE .RONDELLE, PLATE	2		
8	6E5-43145-01	.CAP CLAMP BRACKET .CAPUCHON, PRESSE	1		
9	93210-16275	.O-RING .JOINT TORIQUE	1		

67H0100-9290

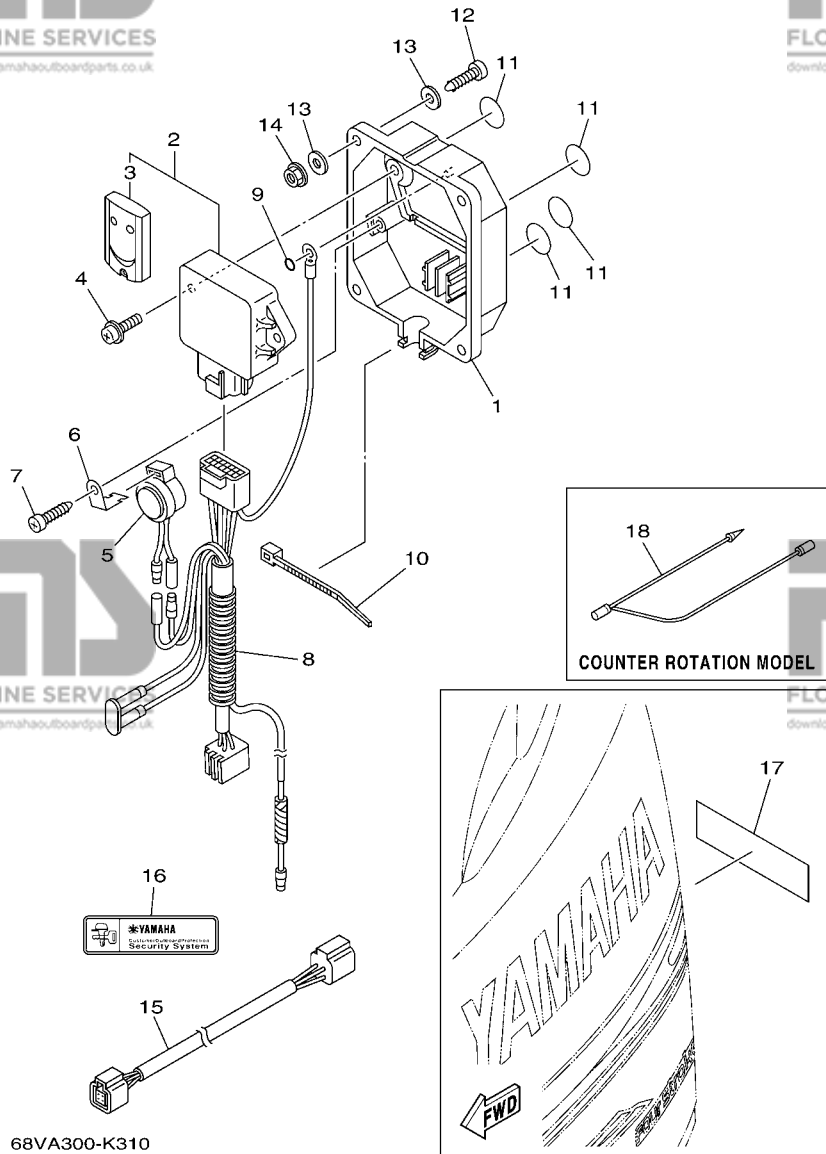
**FIG. 30 STEERING GUIDE ATTACHMENT 2 DIRECTION GUIDE ACCESSOIRE 2**



REF. NO.	PART NO. N° PIECES	DESCRIPTION DESCRIPTION	68VA	68VA	REMARKS REMARQUES
1	6E5-61301-01	TWIN KIT (L:600-800MM) JUMELE KIT (L:600-800MM)		1	AP AP
2	6E5-61313-00	.ADJUSTER .TENDEUR		1	
3	6E5-61311-11	.TIE BAR .BARRE D'ACCOUPLMENT		1	
4	6E5-61315-00	.TIE BAR .BARRE D'ACCOUPLMENT		1	
5	6E5-61303-00	.STEERING AXLE COMP. .AXLE COMP.		2	
6	90170-14M06	.NUT .ECROU		1	
7	95380-14700	.NUT .ECROU		2	
8	90201-10M76	.WASHER, PLATE .RONDELLE, PLATE		2	
9	90101-09M70	.BOLT .BOULON		2	
10	90170-09M05	.NUT .ECROU		2	
11	90185-09M01	.NUT, SELF-LOCKING .ECROU,AUTO-BLOQUANT		2	

67H0100-0300





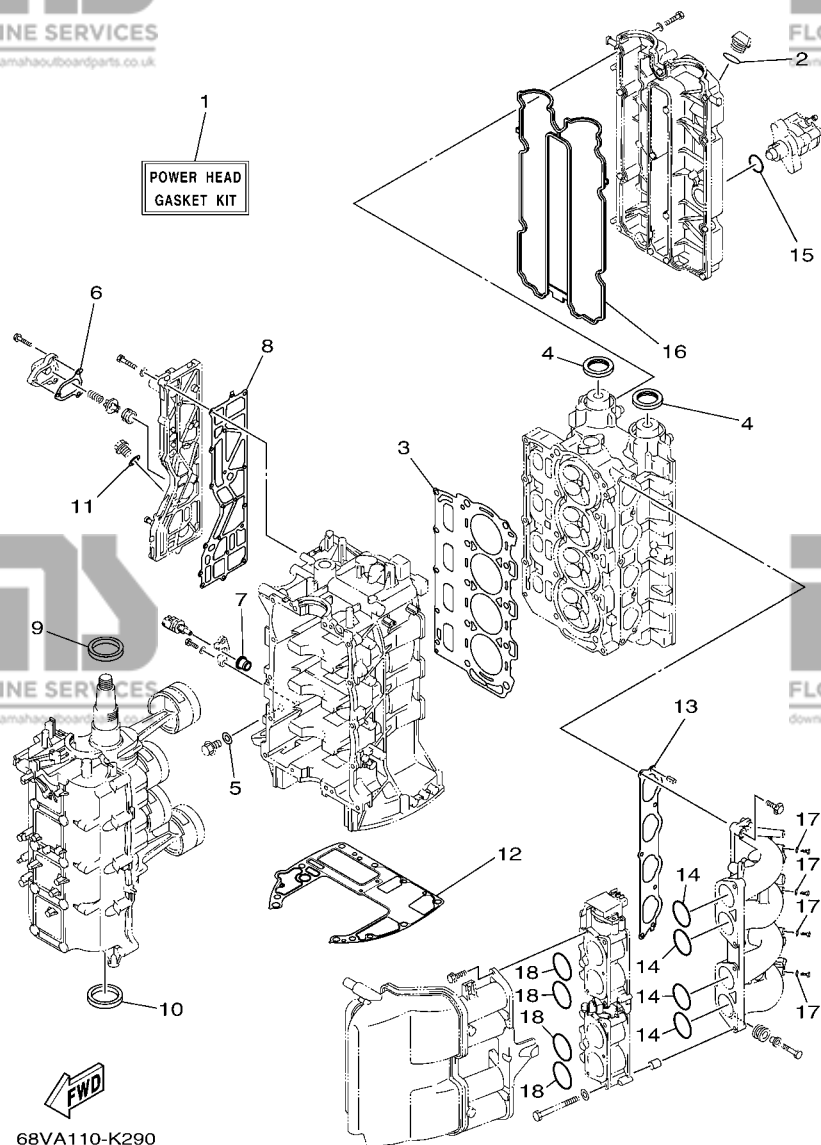
**FIG. 31 OPTIONAL PARTS**

**PIECES OPTIONNELLES**

REF. NO.	PART NO. N° PIECES	DESCRIPTION DESCRIPTION	68VA	68VA	REMARKS REMARQUES
1	6Y8-86267-00	CASE COMPLETE 1 CARTER (ENS.) 1	1		
2	6Y8-86260-02	REMOTE CONTROL UNIT ASSY UNITE DE TELECOMMANDE (ENS.)	1		
3	6AA-86261-00	.TRANSMITTER COMP .TRANSMETTEUR	2		
4	97980-06216	SCREW, WITH WASHER VIS, AVEC RONDELLE	2		
5	6X4-83383-00	BUZZER RONFLEUR	1		
6	6X4-83386-00	STAY, BUZZER SUPPOR, RONFLEUR	1		
7	97780-60620	SCREW, TAPPING VIS, TETE BOMBEE	1		
8	6Y8-82509-10	WIRE, SUB LEAD FIL, SECONDAIRE	1		
9	93210-04279	O-RING JOINT TORIQUE	1		
10	90465-11M10	CLAMP BRIDE	1		
11	6Y8-8454G-00	PATCH 1 TAMPON 1	4		
12	90167-06M00	SCREW, TAPPING VIS, TETE FRAISEE	4		UR
	97880-06035	SCREW, PAN HEAD VIS, TETE TRONCONIQUE	4		UR
13	90201-06M30	WASHER, PLATE RONDELLE, PLATE	8		UR
14	95780-06300	NUT, FLANGE ECROU	4		
15	6Y8-82521-11	2FT PIGTAIL BUS FIL	1		
16	6Y8-48277-00	STICKER 1 ETIQUETTE 1	1		
17	6Y8-48277-00	STICKER 1 ETIQUETTE 1	1	1	
18	6H5-81315-00	LEAD WIRE ASSY FIL		1	

FIG. 32 REPAIR KIT 1

KITS DE REPARATION 1



REF. NO.	PART NO. N° PIECES	DESCRIPTION DESCRIPTION	68VA	68VA	REMARKS REMARQUES
1	68V-W0001-05	POWER HEAD GASKET KIT POCHETTE DE JINTS TETE MOTRICE	1	1	
2	93210-24M79	.O-RING .JOINT TORIQUE	1	1	
3	67F-11181-03	.GASKET, CYLINDER HEAD 1 .JOINT, DE CULASSE 1	1	1	
4	93102-38008	.OIL SEAL .JOINT SPY	2	2	
5	90430-14115	.GASKET .JOINT	1	1	
6	67F-12435-A0	.GASKET .JOINT	1	1	
7	68V-85753-00	.GASKET, SENDER UNIT .JOINT, DE PERCEPTION	1	1	
8	67F-41114-A2	.GASKET, EXHAUST OUTER COVER .JOINT, COUVERCLE D'ECHAPPEMENT	1	1	
9	93102-48009	.OIL SEAL .JOINT SPY	1	1	
10	93101-48002	.OIL SEAL .JOINT SPY	1	1	
11	90430-18130	.GASKET .JOINT	1	1	
12	68V-11351-00	.GASKET, CYLINDER .JOINT, D'EMBASE	1	1	
13	68V-13645-00	.GASKET, MANIFOLD 1 .JOINT, TUBULURE 1	1	1	
14	93210-48MG8	.O-RING .JOINT TORIQUE	4	4	
15	93210-30682	.O-RING .JOINT TORIQUE	1	1	
16	6D8-11356-01	.SEAL, CYLINDER 2 .JOINT, SPY CYLINDRE	1	1	
17	90430-06014	.GASKET .JOINT	4	4	
18	93210-48MJ9	.O-RING .JOINT TORIQUE	4	4	

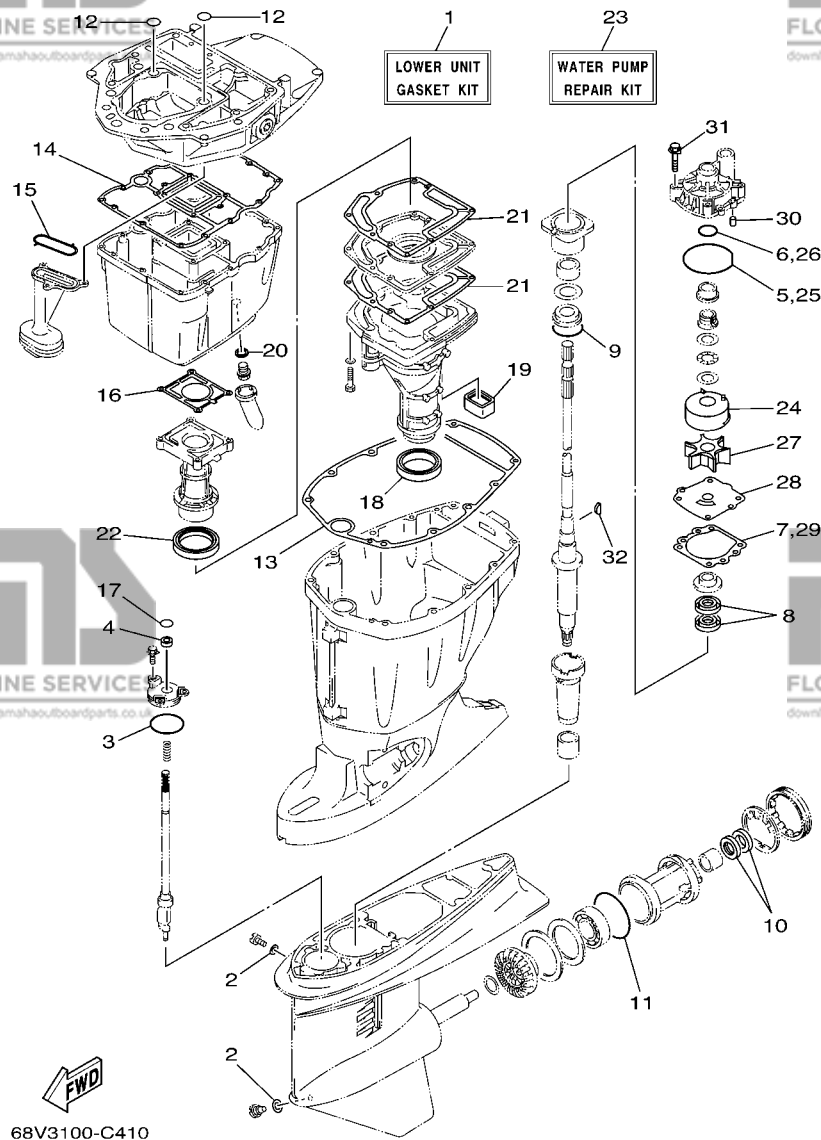


FIG. 33 REPAIR KIT 2

KITS DE REPARATION 2

REF. NO.	PART NO. N° PIECES	DESCRIPTION DESCRIPTION	68VA	68VA	REMARKS REMARQUES
1	68V-W0001-21	LOWER UNIT GASKET KIT POCHETTE DE JOINTS EMBASE	1	1	
2	90430-08020	.GASKET .JOINT	2	2	
3	93210-58144	.O-RING .JOINT TORIQUE	1	1	
4	93106-09014	.OIL SEAL .JOINT SPY	1	1	
5	93210-86M38	.O-RING .JOINT TORIQUE	1	1	
6	93210-37160	.O-RING .JOINT TORIQUE	1	1	
7	6E5-44315-A0	.GASKET, WATER PUMP .JOINT, POMPE A EAU	1	1	
8	93101-28M16	.OIL SEAL .JOINT SPY	2	2	
9	93210-55M14	.O-RING .JOINT TORIQUE	1	1	
10	93101-30M17	.OIL SEAL .JOINT SPY	2	2	
11	93210-86M39	.O-RING .JOINT TORIQUE	1	1	
12	93210-19MJ1	.O-RING .JOINT TORIQUE	2	2	
13	67F-45113-00	.GASKET, UPPER CASING .JOINT, TUBE D'ARBRE	1	1	
14	68V-15312-00	.GASKET, OIL PAN .JOINT DE VENTILATEUR D'HUILE	1	1	
15	67F-13415-00	.SEAL, OIL STRAINER .JOINT, FILTRE A HUILE	1	1	
16	67F-41133-A1	.GASKET, EXHAUST MANIFOLD 1 .JOINT, PIPE D'ECHAPPEMENT	1	1	
17	93210-09165	.O-RING .JOINT TORIQUE	1	1	
18	68V-45123-00	.GASKET, MUFFLER .JOINT, POT DE DETENTE	1	1	
19	67F-45127-00	.SEAL .JOINT	1	1	
20	90430-14M09	.GASKET .JOINT	1	1	
21	67F-41134-A0	.GASKET, EXHAUST MANIFOLD .JOINT, PIPE D'ECHAPPEMENT	2	2	
22	67F-41138-00	.SEAL, EXT. 1 .JOINT DE GROUPE 1	1	1	
23	68V-W0078-00	WATER PUMP REPAIR KIT KIT DE REPARATION DE LA POMPE	1	1	
24	61A-44322-02	.INSERT, CARTRIDGE .CUVETTE	1	1	
25	93210-86M38	.O-RING .JOINT TORIQUE	1	1	
26	93210-37160	.O-RING .JOINT TORIQUE	1	1	
27	6E5-44352-01	.IMPELLER .TURBINE	1	1	

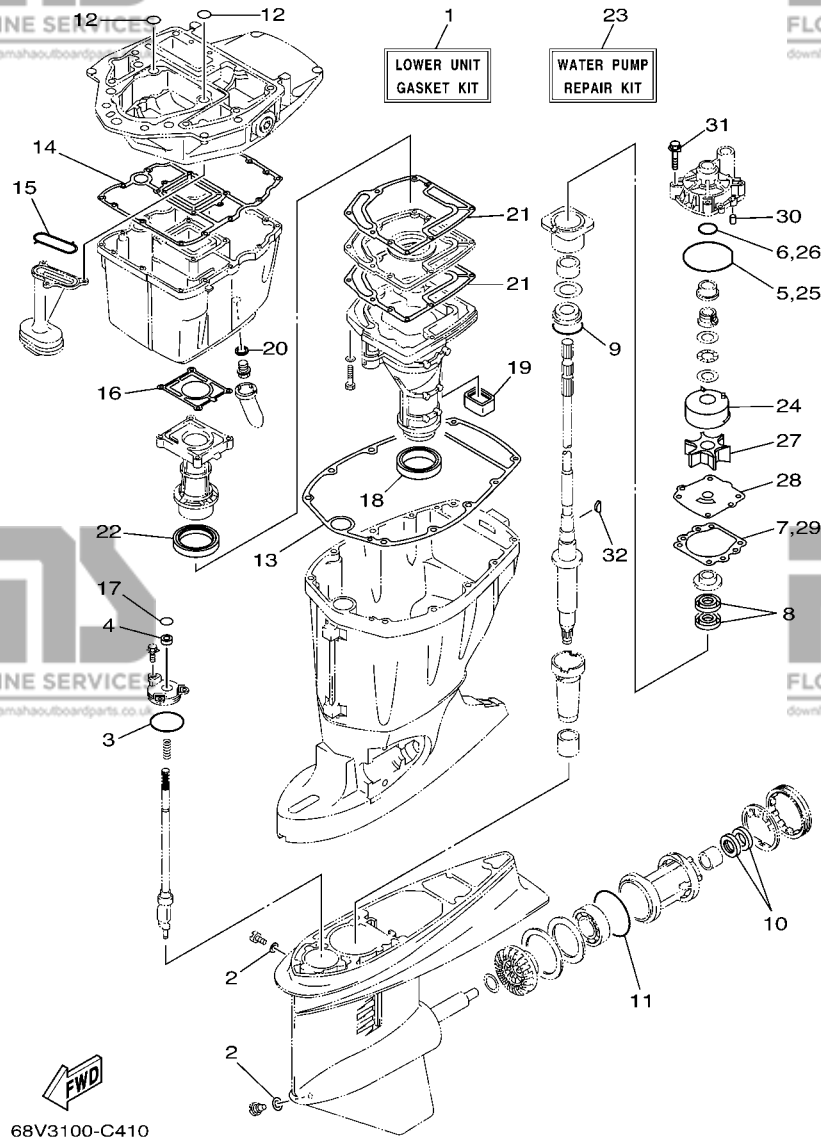


FIG. 33 REPAIR KIT 2

KITS DE REPARATION 2

REF. NO.	PART NO. N° PIECES	DESCRIPTION DESCRIPTION	68VA	68VA	REMARKS REMARQUES
28	68V-44323-00	.OUTER PLATE, CARTRIDGE .PLAQUE EXTERIEURE	1	1	
29	6E5-44315-A0	.GASKET, WATER PUMP .JOINT, POMPE A EAU	1	1	
30	93606-12019	.PIN, DOWEL .GOUPILLE	2	2	
31	90119-08M14	.BOLT, WITH WASHER .BOULON, AVEC RONDELLE	4	4	
32	90280-04M05	.KEY, WOODRUFF .CLAVETTE, DEMI-LUNE	1	1	



FLOOD MARINE SERVICES  
downloaded from www.yamahao.boardparts.co.uk

PART NO. N° PIECES	REF. NO.
68V-11110-20-9S	4 - 2
62Y-11119-00	2 - 9
67F-11133-10	4 - 3
67F-11168-00	4 - 19
67F-11181-03	4 - 14
	32 - 3
6D8-11191-01-9S	4 - 18
67F-11192-01	4 - 26
69J-11301-00	2 - 34
	4 - 8
6E5-11325-00	2 - 14
67F-11325-01	2 - 35
	4 - 9
67F-11328-00	2 - 36
	4 - 10
68V-11351-00	2 - 43
	32 - 12
6D8-11356-01	4 - 23
	32 - 16
676-11372-00	2 - 17
68V-11411-00	3 - 1
6D8-11416-00	3 - 4
6D8-11416-10	3 - 4
6D8-11416-20	3 - 4
6D8-11417-00	3 - 5
6D8-11417-10	3 - 5
6D8-11417-20	3 - 5
6D8-11417-30	3 - 5
6D8-11418-00	3 - 6
6D8-11418-10	3 - 6
6D8-11418-20	3 - 6
6D8-11536-00	5 - 22
67F-11537-00	5 - 13
67F-11590-00	5 - 17
67F-11595-00	5 - 20
6D8-11603-01	3 - 9
6D8-11604-01	3 - 9
68V-11656-00	3 - 10
68V-11656-10	3 - 10
68V-11656-20	3 - 10
68V-11656-30	3 - 10
6D8-12111-00	5 - 1
6D8-12113-00	5 - 4
6D8-12116-00	5 - 3
26H-12117-00	5 - 5
4G0-12118-00	5 - 6
6D8-12121-00	5 - 2
6D8-12153-00	5 - 9



FLOOD MARINE SERVICES  
downloaded from www.yamahao.boardparts.co.uk

PART NO. N° PIECES	REF. NO.
6D8-12153-10	5 - 9
6D8-12153-20	5 - 9
6D8-12153-30	5 - 9
6D8-12153-40	5 - 9
6D8-12153-50	5 - 9
6D8-12153-60	5 - 9
6D8-12153-70	5 - 9
6D8-12153-80	5 - 9
6D8-12153-90	5 - 9
6D8-12153-A0	5 - 9
6D8-12153-B0	5 - 9
6D8-12153-C0	5 - 9
6D8-12153-D0	5 - 9
6D8-12153-E0	5 - 9
6D8-12153-F0	5 - 9
6D8-12153-G0	5 - 9
6D8-12153-H0	5 - 9
6D8-12153-J0	5 - 9
6D8-12153-K0	5 - 9
6D8-12153-L0	5 - 9
6D8-12153-M0	5 - 9
6D8-12153-N0	5 - 9
6D8-12153-P0	5 - 9
6D8-12153-R0	5 - 9
6D8-12153-S0	5 - 9
6D8-12153-T0	5 - 9
6D8-12153-U0	5 - 9
6D8-12153-V0	5 - 9
6D9-12171-00	5 - 10
6D8-12181-00	5 - 11
60V-12411-00	4 - 28
67F-12412-00	4 - 29
68V-12413-00-9S	4 - 30
6G5-12416-00	2 - 28
67F-12435-A0	2 - 32
	32 - 6
67F-1243A-00	2 - 40
67F-1246A-01-9S	2 - 31
67F-12535-01	17 - 31
68T-12572-00	17 - 30
6R3-12581-00	17 - 38
6R3-12582-00	17 - 39
6R3-12583-00	17 - 40
68V-13105-00	7 - 8
67F-13119-01	24 - 17
68V-1312A-00	7 - 10
63P-13131-00	10 - 20
67F-13149-00	24 - 21



FLOOD MARINE SERVICES  
downloaded from www.yamahao.boardparts.co.uk

PART NO. N° PIECES	REF. NO.
68V-13160-00	8 - 1
67F-13300-10	24 - 12
67F-13314-02	24 - 13
67F-13329-00	24 - 15
67F-13338-00	24 - 23
67F-13339-00	24 - 22
67F-13411-00	24 - 8
67F-13415-00	24 - 11
	33 - 15
67F-13434-20	1 - 37
68V-13435-00	8 - 6
68V-13437-62	12 - 22
5GH-13440-00	2 - 48
68V-13473-00	7 - 11
67F-13473-01	24 - 14
67F-13495-00	24 - 16
68V-13532-01	9 - 26
68V-13533-00	9 - 24
68V-13534-00	9 - 32
68V-13535-00	9 - 36
68V-13542-00	9 - 23
68V-13543-01	9 - 38
68V-13544-00	9 - 25
68V-13545-00	9 - 27
68V-13546-00	9 - 28
68V-13547-01	9 - 33
68V-13573-00	7 - 21
68V-13574-00	7 - 20
68V-13577-00	9 - 19
	9 - 31
68V-13593-00	9 - 21
67F-13631-03	24 - 20
68V-13641-00-94	7 - 25
68V-13645-00	6 - 5
	32 - 13
68V-13716-00	9 - 22
68V-13751-01	7 - 2
68V-13752-01	7 - 6
68V-13766-00	8 - 4
67F-13769-00	24 - 18
68V-13769-00	9 - 4
68V-13781-10	9 - 7
68V-13784-00	9 - 9
68V-13906-01	8 - 9
68V-13907-03	9 - 17
67F-1391A-00	24 - 19
68V-13915-00	9 - 8
68V-13971-00	8 - 14



FLOOD MARINE SERVICES  
downloaded from www.yamahao.boardparts.co.uk

FLOOD MARINE SERVICES  
downloaded from www.yamahao.boardparts.co.uk



FLOOD MARINE SERVICES  
downloaded from www.yamahao.boardparts.co.uk

PART NO. N° PIECES	REF. NO.
67F-15142-00	2 - 13
68V-15311-00-CA	24 - 1
68V-15312-00	24 - 7
	33 - 14
63P-15316-00	24 - 2
6D8-15362-00	24 - 28
6G8-15363-00	4 - 33
67F-15373-00	6 - 6
69J-21841-02	8 - 13
68V-2247A-10	8 - 26
68V-2247B-00	8 - 27
68V-2411M-00	8 - 17
68V-24149-00	10 - 27
68V-2417H-00	7 - 36
6YK-24306-44	11 - 1
6D8-24311-00	10 - 16
68V-14321-00	17 - 41
61A-24316-00	2 - 27
6Y2-24360-70	11 - 2
68V-24374-00	10 - 23
68V-24377-00	9 - 29
6R3-24377-00	10 - 2
6R3-24377-10	10 - 31
688-24378-00	2 - 26
68V-24379-00	9 - 30
6D8-24410-00	10 - 17
68V-24411-00	10 - 22
68V-24412-00	10 - 18
68V-24413-00	10 - 24
6D8-24414-00	10 - 25
68V-24423-00	10 - 21
68V-24444-00	10 - 26
68V-24452-00	10 - 33
68V-24454-00	10 - 19
68V-24460-01	9 - 37
6D8-24469-00	10 - 9
68V-24502-20	9 - 34
68V-24519-00	8 - 16
6D8-24519-00	10 - 10
6D8-24560-00	10 - 5
6D8-24562-00	10 - 8
6D8-24563-00	10 - 6
6D8-24564-00	10 - 7
60C-24566-00	10 - 12
68V-2481H-00	8 - 28
	9 - 35
67F-28100-01	10 - 34
67F-2812A-00	14 - 28
68V-28199-7D-D0	10 - 35
68V-28199-7D-E0	10 - 35
68V-28199-7D-F0	10 - 35
68V-28199-7D-G0	10 - 35
68V-28199-7D-H0	10 - 35
68V-28199-7D-S0	10 - 35
68V-28199-8E-K0	10 - 36
68V-28199-8E-L0	10 - 36
68V-28199-8E-M0	10 - 36
68V-28199-8E-N0	10 - 36
68V-28199-8E-P0	10 - 36
68V-28199-8E-R0	10 - 36
6D8-41113-30-9S	2 - 16
67F-41114-A2	2 - 20
	32 - 8
67F-41131-01-CA	23 - 5
67F-41133-A1	23 - 6
	33 - 16
67F-41134-A0	23 - 14
	33 - 21
67F-41137-02-CA	23 - 1
67F-41138-00	23 - 16
	33 - 22
68V-41237-00	7 - 28
6H4-41237-00	7 - 29
68V-42154-00	18 - 34
68V-42157-00	18 - 28
68V-42171-00	18 - 29
68V-42510-11-8D	20 - 9
68V-42510-31-8D	20 - 9
68V-42541-00	2 - 22
68V-42610-12	1 - 1
68V-42612-00-8D	1 - 17
68V-42613-00	1 - 15
68V-42615-00	1 - 21
68V-42617-00	1 - 30
68V-42619-00	1 - 31
68V-42628-00	1 - 19
68V-42632-00	1 - 22
68V-42647-00	1 - 2
67F-42649-00	1 - 11
68V-42651-00	1 - 5
68V-42652-00	1 - 8
67F-42662-00	1 - 14
68V-42677-10	1 - 25
68V-42678-10	1 - 26
68V-42681-10	1 - 28
68V-42682-10	1 - 29



FLOOD MARINE SERVICES  
downloaded from www.yamahao.boardparts.co.uk

FLOOD MARINE SERVICES  
downloaded from www.yamahao.boardparts.co.uk







FLOOD MARINE SERVICES  
downloaded from www.yamahaboutboardparts.co.uk

PART NO. N° PIECES	REF. NO.
90386-22M98	21 - 34
90386-25M31	19 - 18
90386-38M32	20 - 12
90386-90M90	18 - 18
90387-06119	13 - 3
	14 - 21
90387-06263	24 - 10
90387-06M21	18 - 32
	18 - 36
90387-06M43	17 - 49
90387-06M71	12 - 19
90387-08M32	6 - 3
90387-08M37	17 - 4
90387-10M05	19 - 34
90387-10M08	4 - 15
90387-10M61	29 - 3
90401-20007	2 - 49
90430-06014	8 - 25
	32 - 17
90430-06M03	2 - 38
	4 - 12
90430-08020	25 - 8
	27 - 10
	33 - 2
90430-14115	2 - 8
	32 - 5
90430-14M09	24 - 4
	33 - 20
90430-18130	2 - 19
	32 - 11
90445-076K2	26 - 17
	28 - 17
90445-07ME8	25 - 11
90445-07ME9	25 - 11
	27 - 13
90445-10M18	1 - 33
90445-13015	10 - 4
90445-13M27	10 - 4
90445-15M03	5 - 19
90447-07007	14 - 34
90447-10003	14 - 33
90462-06018	17 - 33
90464-06001	13 - 11
90464-10010	2 - 25
90464-12M58	14 - 24
90464-16001	2 - 50
90464-18004	2 - 24
	17 - 52

NUMERICAL INDEX  
INDEX NUMERIQUE

FLOOD MARINE SERVICES  
downloaded from www.yamahaboutboardparts.co.uk

PART NO. N° PIECES	REF. NO.
91490-40030	28 - 26
91690-30020	19 - 35
91690-50014	6 - 4
91809-08006	4 - 6
92903-06100	14 - 3
	14 - 52
92903-06600	14 - 4
	14 - 18
	14 - 53
92903-08100	16 - 33
	16 - 36
92903-08600	16 - 31
92907-04600	4 - 21
92990-05200	1 - 23
	1 - 36
92990-06100	1 - 3
	1 - 12
92990-18200	26 - 24
	28 - 24
92995-06100	12 - 11
	13 - 8
	13 - 16
	13 - 19
	14 - 40
	15 - 12
	17 - 35
	18 - 38
	19 - 5
92995-06200	17 - 36
92995-06600	1 - 7
	1 - 10
	2 - 11
	2 - 46
	4 - 25
	4 - 32
	6 - 13
	10 - 15
	12 - 12
	13 - 9
	13 - 17
	13 - 20
	14 - 41
	14 - 45
	15 - 3
	15 - 6
	15 - 10
	15 - 13
	15 - 18

FLOOD MARINE SERVICES  
downloaded from www.yamahaboutboardparts.co.uk

PART NO. N° PIECES	REF. NO.
92995-06600	15 - 21
	15 - 30
	18 - 10
	18 - 39
	19 - 8
	19 - 12
	23 - 8
	23 - 12
	24 - 25
92995-08100	19 - 17
92995-08600	6 - 23
	25 - 42
	27 - 44
92995-10100	26 - 7
	28 - 7
92995-10600	20 - 8
92995-14600	20 - 23
93101-28M16	25 - 35
	27 - 37
	25 - 63
93101-30M17	27 - 68
	33 - 10
93101-48002	3 - 3
	32 - 10
93102-08M43	22 - 36
93102-38008	5 - 15
93102-48009	32 - 4
	3 - 2
	32 - 9
93106-09014	25 - 15
	27 - 17
	33 - 4
93210-04279	31 - 9
93210-09165	18 - 17
	33 - 17
93210-10M74	21 - 4
93210-16275	29 - 9
93210-19MJ1	24 - 27
	33 - 12
93210-24M79	4 - 34
	32 - 2
93210-30682	10 - 29
	32 - 15
93210-37160	25 - 27
	27 - 29
	33 - 6
	33 - 26

PART NO. N° PIECES	REF. NO.
93210-37MH7	20 - 11
93210-48MG8	7 - 27
	32 - 14
93210-48MJ9	6 - 17
	32 - 18
93210-55M14	25 - 39
	27 - 41
	33 - 9
93210-58144	25 - 14
	27 - 16
	33 - 3
93210-86M38	25 - 26
	27 - 28
	33 - 5
	33 - 25
93210-86M39	25 - 64
	27 - 69
	33 - 11
93306-208U0	25 - 59
93315-345W0	27 - 4
93315-425U7	25 - 47
	27 - 49
93315-43061	27 - 67
93315-430U8	25 - 62
93315-628U9	25 - 3
	27 - 3
93317-330U2	25 - 36
	27 - 38
93332-000U7	25 - 4
93332-000V7	27 - 62
93341-360U8	27 - 5
93341-440U5	27 - 65
93341-930V2	25 - 38
	27 - 40
93410-22M11	19 - 39
93410-37M04	20 - 15
93420-36M01	23 - 22
93501-04M02	18 - 23
93503-16003	25 - 54
	27 - 57
93507-32009	25 - 52
	27 - 55
93511-32017	25 - 53
	27 - 56
93604-12M07	24 - 26
93605-10108	5 - 12
93606-12019	2 - 3
	24 - 6

PART NO. N° PIECES	REF. NO.
93606-12019	25 - 32
	27 - 34
	33 - 30
93606-19M23	23 - 13
93608-12M05	26 - 5
	28 - 5
93608-16M16	23 - 3
	23 - 20
93700-06M03	19 - 13
	19 - 24
94702-00400	4 - 36
95333-08600	16 - 32
	16 - 35
95380-05700	7 - 30
95380-06600	1 - 4
	1 - 13
	1 - 16
	17 - 45
	10 - 13
95380-08600	19 - 43
95380-12600	20 - 22
95380-14600	30 - 7
95380-14700	31 - 14
95780-06300	20 - 7
95780-10300	24 - 9
95812-06025	23 - 27
95895-06010	6 - 10
95895-06025	14 - 2
97013-06020	14 - 17
	14 - 51
97013-08045	16 - 30
97075-06030	23 - 11
97075-06070	23 - 7
97075-10045	26 - 6
	28 - 6
97095-06008	17 - 34
97095-06010	8 - 24
	19 - 7
	19 - 28
97095-06012	1 - 6
	1 - 9
	6 - 12
	15 - 9
	15 - 20
	15 - 29
97095-06014	14 - 44
97095-06016	10 - 14
	13 - 18



FLOOD MARINE SERVICES  
downloaded from www.yamahaboutboardparts.co.uk

FLOOD MARINE SERVICES  
downloaded from www.yamahaboutboardparts.co.uk



FLOOD MARINE SERVICES  
downloaded from www.yamahaboutboardparts.co.uk



FLOOD MARINE SERVICES  
downloaded from www.yamahaboutboardparts.co.uk



FLOOD MARINE SERVICES  
downloaded from www.yamahaboutboardparts.co.uk





FLOOD MARINE SERVICES  
downloaded from www.yamahaoutboardparts.co.uk

PART NO. N° PIECES	REF. NO.
97095-06016	14 - 39
	15 - 2
	15 - 5
	15 - 11
	15 - 17
	17 - 13
97095-06020	2 - 10
97095-06025	2 - 45
	4 - 31
	13 - 7
	13 - 15
97095-06030	4 - 24
	12 - 10
	19 - 4
97095-06035	18 - 37
97095-06040	18 - 9
97095-06045	24 - 24
97095-08020	6 - 22
	19 - 16
97095-08025	25 - 41
	27 - 43
97575-06525	18 - 22
	24 - 5
97575-08540	2 - 39
	4 - 13
	6 - 1
	23 - 2
97575-10530	21 - 32
97595-06610	14 - 10
	14 - 16
97607-04110	12 - 6
97607-04310	22 - 32
97780-50620	1 - 35
97780-50625	1 - 24
97780-60620	14 - 9
	14 - 26
	31 - 7
97780-60625	14 - 6
97880-06035	31 - 12
97885-06012	19 - 11
97885-06016	20 - 4
97980-06216	23 - 24
	31 - 4
97985-04116	18 - 8
97985-06210	12 - 17
98507-04008	4 - 20
98780-04016	2 - 15
99001-08600	25 - 18

NUMERICAL INDEX  
INDEX NUMERIQUE



FLOOD MARINE SERVICES  
downloaded from www.yamahaoutboardparts.co.uk

PART NO. N° PIECES	REF. NO.	PART NO. N° PIECES	REF. NO.
99001-08600	27 - 20		
99530-08012	12 - 9		
99530-10114	7 - 26		



FLOOD MARINE SERVICES  
downloaded from www.yamahaoutboardparts.co.uk



FLOOD MARINE SERVICES  
downloaded from www.yamahaoutboardparts.co.uk

PART NO. N° PIECES	REF. NO.
-----------------------	-------------



FLOOD MARINE SERVICES  
downloaded from www.yamahaoutboardparts.co.uk



FLOOD MARINE SERVICES  
downloaded from www.yamahaoutboardparts.co.uk



FLOOD MARINE SERVICES  
downloaded from www.yamahaoutboardparts.co.uk



FLOOD MARINE SERVICES  
downloaded from www.yamahaoutboardparts.co.uk