



**PARTS  
CATALOGUE  
CATALOGUE  
DE PIECES DETACHEES**

**F200CET'09 (6AL4)**

**F225BET'09 (6AS3)**

**FL200CET'09 (6AM4)**

**FL225BET'09 (6AT3)**



2013/8/1

1H6AL-300F1

( )

NEWS NO.	DATE	COMMENT
PE0-OM-080066	Sep.,29,2008	MOD:FIG.18 ELECTRICAL 2 REVISION
PE0-OM-080080	Dec.,8,2008	MOD:FIG.14 FUEL 1 REVISION
PE0-OM-130033	Jul.,16,2013	COR:FIG.17 ELECTRICAL 1 ILLUSTRATION CORRECTION

F200CET/F225BET  
FL200CET/FL225BET  
PARTS CATALOGUE  
©2008 by Yamaha Motor Co., Ltd.  
1st edition, June 2008  
All rights reserved.  
Any reprinting or unauthorized use  
without the written permission of  
Yamaha Motor Co., Ltd.  
is expressly prohibited.  
Printed in Japan.

F200CET/F225BET  
FL200CET/FL225BET  
CATALOGUE DE PIECES DETACHEES  
©2008 par Yamaha Motor Co., Ltd.  
1<sup>re</sup> édition, juin 2008  
Tous droits réservés  
Toute réimpression ou utilisation  
non autorisée sans la permission écrite  
de la Yamaha Motor Co., Ltd.  
est formellement interdite.  
Imprimé au Japon

# FOREWORD

This Parts Catalogue is related to the parts for the model(s) on the cover page. When you are ordering replacement parts, please refer to this Parts Catalogue and quote both part numbers and part names correctly.

1. Modifications or additions which have been made after the issue of the Parts Catalogue will be announced in the Parts News. It is advisable that you make the necessary corrections to the Parts Catalogue according to the Parts News.

## 2. Abbreviations

The following abbreviations are used in this Parts Catalogue.

- “UR” Use specified parts number.
- “UN” Use as many as needed.
- “AP” Alternate Parts
- “LM” Locally Made (Parts need to be ordered locally)
- “F#” Frame No. (Applicable machine No.)
- “O/S” Over Size

## 3. The number of components for assembly

- Parts, which are to be supplied in an assembly, are listed with a dot (.) in front of the part name as shown below.
- The numeral appearing to the right of each component part indicates the quantity of parts for each assembly unit.

PART NO.	DESCRIPTION	Q'TY	REMARKS
2F5-83310-60	FRONT FLASHER LIGHT ASSY	2	
115-83311-60	.BULB (6V-18W)	1	

## 4. Applicable colours of graphics are represented in the “REMARKS” as shown below.

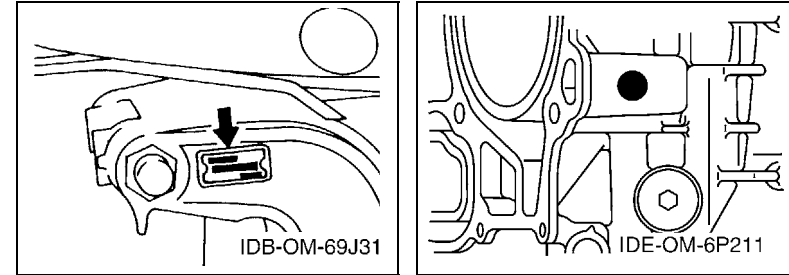
PART NO.	DESCRIPTION	Q'TY	REMARKS
2N4-24110-00-X5	FUEL TANK COMP.	2	MXR
3J1-24240-10	.GRAPHIC, FUEL TANK	1	FOR MXR

## 5. Note that the illustrations for reference in finding parts numbers are not to be used for assembling. When assembling, please use the applicable service manual.

## 6. The asterisk (\*) before a reference number indicates modified items after the first edition.

## 7. Applicable Serial No.

Engine Serial No.



## 8. Applicable Engine Starting Serial No.

Model	Serial No.	Model	Serial No.
F200C	6AL-1000908	FL200C	6AM-1000122
F225B	6AS-1000765	FL225B	6AT-1000121

## 9. Applicable Colour Code

Abbreviation	Colour Name	Colour Code
DBN1	DARK BLUIISH GRAY 1	008D

## 10. Quantity Column Information

Column No.	Name Of Q'ty Column	Applicable Model
1	6AL4	F200CET
2	6AS3	F225BET
3	6AM4	FL200CET
4	6AT3	FL225BET

## AVANT-PROPOS

Ce catalogue de pièces détachées concerne les pièces pour le(s) modèle(s) indiqué(s) sur la page de couverture. Lorsque vous commandez des pièces de rechange, veuillez vous référer à ce catalogue de pièces détachées et indiquer clairement les numéros et les noms des pièces détachées.

1. Les modifications ou ajouts ayant été effectués après la parution du catalogue de pièces détachées seront décrits dans les Bulletins d'information concernant les pièces détachées.

Il est recommandé que vous apportiez les corrections nécessaires au catalogue des pièces détachées en vous référant aux Bulletins d'information.

2. Abréviations

Dans ce catalogue, les abréviations suivantes sont utilisées:

“UR” Utiliser le numéro de pièces spécifié.

“UN” Utiliser autant que nécessaire.

“AP” Pièces de substitution

“LM” Fabrication locale (les pièces doivent être commandées localement.)

“F#” N° de cadre (applicable au N° de série)

“O/S” Surdimensionné

3. Nombre de pièces d'un assemblage

- Les pièces fournies comme composants d'un assemblage sont précédées d'un point (.) de la manière indiquée ci-dessous.
- Le chiffre apparaissant à la droite de chaque composant indique la quantité de pièces pour chaque unité d'assemblage.

N° PIECES	DESCRIPTION	QTE	REMARQUES
2F5-83310-60	ENS. CLIGNOTANT AVANT	2	
115-83311-60	.AMPOULE (6V-18W)	1	

4. Les couleurs concernant les graphiques sont indiquées dans la colonne “REMARQUES”, comme indiqué ci-dessous.

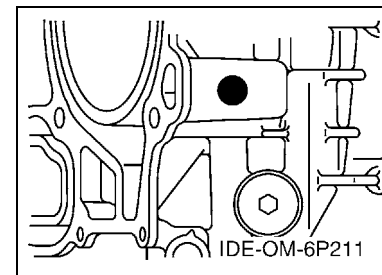
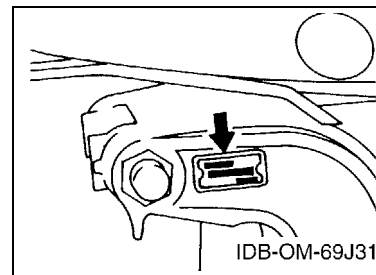
N° PIECES	DESCRIPTION	QTE	REMARQUES
2N4-24110-00-X5	RESERVOIR A ESSENCE.	2	MXR
3J1-24240-10	.GRAPHIQUE	1	POUR MXR

5. Veuillez noter que les illustrations sont indiquées à titre de référence pour trouver les numéros de pièces, non pour être utilisées lors de l'assemblage. Lors de l'assemblage, veuillez utiliser le manuel d'entretien adéquat.

6. L'astérisque (\*) placé devant un numéro de référence indique des éléments qui ont été modifiés après la première édition.

7. N° de série applicable

N° de Série du moteur



8. N° de série initial du moteur applicable

Modèle	N° de série	Modèle	N° de série
F200C	6AL-1000908	FL200C	6AM-1000122
F225B	6AS-1000765	FL225B	6AT-1000121

9. Code couleur applicable

Abréviation	Nom de la couleur	Code couleur
DBN1	DARK BLUISH GRAY 1	008D

10. Informations relatives à la colonne Quantité

N° de la colonne	Nom de la colonne Qté	Modèle applicable
1	6AL4	F200CET
2	6AS3	F225BET
3	6AM4	FL200CET
4	6AT3	FL225BET

# CONTENTS

TOP COWLING .....	1
CYLINDER & CRANKCASE 1 .....	3
CRANKSHAFT & PISTON .....	6
CYLINDER & CRANKCASE 2 .....	7
CYLINDER & CRANKCASE 3 .....	9
VALVE .....	11
INTAKE 1 .....	14
INTAKE 2 .....	16
THROTTLE BODY ASSY 1 .....	17
THROTTLE BODY ASSY 2 .....	18
THROTTLE BODY ASSY 3 .....	19
FUEL INJECTION PUMP 1 .....	20
FUEL INJECTION PUMP 2 .....	22
FUEL 1 .....	24
FUEL 2 .....	26
GENERATOR .....	27
ELECTRICAL 1 .....	29
ELECTRICAL 2 .....	31
ELECTRICAL 3 .....	34
STARTING MOTOR .....	35
BOTTOM COWLING 1 .....	37
BOTTOM COWLING 2 .....	40
CONTROL .....	41
BRACKET 1 .....	43
BRACKET 2 .....	45
POWER TRIM & TILT ASSY 1 .....	47
POWER TRIM & TILT ASSY 2 .....	50
UPPER CASING .....	51
OIL PAN .....	54
LOWER CASING & DRIVE 1 .....	55
LOWER CASING & DRIVE 2 .....	59
LOWER CASING & DRIVE 3 .....	61
LOWER CASING & DRIVE 4 .....	65
STEERING GUIDE .....	67
REPAIR KIT 1 .....	68
REPAIR KIT 2 .....	69

## INDEX

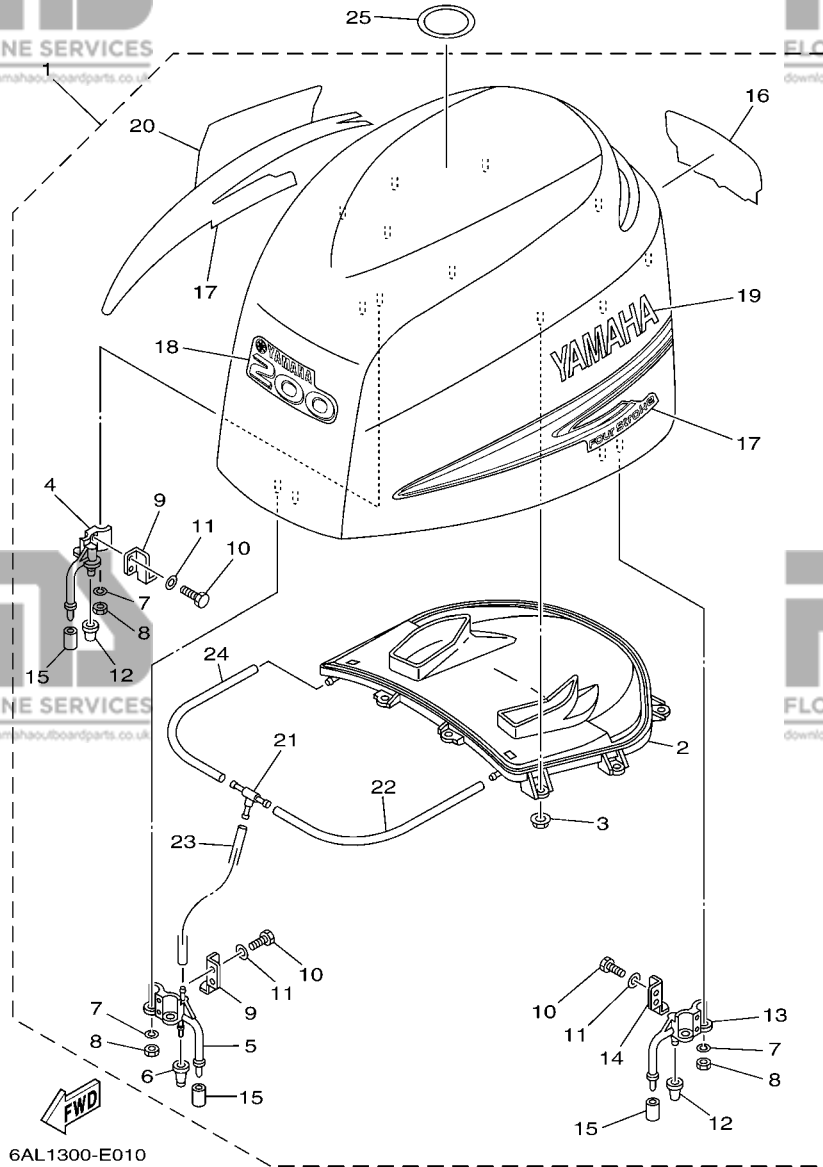
NUMERICAL INDEX .....	71
-----------------------	----

# TABLE DES MATIERES

CAPOT SUPERIEUR .....	1
CYLINDRE & CARTER 1 .....	3
VILEBREQUIN & PISTON .....	6
CYLINDRE & CARTER 2 .....	7
CYLINDRE & CARTER 3 .....	9
SOUPAPE .....	11
ADMISSION 1 .....	14
ADMISSION 2 .....	16
CARTER D'ACCELERATEUR 1 .....	17
CARTER D'ACCELERATEUR 2 .....	18
CARTER D'ACCELERATEUR 3 .....	19
POMPE A INJECTEUR 1 .....	20
POMPE A INJECTEUR 2 .....	22
CARBURANT 1 .....	24
CARBURANT 2 .....	26
GENERATRICE .....	27
PARTIE ELECTRIQUE 1 .....	29
PARTIE ELECTRIQUE 2 .....	31
PARTIE ELECTRIQUE 3 .....	34
DEMARREUR ELECTRIQUE .....	35
CAPOT INFERIEUR 1 .....	37
CAPOT INFERIEUR 2 .....	40
COMMANDE .....	41
SUPPORT 1 .....	43
SUPPORT 2 .....	45
PUISSANCE PARER ET INCLINER 1 .....	47
PUISSANCE PARER ET INCLINER 2 .....	50
FOURREAU .....	51
VENTILATEUR D'HUILE .....	54
BOITIER D'HELICE TRANSMISSION1 .....	55
BOITIER D'HELICE TRANSMISSION2 .....	59
BOITIER D'HELICE TRANSMISSION3 .....	61
BOITIER D'HELICE TRANSMISSION4 .....	65
FIXATION DE DIRECTION .....	67
KITS DE REPARATION 1 .....	68
KITS DE REPARATION 2 .....	69

## INDEX

INDEX NUMERIQUE .....	71
-----------------------	----



**FIG. 1 TOP COWLING**

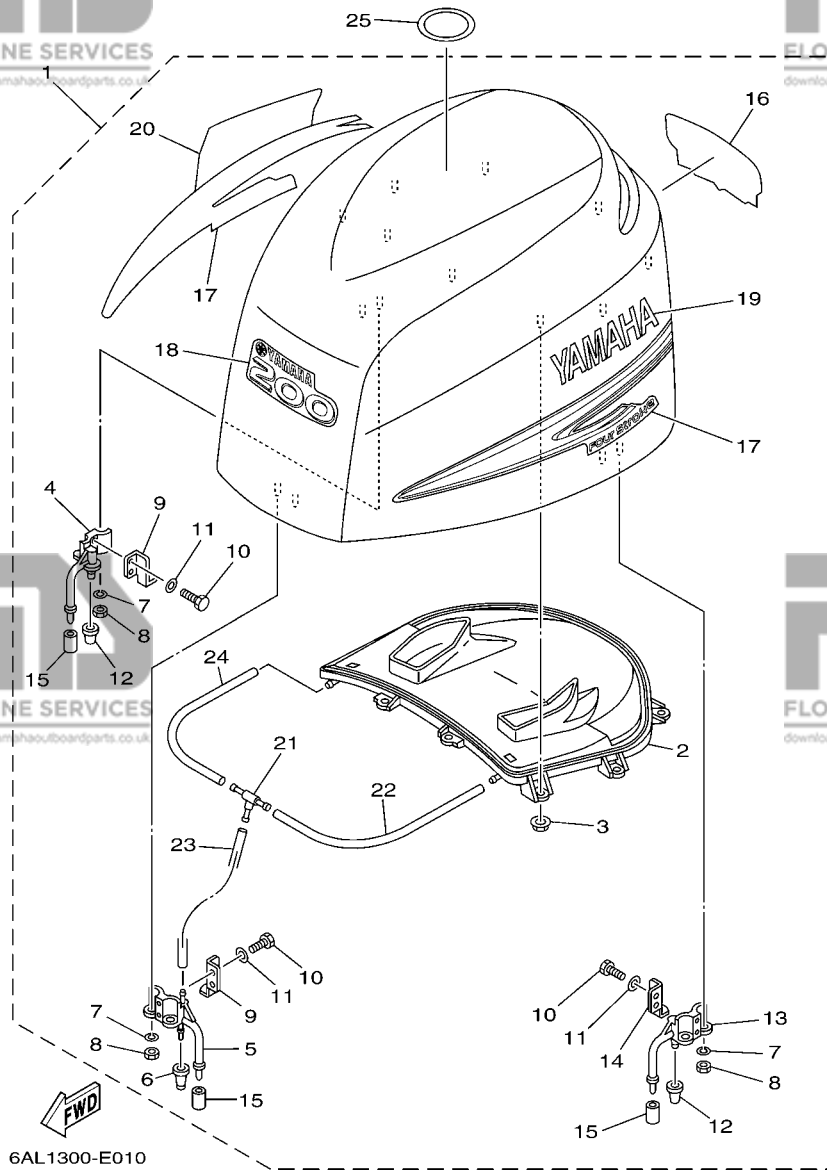
**CAPOT SUPERIEUR**

REF. NO.	PART NO. N° PIECES	DESCRIPTION DESCRIPTION	6AL4	6AS3	6AM4	6AT3	REMARKS REMARQUES
1	6AL-42610-00-8D	TOP COWLING ASSY CAPOT (ENS.)	1		1		
	6AS-42610-00-8D	TOP COWLING ASSY CAPOT (ENS.)		1		1	
2	6P2-42613-00	.MOLDING, AIR DUCT .MANCHON A AIR	1	1	1	1	
3	90179-06M28	.NUT .ECROU	9	9	9	9	
4	68F-42647-01-94	.HOLDER, CLAMP BAND .SUPPORT, SANDOW DE SERRAGE	1	1	1	1	
5	69J-42647-00-94	.HOLDER, CLAMP BAND .SUPPORT, SANDOW DE SERRAGE	1	1	1	1	
6	69J-42663-00	.DAMPER .AMORTISSEUR	1	1	1	1	
7	92990-06100	.WASHER, SPRING .RONDELLE, GROWER	6	6	6	6	
8	95380-06600	.NUT, HEXAGON .ECROU	6	6	6	6	
9	60V-42651-01	.HOOK .CROCHET	2	2	2	2	
10	97095-06016	.BOLT .BOULON	6	6	6	6	
11	92995-06600	.WASHER .RONDELLE	6	6	6	6	
12	68F-42663-00	.DAMPER .AMORTISSEUR	2	2	2	2	
13	68F-42648-01-94	.HOLDER, CLAMP BAND .SUPPORT, SANDOW DE SERRAGE	1	1	1	1	
14	60V-42652-00	.HOOK .CROCHET	1	1	1	1	
15	67F-13448-00	.CAP .CAPUCHON	3	3	3	3	
16	60L-42678-00	.GRAPHIC, REAR .ADHESIF, ARRIERE	1		1		
	69J-42678-00	.GRAPHIC, REAR .ADHESIF, ARRIERE		1		1	
17	69J-W0070-00	.GRAPHIC SET .JEU DIEMBLEMES	1	1	1	1	
18	60L-42677-00	.GRAPHIC, FRONT .ADHESIF, AVANT	1		1		
	69J-42677-00	.GRAPHIC, FRONT .ADHESIF, AVANT		1		1	
19	69J-42681-00	.MARK, COWLING .ADHESIF, CAPOT	1	1	1	1	
20	69J-42682-00	.MARK, COWLING .ADHESIF, CAPOT	1	1	1	1	
21	69J-24378-00	.PIPE, JOINT 3 .DURITE RACCORDEMENT 3	1	1	1	1	
22	90445-11M27	.HOSE (L240) .DURITE (L240)	1	1	1	1	
23	90445-11699	.HOSE (L500) .DURITE (L500)	1	1	1	1	
24	90445-11182	.HOSE (L300) .DURITE (L300)	1	1	1	1	

FIG. 1 TOP COWLING

CAPOT SUPERIEUR

REF. NO.	PART NO. N° PIECES	DESCRIPTION DESCRIPTION	6AL4	6AS3	6AM4	6AT3	REMARKS REMARQUES
25	67F-13434-10	LABEL, CAUTION ETIQUETTE, ATTENTION	1	1	1	1	





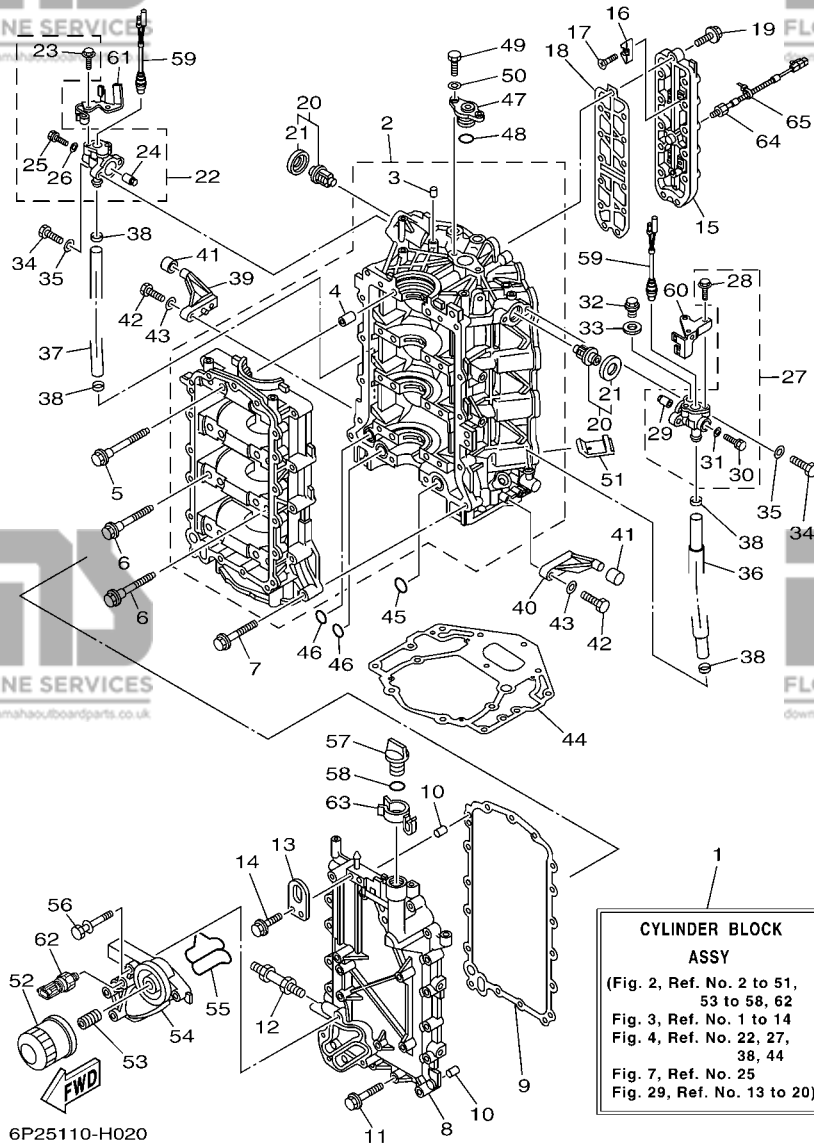
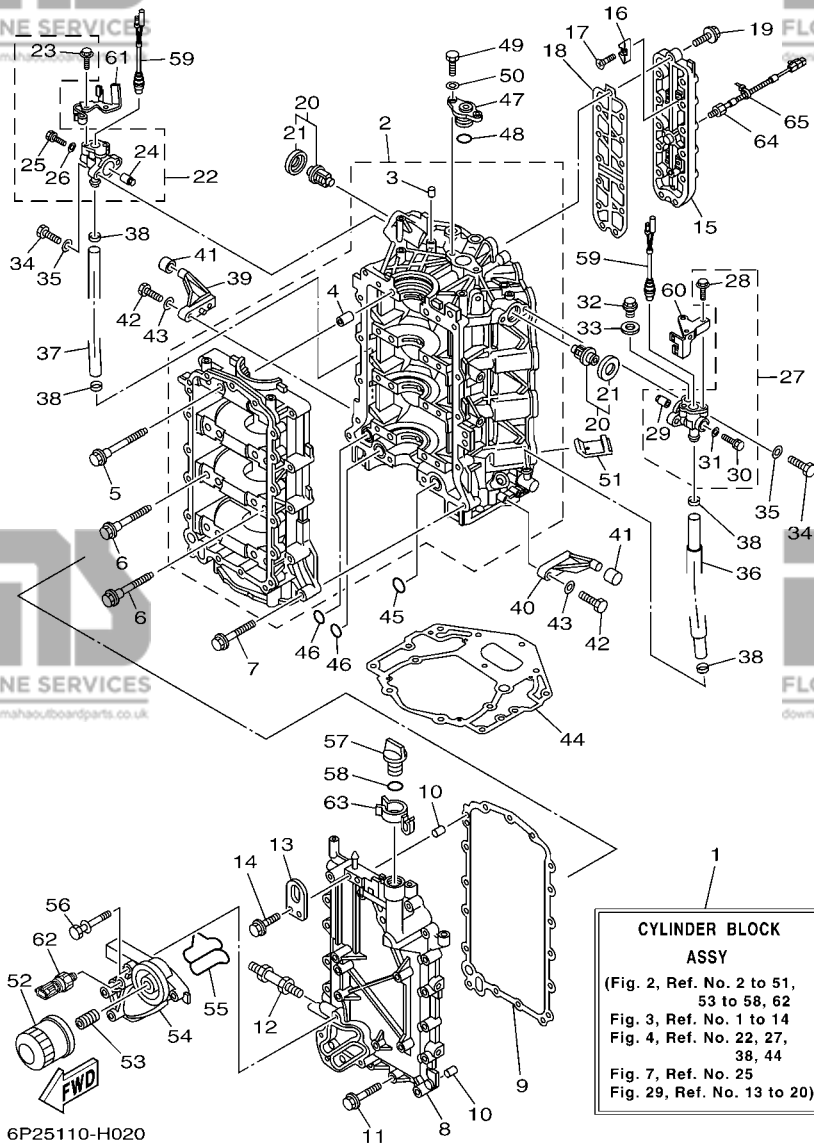


FIG. 2 CYLINDER & CRANKCASE 1 CYLINDRE & CARTER 1

REF. NO.	PART NO. N° PIECES	DESCRIPTION DESCRIPTION	6AL4	6AS3	6AM4	6AT3	REMARKS REMARQUES
1	6P2-W009B-04-9S	CYLINDER BLOCK ASSY CYLINDRE GROUPE (ENS.)	1	1	1	1	
2	6P2-15100-01-9S	CRANKCASE ASSY CARTER DE MOTEUR COMPLET	1	1	1	1	
3	93606-12019	.PIN, DOWEL .GOUPILLE	1	1	1	1	
4	91814-18001	.PIN, DOWEL .GOUJON, D'ASSEMBLAGE	8	8	8	8	
5	69J-15187-00	BOLT BOULON	8	8	8	8	
6	69J-15481-00	BOLT 1 BOULON 1	8	8	8	8	
7	90119-08M66	BOLT, WITH WASHER BOULON, AVEC RONDELLE	13	13	13	13	
8	6P2-15411-01-9S	COVER, CRANKCASE 1 COUVERCLE 1, CARTER MOTEUR	1	1	1	1	
9	69J-15451-00	GASKET, CRANKCASE COVER 1 JOINT, COUVERCLE DE CARTER 1	1	1	1	1	
10	93606-12019	PIN, DOWEL GOUPILLE	2	2	2	2	
11	90119-08009	BOLT, WITH WASHER BOULON, AVEC RONDELLE	17	17	17	17	
12	90116-10027	BOLT, STUD GOUJON	1	1	1	1	
13	69J-11119-00	HANGER, ENGINE ANNEAU, LEVAGE	1	1	1	1	
14	90119-06MA2	BOLT, WITH WASHER BOULON, AVEC RONDELLE	2	2	2	2	
15	6P2-1131C-00-9S	COVER, JOINT COUVERCLE, RACCORDEMENT	1	1	1	1	
16	6E5-11325-00	ANODE ANODE	4	4	4	4	
17	98780-04015	SCREW, FLAT HEAD VIS A TETE FRAISEE	4	4	4	4	
18	6P2-1131B-00	GASKET, COVER JOINT, COUVERCLE	1	1	1	1	
19	90119-06MA4	BOLT, WITH WASHER BOULON, AVEC RONDELLE	13	13	13	13	
20	67F-12411-01	THERMOSTAT THERMOSTAT	2	2	2	2	
21	67F-12412-00	.SEAL, THERMOSTAT .JOINT, THERMOSTAT	1	1	1	1	
22	6P2-1240H-00-9S	ANODE ASSY ANODE COMPLET	1	1	1	1	
23	90109-06M80	.BOLT BOULON	2	2	2	2	
24	6P3-11325-00	.ANODE .ANODE	1	1	1	1	
25	90105-05012	.BOLT, FLANGE BOULON	1	1	1	1	
26	90430-05002	.GASKET .JOINT	1	1	1	1	
27	6P3-1240H-00-9S	ANODE ASSY ANODE COMPLET	1	1	1	1	



**CYLINDER BLOCK ASSY**  
 (Fig. 2, Ref. No. 2 to 51, 53 to 58, 62  
 Fig. 3, Ref. No. 1 to 14  
 Fig. 4, Ref. No. 22, 27, 38, 44  
 Fig. 7, Ref. No. 25  
 Fig. 29, Ref. No. 13 to 20)

**FIG. 2 CYLINDER & CRANKCASE 1 CYLINDRE & CARTER 1**

REF. NO.	PART NO. N° PIECES	DESCRIPTION DESCRIPTION	GAL4	6AS3	6AM4	6AT3	REMARKS REMARQUES
28	90109-06M80	.BOLT .BOULON	2	2	2	2	
29	6P3-11325-00	.ANODE .ANODE	1	1	1	1	
30	90105-05012	.BOLT, FLANGE .BOULON	1	1	1	1	
31	90430-05002	.GASKET .JOINT	1	1	1	1	
32	90340-14M06	PLUG, STRAIGHT SCREW PLOT, FILETE DROIT	1	1	1	1	
33	90430-14115	GASKET .JOINT	1	1	1	1	
34	97095-06025	BOLT BOULON	4	4	4	4	
35	92995-06600	WASHER RONDELLE	4	4	4	4	
36	6P2-1243A-00	HOSE 1 DURITE 1	1	1	1	1	
37	69J-1243E-00	HOSE 2 DURITE 2	1	1	1	1	
38	90465-11M10	CLAMP BRIDE	4	4	4	4	
39	67F-42761-01-94	STOPPER PLAQUETTE	1	1	1	1	
40	6P2-42761-00-94	STOPPER PLAQUETTE	1	1	1	1	
41	68F-44533-01	DAMPER, UPPER MOUNT RUBBER COUVERCLE, SUSPENSION INFERIEUR	2	2	2	2	
42	97095-06025	BOLT BOULON	4	4	4	4	
43	92995-06600	WASHER RONDELLE	4	4	4	4	
44	69J-11351-11	GASKET, CYLINDER JOINT, D'EMBASE	1	1	1	1	
45	93210-25552	O-RING JOINT TORIQUE	1	1	1	1	
46	93210-19MJ1	O-RING JOINT TORIQUE	2	2	2	2	
47	69J-11313-00-94	PLUG, BLIND PLOT, BORGNE	1	1	1	1	
48	93210-25647	O-RING JOINT TORIQUE	1	1	1	1	
49	97095-06020	BOLT BOULON	2	2	2	2	
50	92995-06600	WASHER RONDELLE	2	2	2	2	
51	69J-14664-00	GROMMET, WATER SHUT PASSE-FIL	2	2	2	2	
52	69J-13440-01	ELEMENT ASSY, OIL CLEANER ELEMENT, FILTRE A HUILE	1	1	1	1	
53	69J-12858-00	BOLT, UNION BOULON, RACCORD	1	1	1	1	
54	6P2-13446-00-9S	CONNECTOR CONNECTEUR	1	1	1	1	

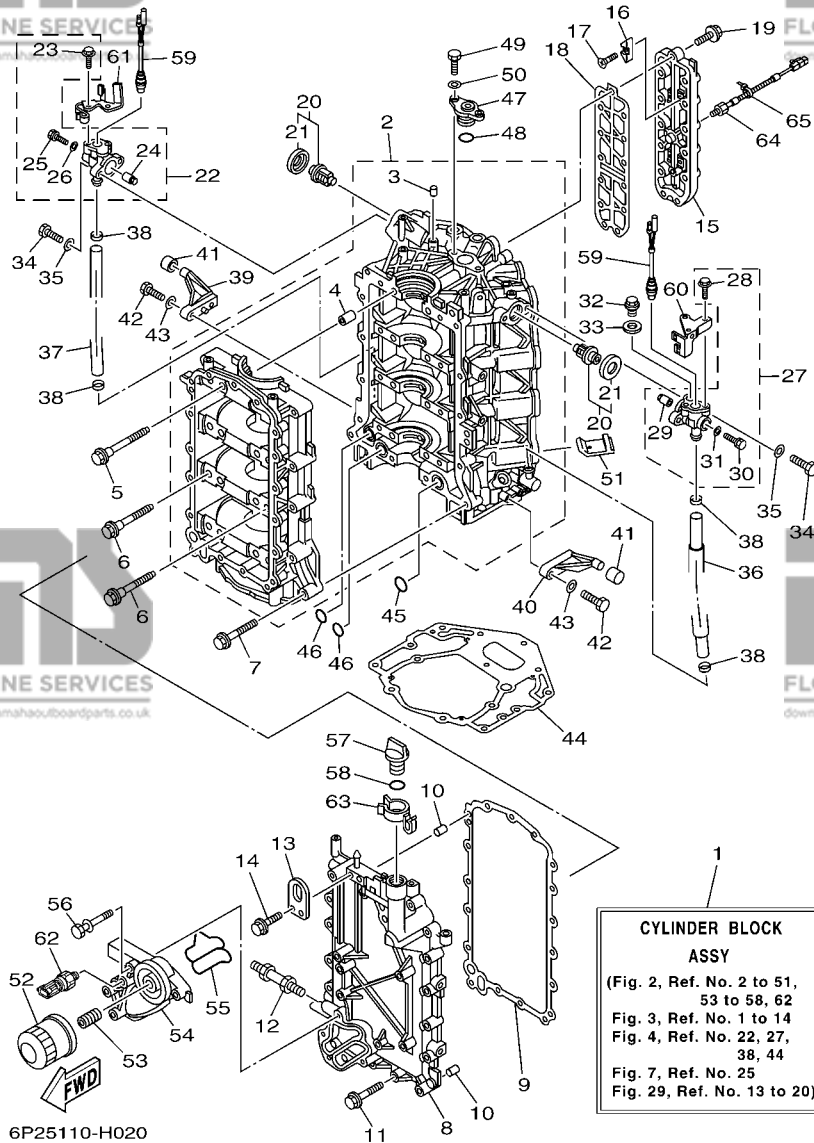
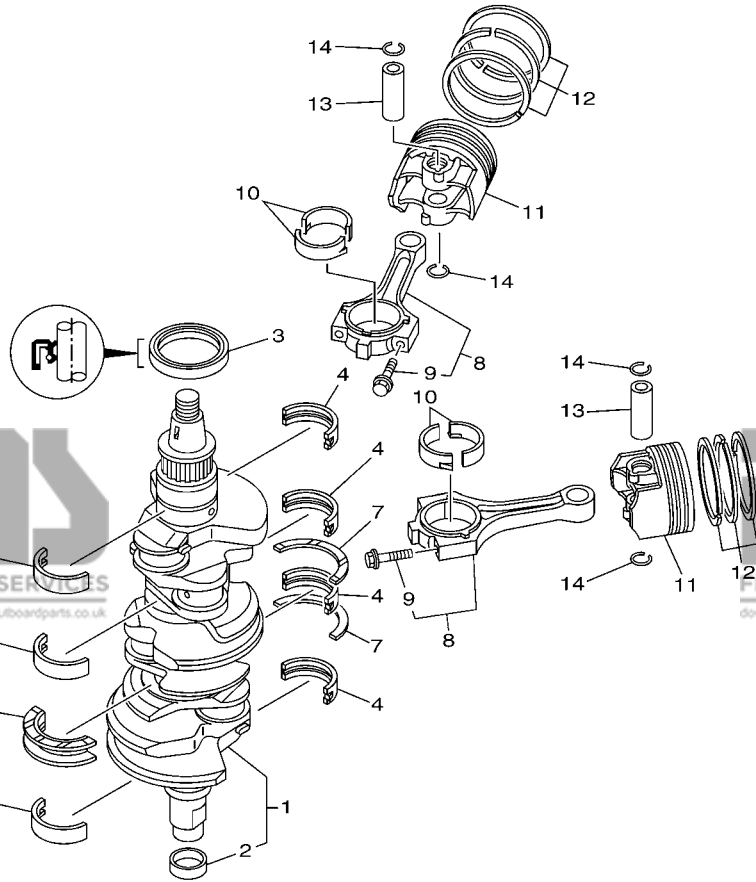


FIG. 2 CYLINDER & CRANKCASE 1 CYLINDRE & CARTER 1

REF. NO.	PART NO. N° PIECES	DESCRIPTION DESCRIPTION	6AL4	6AS3	6AM4	6AT3	REMARKS REMARQUES
55	6P2-13477-00	GASKET JOINT	1	1	1	1	
56	90119-06025	BOLT, WITH WASHER BOULON, AVEC RONDELLE	5	5	5	5	
57	6G8-15363-00	PLUG, OIL PLOT, HUILE	1	1	1	1	
58	93210-24M79	O-RING JOINT TORIQUE	1	1	1	1	
59	6P2-82560-01	THERMO SWITCH ASSY THERMO-CONTACT COMPLET	2	2	2	2	
60	6P2-82588-00	PLATE PLAQUE	1	1	1	1	
61	6P2-82389-00	PLATE 2 PLAQUETTE 2	1	1	1	1	
62	6AW-83651-00	SENDER, OIL PRESSURE RACCORD, PRESSION D'HUILE	1	1	1	1	
63	6P2-83597-00	CLAMP COLLIER	1	1	1	1	
64	6P2-85780-00	SENSOR, KNOCK SONDE DE COGNEMENT	1	1	1	1	
65	90465-11M10	CLAMP BRIDE	1	1	1	1	

**FIG. 3 CRANKSHAFT & PISTON VILEBREQUIN & PISTON**



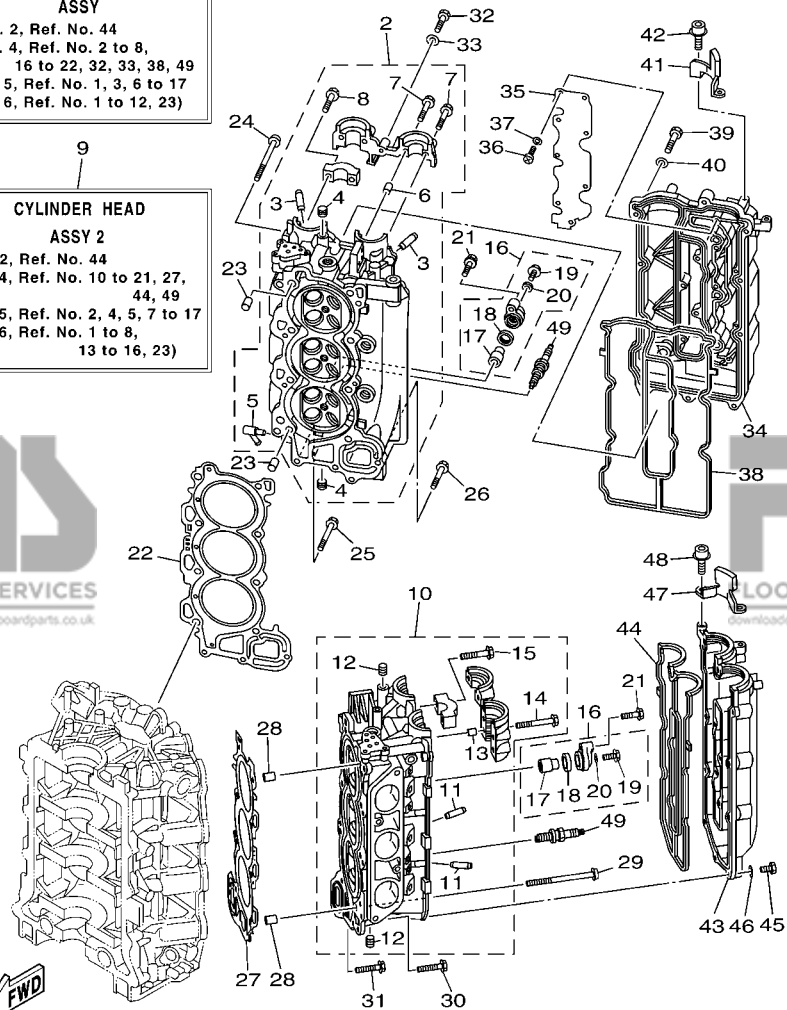
REF. NO.	PART NO. N° PIECES	DESCRIPTION DESCRIPTION	6AL4	6AS3	6AM4	6AT3	REMARKS REMARQUES
1	6P2-11410-01	CRANKSHAFT VILEBREQUIN COMPLET	1	1	1	1	
2	69J-11478-00	.COLLAR .COLLERETTE	1	1	1	1	
3	93102-63004	OIL SEAL JOINT SPY	1	1	1	1	
4	69J-11416-01	PLANE BEARING, CRANKSHAFT 1 COUSSINET DE VILEBREQUIN 1	4	4	4	4	UR #1 UR #1
	69J-11416-11	PLANE BEARING, CRANKSHAFT 1 COUSSINET DE VILEBREQUIN 1	4	4	4	4	UR #2 UR #2
	69J-11416-21	PLANE BEARING, CRANKSHAFT 1 COUSSINET DE VILEBREQUIN 1	4	4	4	4	UR #3 UR #3
5	69J-11417-01	PLANE BEARING, CRANKSHAFT 2 COUSSINET DE VILEBREQUIN 2	3	3	3	3	UR #1 UR #1
	69J-11417-11	PLANE BEARING, CRANKSHAFT 2 COUSSINET DE VILEBREQUIN 2	3	3	3	3	UR #2 UR #2
	69J-11417-21	PLANE BEARING, CRANKSHAFT 2 COUSSINET DE VILEBREQUIN 2	3	3	3	3	UR #3 UR #3
6	69J-11426-01	PLANE BEARING, CRANKSHAFT 1 COUSSINET, VILEBREQUIN 1	1	1	1	1	UR #1 UR #1
	69J-11426-11	PLANE BEARING, CRANKSHAFT 1 COUSSINET, VILEBREQUIN 1	1	1	1	1	UR #2 UR #2
	69J-11426-21	PLANE BEARING, CRANKSHAFT 1 COUSSINET, VILEBREQUIN 1	1	1	1	1	UR #3 UR #3
7	69J-11427-00	PLANE BEARING, CRANKSHAFT 2 COUSSINET, VILEBREQUIN 2	2	2	2	2	
8	69J-W1165-01	CONNECTING ROD ASSY BIELLE COMPLETE	6	6	6	6	
9	69J-11654-00	.BOLT, CONNECTING ROD .BOULON, BIELLE	2	2	2	2	
10	69J-11656-00	PLANE BEARING, CONNECTING ROD ROULEMENT DE BIELLE	12	12	12	12	UR YELLOW UR YELLOW
	69J-11656-10	PLANE BEARING, CONNECTING ROD ROULEMENT DE BIELLE	12	12	12	12	UR GREEN UR GREEN
	69J-11656-20	PLANE BEARING, CONNECTING ROD ROULEMENT DE BIELLE	12	12	12	12	UR BLUE UR BLUE
11	6P2-11631-01-B0	PISTON (STD) PISTON (STD)	6	6	6	6	
12	63P-11603-01	PISTON RING SET (STD) JEU DE SEGMENTS (STD)	6	6	6	6	
13	69J-11633-00	PIN, PISTON AXE, PISTON	6	6	6	6	
14	69J-11634-01	CLIP, PISTON PIN AGRAFE, AXE DE PISTON	12	12	12	12	



6P25110-H030

**CYLINDER HEAD ASSY**  
(Fig. 2, Ref. No. 44  
Fig. 4, Ref. No. 2 to 8,  
16 to 22, 32, 33, 38, 49  
Fig. 5, Ref. No. 1, 3, 6 to 17  
Fig. 6, Ref. No. 1 to 12, 23)

**CYLINDER HEAD ASSY 2**  
(Fig. 2, Ref. No. 44  
Fig. 4, Ref. No. 10 to 21, 27,  
44, 49  
Fig. 5, Ref. No. 2, 4, 5, 7 to 17  
Fig. 6, Ref. No. 1 to 8,  
13 to 16, 23)



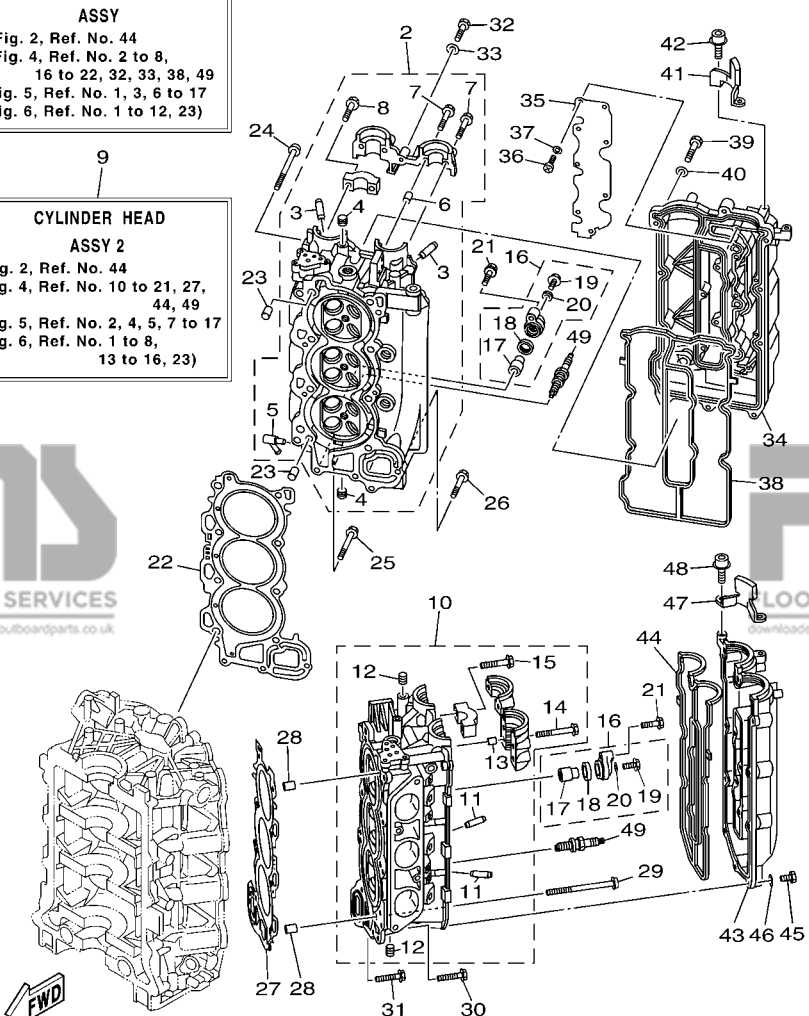
6P24100-G040

**FIG. 4 CYLINDER & CRANKCASE 2 CYLINDRE & CARTER 2**

REF. NO.	PART NO. N° PIECES	DESCRIPTION DESCRIPTION	6AL4	6AS3	6AM4	6AT3	REMARKS REMARQUES
1	6P2-W009A-02-9S	CYLINDER HEAD ASSY CULASSE (ENS.)	1	1	1	1	
2	6P2-11110-01-9S	CYLINDER HEAD ASSY JEU DE CULASSE	1	1	1	1	
3	69J-11133-10	.GUIDE, VALVE 1 .GUIDE, SOUPAPE 1	12	12	12	12	
4	90344-51019	.PLUG, TAPER SCREW .PLOT, FILETE CONIQUE	7	7	7	7	
5	676-11372-00	.NIPPLE, HOSE .RACCORD, TUYAU	1	1	1	1	
6	91809-08006	.PIN, DOWEL .GOUJON, D'ASSEMBLAGE	2	2	2	2	
7	90119-07001	.BOLT, WITH WASHER .BOULON, AVEC RONDELLE	4	4	4	4	
8	90119-07234	.BOLT, WITH WASHER .BOULON, AVEC RONDELLE	14	14	14	14	
9	6P2-W009C-02-9S	CYLINDER HEAD ASSY 2 CULASSE 2	1	1	1	1	
10	6P2-11120-01-9S	CYLINDER HEAD ASSY 2 CULASSE 2	1	1	1	1	
11	69J-11133-10	.GUIDE, VALVE 1 .GUIDE, SOUPAPE 1	12	12	12	12	
12	90344-51019	.PLUG, TAPER SCREW .PLOT, FILETE CONIQUE	3	3	3	3	
13	91809-08006	.PIN, DOWEL .GOUJON, D'ASSEMBLAGE	4	4	4	4	
14	90119-07235	.BOLT/WASHER-CAM CAPS .BOULON, AVEC RONDELLE	6	6	6	6	
15	90119-07234	.BOLT, WITH WASHER .BOULON, AVEC RONDELLE	12	12	12	12	
16	69J-11301-10	ANODE COVER ASSY COUVERCLE ANODE (ENS.)	4	4	4	4	
17	68V-11325-02	.ANODE .ANODE	1	1	1	1	
18	67F-11328-00	.GROMMET, ANODE .PASSE-FIL	1	1	1	1	
19	90105-06M07	.BOLT, FLANGE .BOULON	1	1	1	1	
20	90430-06M03	.GASKET .JOINT	1	1	1	1	
21	97575-08540	BOLT, WITH WASHER VIS HEXAGONAL AVEC RONDELLE	4	4	4	4	
22	6P2-11181-00	GASKET, CYLINDER HEAD 1 JOINT, DE CULASSE 1	1	1	1	1	
23	90387-10M08	COLLAR COLLERETTE	2	2	2	2	
24	90155-10002	SCREW, FLAT FILLISTER VIS, TETE OVALE PLATE	8	8	8	8	
25	90119-08M91	BOLT, WITH WASHER BOULON, AVEC RONDELLE	2	2	2	2	
26	90119-08021	BOLT, WITH WASHER BOULON, AVEC RONDELLE	1	1	1	1	
27	6P2-11182-00	GASKET, CYLINDER HEAD 2 JOINT, CULASSE 2	1	1	1	1	

**CYLINDER HEAD ASSY**  
(Fig. 2, Ref. No. 44  
Fig. 4, Ref. No. 2 to 8,  
16 to 22, 32, 33, 38, 49  
Fig. 5, Ref. No. 1, 3, 6 to 17  
Fig. 6, Ref. No. 1 to 12, 23)

**CYLINDER HEAD ASSY 2**  
(Fig. 2, Ref. No. 44  
Fig. 4, Ref. No. 10 to 21, 27,  
44, 49  
Fig. 5, Ref. No. 2, 4, 5, 7 to 17  
Fig. 6, Ref. No. 1 to 8,  
13 to 16, 23)

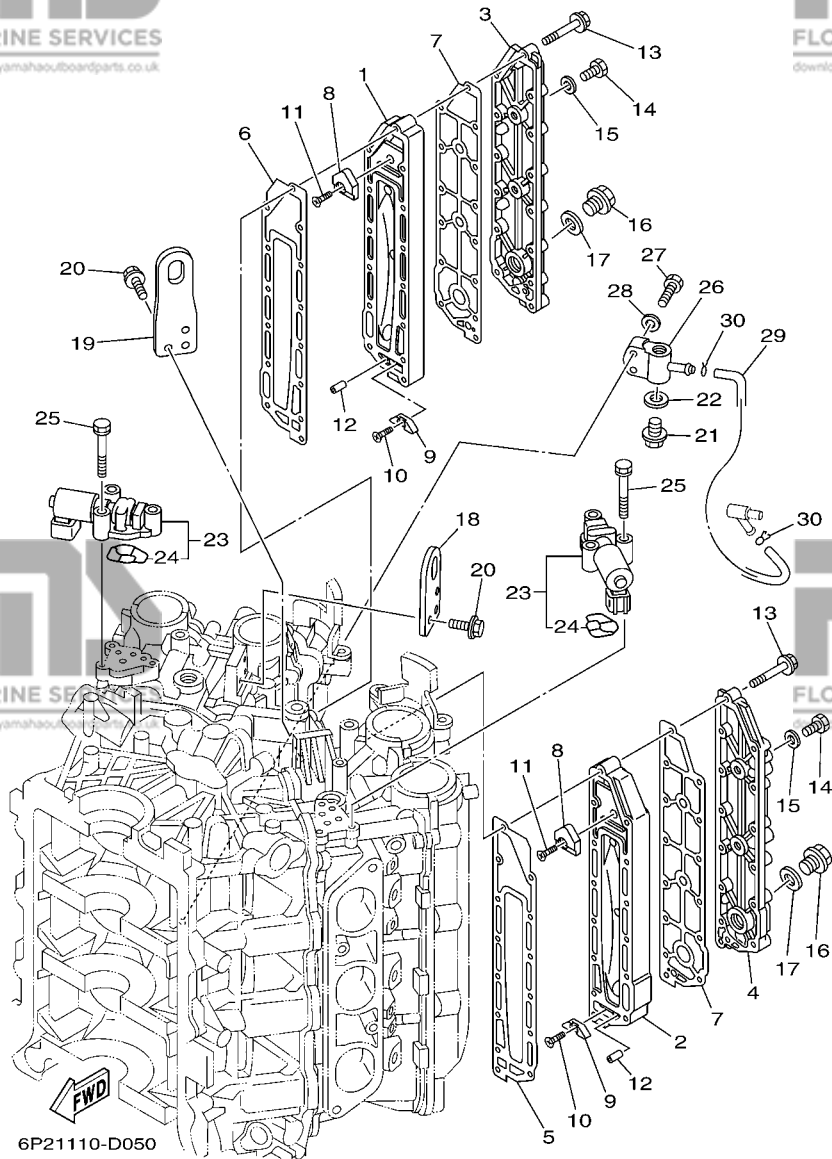


6P24100-G040

**FIG. 4 CYLINDER & CRANKCASE 2 CYLINDRE & CARTER 2**

REF. NO.	PART NO. N° PIECES	DESCRIPTION DESCRIPTION	GAL4	6AS3	6AM4	6AT3	REMARKS REMARQUES
28	90387-10M08	COLLAR COLLERETTE	2	2	2	2	
29	90155-10002	SCREW, FLAT FILLISTER VIS, TETE OVALE PLATE	8	8	8	8	
30	90119-08M91	BOLT, WITH WASHER BOULON, AVEC RONDELLE	2	2	2	2	
31	90119-08021	BOLT, WITH WASHER BOULON, AVEC RONDELLE	1	1	1	1	
32	97095-06030	BOLT BOULON	1	1	1	1	
33	92995-06600	WASHER RONDELLE	1	1	1	1	
34	6P2-11191-00-9S	COVER, CYLINDER HEAD 1 COUVERCLE, CULASSE 1	1	1	1	1	
35	6P2-11135-00	PLATE, BREATHER 3 PLAQUE, RENIFLARD 3	1	1	1	1	
36	98507-04008	SCREW, PAN HEAD VIS, TETE TRONCONIQUE	9	9	9	9	
37	92907-04600	WASHER RONDELLE	9	9	9	9	
38	6P2-11193-00	GASKET, HEAD COVER 1 JOINT, COUVERCLE DE CULASSE 1	1	1	1	1	
39	97095-06030	BOLT BOULON	14	14	14	14	
40	92995-06600	WASHER RONDELLE	14	14	14	14	
41	6P2-15142-00	GUIDE 1 GUIDE 1	1	1	1	1	
42	90110-06150	BOLT, HEXAGON SOCKET HEAD BOULON, TETE HEXAGONALE CREUSE	2	2	2	2	
43	6P2-11192-00-9S	COVER, CYLINDER HEAD 2 COUVERCLE, CULASSE 2	1	1	1	1	
44	6P2-11194-00	GASKET, HEAD COVER 2 JOINT, COUVERCLE DE CULASSE 2	1	1	1	1	
45	97095-06030	BOLT BOULON	14	14	14	14	
46	92995-06600	WASHER RONDELLE	14	14	14	14	
47	6P2-15143-00	GUIDE GUIDE	1	1	1	1	
48	90110-06150	BOLT, HEXAGON SOCKET HEAD BOULON, TETE HEXAGONALE CREUSE	2	2	2	2	
49	94702-00400	PLUG, SPARK (NGK LFR6A-11) BOUGIE D'ALLUMAGE(NGK LFR6A-11)	6	6	6	6	

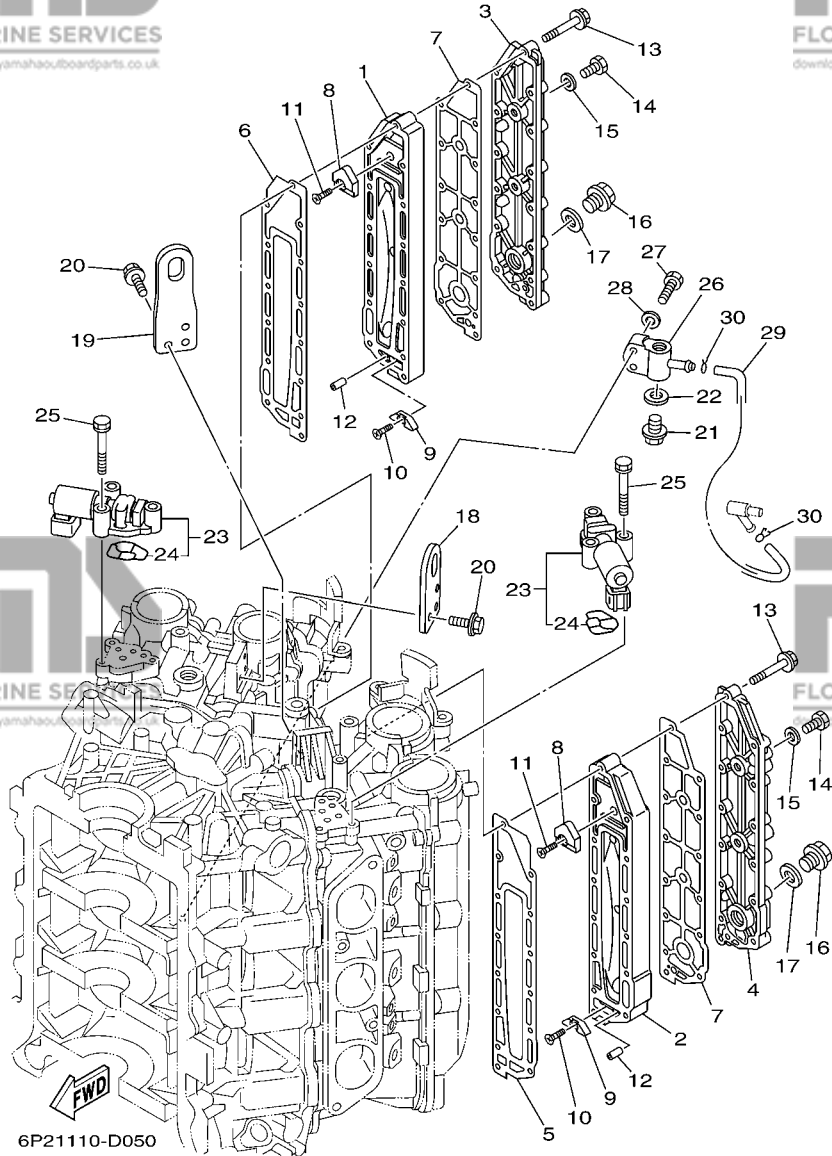
**FIG. 5 CYLINDER & CRANKCASE 3 CYLINDRE & CARTER 3**



REF. NO.	PART NO. N° PIECES	DESCRIPTION DESCRIPTION	6AL4	6AS3	6AM4	6AT3	REMARKS REMARQUES
1	69J-41111-01-9S	INNER COVER, EXHAUST PLAQUE, ECHAPPEMENT	1	1	1	1	
2	69J-41121-01-9S	INNER COVER, EXHAUST PLAQUE, ECHAPPEMENT	1	1	1	1	
3	69J-41113-01-9S	OUTER COVER, EXHAUST COUVERCLE, ECHAPPEMENT	1	1	1	1	
4	69J-41123-01-9S	OUTER COVER, EXHAUST COUVERCLE, ECHAPPEMENT	1	1	1	1	
5	6P2-41112-00	GASKET, EXHAUST INNER COVER JOINT, PLAQUE D'ECHAPPEMENT	1	1	1	1	
6	6P2-41122-00	GASKET, EXHAUST INNER COVER JOINT, PLAQUE D'ECHAPPEMENT	1	1	1	1	
7	6P2-41114-00	GASKET, EXHAUST OUTER COVER JOINT, COUVERCLE D'ECHAPPEMENT	2	2	2	2	
8	6P2-11325-00	ANODE ANODE	2	2	2	2	
9	6E5-11325-00	ANODE ANODE	2	2	2	2	
10	98780-04015	SCREW, FLAT HEAD VIS A TETE FRAISEE	2	2	2	2	
11	90151-06M02	SCREW, COUNTERSUNK VIS, TETE NOYEE	2	2	2	2	
12	91690-40010	PIN, SPRING AGRAFFE	2	2	2	2	
13	90119-06027	BOLT, WITH WASHER BOULON, AVEC RONDELLE	28	28	28	28	
14	97095-08014	BOLT BOULON	4	4	4	4	
15	90430-08143	GASKET JOINT	4	4	4	4	
16	90340-18M09	PLUG, STRAIGHT SCREW PLOT, FILETE DROIT	2	2	2	2	
17	90430-18130	GASKET JOINT	2	2	2	2	
18	6P2-11119-00	HANGER, ENGINE ANNEAU, LEVAGE	1	1	1	1	
19	6P2-1111E-00	HANGER, ENGINE 2 ANNEAU, LEVAGE 2	1	1	1	1	
20	90119-06MA2	BOLT, WITH WASHER BOULON, AVEC RONDELLE	6	6	6	6	
21	90340-14M06	PLUG, STRAIGHT SCREW PLOT, FILETE DROIT	1	1	1	1	
22	90430-14115	GASKET JOINT	1	1	1	1	
23	6P2-86120-00	SOLENOID VALVE ASSY SOLENOIDE	2	2	2	2	
24	6P2-12403-00	.FILTER .ELEMENT	1	1	1	1	
25	90119-06MA6	BOLT, WITH WASHER BOULON, AVEC RONDELLE	6	6	6	6	
26	6P2-83652-00-94	CONNECTOR CONNECTEUR	1	1	1	1	
27	97095-06030	BOLT BOULON	2	2	2	2	

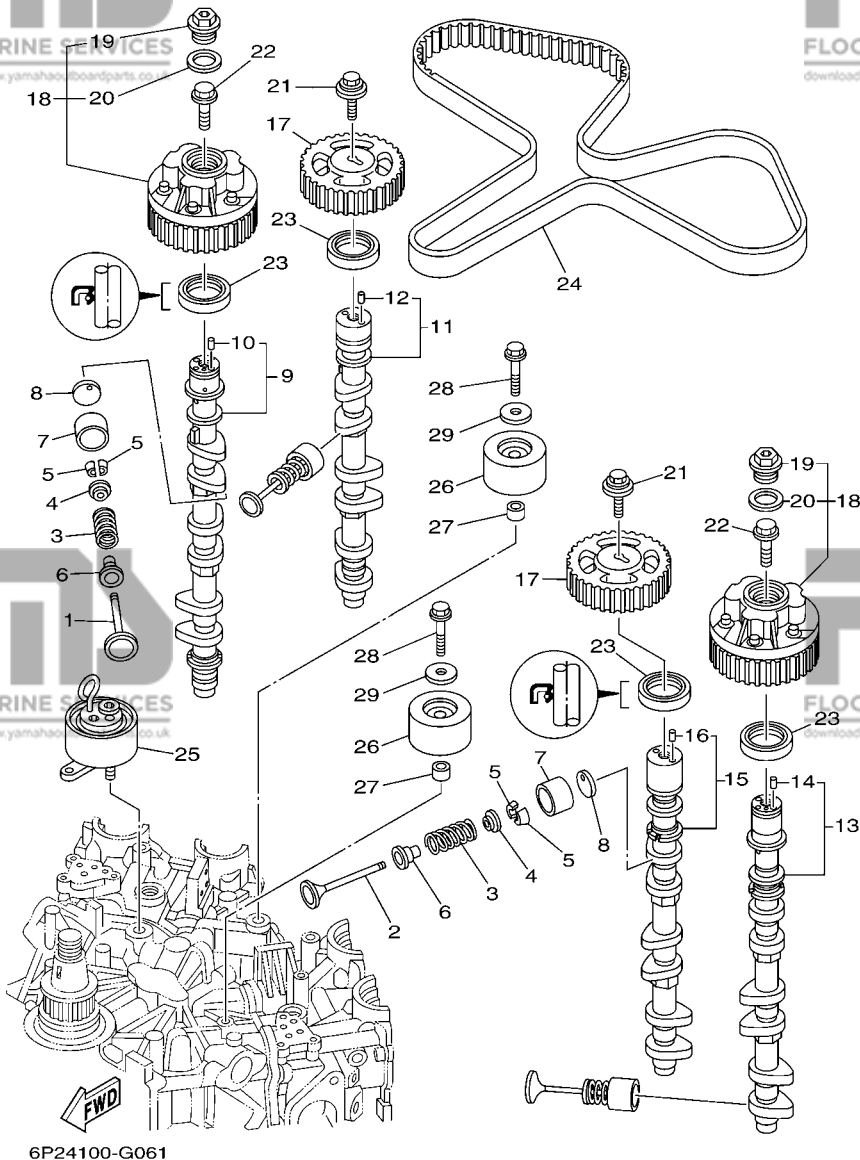
**FIG. 5 CYLINDER & CRANKCASE 3**

**CYLINDRE & CARTER 3**



REF. NO.	PART NO. N° PIECES	DESCRIPTION DESCRIPTION	GAL4	GAS3	GAM4	GAT3	REMARKS REMARQUES
28	92995-06600	WASHER RONDELLE	2	2	2	2	
29	6H4-24311-00	PIPE, FUEL 1 DURITE A ESSENCE	1	1	1	1	
30	90467-08M18	CLIP JONC	2	2	2	2	





6P24100-G061

FIG. 6 VALVE

SOUPAPE

REF. NO.	PART NO. N° PIECES	DESCRIPTION DESCRIPTION	GAL4	6AS3	6AM4	6AT3	REMARKS REMARQUES
1	6P2-12111-00	VALVE, INTAKE SOUPAPE, ADMISSION	12	12	12	12	
2	6P2-12121-00	VALVE, EXHAUST SOUPAPE, ECHAPPEMENT	12	12	12	12	
3	69J-12113-01	SPRING, VALVE INNER RESSORT DE SOUPAPE, INTERNE	24	24	24	24	
4	69J-12117-01	RETAINER, VALVE SPRING BUTEE DE RESSORT DE SOUPAPE	24	24	24	24	
5	69J-12118-00	COTTER, VALVE FRAISE, SOUPAPE	48	48	48	48	
6	69J-12119-00	SEAL, VALVE STEM JOINT, QUEUE DE SOUPAPE	24	24	24	24	
7	69J-12153-00	LIFTER, VALVE LEVE-SOUPAPE	24	24	24	24	
8	6S1-12168-00	PAD, ADJUSTING (2.320) PASTILLE, REGLAGE (2.320)	24	24	24	24	UR
	6S1-12168-10	PAD, ADJUSTING (2.340) PASTILLE, REGLAGE (2.340)	24	24	24	24	UR
	6S1-12168-20	PAD, ADJUSTING (2.360) PASTILLE, REGLAGE (2.360)	24	24	24	24	UR
	6S1-12168-30	PAD, ADJUSTING (2.380) PASTILLE, REGLAGE (2.380)	24	24	24	24	UR
	6S1-12168-40	PAD, ADJUSTING (2.400) PASTILLE, REGLAGE (2.400)	24	24	24	24	UR
	6S1-12168-50	PAD, ADJUSTING (2.420) PASTILLE, REGLAGE (2.420)	24	24	24	24	UR
	6S1-12168-60	PAD, ADJUSTING (2.440) PASTILLE, REGLAGE (2.440)	24	24	24	24	UR
	6S1-12168-70	PAD, ADJUSTING (2.460) PASTILLE, REGLAGE (2.460)	24	24	24	24	UR
	6S1-12168-80	PAD, ADJUSTING (2.480) PASTILLE, REGLAGE (2.480)	24	24	24	24	UR
	6S1-12168-90	PAD, ADJUSTING (2.500) PASTILLE, REGLAGE (2.500)	24	24	24	24	UR
	6S1-12168-A0	PAD, ADJUSTING (2.520) PASTILLE, REGLAGE (2.520)	24	24	24	24	UR
	6S1-12168-B0	PAD, ADJUSTING (2.540) PASTILLE, REGLAGE (2.540)	24	24	24	24	UR
	6S1-12168-C0	PAD, ADJUSTING (2.560) PASTILLE, REGLAGE (2.560)	24	24	24	24	UR
	6S1-12168-D0	PAD, ADJUSTING (2.580) PASTILLE, REGLAGE (2.580)	24	24	24	24	UR
	6S1-12168-E0	PAD, ADJUSTING (2.600) PASTILLE, REGLAGE (2.600)	24	24	24	24	UR
	6S1-12168-F0	PAD, ADJUSTING (2.620) PASTILLE, REGLAGE (2.620)	24	24	24	24	UR
	6S1-12168-G0	PAD, ADJUSTING (2.640) PASTILLE, REGLAGE (2.640)	24	24	24	24	UR
	6S1-12168-H0	PAD, ADJUSTING (2.660) PASTILLE, REGLAGE (2.660)	24	24	24	24	UR
	6S1-12168-J0	PAD, ADJUSTING (2.680) PASTILLE, REGLAGE (2.680)	24	24	24	24	UR
	6S1-12168-K0	PAD, ADJUSTING (2.700) PASTILLE, REGLAGE (2.700)	24	24	24	24	UR

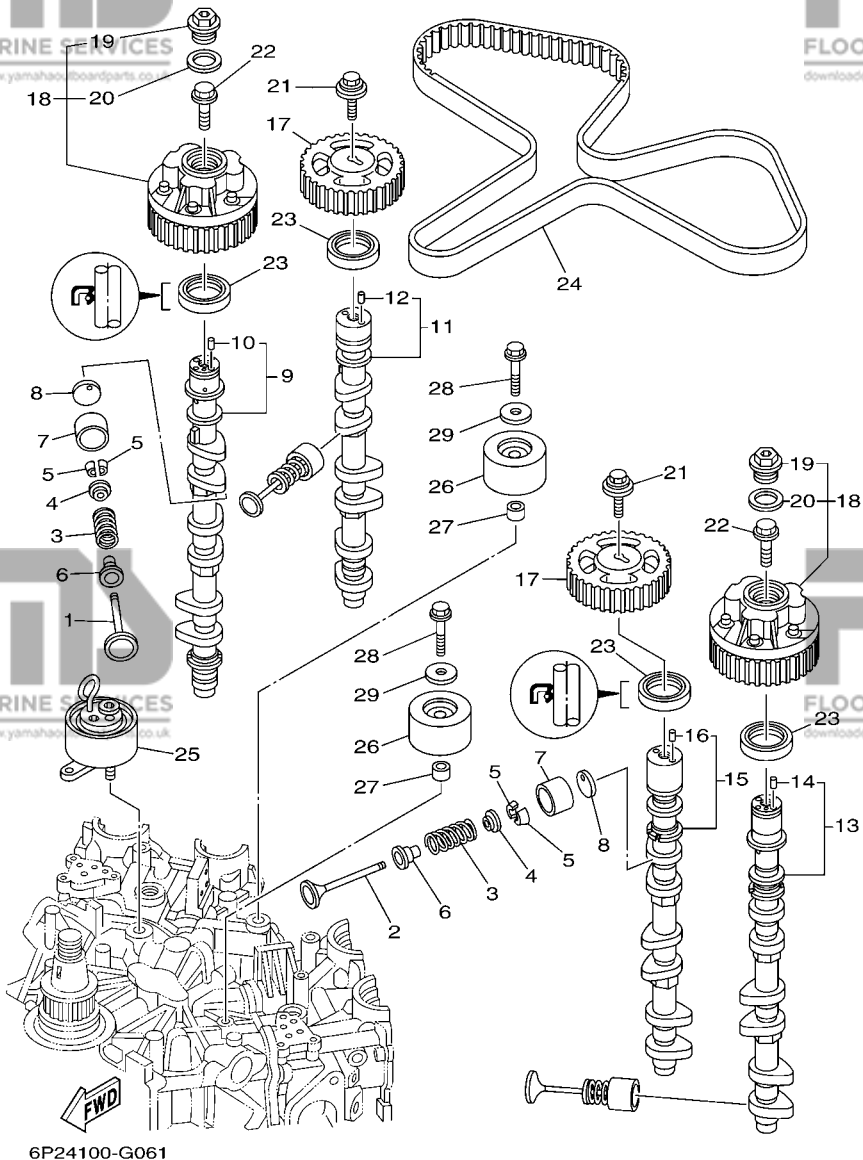


FIG. 6 VALVE

SOUPAPE

REF. NO.	PART NO. N° PIECES	DESCRIPTION DESCRIPTION	GAL4	6AS3	GAM4	GAT3	REMARKS REMARQUES
8	6S1-12168-L0	PAD, ADJUSTING (2.720)	24	24	24	24	UR
		PASTILLE, REGLAGE (2.720)					UR
	6S1-12168-M0	PAD, ADJUSTING (2.740)	24	24	24	24	UR
		PASTILLE, REGLAGE (2.740)					UR
	6S1-12168-N0	PAD, ADJUSTING (2.760)	24	24	24	24	UR
		PASTILLE, REGLAGE (2.760)					UR
	6S1-12168-P0	PAD, ADJUSTING (2.780)	24	24	24	24	UR
		PASTILLE, REGLAGE (2.780)					UR
	6S1-12168-R0	PAD, ADJUSTING (2.800)	24	24	24	24	UR
		PASTILLE, REGLAGE (2.800)					UR
	6S1-12168-S0	PAD, ADJUSTING (2.820)	24	24	24	24	UR
		PASTILLE, REGLAGE (2.820)					UR
	6S1-12168-T0	PAD, ADJUSTING (2.840)	24	24	24	24	UR
		PASTILLE, REGLAGE (2.840)					UR
	6S1-12168-U0	PAD, ADJUSTING (2.860)	24	24	24	24	UR
		PASTILLE, REGLAGE (2.860)					UR
	6S1-12168-V0	PAD, ADJUSTING (2.880)	24	24	24	24	UR
		PASTILLE, REGLAGE (2.880)					UR
	6S1-12168-W0	PAD, ADJUSTING (2.900)	24	24	24	24	UR
		PASTILLE, REGLAGE (2.900)					UR
	6S1-12168-X0	PAD, ADJUSTING (2.920)	24	24	24	24	UR
		PASTILLE, REGLAGE (2.920)					UR
	6S1-12168-Y0	PAD, ADJUSTING (2.940)	24	24	24	24	UR
		PASTILLE, REGLAGE (2.940)					UR
	6S1-12169-00	PAD, ADJUSTING (2.960)	24	24	24	24	UR
		PASTILLE, REGLAGE (2.960)					UR
9	6P2-12171-02	CAMSHAFT 1	1	1	1	1	
		ARBRE A CAMES 1					
10	93605-10108	.PIN, DOWEL	1	1	1	1	
		.AXE					
11	6P2-12181-01	CAMSHAFT 2	1	1	1	1	
		ARBRE A CAMES 2					
12	93605-10108	.PIN, DOWEL	1	1	1	1	
		.AXE					
13	6P2-12172-02	CAMSHAFT 3	1	1	1	1	
		ARBRE A CAMES 3					
14	93605-10108	.PIN, DOWEL	1	1	1	1	
		.AXE					
15	6P2-12182-01	CAMSHAFT 4	1	1	1	1	
		ARBRE A CAMES 4					
16	93605-10108	.PIN, DOWEL	1	1	1	1	
		.AXE					
17	6P2-11537-01	GEAR, DRIVEN	2	2	2	2	
		PIGNON SECONDAIRE					
18	6P2-12645-10	PULLY ASSY 1	2	2	2	2	
		POULIE COMPLET 1					
19	6P2-12623-00	.BOLT	1	1	1	1	
		.BOULON					
20	6P2-12663-00	.GASKET	1	1	1	1	
		.JOINT					
21	68V-12157-00	BOLT	2	2	2	2	
		BOULON					
22	6P2-12615-00	BOLT	2	2	2	2	
		BOULON					

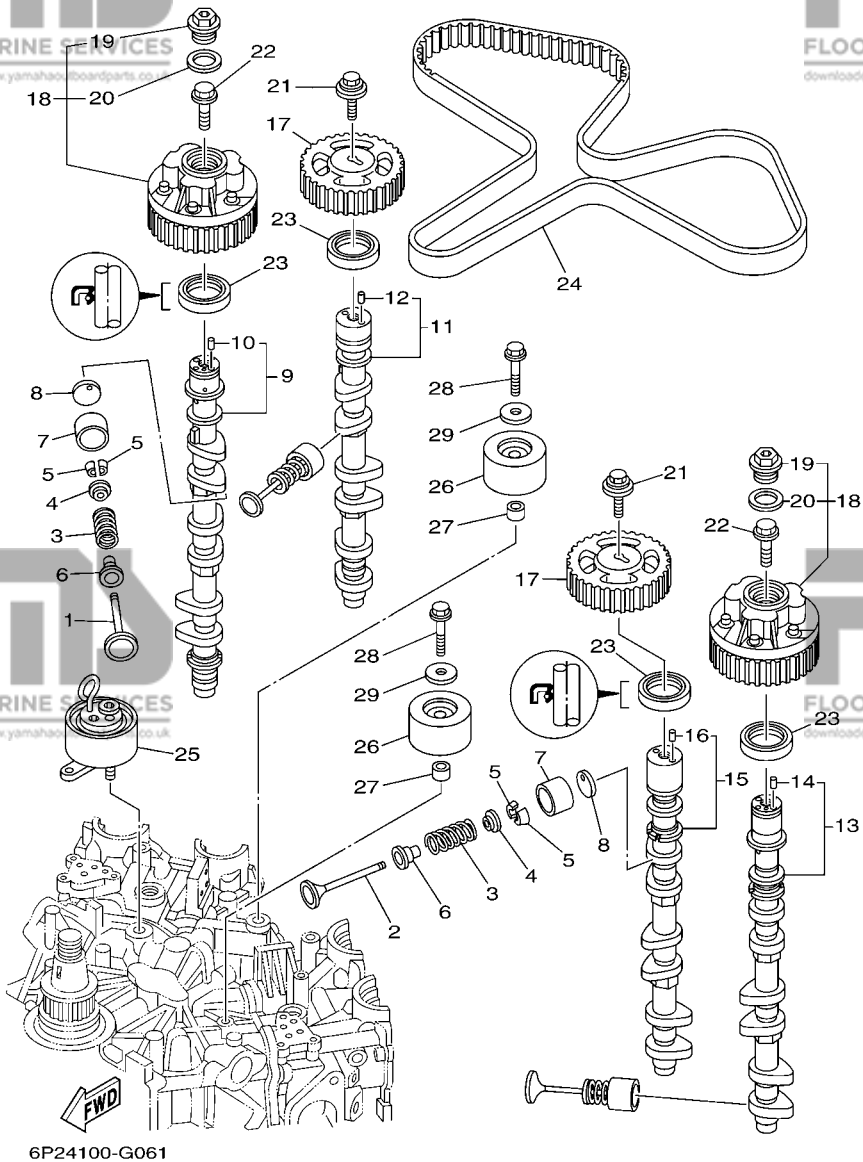
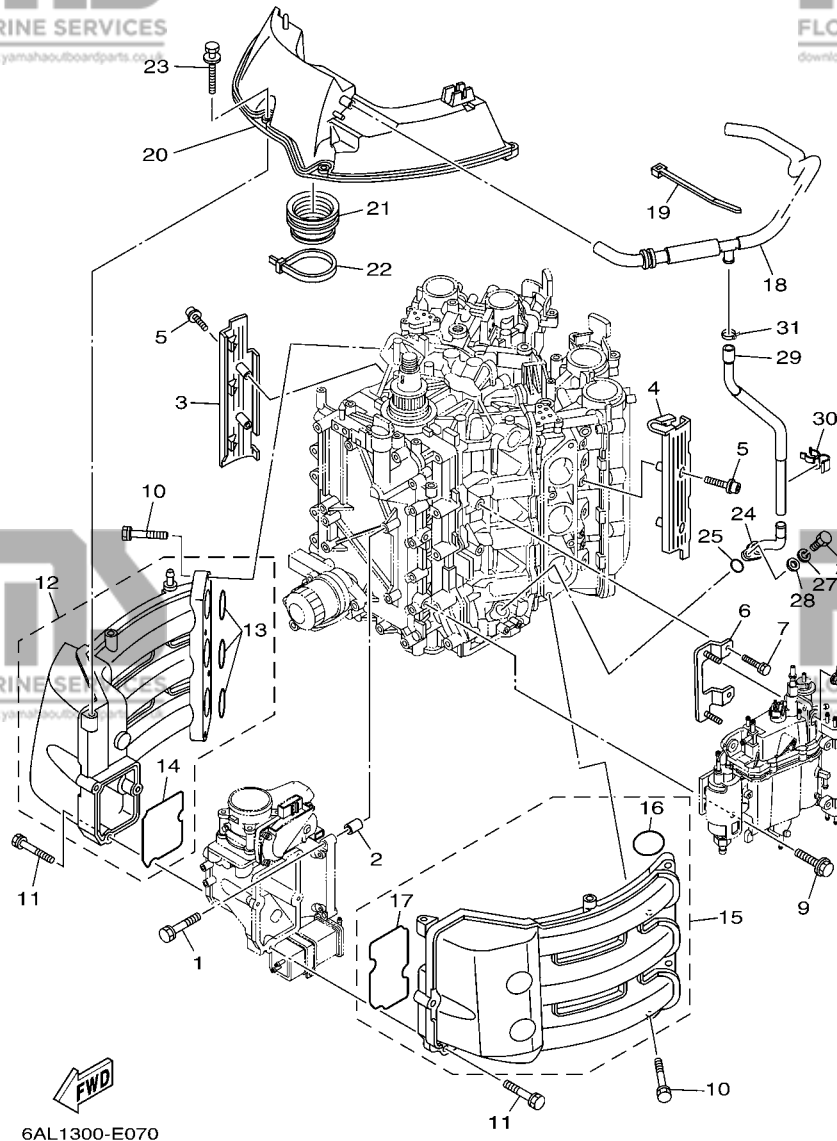


FIG. 6 VALVE

SOUPAPE

REF. NO.	PART NO. N° PIECES	DESCRIPTION DESCRIPTION	6AL4	6AS3	6AM4	6AT3	REMARKS REMARQUES
23	93102-38008	OIL SEAL JOINT SPY	4	4	4	4	
24	6P2-46241-00	V-BELT COURROIE TRAPEZOIDALE	1	1	1	1	
25	6P2-11590-00	TENSIONER ASSY TENDEUR (ENS.)	1	1	1	1	
26	6P2-15512-00	GEAR, IDLER 1 PIGNON, INTERMEDIAIRE 1	2	2	2	2	
27	90387-10M08	COLLAR COLLERETTE	2	2	2	2	
28	90119-10M07	BOLT, WITH WASHER BOULON, AVEC RONDELLE	2	2	2	2	
29	90201-10M01	WASHER, PLATE RONDELLE, PLATE	2	2	2	2	



6AL1300-E070

**FIG. 7 INTAKE 1**

**ADMISSION 1**

REF. NO.	PART NO. N° PIECES	DESCRIPTION DESCRIPTION	6AL4	6AS3	6AM4	6AT3	REMARKS REMARQUES
1	97575-08540	BOLT, WITH WASHER VIS HEXAGONAL AVEC RONDELLE	4	4	4	4	
2	99530-10114	PIN, DOWEL GOUJON, D'ASSEMBLAGE	2	2	2	2	
3	6P2-13564-00	COVER, MANIFOLD COUVERCLE, TUBULURE	1	1	1	1	
4	6P2-13594-00	COVER, MANIFOLD 2 COUVERCLE, TUBULURE 2	1	1	1	1	
5	90110-06038	BOLT, HEXAGON SOCKET HEAD BOULON, TETE HEXAGONALE CREUSE	4	4	4	4	
6	6P2-24422-00	PLATE PLAQUETTE	1	1	1	1	
7	97575-06516	BOLT, WITH WASHER VIS HEXAGONAL AVEC RONDELLE	2	2	2	2	
8	90179-06M28	NUT ECROU	2	2	2	2	
9	90119-06M24	BOLT, WITH WASHER BOULON, AVEC RONDELLE	2	2	2	2	
10	97575-08540	BOLT, WITH WASHER VIS HEXAGONAL AVEC RONDELLE	8	8	8	8	
11	90119-06MA6	BOLT, WITH WASHER BOULON, AVEC RONDELLE	7	7	7	7	
12	6P2-13641-00	MANIFOLD 1 TUBULURE 1	1	1	1	1	
13	6P2-13645-00	.GASKET, MANIFOLD 1 .JOINT, TUBULURE 1	3	3	3	3	
14	6P2-13646-00	.GASKET, MANIFOLD 2 .JOINT, TUBULURE 2	1	1	1	1	
15	6P2-13642-00	MANIFOLD 2 TUBULURE 2	1	1	1	1	
16	6P2-13645-00	.GASKET, MANIFOLD 1 .JOINT, TUBULURE 1	3	3	3	3	
17	6P2-13647-00	.GASKET, MANIFOLD 3 .JOINT, TUBULURE 3	1	1	1	1	
18	6P2-15373-01	PIPE, BREATHER DURITE DE RENIFLARD	1	1	1	1	
19	90465-13M18	CLAMP BRIDE	1	1	1	1	
20	6P2-14440-00	SILENCER ASSY, INTAKE SIENCIEUX D'ADMISSION	1	1	1	1	
21	6P2-1441J-00	PIPE, SILENCER DURITE, DE SILENCIEUX	1	1	1	1	
22	90464-99004	CLAMP BRIDE	1	1	1	1	
23	90119-06M35	BOLT, WITH WASHER BOULON, AVEC RONDELLE	4	4	4	4	
24	6P2-11372-00	NIPPLE, HOSE RACCORD, TUYAU	1	1	1	1	
25	93210-19MJ3	O-RING JOINT TORIQUE	1	1	1	1	
26	97095-06020	BOLT BOULON	1	1	1	1	
27	92995-06100	WASHER, SPRING RONDELLE, GROWER	1	1	1	1	

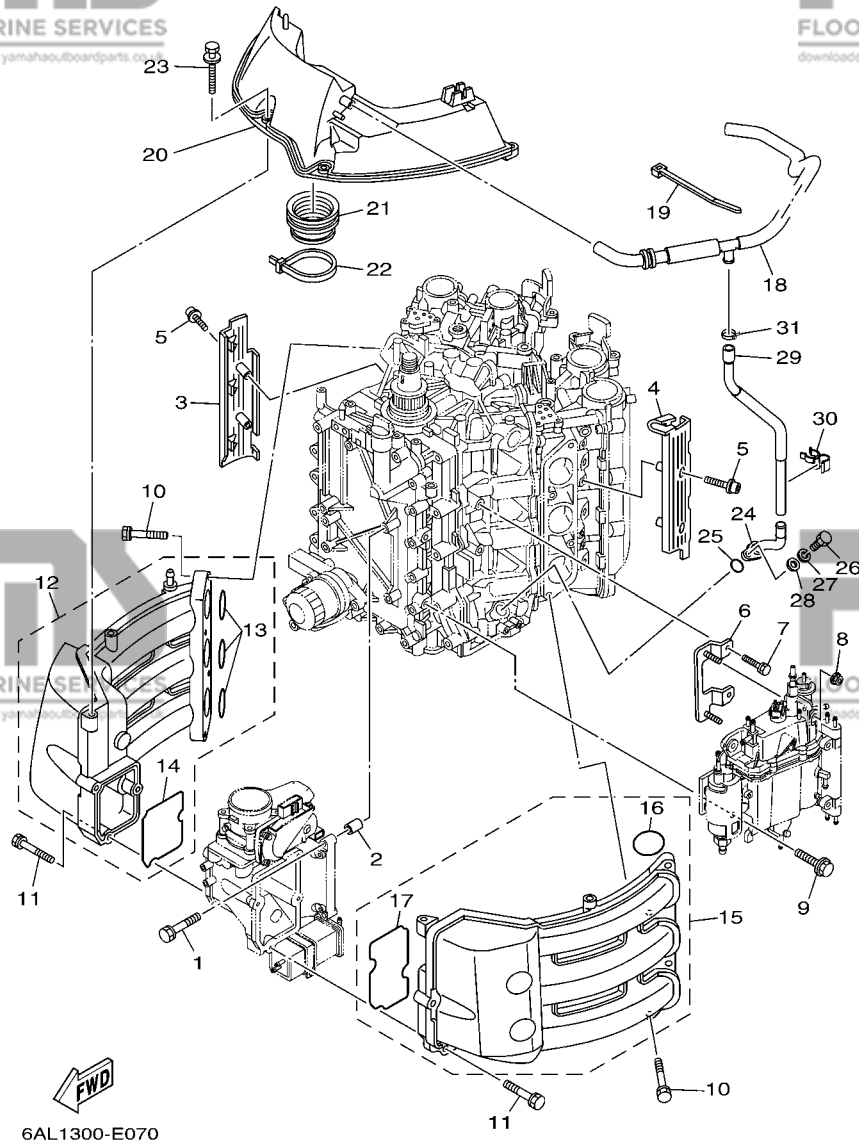


FIG. 7 INTAKE 1

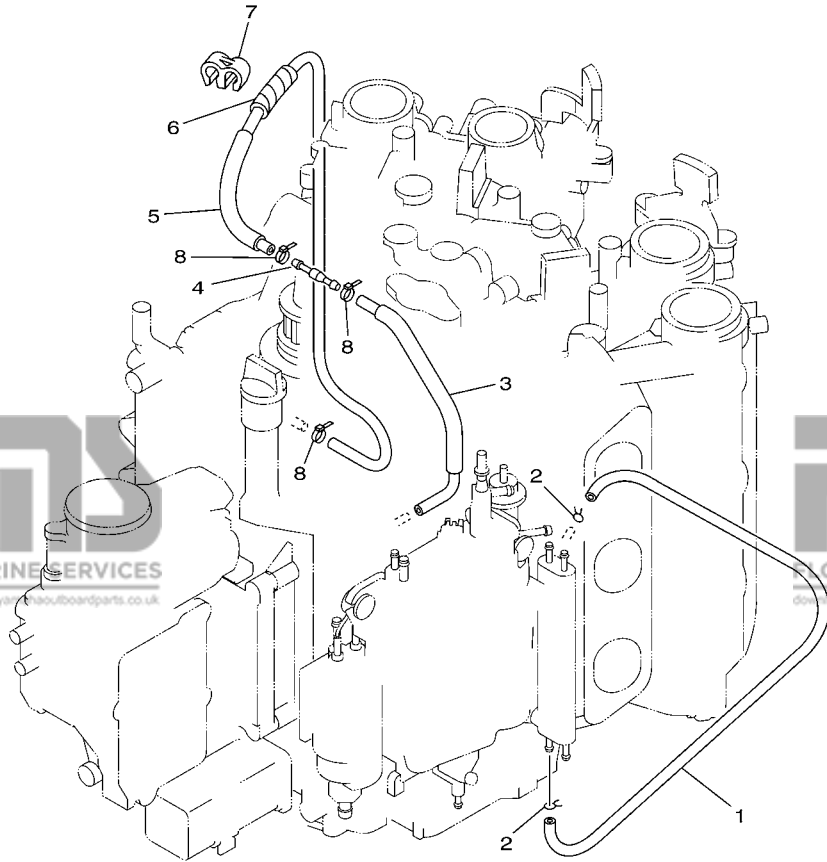
ADMISSION 1

REF. NO.	PART NO. N° PIECES	DESCRIPTION DESCRIPTION	6AL4	6AS3	6AM4	6AT3	REMARKS REMARQUES
28	92995-06600	WASHER RONDELLE	1	1	1	1	
29	6P2-11377-00	HOSE DURITE	1	1	1	1	
30	90464-20011	CLAMP BRIDE	1	1	1	1	
31	90465-11M10	CLAMP BRIDE	1	1	1	1	

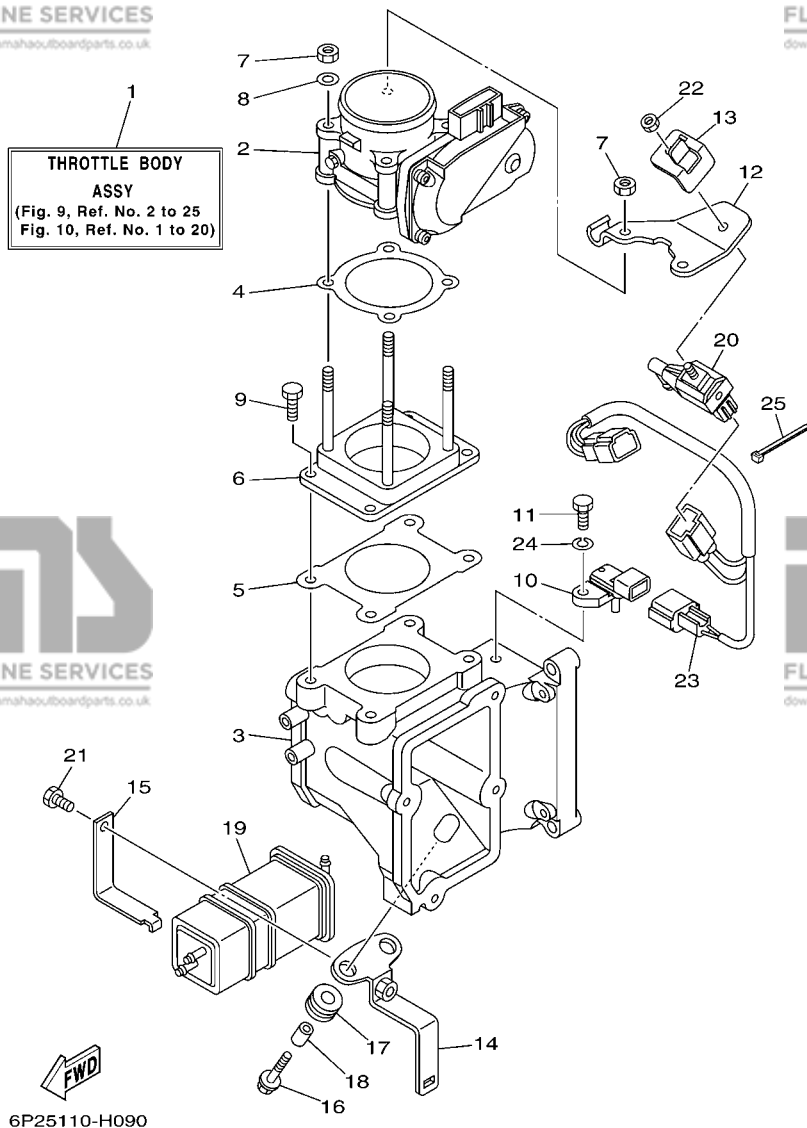
**FIG. 8 INTAKE 2**

**ADMISSION 2**

REF. NO.	PART NO. N° PIECES	DESCRIPTION DESCRIPTION	6AL4	6AS3	6AM4	6AT3	REMARKS REMARQUES
1	90445-09120	HOSE (L600) DURITE (L600)	1	1	1	1	
2	90467-09M03	CLIP JONC	2	2	2	2	
3	6P2-12482-00	PIPE 2 DURITE 2	1	1	1	1	
4	6E5-21744-00	BREATHER RENIFLARD	1	1	1	1	
5	6P2-12483-00	PIPE 3 DURITE 3	1	1	1	1	
6	90446-10M01	HOSE (L60) DURITE (L60)	1	1	1	1	
7	90464-09M21	CLAMP BRIDE	1	1	1	1	
8	90465-11M10	CLAMP BRIDE	3	3	3	3	



**FWD**  
6P21110-D081



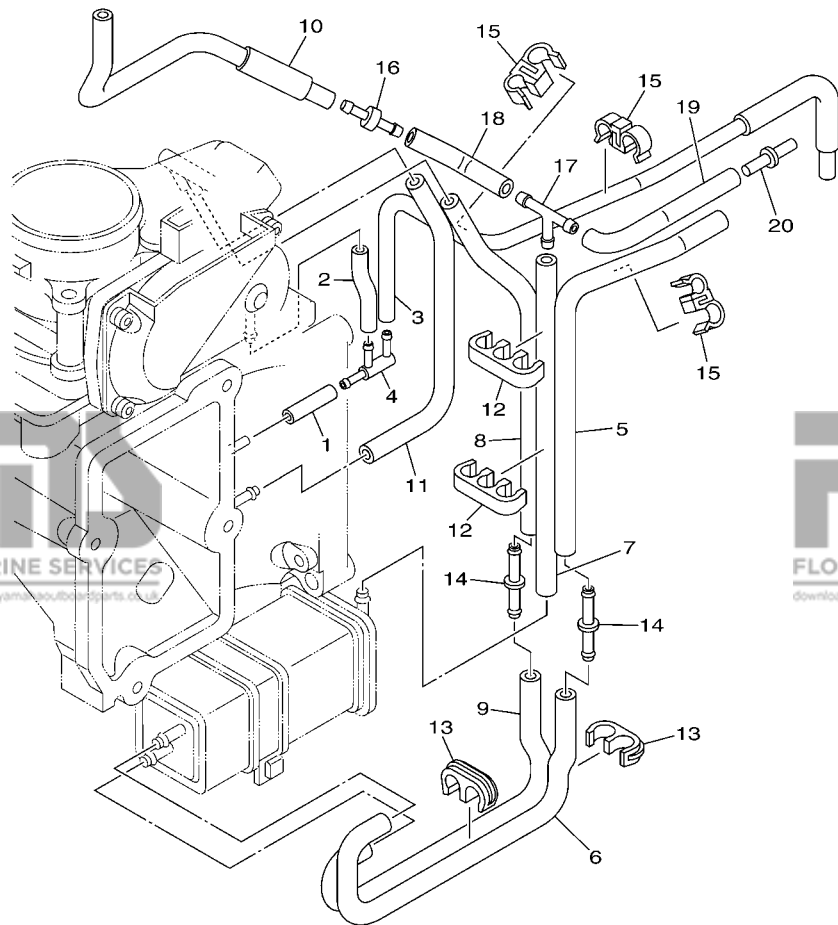
**FIG. 9 THROTTLE BODY ASSY 1**

**CARTER D'ACCELERATEUR 1**

REF. NO.	PART NO. N° PIECES	DESCRIPTION DESCRIPTION	6AL4	6AS3	6AM4	6AT3	REMARKS REMARQUES
1	6P2-13750-00	THROTTLE BODY ASSY CARTER D'ACCELERATEUR COMPLET	1	1	1	1	
2	6P2-13751-00	BODY, THROTTLE 1 CARTER 1	1	1	1	1	
3	6P2-13711-00	MIXING BODY CHAMBRE DE MELANGE	1	1	1	1	
4	6P2-13556-00	GASKET, MANIFOLD JOINT, TUBULURE	1	1	1	1	
5	6P2-13557-00	GASKET JOINT	1	1	1	1	
6	6P2-14360-00	THROTTLE DAMPER ASSY AMORISSEUR D'ACCELERATEUR	1	1	1	1	
7	6P2-13588-00	NUT ECROU	4	4	4	4	
8	6P2-13578-00	WASHER RONDELLE	2	2	2	2	
9	6P2-14496-00	BOLT BOULON	4	4	4	4	
10	6P2-82380-00	SENSOR, PRESSURE SONDE DE PRESSION	1	1	1	1	
11	6P2-13573-00	BOLT 1 BOULON 1	1	1	1	1	
12	6P2-14255-00	PLATE PLAQUE	1	1	1	1	
13	6P2-14159-00	CLIP JONC	1	1	1	1	
14	6P2-2134X-00	BRACKET, CANISTER SUPPORT	1	1	1	1	
15	6P2-2419A-00	HOLDER SUPPORT	1	1	1	1	
16	90119-06M59	BOLT, WITH WASHER BOULON, AVEC RONDELLE	2	2	2	2	
17	90480-10M23	GROMMET PASSE-FIL	2	2	2	2	
18	90387-06M60	COLLAR COLLERETTE	2	2	2	2	
19	6P2-24170-00	CANISTER ASSY BANDE, RASERVOIR A ESSENCE	1	1	1	1	
20	6C5-86120-00	SOLENOID VALVE ASSY SOLENOIDE	1	1	1	1	
21	6P2-13574-00	BOLT 2 BOULON 2	1	1	1	1	
22	69J-14164-00	NUT, HOLDING ECROU, FIXATION	1	1	1	1	
23	6P2-8258A-00	EXTENSION, WIRE HARNESS EXTENSION, FAISCEAU DE FILS	1	1	1	1	
24	68V-14356-00	WASHER, SPRING RONDELLE	1	1	1	1	
25	68V-2481H-00	CLAMP BRIDE	1	1	1	1	

**FIG. 10 THROTTLE BODY ASSY 2**

**CARTER D'ACCELERATEUR 2**



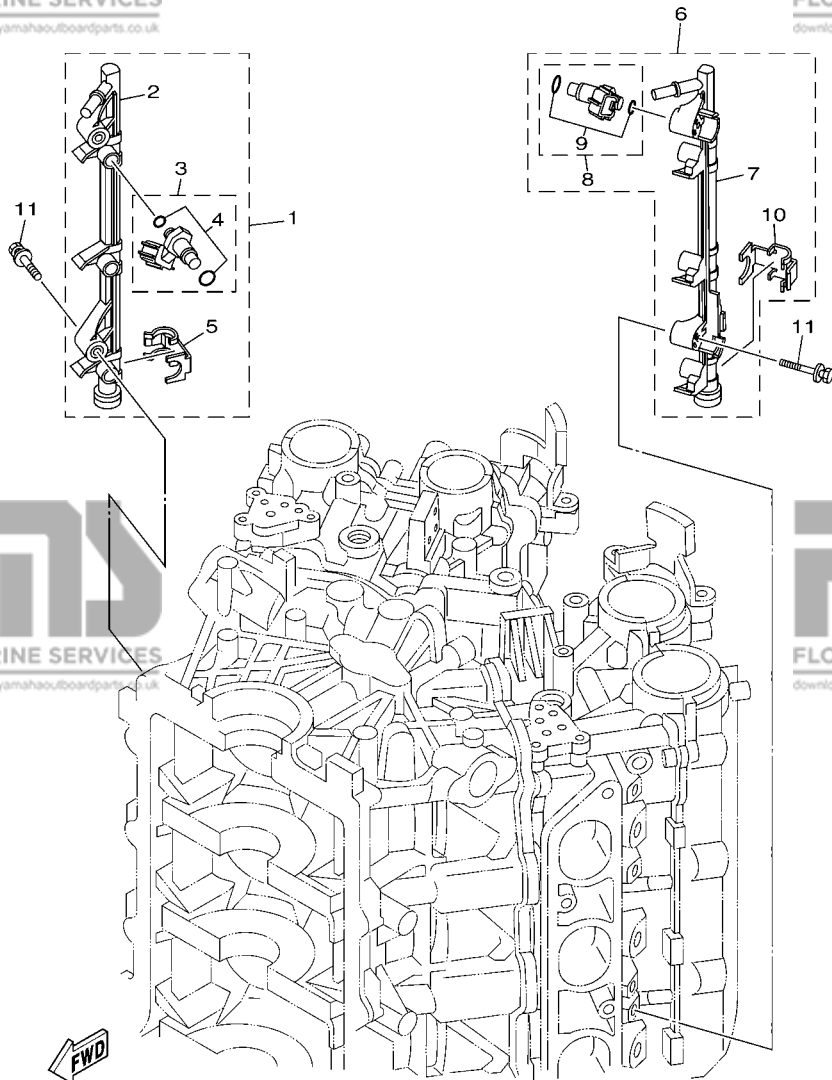
6P21110-D100

REF. NO.	PART NO. N° PIECES	DESCRIPTION DESCRIPTION	6AL4	6AS3	6AM4	6AT3	REMARKS REMARQUES
1	6P2-14349-00	PIPE DURITE	1	1	1	1	
2	6P2-13533-00	HOSE, VACUUM SENSING 4 DURITE 4	1	1	1	1	
3	6P2-13532-00	HOSE, VACUUM SENSING 3 DURITE 3	1	1	1	1	
4	6P2-13595-00	JOINT RACCORD	1	1	1	1	
5	6P2-1475A-00	PIPE 1 DURITE 1	1	1	1	1	
6	6P2-1475E-00	PIPE 2 DURITE	1	1	1	1	
7	6P2-13545-00	HOSE 1 DURITE 1	1	1	1	1	
8	6P2-1475F-00	PIPE 3 DURITE 3	1	1	1	1	
9	6P2-1475G-00	PIPE 4 DURITE 4	1	1	1	1	
10	6P2-13546-00	HOSE 2 DURITE 2	1	1	1	1	
11	6P2-2416A-00	HOSE DURITE	1	1	1	1	
12	6P2-24135-00	CLAMP 1 COLLIER 1	2	2	2	2	
13	6P2-24136-00	CLAMP 2 COLLIER 2	2	2	2	2	
14	6P2-13758-00	PIPE, JOINT DURITE	2	2	2	2	
15	6P2-24137-00	CLAMP 3 COLLIER 3	3	3	3	3	
16	6E5-21744-00	BREATHER RENIFLARD	1	1	1	1	
17	688-24378-00	PIPE, JOINT 3 DURITE RACCORDEMENT 3	1	1	1	1	
18	6P2-13547-00	HOSE 3 DURITE 3	1	1	1	1	
19	6P2-13548-00	HOSE, AIR 4 DURITE, A AIR 4	1	1	1	1	
20	6P2-24376-00	PIPE, JOINT 1 DURITE 1, RACCORDEMENT	1	1	1	1	



**FIG. 11 THROTTLE BODY ASSY 3**

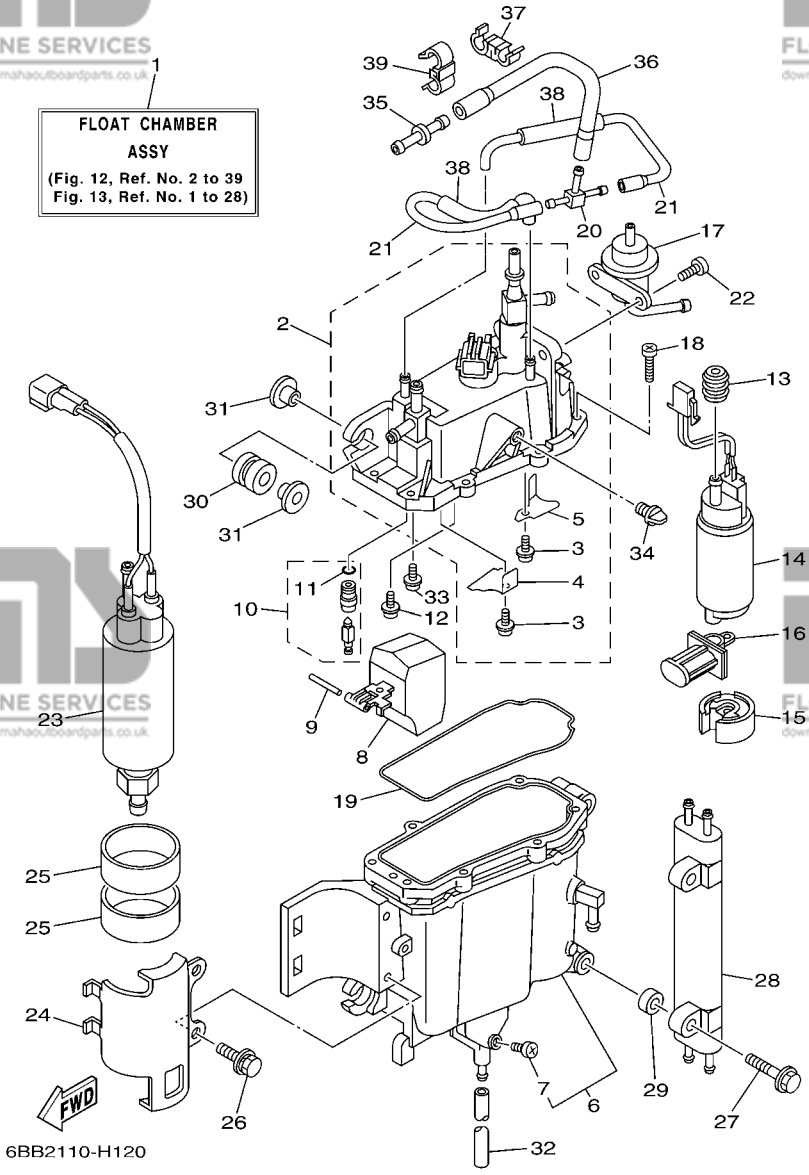
**CARTER D'ACCELERATEUR 3**



6P23100-F110

REF. NO.	PART NO. N° PIECES	DESCRIPTION DESCRIPTION	6AL4	6AS3	6AM4	6AT3	REMARKS REMARQUES
1	6P2-13160-10	DELIVERY PIPE ASSY 1 ENS. TUBE DE REFOULEMENT 1	1	1	1	1	
2	6P2-13161-00	.PIPE, DELIVERY 1 .DURITE REFOULEMENT 1	1	1	1	1	
3	6P2-13761-10	.INJECTOR .INJECTEUR	3	3	3	3	
4	6C5-1410B-00	..PACKING KIT ..POCHETTE DE JOINTS	1	1	1	1	
5	6P2-13577-00	.CLIP .AGRAFE	3	3	3	3	
6	6P2-13170-10	DELIVERY PIPE ASSY 2 ENS. TUBE DE REFOULEMENT 2	1	1	1	1	
7	6P2-13171-00	.PIPE, DELIVERY 2 .DURITE REFOULEMENT	1	1	1	1	
8	6P2-13761-10	.INJECTOR .INJECTEUR	3	3	3	3	
9	6C5-1410B-00	..PACKING KIT ..POCHETTE DE JOINTS	1	1	1	1	
10	6P2-13577-00	.CLIP .AGRAFE	3	3	3	3	
11	90119-06122	BOLT, WITH WASHER BOULON, AVEC RONDELLE	4	4	4	4	

**FLOAT CHAMBER ASSY**  
(Fig. 12, Ref. No. 2 to 39)  
(Fig. 13, Ref. No. 1 to 28)

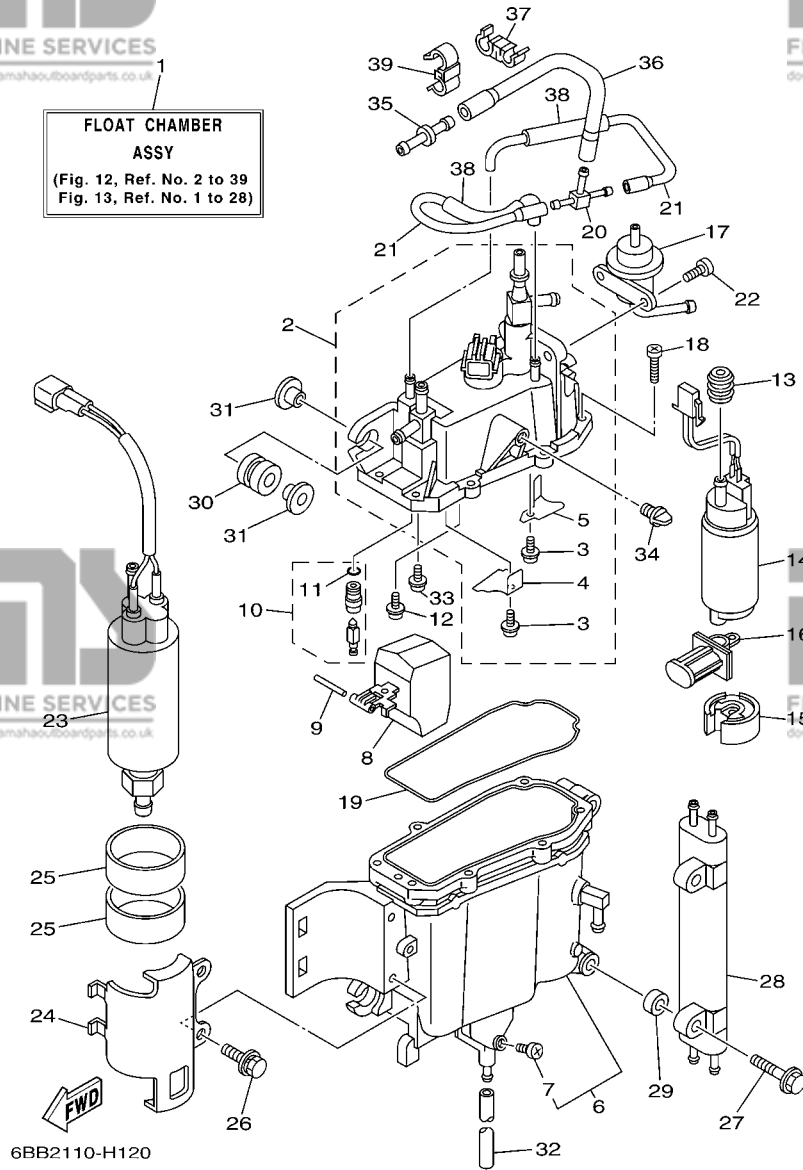


**FIG. 12 FUEL INJECTION PUMP 1**

**POMPE A INJECTEUR 1**

REF. NO.	PART NO. N° PIECES	DESCRIPTION DESCRIPTION	6AL4	6AS3	6AM4	6AT3	REMARKS REMARQUES
1	6P2-14180-04	FLOAT CHAMBER ASSY CUVE DE FLOTTEUR	1	1	1	1	
2	6P2-14182-00	COVER, FLOAT CHAMBER COUVERCLE, CUVE DE FLOTTEUR	1	1	1	1	
3	4SV-24453-00	.SCREW .VIS	2	2	2	2	
4	6P2-2411T-00	.PLATE 2 .PLAQUE 2	1	1	1	1	
5	63P-2411R-00	.PLATE 1 .PLAQUE 1	1	1	1	1	
6	6P2-14181-00	BODY, FLOAT CHAMBER 1 CORPS, CUVE DE FLOTTEUR 1	1	1	1	1	
7	6P2-14191-00	.PLUG, DRAIN .PLOT, VIDANGE	1	1	1	1	
8	6P2-14985-00	FLOAT FLOTTEUR	1	1	1	1	
9	6P2-14386-00	PIN, FLOAT AXE, FLOTTEUR	1	1	1	1	
10	6P2-14546-00	VALVE, NEEDLE POINTEAU	1	1	1	1	
11	6P2-13769-00	.O-RING .JOINT TORIQUE	1	1	1	1	
12	4SV-24453-00	SCREW VIS	1	1	1	1	
13	68V-13781-10	DAMPER, PUMP AMORTISSEUR, POMPE	1	1	1	1	
14	6P2-13907-00	FUEL PUMP COMP. POMPE A CARBURANT COMP.	1	1	1	1	
15	63P-13784-00	COVER, PUMP COUVERCLE, POMPE	1	1	1	1	
16	63P-13915-00	FILTER FILTRE	1	1	1	1	
17	6P2-13906-00	REGULATOR, PRESSURE REGULATEUR DE PRESSION	1	1	1	1	
18	63P-14567-00	SCREW VIS	7	7	7	7	
19	6P2-14984-00	GASKET, FLOAT CHAMBER JOINT, CUVE DE FLOTTEUR	1	1	1	1	
20	69J-24379-00	PIPE, JOINT 4 DURITE RACCORDEMENT 4	1	1	1	1	
21	63P-14148-00	PIPE DURITE	2	2	2	2	
22	68V-14564-00	SCREW VIS	2	2	2	2	
23	69J-24410-02	FUEL PUMP ASSY POMPE A ESSENCE	1	1	1	1	
24	6P2-24491-00	BRACKET, FUEL PUMP SUPPORT, POMPE A ESSENCE	1	1	1	1	
25	69J-24492-00	BUSH, FUEL PUMP BAGUE	2	2	2	2	
26	6P2-24592-00	BOLT BOLTE	2	2	2	2	
27	6P2-14446-00	BOLT BOULON	2	2	2	2	

**FLOAT CHAMBER  
ASSY**  
(Fig. 12, Ref. No. 2 to 39  
Fig. 13, Ref. No. 1 to 28)



6BB2110-H120

FIG. 12 FUEL INJECTION PUMP 1

POMPE A INJECTEUR 1

REF. NO.	PART NO. N° PIECES	DESCRIPTION DESCRIPTION	6AL4	6AS3	6AM4	6AT3	REMARKS REMARQUES
28	69J-21841-02	COOLER RADIATEUR	1	1	1	1	
29	68V-14265-00	COLLAR COLLERETTE	2	2	2	2	
30	69J-13593-00	DAMPER AMORTISSEUR	4	4	4	4	
31	69J-13716-00	COLLAR COLLERETTE	8	8	8	8	
32	6P2-14149-00	PIPE DURITE	1	1	1	1	
33	98507-04008	SCREW, PAN HEAD VIS, TETE TRONCONIQUE	1	1	1	1	
34	69J-14225-01	CAP COUVERCLE	1	1	1	1	
35	6P2-1410F-00	NIPPLE 1 RACCORD 1	1	1	1	1	
36	6P2-14197-00	PIPE DURITE	1	1	1	1	
37	6P2-2417J-00	CLAMP 2 COLLIER 2	1	1	1	1	
38	6P2-24321-00	PIPE 10 DURITE 10	2	2	2	2	
39	6P2-2417K-00	CLAMP 3 COLLIER 3	1	1	1	1	

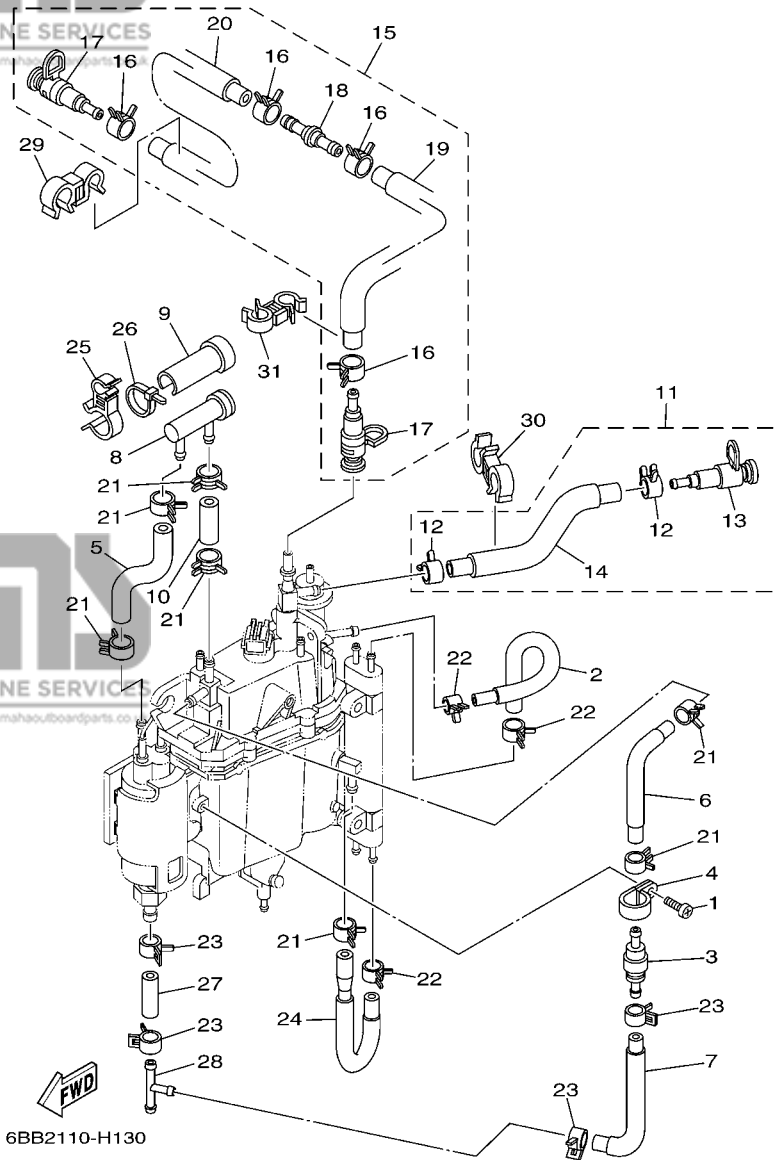
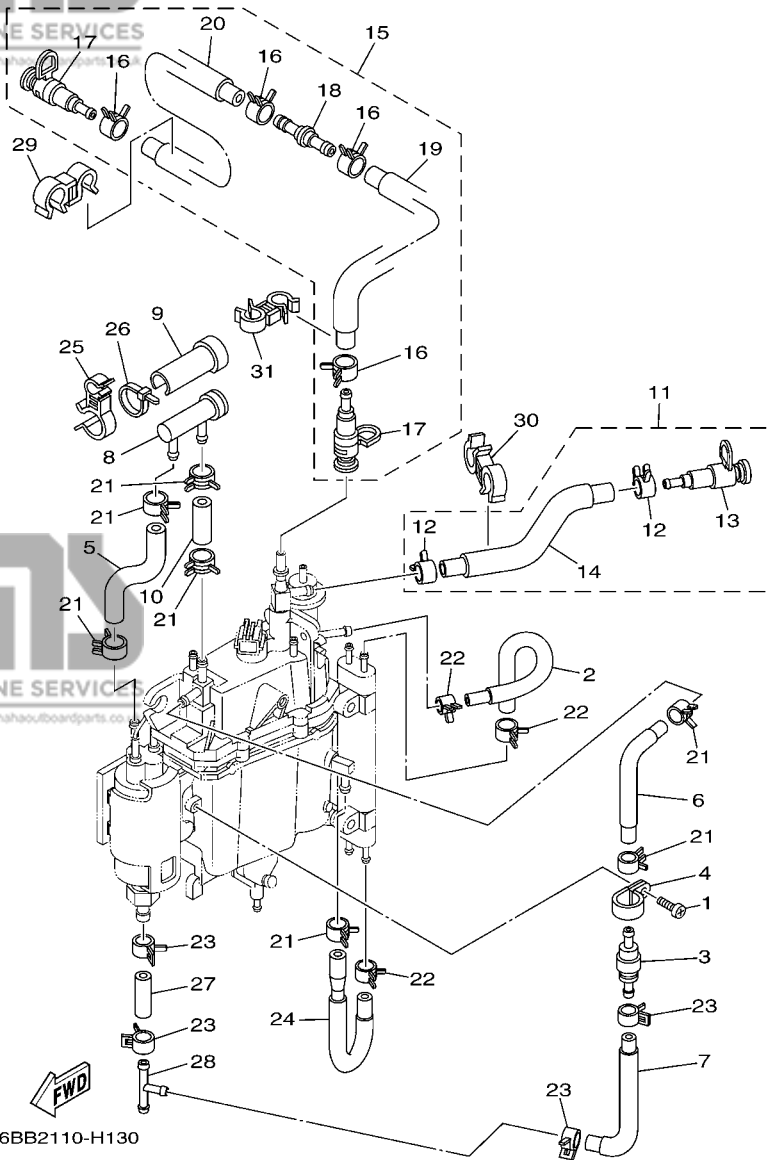


FIG. 13 FUEL INJECTION PUMP 2

POMPE A INJECTEUR 2

REF. NO.	PART NO. N° PIECES	DESCRIPTION DESCRIPTION	6AL4	6AS3	6AM4	6AT3	REMARKS REMARQUES
1	98580-05008	SCREW, PAN HEAD VIS	1	1	1	1	
2	6P2-13976-00	PIPE, FUEL 6 TUBE 6, CARBURANT	1	1	1	1	
3	69J-24460-00	RELIEF VALVE ASSY SOUPAPE DE SECURITE COMPLET	1	1	1	1	
4	6P2-24367-00	CLAMP, FUEL PIPE 2 COLLIER DE DURITE A ESSENCE	1	1	1	1	
5	6P2-24324-00	PIPE 13 DURITE 13	1	1	1	1	
6	6P2-24322-00	PIPE 11 DURITE 11	1	1	1	1	
7	6P2-24323-00	PIPE 12 DURITE 12	1	1	1	1	
8	69J-24501-10	FILTER, FUEL FILTRE	1	1	1	1	
9	69J-24599-10	CAP CAPUCHON	1	1	1	1	
10	69J-24325-00	PIPE 14 DURITE 14	1	1	1	1	
11	6P2-1257A-10	HOSE ASSY 1 ENS. MANGUERA 1	1	1	1	1	
12	68V-13577-00	.CLIP .AGRAFE	2	2	2	2	
13	60E-24300-01	.FUEL PIPE JOINT .DURITE RACCORDEMT. A ESSENCE	1	1	1	1	
14	6P2-13974-10	.PIPE, FUEL 4 .TUBE 4, CARBURANT	1	1	1	1	
15	6P2-1257E-10	HOSE ASSY 2 ENS. MANGUERA 2	1	1	1	1	
16	68V-13577-00	.CLIP .AGRAFE	4	4	4	4	
17	60E-24300-01	.FUEL PIPE JOINT .DURITE RACCORDEMT. A ESSENCE	2	2	2	2	
18	6P2-24461-10	.PIPE, JOINT .DURITE, RACCORDEMENT	1	1	1	1	
19	6P2-13973-10	.PIPE, FUEL 3 .TUBE 3, CARBURANT	1	1	1	1	
20	6P2-13972-10	.PIPE, FUEL 2 .TUBE 2, CARBURANT	1	1	1	1	
21	68V-13577-00	CLIP AGRAFE	7	7	7	7	
22	68V-24519-00	CLIP JONC	3	3	3	3	
23	69J-14137-00	CLIP JONC	4	4	4	4	
24	6P2-24315-00	PIPE 5 DURITE 5	1	1	1	1	
25	6P2-2417H-00	CLAMP 1 COLLIER 1	1	1	1	1	
26	68V-2481H-00	CLAMP BRIDE	1	1	1	1	
27	6P2-24317-00	PIPE 7 DURITE 7	1	1	1	1	

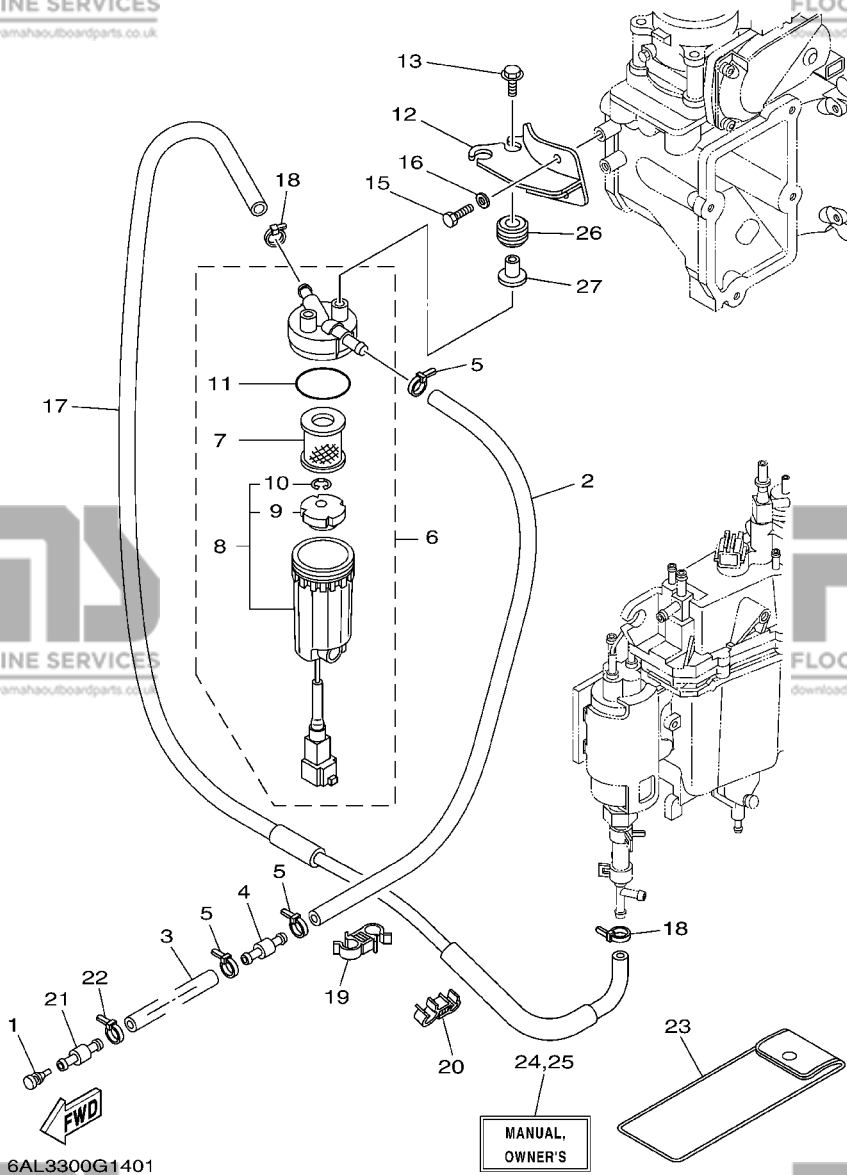


6BB2110-H130

FIG. 13 FUEL INJECTION PUMP 2

POMPE A INJECTEUR 2

REF. NO.	PART NO. N° PIECES	DESCRIPTION DESCRIPTION	6AL4	6AS3	6AM4	6AT3	REMARKS REMARQUES
28	6E5-24378-00	PIPE, JOINT 3 DURITE, RACCORDMENT 3	1	1	1	1	
29	90464-12010	CLAMP BRIDE	1	1	1	1	
30	90464-18005	CLAMP BRIDE	1	1	1	1	
31	90464-12009	CLAMP BRIDE	1	1	1	1	



6AL3300G1401

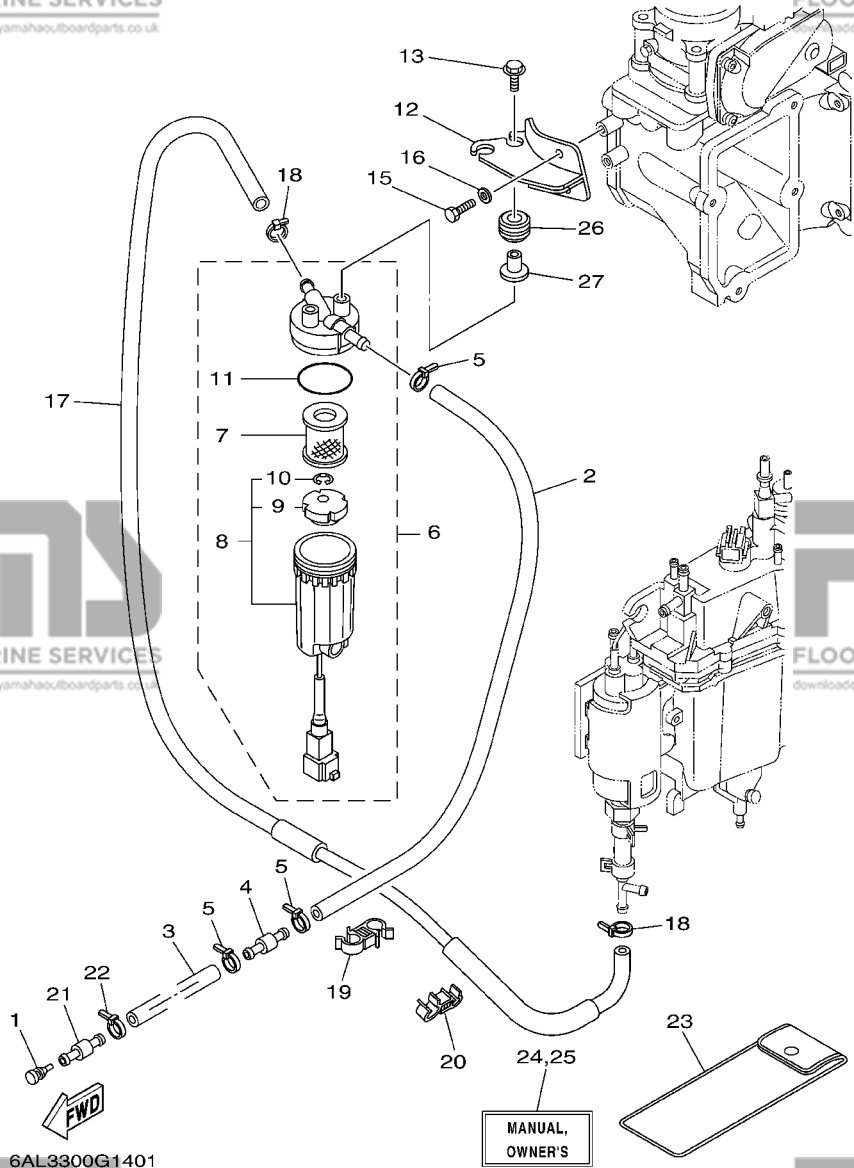
**FIG. 14 FUEL 1**

**CARBURANT 1**

REF. NO.	PART NO. N° PIECES	DESCRIPTION DESCRIPTION	6AL4	6AS3	6AM4	6AT3	REMARKS REMARQUES
1	689-85547-00	DAMPER AMORTISSEUR	1	1	1	1	
2	6P2-24314-00	PIPE 4 DURITE 4	1	1	1	1	
3	90445-13511	HOSE (L2000) DURITE (L2000)	1	1	1	1	
4	6R3-24377-10	PIPE, JOINT 2 DURITE RACCORDEMENT 2	1	1	1	1	
5	90465-11M10	CLAMP BRIDE	3	3	3	3	
6	6P3-24560-01	FILTER ASSY ENS FILTRE	1	1	1	1	
7	6P3-24563-00	.ELEMENT, FILTER .ELEMENT, FILTRE	1	1	1	1	
8	6P3-24562-01	.CUP, FILTER .CUVETTE, FILTRE	1	1	1	1	
9	6P3-24469-00	..FLOAT, WATER LEVEL ..FLOTTEUR	1	1	1	1	
10	6P3-24519-00	..CLIP ..JONC	1	1	1	1	
11	6P3-24564-00	.GASKET .JOINT	1	1	1	1	
12	6P2-24566-11	BRACKET, FILTER SUPPORT, FILTRE	1	1	1	1	Go to P/N:PE0-OM-080080
13	90119-06M17	BOLT, WITH WASHER BOULON, AVEC RONDELLE	2	2	2	2	Go to P/N:PE0-OM-080080
15	97095-06014	BOLT BOULON	2	2	2	2	Go to P/N:PE0-OM-080080
16	92995-06600	WASHER RONDELLE	2	2	2	2	Go to P/N:PE0-OM-080080
17	6P2-24313-10	PIPE 3 DURITE 3	1	1	1	1	
18	90465-11M10	CLAMP BRIDE	2	2	2	2	
19	90464-12009	CLAMP BRIDE	1	1	1	1	
20	90464-12010	CLAMP BRIDE	1	1	1	1	
21	6R3-24377-00	PIPE, JOINT 2 DURITE RACCORDEMENT 2	1	1	1	1	
22	90465-11M10	CLAMP BRIDE	1	1	1	1	
23	69J-28100-01	TOOL KIT TROUSSE A OUTILS	1	1	1	1	
24	6AL-28199-74-E0	MANUAL, OWNER'S MANUEL D'UTILISATION	1	1	1	1	UR (E) UR (E)
	6AL-28199-74-F0	MANUAL, OWNER'S MANUEL D'UTILISATION	1	1	1	1	UR (F) UR (F)
	6AL-28199-74-S0	MANUAL, OWNER'S MANUEL D'UTILISATION	1	1	1	1	UR (ES) UR (ES)
	6AL-28199-74-G0	MANUAL, OWNER'S MANUEL D'UTILISATION	1	1	1	1	UR (D) UR (D)

FIG. 14 FUEL 1

CARBURANT 1



REF. NO.	PART NO. N° PIECES	DESCRIPTION DESCRIPTION	6AL4	6AS3	6AM4	6AT3	REMARKS REMARQUES
24	6AL-28199-74-D0	MANUAL,OWNER'S MANUEL D'UTILISATION	1	1	1	1	UR (NL) UR (NL)
	6AL-28199-74-H0	MANUAL,OWNER'S MANUEL D'UTILISATION	1	1	1	1	UR (I) UR (I)
25	6AL-28199-84-K0	MANUAL,OWNER'S MANUEL D'UTILISATION	1	1	1	1	UR (DK) UR (DK)
	6AL-28199-84-R0	MANUAL,OWNER'S MANUEL D'UTILISATION	1	1	1	1	UR (GR) UR (GR)
	6AL-28199-84-P0	MANUAL,OWNER'S MANUEL D'UTILISATION	1	1	1	1	UR (P) UR (P)
	6AL-28199-84-N0	MANUAL,OWNER'S MANUEL D'UTILISATION	1	1	1	1	UR (N) UR (N)
	6AL-28199-84-M0	MANUAL,OWNER'S MANUEL D'UTILISATION	1	1	1	1	UR (S) UR (S)
	6AL-28199-84-L0	MANUAL,OWNER'S MANUEL D'UTILISATION	1	1	1	1	UR (SF) UR (SF)
26	90480-14018	GROMMET PASSE-FIL	2	2	2	2	Go to P/N:PE0-OM-080080
27	90387-06M60	COLLAR COLLERETTE	2	2	2	2	Go to P/N:PE0-OM-080080

# PARTS NEWS

FLOOD MARINE SERVICES

downloaded from www.yamahaoutboardparts.co.uk

FLOOD MARINE SERVICES

downloaded from www.yamahaoutboardparts.co.uk



YAMAHA MOTOR CO., LTD  
2500 SHINGAI IWATA SHIZUOKA JAPAN

FLOOD MARINE SERVICES

downloaded from www.yamahaoutboardparts.co.uk

News No. PE0-OM-080080

Date: 2008/12/08

Signature: K. Otsuka

Cause  Revision Notice  Correction  Sales Unit Change  Others

Model	F(L)200CET '09 (6AL4/6AM4) / F(L)225BET '09 (6AS3/6AT3)	
Subject	PARTS CATALOGUE CORRECTIONS	
CATALOGUE NO.	1H6AL-300F1 / 1H6AL-200S1	
Time of YPEC Revision	Text, Illustration --> Jan./10/2009	PDF Replace --> Jan./10/2009
(YPEC = Yamaha Parts Electrical Catalogue = Website parts catalogue)		

## FIG.14 FUEL 1

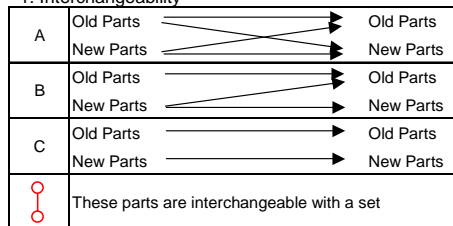
### 1. LIST CORRECTION

Fig. No.	Ref. No.	PART NO.	PART NAME	Q'TY	*1	REMARKS
14	12	OLD 6P2-24566-10 NEW <b>6P2-24566-11</b>	BRACKET, FILTER	1	○	*Part number revision
	13	OLD 97095-06014 NEW <b>90119-06M17</b>	BOLT <b>BOLT, WITH WASHER</b>	2	○	*Part number revision
	14	OLD <del>92995-06600</del>	<del>WASHER</del>	<del>2</del>	○	*Deleted Parts
	15	OLD 97095-06016 NEW <b>97095-06014</b>	BOLT	2	○	*Part number revision
	16	92995-06600	WASHER	2	○	
	26	NEW <b>90480-14018</b>	<b>GROMMET</b>	<b>2</b>	○	*Added Parts
	27	NEW <b>90387-06M60</b>	<b>COLLAR</b>	<b>2</b>	○	*Added Parts

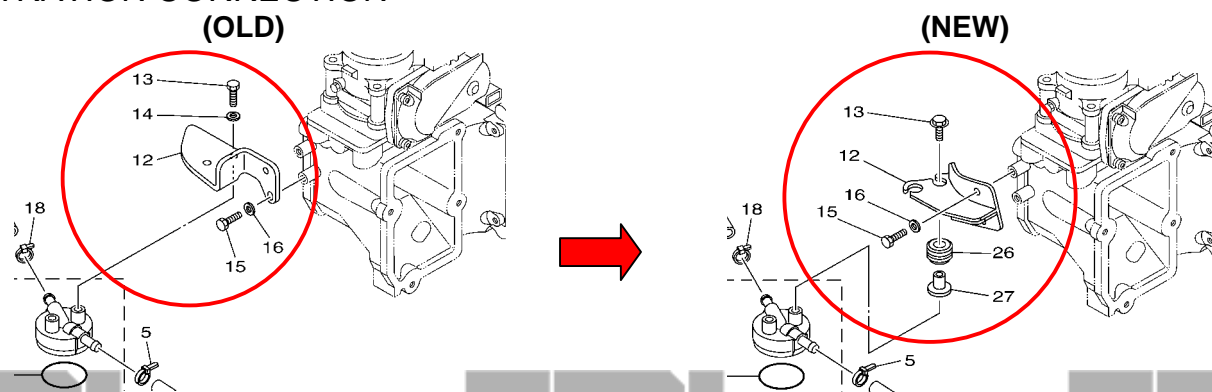
\*Applicable Engine Serial No.

MODEL NAME	MODEL CODE	Applicable Engine Serial No.
F200CET	6AL4	<b>6AL:1000939-</b>
F225BET	6AS3	<b>6AS:1000790-</b>
FL200CET	6AM4	<b>6AM:1000122-</b>
FL225BET	6AT3	<b>6AT:1000122-</b>

\*1: Interchangeability



### 2. ILLUSTRATION CORRECTION



Thank you very much for your cooperation.

Parts Manager Check

Service Manager Check

Parts Manager File

YAMAHA MOTOR CO.,LTD  
2500 Shingai Iwata Shizuoka 438-8501,Japan  
Technical Publication Dept.

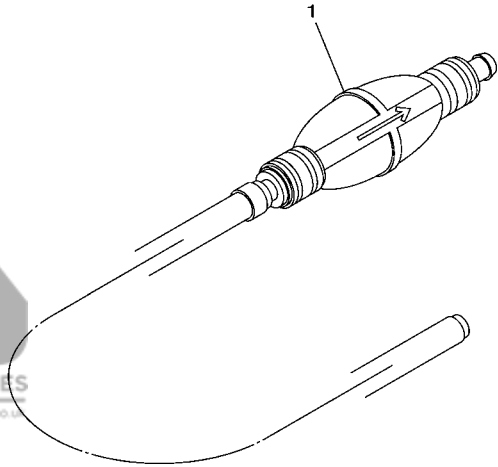




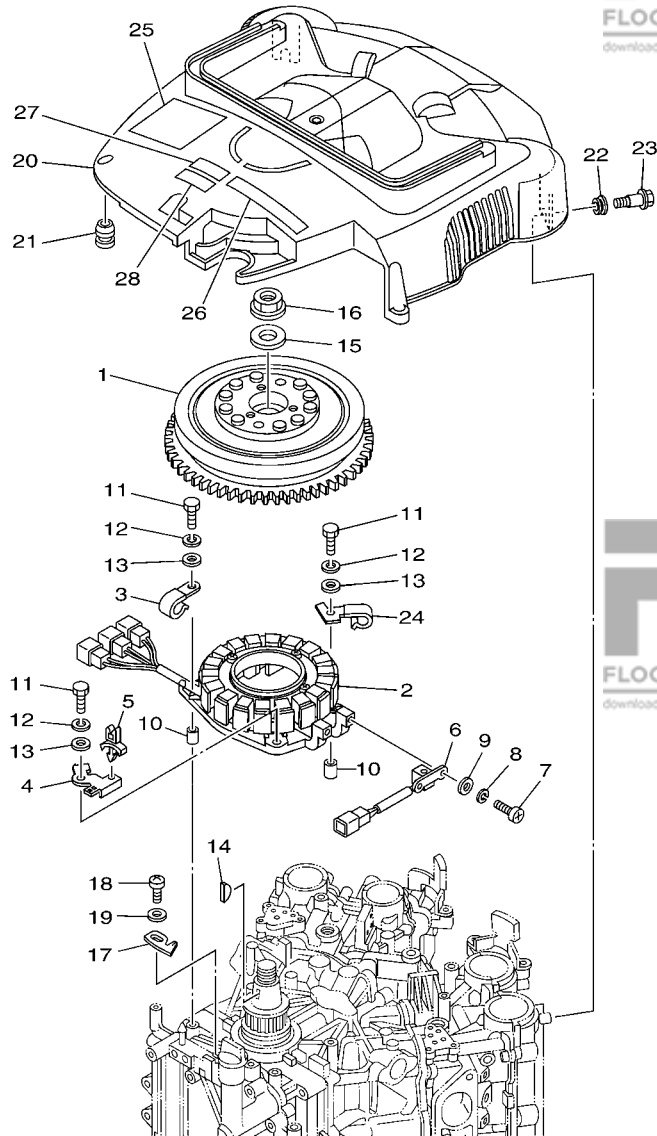
**FIG. 15 FUEL 2**

**CARBURANT 2**

REF. NO.	PART NO. N° PIECES	DESCRIPTION DESCRIPTION	6AL4	6AS3	6AM4	6AT3	REMARKS REMARQUES
1	6YK-24307-42	FUEL PIPE COMP. 2 DURITE A ESSENCE 2	1	1	1	1	AP AP



69J2300-3140



6AL4300-H160

**FIG. 16 GENERATOR**

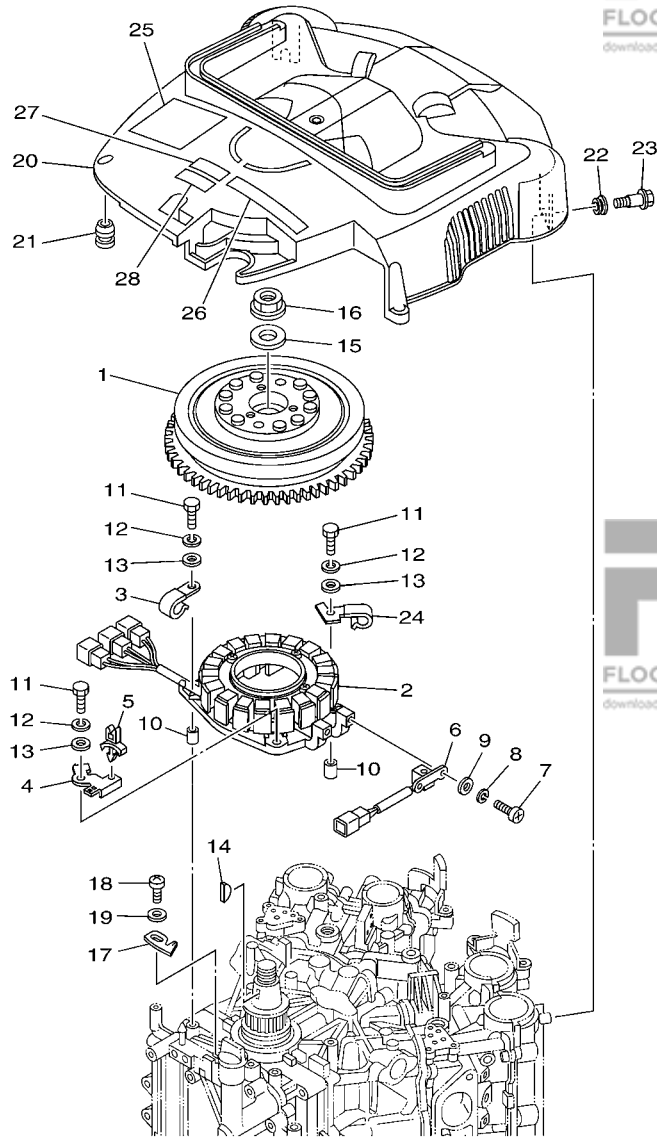
**GENERATRICE**

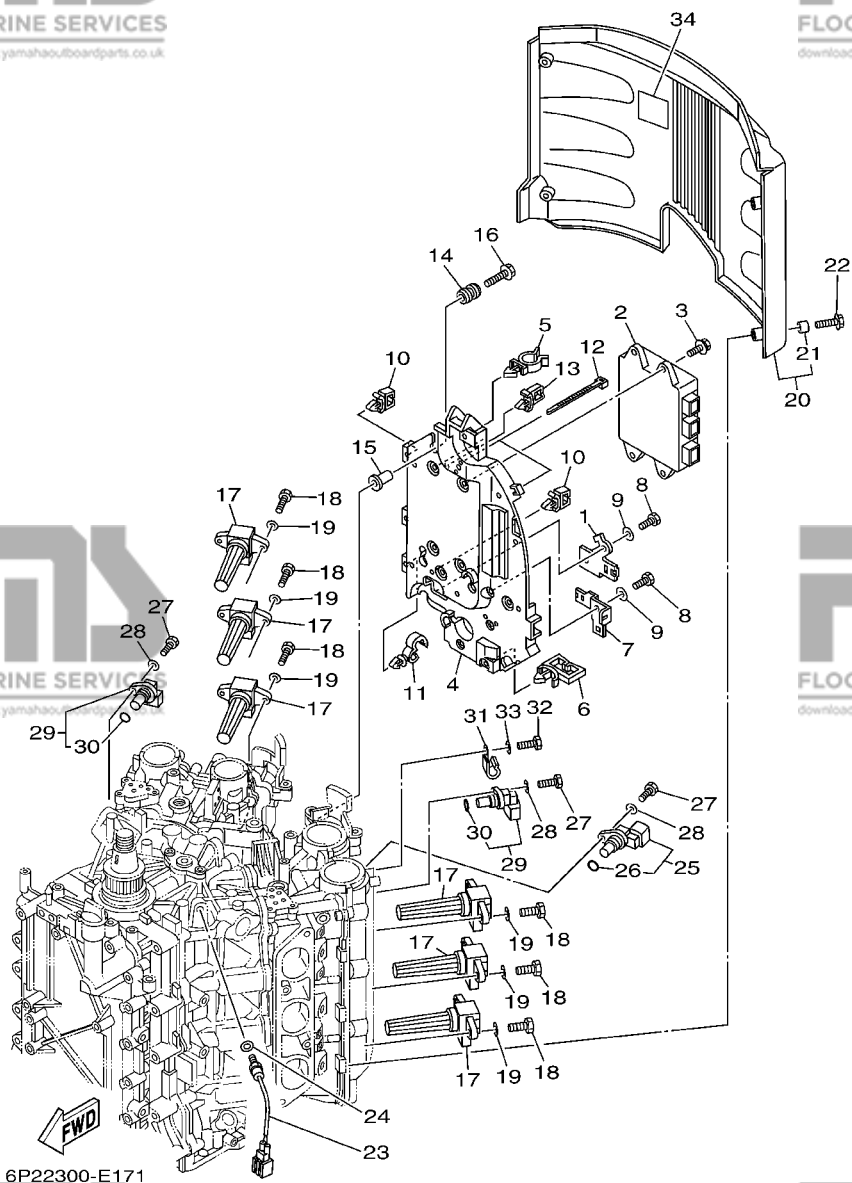
REF. NO.	PART NO. N° PIECES	DESCRIPTION DESCRIPTION	6AL4	6AS3	6AM4	6AT3	REMARKS REMARQUES
1	6P2-81450-00	ROTOR ASSY ROTOR COMPLET	1	1	1	1	
2	6P2-81460-00	BASE ASSY ENS. FLASQUE	1	1	1	1	
3	90462-08032	CLAMP BRIDE	1	1	1	1	
4	6P2-8257V-00	PLATE, CONNECTOR PLAQUE, CONNECTEUR	1	1	1	1	
5	90464-06001	CLAMP BRIDE	1	1	1	1	
6	6P2-85580-00	COIL, PULSER BOBINE, PULSEUR	1	1	1	1	
7	97880-05012	SCREW, PAN HEAD VIS, TETE TRONCONIQUE	2	2	2	2	
8	92990-05100	WASHER, SPRING RONDELLE, GROWER	2	2	2	2	
9	92990-05600	WASHER, PLATE RONDELLE, PLATE	2	2	2	2	
10	99530-08012	PIN, DOWEL GOUJON, D'ASSEMBLAGE	2	2	2	2	
11	97095-06035	BOLT BOULON	4	4	4	4	
12	92995-06100	WASHER, SPRING RONDELLE, GROWER	4	4	4	4	
13	92995-06600	WASHER RONDELLE	4	4	4	4	
14	90280-05015	KEY, WOODRUFF CLAVETTE, DEMI-LUNE	1	1	1	1	
15	90201-24014	WASHER, PLATE RONDELLE, PLATE	1	1	1	1	
16	90179-24002	NUT ECROU	1	1	1	1	
17	6P2-81332-00	PLATE, TIMING PLATEAU, ALLUMAGE	1	1	1	1	
18	97885-06010	SCREW, PAN HEAD VIS, A ENCOCHE	1	1	1	1	
19	92995-06600	WASHER RONDELLE	1	1	1	1	
20	6P2-81337-00	COVER, FLYWHEEL COUVERCLE, VOLANT	1	1	1	1	
21	663-82317-01	DAMPER, IGNITION COIL AMORTISSEUR, BOBINE D'ALLUM	4	4	4	4	
22	90480-12072	GROMMET PASSE-FIL	2	2	2	2	
23	90109-06M04	BOLT BOULON	2	2	2	2	
24	6P2-81128-00	CLAMP BRIDE	1	1	1	1	
25	6P2-81919-00	GRAPHIC, REGULATOR ADHESIF, REGULATEUR	1	1	1	1	
26	60L-13437-61	MARK, CAUTION MAKER	1	1	1	1	
27	6AH-81994-40	LABEL, SAFETY ETIQUETTE, SECURITE	1	1	1	1	

FIG. 16 GENERATOR

GENERATRICE

REF. NO.	PART NO. N° PIECES	DESCRIPTION DESCRIPTION	6AL4	6AS3	6AM4	6AT3	REMARKS REMARQUES
28	6AH-81994-50	LABEL, SAFETY ETIQUETTE, SECURITE	1	1	1	1	



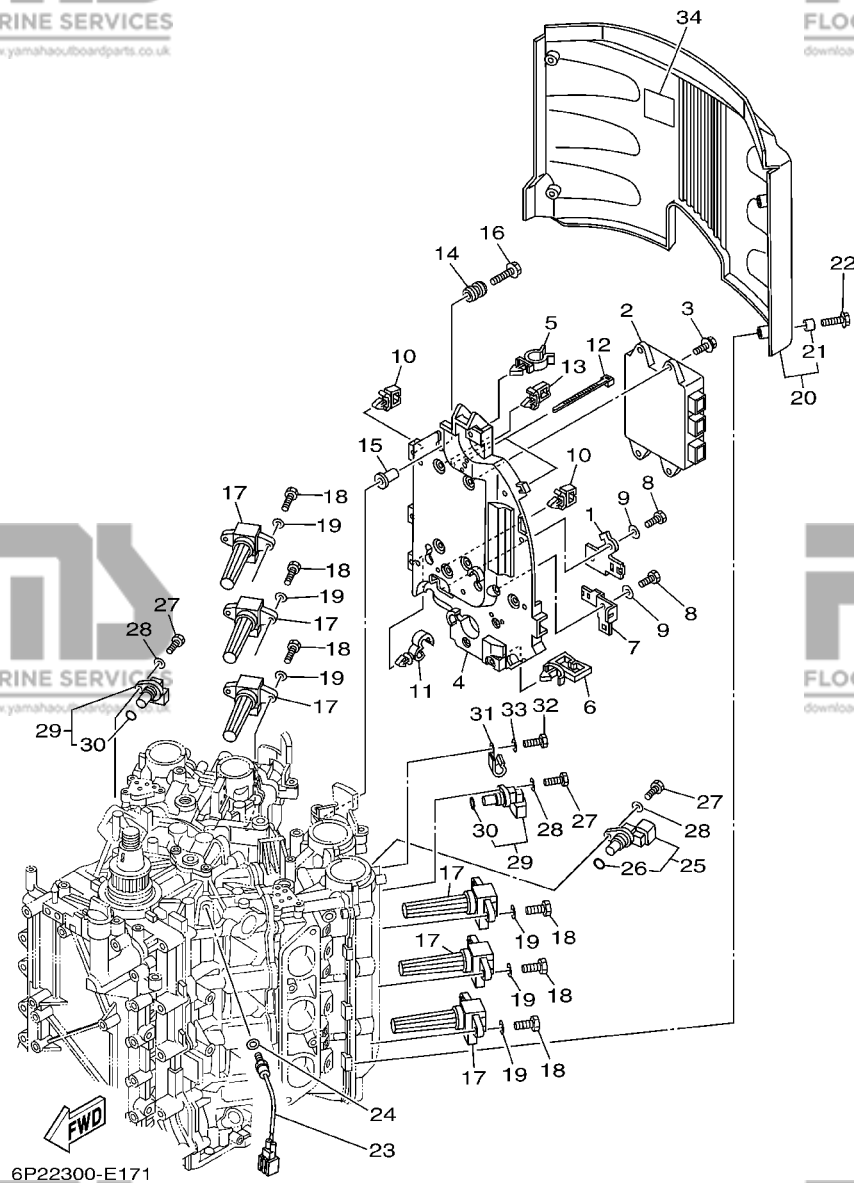


6P22300-E171

FIG. 17 ELECTRICAL 1

PARTIE ELECTRIQUE 1

REF. NO.	PART NO. N° PIECES	DESCRIPTION DESCRIPTION	6AL4	6AS3	6AM4	6AT3	REMARKS REMARQUES
1	6P2-8257V-00	PLATE, CONNECTOR PLAQUE, CONNECTEUR	1	1	1	1	
2	6AL-8591A-03	ENGINE CONTROL UNIT ASSY BLOC DE CONTROL	1	1			
	6AS-8591A-02	ENGINE CONTROL UNIT ASSY BLOC DE CONTROL			1	1	
3	90119-06M82	BOLT, WITH WASHER BOULON, AVEC RONDELLE	4	4	4	4	
4	6P2-82316-00	BRACKET, IGNITION COIL SUPPORT, BOBINE D'ALLUMAGE	1	1	1	1	
5	90464-19M45	CLAMP BRIDE	1	1	1	1	
6	90464-23199	CLAMP BRIDE	1	1	1	1	
7	6P2-81845-00	PLATE PLAQUE	1	1	1	1	
8	97095-06016	BOLT BOULON	2	2	2	2	
9	92995-06600	WASHER RONDELLE	2	2	2	2	
10	90464-11121	CLAMP BRIDE	4	4	4	4	
11	90464-13249	CLAMP BRIDE	2	2	2	2	
12	90465-14M66	CLAMP BRIDE	2	2	2	2	
13	90464-08004	CLAMP BRIDE	1	1	1	1	
14	6A0-82317-00	DAMPER, IGNITION COIL AMORTISSEUR, BOBINE D'ALLUM	4	4	4	4	
15	90387-06119	COLLAR COLLERETTE	4	4	4	4	
16	90119-06M59	BOLT, WITH WASHER BOULON, AVEC RONDELLE	4	4	4	4	
17	6P2-82310-01	IGNITION COIL ASSY BOBINE D'ALLUMAGE	6	6	6	6	
18	97095-06020	BOLT BOULON	12	12	12	12	
19	92995-06600	WASHER RONDELLE	12	12	12	12	
20	6P2-82314-00	COVER, IGNITION COIL COUVERCLE, BOBINE D'ALLUMAGE	1	1	1	1	
21	90387-06044	.COLLAR .COLLERETTE	4	4	4	4	
22	90119-06M92	BOLT, WITH WASHER BOULON, AVEC RONDELLE	4	4	4	4	
23	61A-85790-00	THERMOSENSOR ASSY SENSITOMETRE	1	1	1	1	
24	92990-10600	WASHER, PLATE RONDELLE, PLATE	1	1	1	1	
25	6P2-85896-00	SENSOR, CAM POSITION SONDE DE CAME	1	1	1	1	
26	6P2-85075-00	.O-RING .JOINT TORIQUE	1	1	1	1	



6P22300-E171

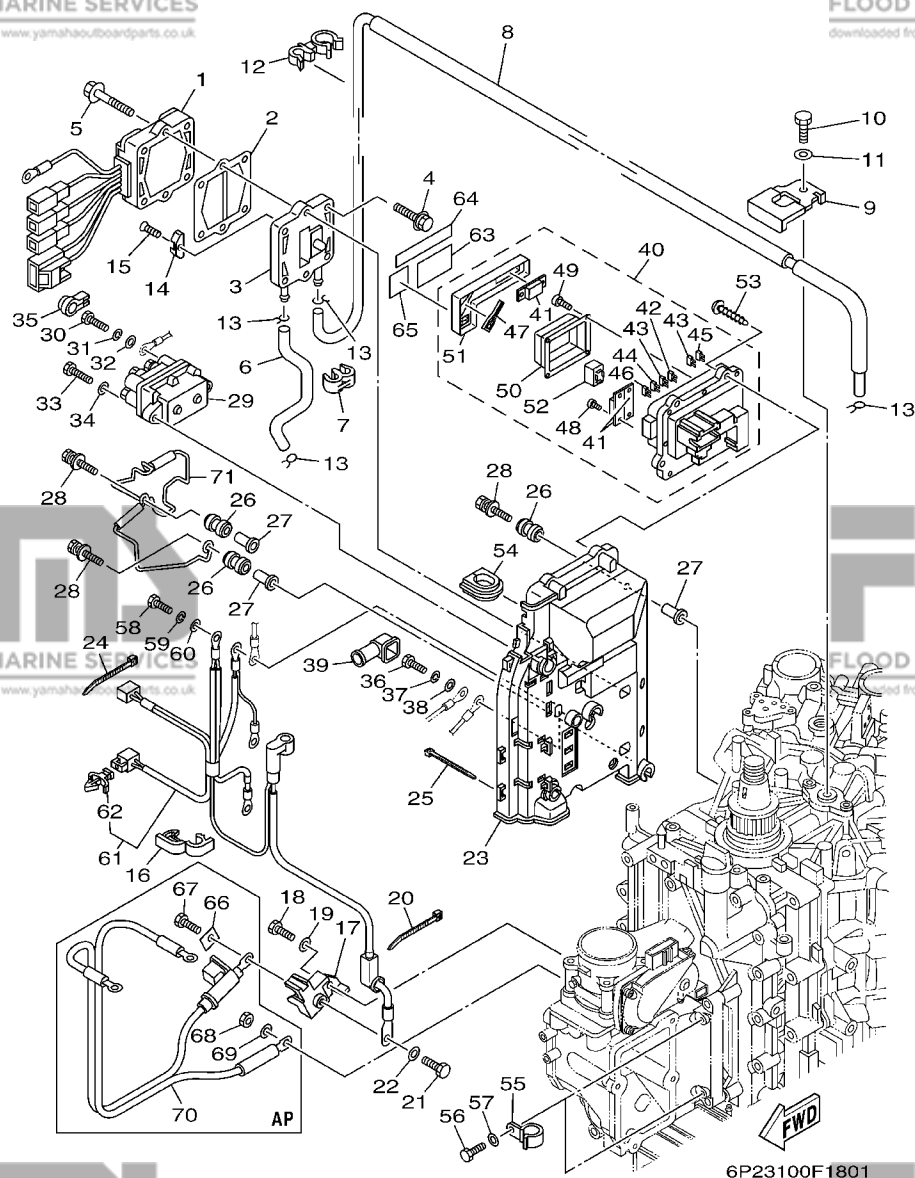
FIG. 17 ELECTRICAL 1

PARTIE ELECTRIQUE 1

REF. NO.	PART NO. N° PIECES	DESCRIPTION DESCRIPTION	6AL4	6AS3	6AM4	6AT3	REMARKS REMARQUES
27	97095-06020	BOLT BOULON	3	3	3	3	
28	92995-06600	WASHER RONDELLE	3	3	3	3	
29	6P2-85897-00	SENSOR, CAM POSITION 2 SONDE DE CAME 2	2	2	2	2	
30	6P2-85075-00	O-RING JOINT TORIQUE	1	1	1	1	
31	90462-08032	CLAMP BRIDE	1	1	1	1	
32	97095-06012	BOLT BOULON	1	1	1	1	
33	92995-06600	WASHER RONDELLE	1	1	1	1	
34	67F-12138-60	MARK, CAUTION MAKER	1	1	1	1	

FIG. 18 ELECTRICAL 2

PARTIE ELECTRIQUE 2

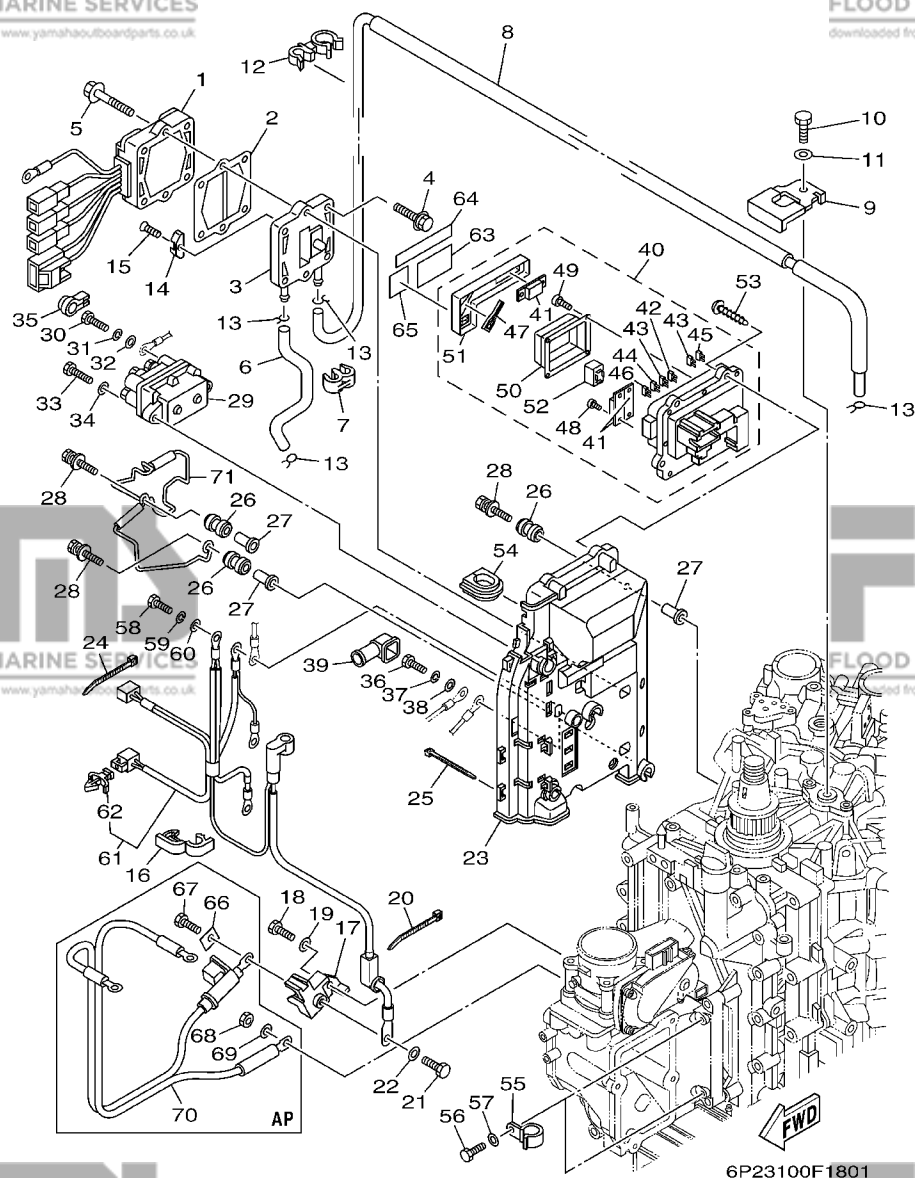


6P23100F1801

REF. NO.	PART NO. N° PIECES	DESCRIPTION DESCRIPTION	6AL4	6AS3	6AM4	6AT3	REMARKS REMARQUES
1	6P2-81960-02	RECTIFIER & REGULATOR ASSY REDRESSEUR REGULATEUR CPLT	1	1	1	1	
2	60V-81975-A0	PLATE, RECTIFIER FITTING PLAQUE, FIXATION DU REDRESSEUR	1	1	1	1	
3	6P2-81972-00-9S	COVER, RECTIFIER COUVERCLE, REDRESSEUR	1	1	1	1	
4	90119-06MA3	BOLT, WITH WASHER BOULON, AVEC RONDELLE	4	4	4	4	
5	90119-06MA5	BOLT, WITH WASHER BOULON, AVEC RONDELLE	2	2	2	2	
6	90445-09304	HOSE (L310) DURITE (L310)	1	1	1	1	
7	90464-09M21	CLAMP BRIDE	1	1	1	1	
8	6P2-12481-00	PIPE 1 DURITE 1	1	1	1	1	
9	6P2-12491-00	CLAMP 1 COLLIER 1	1	1	1	1	
10	97095-06012	BOLT BOULON	1	1	1	1	
11	92995-06600	WASHER RONDELLE	1	1	1	1	
12	90464-21002	CLAMP BRIDE	2	2	2	2	
13	90467-08M18	CLIP JONC	4	4	4	4	
14	6E5-11325-00	ANODE ANODE	1	1	1	1	
15	98780-04015	SCREW, FLAT HEAD VIS A TETE FRAISEE	1	1	1	1	
16	90464-18004	CLAMP BRIDE	5	5	5	5	
17	6P2-81925-01	TERMINAL BORNE	1	1	1	1	
18	97095-08020	BOLT BOULON	1	1	1	1	
19	92995-08600	WASHER RONDELLE	1	1	1	1	
20	90465-13M18	CLAMP BRIDE	1	1	1	1	
21	97095-08016	BOLT BOULON	1	1	1	1	
22	92995-08600	WASHER RONDELLE	1	1	1	1	
23	6P2-81948-00	BRACKET SUPPORT	1	1	1	1	
24	90465-13M18	CLAMP BRIDE	6	6	6	6	
25	90465-14M66	CLAMP BRIDE	3	3	3	3	
26	6A0-82317-00	DAMPER, IGNITION COIL AMORTISSEUR, BOBINE D'ALLUM	5	5	5	5	
27	90387-06119	COLLAR COLLERETTE	5	5	5	5	

FIG. 18 ELECTRICAL 2

PARTIE ELECTRIQUE 2

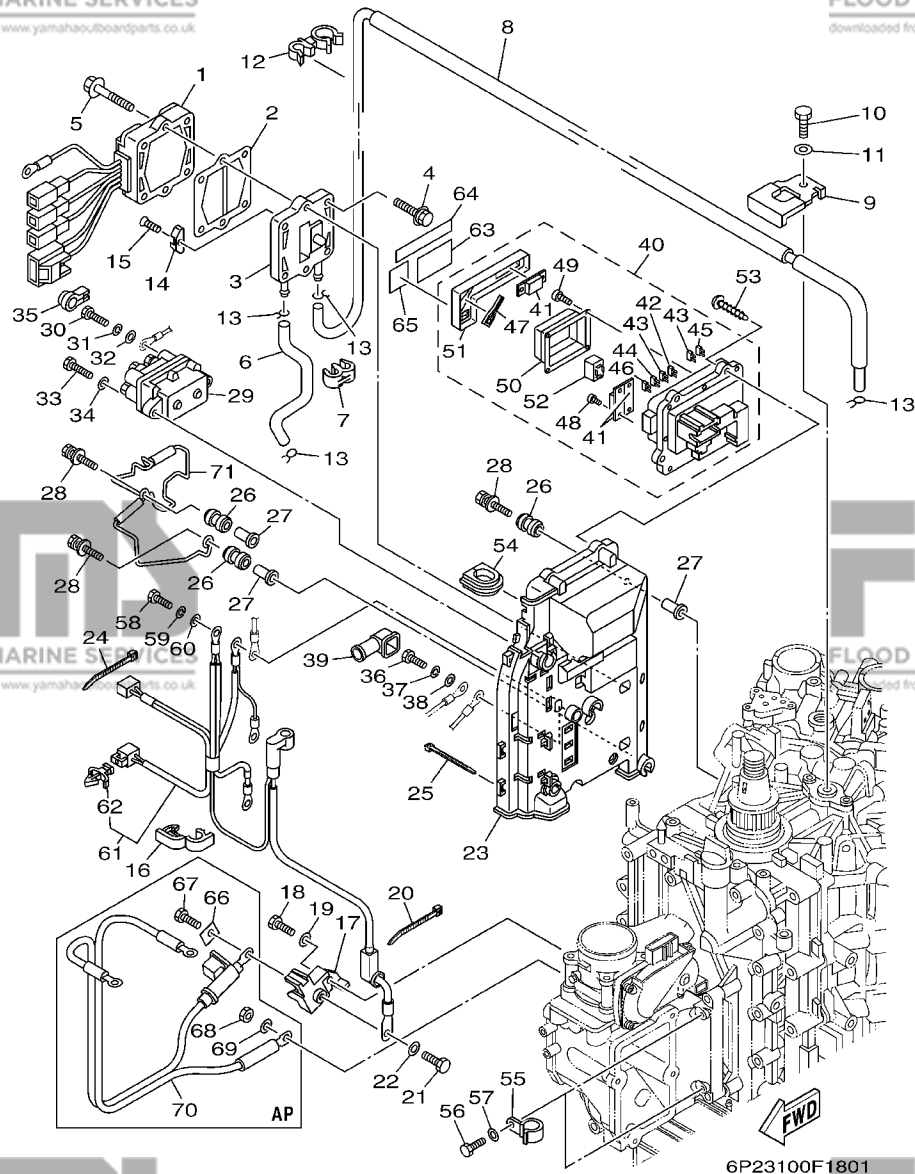


6P23100F1801

REF. NO.	PART NO. N° PIECES	DESCRIPTION DESCRIPTION	6AL4	6AS3	6AM4	6AT3	REMARKS REMARQUES
28	90119-06M95	BOLT, WITH WASHER BOULON, AVEC RONDELLE	5	5	5	5	Go to P/N:PE0-OM-080066
29	63P-81950-00	RELAY ASSY RELAIS COMPLET	1	1	1	1	
30	97095-06010	BOLT BOULON	2	2	2	2	
31	92995-06100	WASHER, SPRING RONDELLE, GROWER	2	2	2	2	
32	92995-06600	WASHER RONDELLE	2	2	2	2	
33	97013-06025	BOLT BOULON	2	2	2	2	
34	92903-06600	WASHER, PLATE RONDELLE, PLATE	2	2	2	2	
35	6P2-8183X-00	CAP, TERMINAL COUVERCLE, BORNE	2	2	2	2	
36	97095-06020	BOLT BOULON	1	1	1	1	
37	92995-06100	WASHER, SPRING RONDELLE, GROWER	1	1	1	1	
38	92995-06600	WASHER RONDELLE	1	1	1	1	
39	6P2-82119-00	COVER, LEAD WIRE GARNITURE, FIL	1	1	1	1	
40	6P2-82170-01	FUSE BOX ASSY BOITE A FUSIBLES	1	1	1	1	
41	6P2-82151-00	.FUSE (60A) .FUSIBLE (60A)	3	3	3	3	
42	67F-82151-00	.FUSE (20A) .FUSIBLE (20A)	2	2	2	2	
43	67F-82151-10	.FUSE (30A) .FUSIBLE (30A)	3	3	3	3	
44	67F-82151-20	.FUSE (5A) .FUSIBLE (5A)	2	2	2	2	
45	67F-82151-40	.FUSE (10A) .FUSIBLE (10A)	2	2	2	2	
46	67F-82151-50	.FUSE (15A) .FUSIBLE (15A)	2	2	2	2	
47	67F-2812A-00	.PULLER, FUSE .TENDEUR, FUSIBLE	1	1	1	1	
48	68F-82846-00	.SCREW, PAN HEAD (M5) .VIS, TETE TRONCONIQUE (M5)	4	4	4	4	
49	6P2-82113-00	.SCREW .VIS	4	4	4	4	
50	6P2-81639-00	.RELAY COVER .COUVERCLE	1	1	1	1	
51	6P2-85544-00	.CASE .BOITIER	1	1	1	1	
52	68F-8195A-00	.RELAY ASSY .RELAIS COMPLET	4	4	4	4	
53	97780-50620	SCREW, TAPPING VIS, TETE BOMBEE	4	4	4	4	
54	6P2-81336-00	GROMMET OEILLET CAOUTCHOUC	1	1	1	1	

FIG. 18 ELECTRICAL 2

PARTIE ELECTRIQUE 2



6P23100F1801

REF. NO.	PART NO. N° PIECES	DESCRIPTION DESCRIPTION	6AL4	6AS3	6AM4	6AT3	REMARKS REMARQUES
55	90462-08026	CLAMP BRIDE	2	2	2	2	
56	97095-06016	BOLT BOULON	2	2	2	2	
57	92995-06600	WASHER RONDELLE	2	2	2	2	
58	97095-06020	BOLT BOULON	3	3	3	3	
59	92995-06100	WASHER, SPRING RONDELLE, GROWER	3	3	3	3	
60	92995-06600	WASHER RONDELLE	3	3	3	3	
61	6P2-8259M-00	WIRE HARNESS ASSY 2 FAISCEAU DE FILS	1	1	1	1	
62	90464-09M47	.CLAMP BRIDE	1	1	1	1	
63	6P2-81919-10	GRAPHIC, REGULATOR ADHESIF, REGULATEUR	1	1	1	1	
64	6P2-81919-20	GRAPHIC, REGULATOR ADHESIF, REGULATEUR	1	1	1	1	
65	6P2-81919-31	GRAPHIC, REGULATOR ADHESIF, REGULATEUR	1	1	1	1	
66	6P2-81923-00	WASHER RONDELLE	1	1	1	1	AP
67	97095-08016	BOLT BOULON	1	1	1	1	AP
68	95333-08600	NUT ECROU	1	1	1	1	AP
69	92903-08100	WASHER, SPRING RONDELLE, GROWER	1	1	1	1	AP
70	6P2-82105-01	WIRE HARNESS FAISCEAU DE FILS	1	1	1	1	AP
71	6P2-81614-00	PROTECTOR PROTECTEUR	1	1	1	1	AP Go to P/N:PE0-OM-080066



# PARTS NEWS

FLOOD MARINE SERVICES

downloaded from www.yamahaoutboardparts.co.uk

FLOOD MARINE SERVICES

downloaded from www.yamahaoutboardparts.co.uk



YAMAHA MOTOR CO., LTD  
2500 SHINGAI IWATA SHIZUOKA JAPAN

FLOOD MARINE SERVICES

downloaded from www.yamahaoutboardparts.co.uk

News No. PE0-OM-080066

Date: 2008/9/29

Signature: K. Otsuka

Cause  Revision Notice  Correction  Sales Unit Change  Others

Model	F(L)200CET '09 (6AL4/6AM4) / F(L)225BET '09 (6AS3/6AT3)	
Subject	PARTS CATALOGUE CORRECTIONS	
CATALOGUE NO.	1H6AL-300F1 / 1H6AL-200S1	
Time of YPEC Revision	Text, Illustration --> Out./25/2008	PDF Replace --> Out./25/2008
(YPEC = Yamaha Parts Electrical Catalogue = Website parts catalogue)		

## FIG.18 ELECTRICAL 2

### 1. LIST CORRECTION

Fig.No-Ref.No.	PART NO.	PART NAME	Q'TY	*1	REMARKS
18-28	OLD 90119-06M59	BOLT, WITH WASHER	5		*Part number revision
	NEW 90119-06M95				
18-71	NEW 6P2-81614-00	PROTECTOR	1		*Added Parts

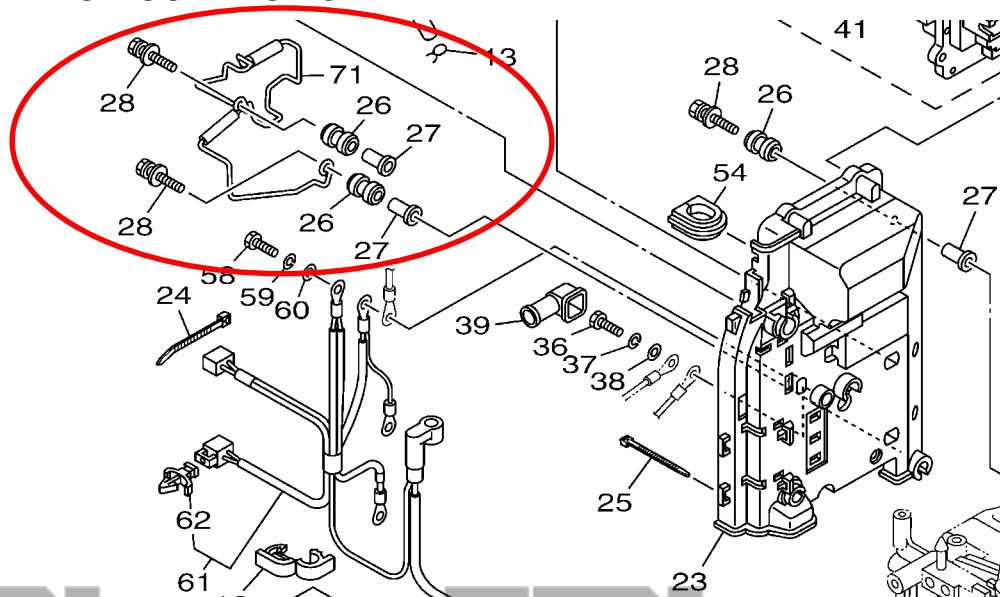
\*Applicable Engine Serial No.

MODEL NAME	MODEL CODE	Applicable Engine Serial No.
F200CET	6AL4	6AL:1001004-
F225BET	6AS3	6AS:1000814-
FL200CET	6AM4	6AM:1000131-
FL225BET	6AT3	6AT:1000127-

\*1: Interchangeability

A	Old Parts		Old Parts
	New Parts		New Parts
B	Old Parts		Old Parts
	New Parts		New Parts
C	Old Parts		Old Parts
	New Parts		New Parts
	These parts are interchangeable with a set		

### 2. ILLUSTRATION CORRECTION



Thank you very much for your cooperation.

Parts Manager Check

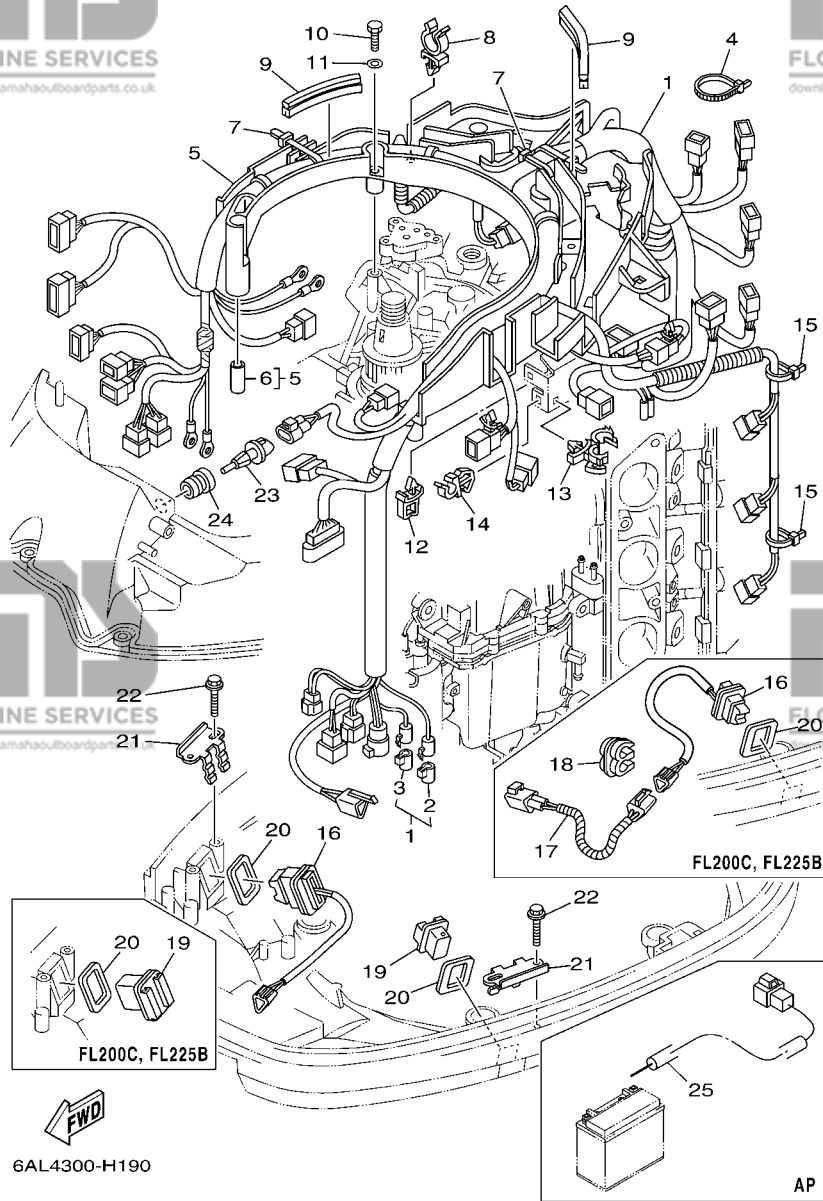
Service Manager Check

Parts Manager File

YAMAHA MOTOR CO.,LTD  
2500 Shingai Iwata Shizuoka 438-8501 Japan  
Technical Publication Dept.



GENUINE Parts & Accessories



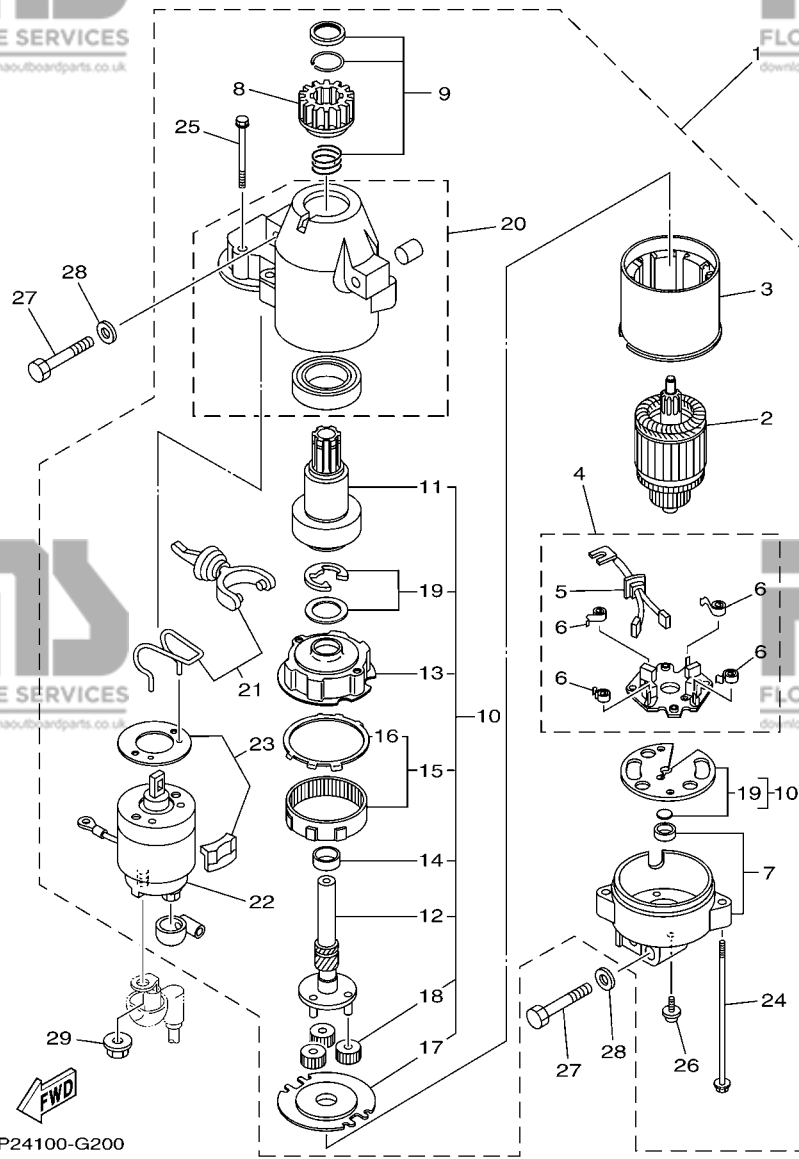
**FIG. 19 ELECTRICAL 3**

**PARTIE ELECTRIQUE 3**

REF. NO.	PART NO. N° PIECES	DESCRIPTION DESCRIPTION	6AL4	6AS3	6AM4	6AT3	REMARKS REMARQUES
1	6P2-82590-31	WIRE HARNESS ASSY FAISCEAU DE FILS COMPLET	1	1	1	1	
2	6P2-82582-00	.CAP 1 (FEMALE) .BOUCHON 1 (FEMME)	1	1	1	1	
3	6P2-82582-10	.CAP 1 (MALE) .BOUCHON 1 (MALE)	1	1	1	1	
4	90465-14M66	CLAMP BRIDE	1	1	1	1	
5	6P2-82589-00	PROTECTOR, WIRE HARNESS PROTECTEUR, FAISCEAU DE FILS	1	1	1	1	
6	90387-06M26	.COLLAR .COLLERETTE	6	6	6	6	
7	90465-14M66	CLAMP BRIDE	2	2	2	2	
8	90464-19M45	CLAMP BRIDE	4	4	4	4	
9	6P2-85722-00	INSULATOR ISOLATEUR	2	2	2	2	
10	97095-06035	BOLT BOULON	6	6	6	6	
11	92995-06600	WASHER RONDELLE	6	6	6	6	
12	90464-06001	CLAMP BRIDE	1	1	1	1	
13	90464-18246	CLAMP BRIDE	1	1	1	1	
14	90464-08051	CLAMP BRIDE	1	1	1	1	
15	90465-13M18	CLAMP BRIDE	3	3	3	3	
16	69J-82563-00	TRIM & TILT SWITCH ASSY INCLINER ET PARER COMMUTEUR	1	1	1	1	
17	6P3-82553-00	EXTENSION, WIRE LEAD EXTENSION, FAISCEAU			1	1	
18	90464-10M57	CLAMP BRIDE			1	1	
19	69J-42723-00-8D	COVER, BOTTOM COUVERCLE	1	1	1	1	
20	69J-82587-00	GASKET JOINT	2	2	2	2	
21	69J-83614-10	BRACKET SUPPORT	2	2	2	2	
22	90109-06M86	BOLT BOULON	4	4	4	4	
23	63P-85886-00	SENSOR, AIR TEMPERATURE SONDE	1	1	1	1	
24	63P-14435-00	GROMMET RONDELLE CAOUTCHOUC	1	1	1	1	
25	69J-81949-02	WIRE, LEAD (ISOLATOR, 3.8M ) FIL (ISOLATOR, 3.8M)	1	1	1	1	AP AP

**FIG. 20 STARTING MOTOR**

**DEMARREUR ELECTRIQUE**

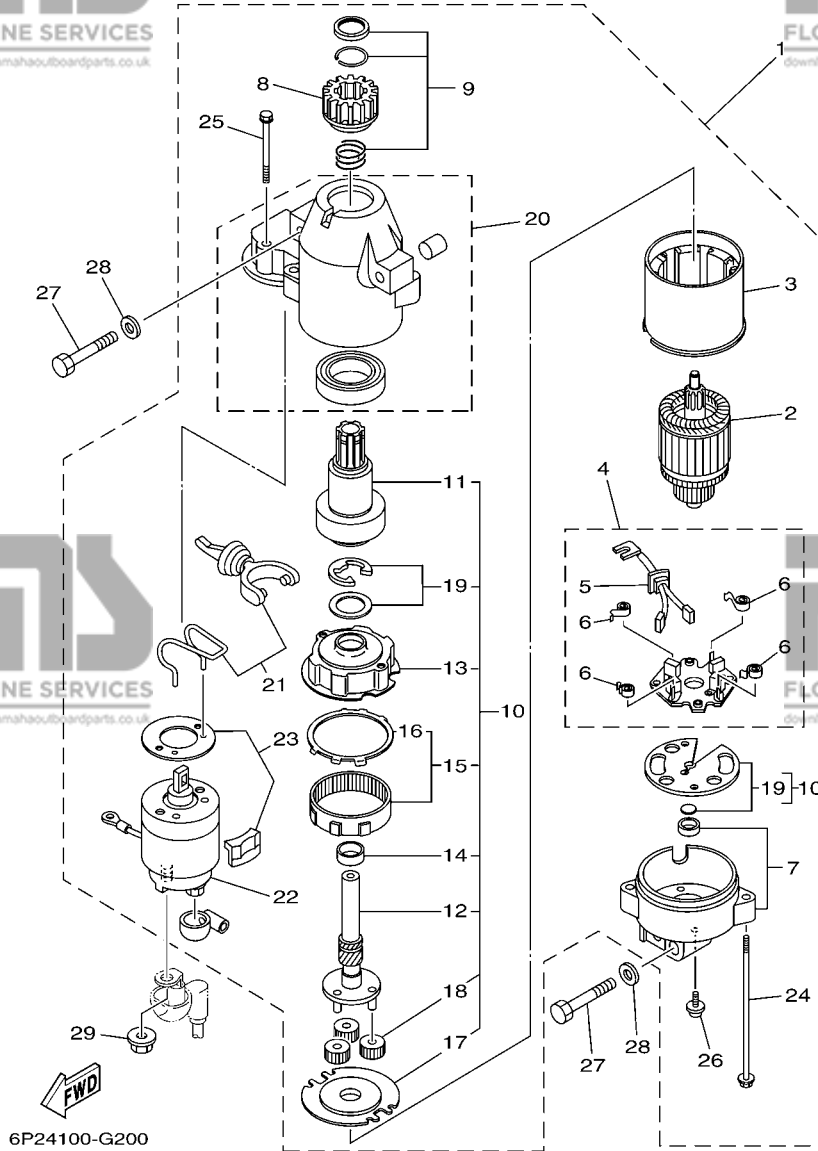


REF. NO.	PART NO. N° PIECES	DESCRIPTION DESCRIPTION	6AL4	6AS3	6AM4	6AT3	REMARKS REMARQUES
1	6BR-81800-00	STARTING MOTOR ASSY DEMARREUR ELECTRIQUE COMPLET	1	1	1	1	
2	67F-81850-00	..ARMATURE ASSY ..INDUIT	1	1	1	1	
3	67F-81810-00	..STATOR ASSY ..STATOR COMPLET	1	1	1	1	
4	69J-81840-00	..BRUSH HOLDER ASSY ..SUPPORT DE CHARBON	1	1	1	1	
5	69J-81801-00	..BRUSH SET ..CHARBON	1	1	1	1	
6	67F-81813-00	..SPRING, BRUSH ..RESSORT, DE CHARBON	4	4	4	4	
7	67F-81820-00	..REAR BRACKET ASSY ..SUPPORT ARRIERE COMPLET	1	1	1	1	
8	67F-81808-00	..PINION ASSY ..PIGNON	1	1	1	1	
9	67F-81857-00	..PINION STOPPER SET ..BUTEE PIGNON	1	1	1	1	
10	67F-81807-00	..GEAR ASSY, STARTING MOTOR ..PIGNON, DEMARREUR ELECTRIQUE	1	1	1	1	
11	67F-81832-00	..CLUTCH, OVER RUN ..EMBAYAGE, ROUE LIBRE	1	1	1	1	
12	67F-81836-00	..SHAFT, PINION ..AXE, PIGNON	1	1	1	1	
13	67F-81821-00	..BRACKET, CENTER 1 ..SUPPORT, CENTRE 1	1	1	1	1	
14	67F-81841-00	..BEARING ..ROULEMENT	1	1	1	1	
15	67F-81891-00	..GEAR, RING ..ROUE DENTEE	1	1	1	1	
16	67F-8183R-00	..GASKET ..JOINT	1	1	1	1	
17	67F-81830-00	..BRACKET, CENTER 2 ..SUPPORT, CENTRE 2	1	1	1	1	
18	60V-8183T-00	..GEAR, IDLER ..PIGNON, INTERMEDIAIRE	3	3	3	3	
19	67F-81809-00	..WASHER KIT ..JEU DE RONDELLES	1	1	1	1	
20	69J-81842-00	..COVER ..COUVERCLE	1	1	1	1	
21	69J-81839-00	..LEVER ASSY ..LEVIER COMPLET	1	1	1	1	
22	63P-81941-00	..STARTER RELAY ASSY ..LANCEUR RELAIS (ENS.)	1	1	1	1	
23	69J-81869-00	..COVER, DUST ..COUVERCLE, POUSSIERE	1	1	1	1	
24	6K7-81826-11	..BOLT ..BOULON	2	2	2	2	
25	69J-81828-00	..BOLT 2 ..RONDELLE, BUTEE 2	2	2	2	2	
26	67F-81846-00	..SCREW ..VIS	2	2	2	2	
27	97013-08045	BOLT BOULON	3	3	3	3	

**FIG. 20 STARTING MOTOR**

**DEMARREUR ELECTRIQUE**

REF. NO.	PART NO. N° PIECES	DESCRIPTION DESCRIPTION	6AL4	6AS3	6AM4	6AT3	REMARKS REMARQUES
28	92903-08600	WASHER, PLATE RONDELLE, PLATE	3	3	3	3	
29	90179-08003	NUT ECROU	1	1	1	1	



6P24100-G200

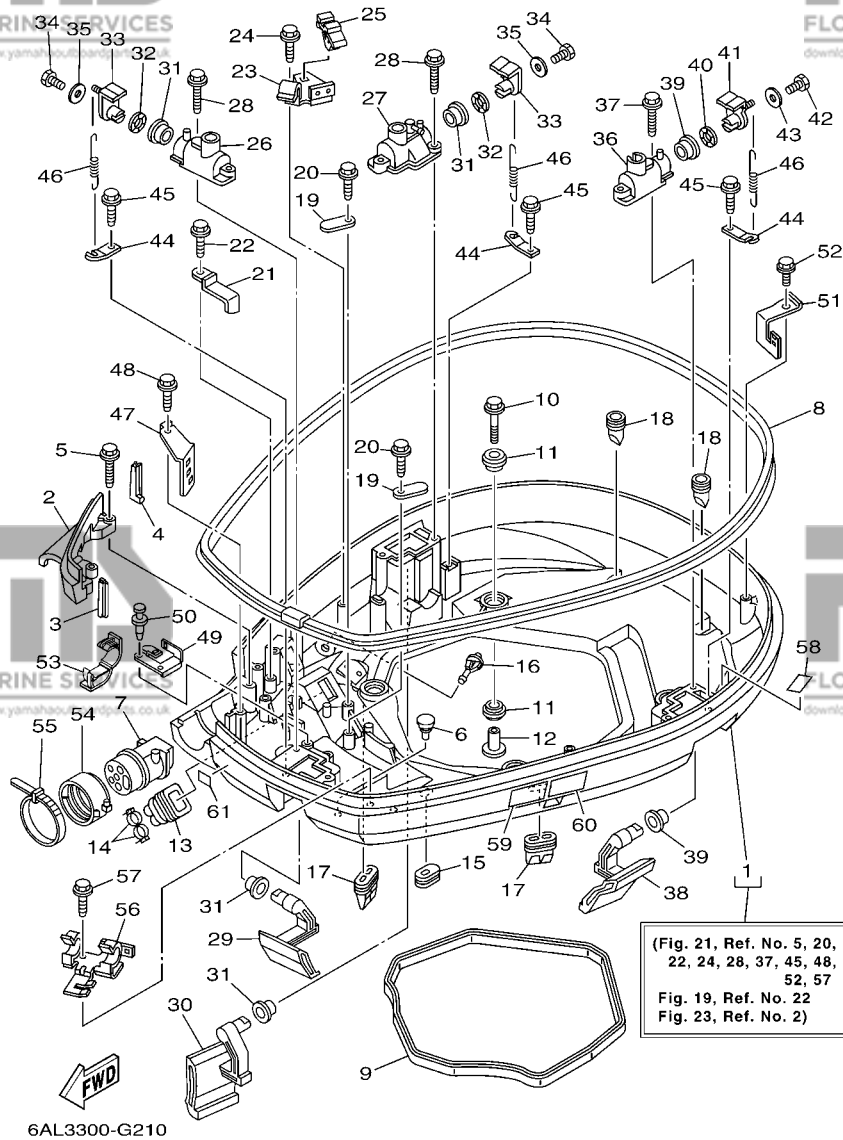
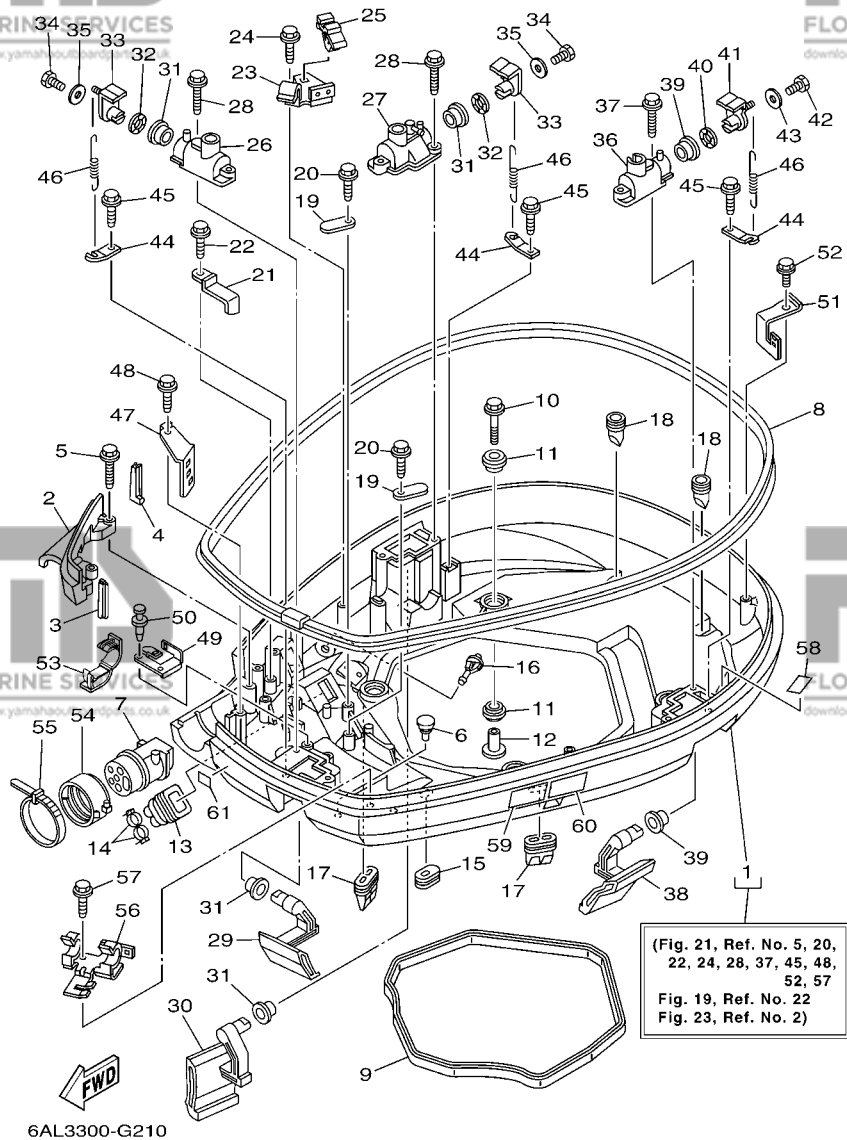


FIG. 21 BOTTOM COWLING 1

CAPOT INFERIEUR 1

REF. NO.	PART NO. N° PIECES	DESCRIPTION DESCRIPTION	6AL4	6AS3	6AM4	6AT3	REMARKS REMARQUES
1	6P2-42710-00-8D	BOTTOM COWLING ASSY ENS. EMBASE	1	1	1	1	
2	6P2-42738-00-8D	PLATE, FITTING ETRIER	1	1	1	1	
3	6P2-42717-00	RUBBER, SEAL 2 JOINT EN CAOUTCHOUC 2	1	1	1	1	
4	6P2-42718-00	RUBBER, SEAL 3 JOINT	1	1	1	1	
5	90109-06M82	BOLT BOULON	2	2	2	2	
6	6H4-42748-00	GROMMET PASSE-FIL	2	2	2	2	
7	6P2-42725-00	GROMMET PASSE-FIL	1	1	1	1	
8	6P2-42615-00	SEAL JOINT	1	1	1	1	
9	69J-42716-00	RUBBER, SEAL 1 JOINT EN CAOUTCHOUC 1	1	1	1	1	
10	90119-08M22	BOLT, WITH WASHER BOULON, AVEC RONDELLE	4	4	4	4	
11	90480-22M81	GROMMET PASSE-FIL	8	8	8	8	
12	90387-08M37	COLLAR COLLERETTE	4	4	4	4	
13	6H1-42726-21	GROMMET PASSE-FIL	1	1	1	1	
14	90465-11M10	CLAMP BRIDE	2	2	2	2	
15	61A-42727-00	GROMMET PASSE-FIL	1	1	1	1	
16	6P2-44391-00	NIPPLE, HOSE RACCORD D'ESSENCE	1	1	1	1	
17	69J-42717-00	RUBBER, SEAL 2 JOINT EN CAOUTCHOUC 2	2	2	2	2	
18	61A-42717-00	RUBBER, SEAL 2 JOINT EN CAOUTCHOUC 2	2	2	2	2	
19	6E5-82588-00	PLATE PLAQUE	2	2	2	2	
20	90109-06M81	BOLT BOULON	2	2	2	2	
21	90462-20001	CLAMP BRIDE	1	1			
22	90109-06M86	BOLT BOULON	1	1			
23	6P2-82554-00	STAY, NEUTRAL SWITCH SUPPORT, CONT DE POINT-MORT	1	1	1	1	
24	90109-06M86	BOLT BOULON	1	1	1	1	
25	90464-09M47	CLAMP BRIDE	1	1	1	1	
26	69J-42828-02-8D	PLATE, CLAMP PLAQUE, PRESSE	1	1	1	1	
27	6P2-42828-00-8D	PLATE, CLAMP PLAQUE, PRESSE	1	1	1	1	

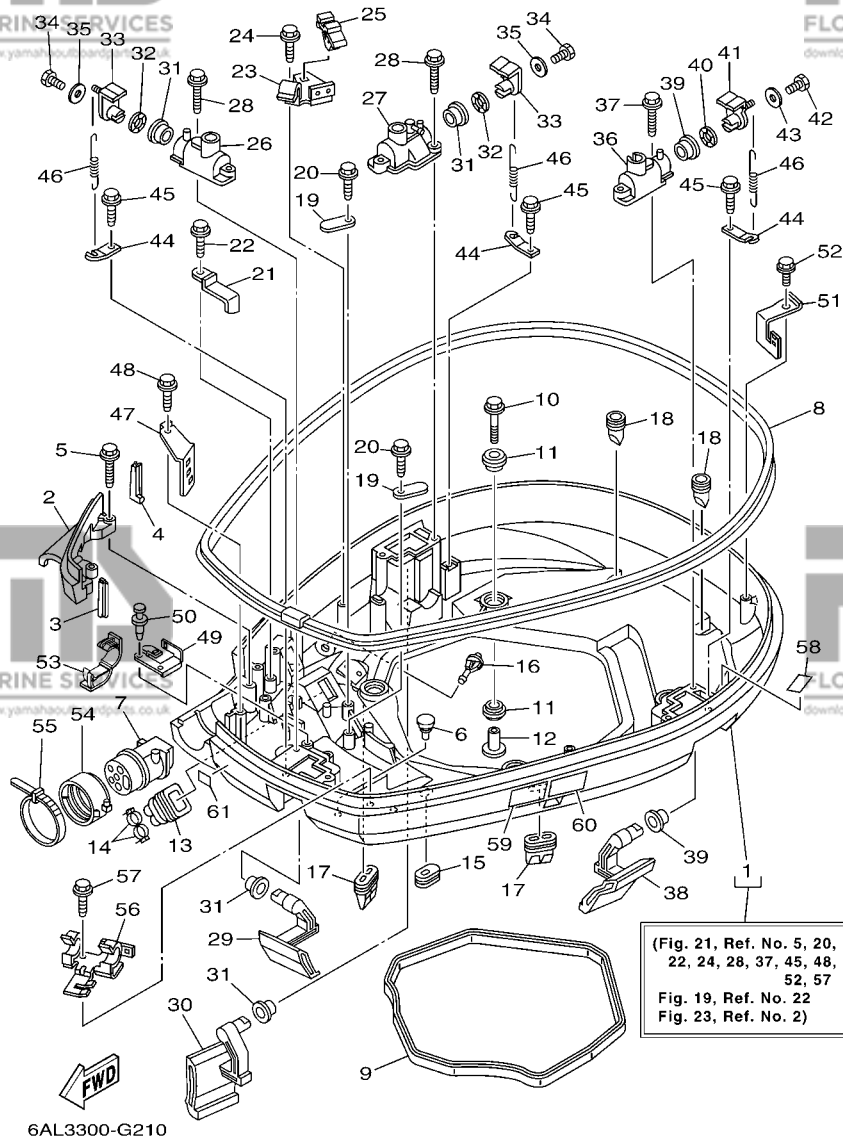


6AL3300-G210

FIG. 21 BOTTOM COWLING 1

CAPOT INFERIEUR 1

REF. NO.	PART NO. N° PIECES	DESCRIPTION DESCRIPTION	6AL4	6AS3	6AM4	6AT3	REMARKS REMARQUES
28	90109-06M82	BOLT BOULON	4	4	4	4	
29	69J-42815-00-8D	LEVER, CLAMP LEVIER, PRESSE	1	1	1	1	
30	69J-42817-00-8D	LEVER, CLAMP LEVIER, PRESSE	1	1	1	1	
31	90386-15M73	BUSH DOUILLE	4	4	4	4	
32	90206-15M18	WASHER, WAVE RONDELLE, ONDULEE	2	2	2	2	
33	63P-42818-01	LEVER, CLAMP LEVIER, PRESSE	2	2	2	2	
34	97095-06020	BOLT BOULON	2	2	2	2	
35	90201-06068	WASHER, PLATE RONDELLE, PLATE	2	2	2	2	
36	68F-42828-10-8D	PLATE, CLAMP PLAQUE, PRESSE	1	1	1	1	
37	90109-06M82	BOLT BOULON	2	2	2	2	
38	69J-42816-00-8D	LEVER, CLAMP LEVIER, PRESSE	1	1	1	1	
39	90386-15M73	BUSH DOUILLE	2	2	2	2	
40	90206-15M18	WASHER, WAVE RONDELLE, ONDULEE	1	1	1	1	
41	68V-42818-01	LEVER, CLAMP LEVIER, PRESSE	1	1	1	1	
42	97095-06020	BOLT BOULON	1	1	1	1	
43	90201-06068	WASHER, PLATE RONDELLE, PLATE	1	1	1	1	
44	64D-43144-00	HOOK, SPRING CROCHET	3	3	3	3	
45	90109-06M86	BOLT BOULON	3	3	3	3	
46	90506-18M40	SPRING, TENSION RESSORT, TENSION	3	3	3	3	
47	6P2-42743-00	BRACKET SUPPORT	1	1	1	1	
48	90109-06M82	BOLT BOULON	1	1	1	1	
49	6P2-42766-10	BRACKET 2 SUPPORT 2	1	1	1	1	
50	90269-05005	RIVET RIVET	2	2	2	2	
51	69J-8366G-01	BRACKET 3 SUPPORT 3	1	1	1	1	
52	90109-06M86	BOLT BOULON	1	1	1	1	
53	90464-18001	CLAMP BRIDE	2	2	2	2	
54	68F-42753-00	FASTNER ATTACHE	1	1	1	1	AP AP

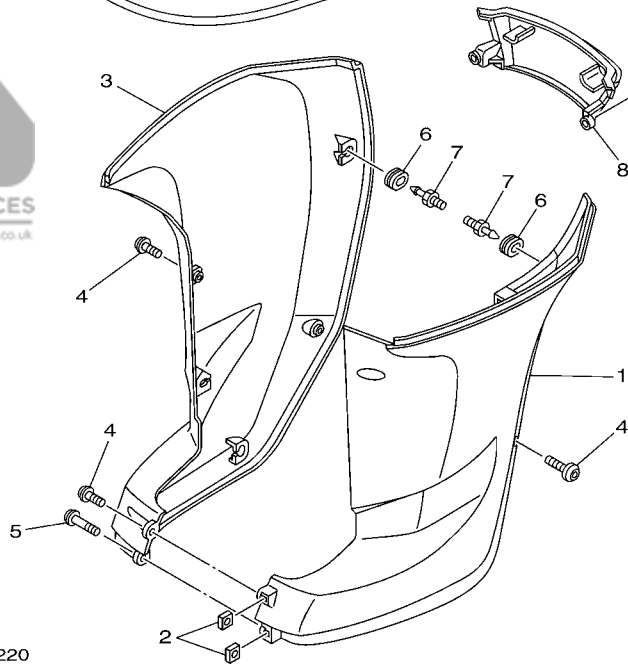
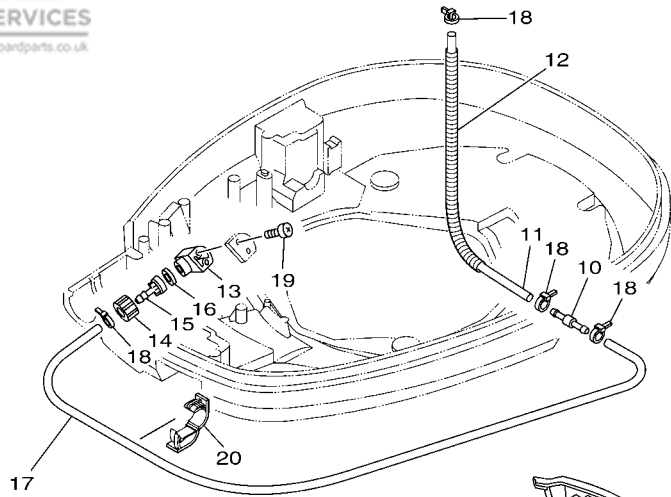


(Fig. 21, Ref. No. 5, 20,  
22, 24, 28, 37, 45, 48,  
52, 57  
Fig. 19, Ref. No. 22  
Fig. 23, Ref. No. 2)

FIG. 21 BOTTOM COWLING 1

CAPOT INFERIEUR 1

REF. NO.	PART NO. N° PIECES	DESCRIPTION DESCRIPTION	6AL4	6AS3	6AM4	6AT3	REMARKS REMARQUES
55	90464-20258	CLAMP BRIDE	1	1	1	1	AP AP
56	6P2-82594-00	CLAMP BRIDE	1	1	1	1	
57	90109-06M86	BOLT BOULON	1	1	1	1	
58	68V-82377-00	LABEL ETIQUETTE	1	1	1	1	
59	6AH-42794-40	LABEL, WARNING (GENERAL) ETIQUETTE, AVERTISSEMENT	1	1	1	1	
60	6AH-42794-50	LABEL, WARNING (GENERAL) ETIQUETTE, AVERTISSEMENT	1	1	1	1	
61	6AH-81996-00	MARK MARQUE	1	1	1	1	



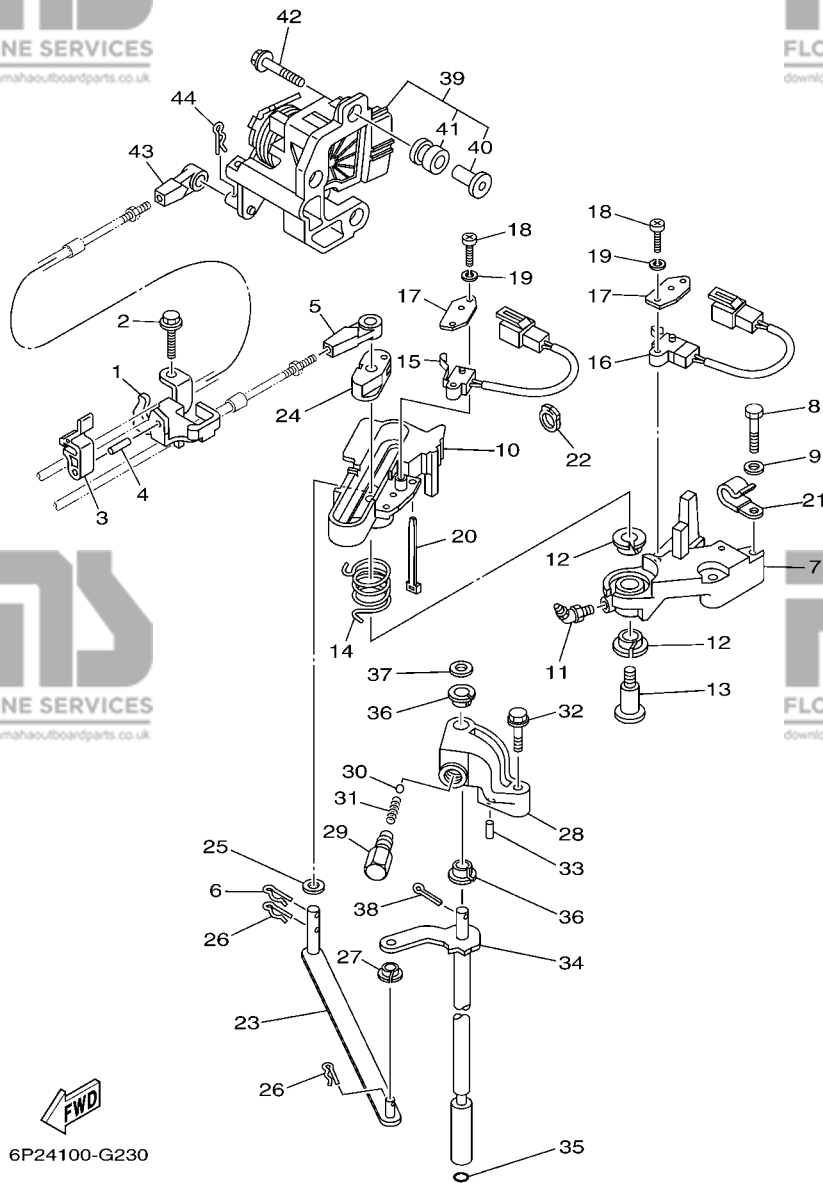
6P21110-D220

**FIG. 22 BOTTOM COWLING 2**

**CAPOT INFERIEUR 2**

REF. NO.	PART NO. N° PIECES	DESCRIPTION DESCRIPTION	6AL4	6AS3	6AM4	6AT3	REMARKS REMARQUES
1	69J-42741-00-8D	APRON CAPOT LATERAL	1	1	1	1	
2	90173-06001	NUT, SQUARE ECROU, CARRE	2	2	2	2	
3	69J-42771-00-8D	APRON CAPOT LATERAL	1	1	1	1	
4	90111-06111	BOLT,HEX. SOCKET BUTTON BOULON	5	5	5	5	
5	90111-06113	BOLT,HEX. SOCKET BUTTON BOULON	1	1	1	1	
6	90480-14M17	GROMMET PASSE-FIL	6	6	6	6	
7	69J-42774-10	STAY, APRON 1 COUSSINET	6	6	6	6	
8	69J-45151-00-8D	COVER, UPPER CASING CAPUCHON, FOURREAU	1	1	1	1	
9	90111-06111	BOLT,HEX. SOCKET BUTTON BOULON	2	2	2	2	
10	6E5-24379-00	PIPE, JOINT 4 DURITE RACCORDEMENT 4	1	1	1	1	
11	90445-11M47	HOSE (L370) DURITE (L370)	1	1	1	1	
12	90447-13009	TUBE DURITE	1	1	1	1	
13	68T-12572-00	ADAPTER ADAPTATEUR	1	1	1	1	
14	6R3-12581-00	JOINT, HOSE 1 JOINT DE TUYAU	1	1	1	1	
15	6R3-12582-00	JOINT, HOSE 2 RACCORD DE TUYAU 1	1	1	1	1	
16	6R3-12583-00	GASKET, HOSE JOINT JOINT	1	1	1	1	
17	90445-11028	HOSE (L1050) DURITE (L1050)	1	1	1	1	
18	90465-11M10	CLAMP BRIDE	4	4	4	4	
19	97780-60520	SCREW, TAPPING VIS, TETE BOMBEE	2	2	2	2	
20	90464-18004	CLAMP BRIDE	1	1	1	1	





6P24100-G230

**FIG. 23 CONTROL**

**COMMANDE**

REF. NO.	PART NO. N° PIECES	DESCRIPTION DESCRIPTION	6AL4	6AS3	6AM4	6AT3	REMARKS REMARQUES
1	6P2-48531-00	BRACKET, REMOTE CONTROL 1 ETRIER 1, COMMANDE A DISTANCE	1	1	1	1	
2	90109-06M86	BOLT BOULON	2	2	2	2	
3	63P-48538-00	CLAMP, CABLE 1 COLLIER	1	1	1	1	
4	91690-30010	PIN, SPRING AGRAFFE	1	1	1	1	
5	6E5-48344-00	CABLE END, REMOTE CONTROL CHAPE CABLE	1	1	1	1	
6	90468-18008	CLIP JONC	1	1	1	1	
7	69J-44117-00-94	BRACKET SUPPORT	1	1	1	1	
8	97095-06035	BOLT BOULON	2	2	2	2	
9	92995-06600	WASHER RONDELLE	2	2	2	2	
10	69J-44176-01-94	BRACKET SUPPORT	1	1	1	1	
11	93700-06M01	NIPPLE, GREASE PION	1	1	1	1	
12	90386-12069	BUSH DOUILLE	2	2	2	2	
13	90109-08019	BOLT BOULON	1	1	1	1	
14	90508-20020	SPRING, TORSION RESSORT, TORSION	1	1	1	1	
15	60V-8259F-00	SWITCH ASSY COMMUTATEUR	1	1	1	1	
16	69J-8259F-00	SWITCH ASSY COMMUTATEUR	1	1	1	1	
17	61A-82588-01	PLATE PLAQUE	2	2	2	2	
18	97885-04016	SCREW, PAN HEAD VIS, A ENCOCHE	4	4	4	4	
19	92995-04100	WASHER RONDELLE	4	4	4	4	
20	90465-11M10	CLAMP BRIDE	1	1	1	1	
21	90465-06M86	CLAMP BRIDE	1	1	1	1	
22	90464-09010	CLAMP BRIDE	1	1	1	1	
23	6P2-44121-00	LEVER, SHIFT ROD LEVIER, TIGE D'INVERSION	1	1	1	1	
24	69J-44122-00	BUSHING, SHIFT ROD LEVER DOUILLE, LEVIER D'EMBRAYAGE	1	1	1	1	
25	90202-08M20	WASHER, PLATE RONDELLE, PLATE	1	1	1	1	
26	90468-18008	CLIP JONC	2	2	2	2	
27	90386-06M12	BUSH DOUILLE	1	1	1	1	

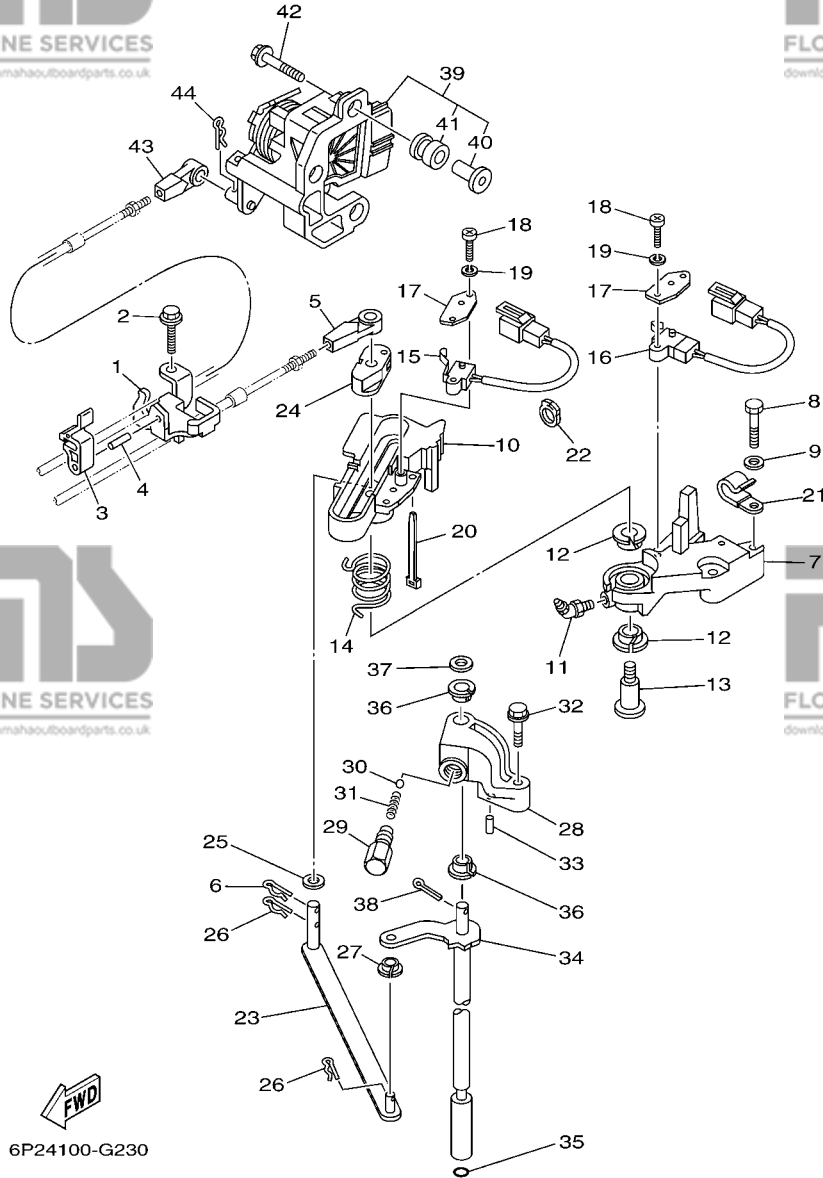
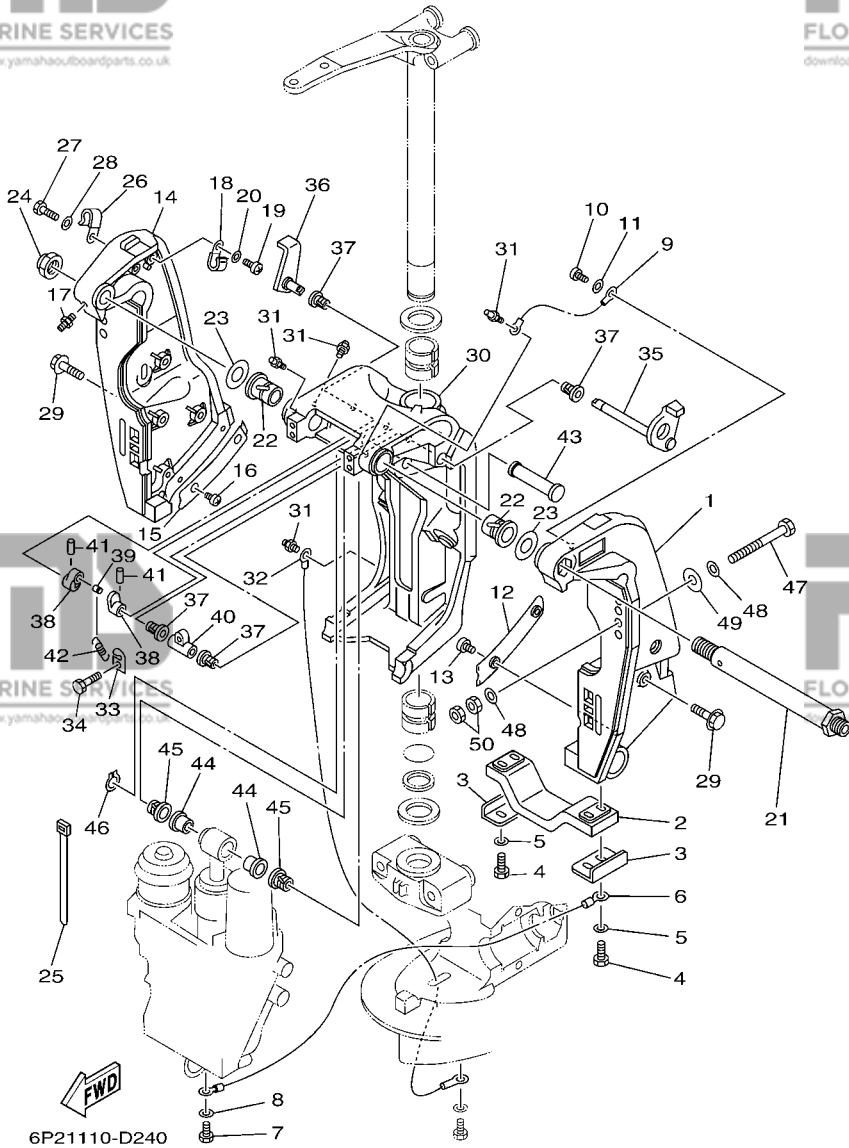


FIG. 23 CONTROL

COMMANDE

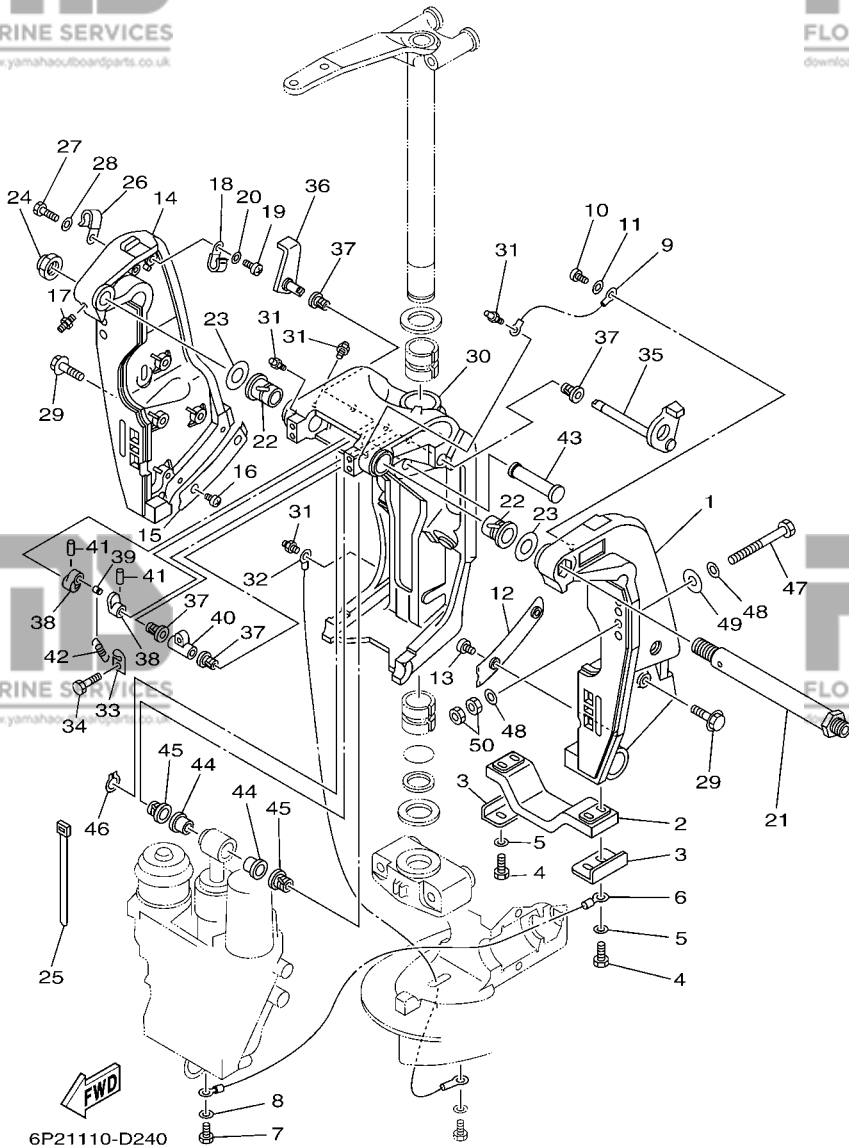
REF. NO.	PART NO. N° PIECES	DESCRIPTION DESCRIPTION	6AL4	6AS3	6AM4	6AT3	REMARKS REMARQUES
28	69J-44118-00-94	BRACKET SUPPORT	1	1	1	1	
29	648-42715-00	BUSHING COUSSINET	1	1	1	1	
30	93501-04M02	BALL BILLE	1	1	1	1	
31	90501-12082	SPRING, COMPRESSION RESSORT, COMPRESSION	1	1	1	1	
32	97575-06535	BOLT, WITH WASHER VIS HEXAGONAL AVC RONDELLE	1	1	1	1	
33	91690-30010	PIN, SPRING AGRAFFE	1	1	1	1	
34	69J-44120-00 69J-44120-10	HANDLE GEAR SHIFT ASSY LEVIER D'EMBRAYAGE HANDLE GEAR SHIFT ASSY LEVIER D'EMBRAYAGE	1	1	1	1	X(25.3") X(25.3") U(30.3") U(30.3")
35	93210-09165	O-RING JOINT TORIQUE	1	1	1	1	
36	90386-90M90	BUSH DOUILLE	2	2	2	2	
37	90201-09M02	WASHER, PLATE RONDELLE, PLATE	1	1	1	1	
38	91490-20015	PIN, COTTER GOUPILLE	1	1	1	1	
39	6P2-8A410-00	SENSOR UNIT UNITE DE CAPTEUR	1	1	1	1	
40	6P2-44139-00	.COLLAR .COLLIER	3	3	3	3	
41	6P2-41273-00	.GROMMET .PASSE-FIL	3	3	3	3	
42	90119-06126	BOLT, WITH WASHER BOULON, AVEC RONDELLE	3	3	3	3	
43	6E5-48344-00	CABLE END, REMOTE CONTROL CHAPE CABLE	1	1	1	1	
44	90468-18008	CLIP JONC	1	1	1	1	



**FIG. 24 BRACKET 1**

**SUPPORT 1**

REF. NO.	PART NO. N° PIECES	DESCRIPTION DESCRIPTION	6AL4	6AS3	6AM4	6AT3	REMARKS REMARQUES
1	69J-43111-01-8D	BRACKET, CLAMP 1 PRESSE 1	1	1	1	1	
2	6G5-45251-02	ANODE ANODE	1	1	1	1	
3	6G5-44526-00	PLATE PLAQUE	2	2	2	2	
4	97095-06025	BOLT BOULON	4	4	4	4	
5	92995-06600	WASHER RONDELLE	4	4	4	4	
6	6H1-82148-00	WIRE, LEAD 4 FIL 4	1	1	1	1	
7	97095-06010	BOLT BOULON	1	1	1	1	
8	92995-06600	WASHER RONDELLE	1	1	1	1	
9	6E5-82148-00	WIRE, LEAD 4 FIL 4	1	1	1	1	
10	97885-06012	SCREW, PAN HEAD VIS, A ENCOCHE	1	1	1	1	
11	92995-06600	WASHER RONDELLE	1	1	1	1	
12	61A-43132-00	WASHER, FRICTION RONDELLE, FRICTION	1	1	1	1	
13	97885-06010	SCREW, PAN HEAD VIS, A ENCOCHE	2	2	2	2	
14	69J-43112-01-8D	BRACKET, CLAMP 2 PRESSE 2	1	1	1	1	
15	61A-43133-00	WASHER, FRICTION RONDELLE	1	1	1	1	
16	97885-06010	SCREW, PAN HEAD VIS, A ENCOCHE	2	2	2	2	
17	93700-06M03	NIPPLE, GREASE PION	1	1	1	1	
18	90465-08M83	CLAMP BRIDE	1	1	1	1	
19	97885-06012	SCREW, PAN HEAD VIS, A ENCOCHE	1	1	1	1	
20	92995-06600	WASHER RONDELLE	1	1	1	1	
21	6R3-43131-20	BOLT, CLAMP BRACKET BOULON, PRESSE	1	1	1	1	
22	90386-25M31	BUSH DOUILLE	2	2	2	2	
23	90201-26M59	WASHER, PLATE RONDELLE, PLATE	2	2	2	2	
24	90185-22007	NUT, SELF-LOCKING ECROU, AUTO-BLOQUANT	1	1	1	1	
25	90465-11M10	CLAMP BRIDE	4	4	4	4	
26	90465-08M83	CLAMP BRIDE	1	1	1	1	
27	97095-06014	BOLT BOULON	1	1	1	1	



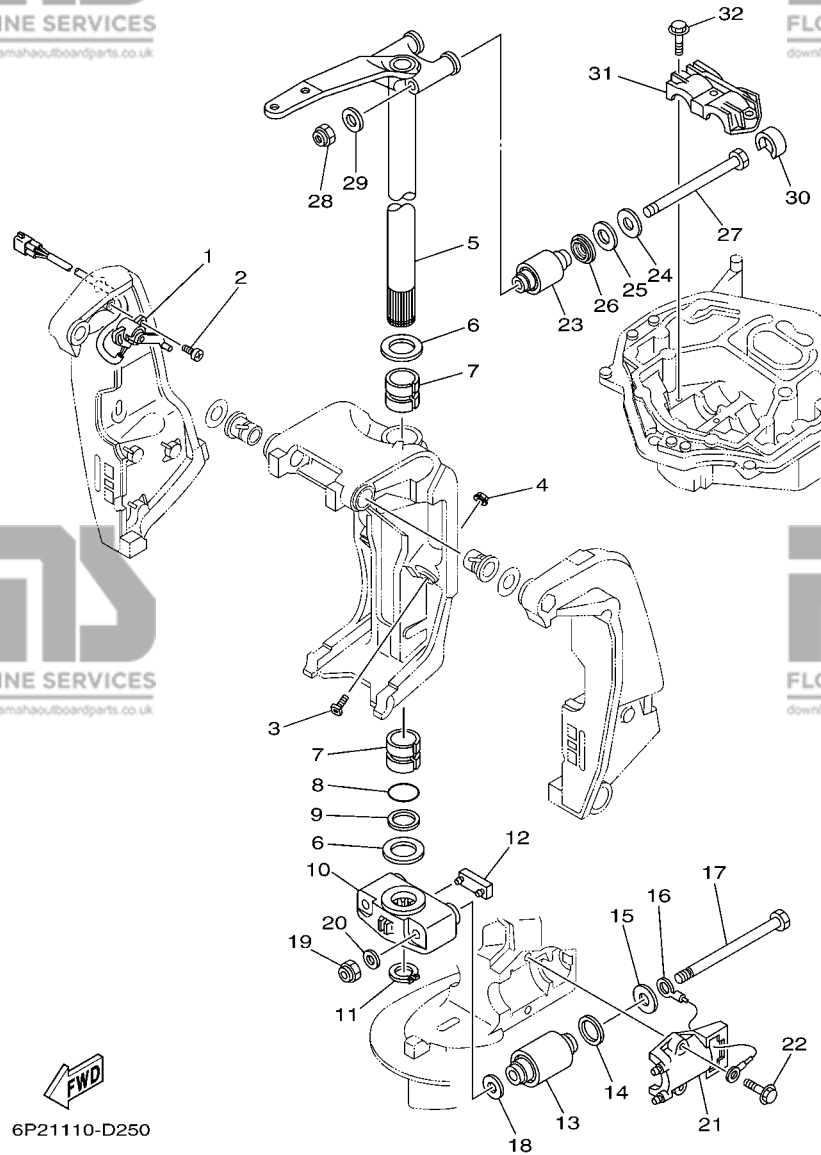
**FIG. 24 BRACKET 1**

**SUPPORT 1**

REF. NO.	PART NO. N° PIECES	DESCRIPTION DESCRIPTION	6AL4	6AS3	6AM4	6AT3	REMARKS REMARQUES
28	92995-06600	WASHER RONDELLE	1	1	1	1	
29	90119-10024	BOLT, WITH WASHER BOULON, AVEC RONDELLE	8	8	8	8	
30	61A-43311-21-8D	BRACKET, SWIVEL 1 SUPPORT, PIVOT 1	1	1	1	1	
31	93700-06M03	NIPPLE, GREASE PION	5	5	5	5	
32	69J-82147-00	WIRE, LEAD 4 FIL 4	1	1	1	1	
33	6G5-43144-00	HOOK, SPRING CROCHET	1	1	1	1	
34	97095-06010	BOLT BOULON	1	1	1	1	
35	61A-43181-10	LEVER, TILT STOP LEVIER, VERROUILLAGE RELEVAGE	1	1	1	1	
36	6G5-43185-10	LEVER, TILT STOP LEVIER, VERROUILLAGE RELEVAGE	1	1	1	1	
37	90386-10M16	BUSH DOUILLE	4	4	4	4	
38	6G5-43148-00	COLLAR, DISTANCE ENTRETOISE	2	2	2	2	
39	90249-06M19	PIN GOUPILLE	1	1	1	1	
40	90387-10M02	COLLAR COLLERETTE	1	1	1	1	
41	91690-30020	PIN, SPRING AGRAFFE	2	2	2	2	
42	90506-16003	SPRING, TENSION RESSORT, TENSION	1	1	1	1	
43	6E5-43126-02	PIN, UPPER SHOCK MOUNT AXE, SUPERIEUR AMORTISSEUR	1	1	1	1	
44	90386-18M63	BUSH DOUILLE	2	2	2	2	
45	90386-18M14	BUSH DOUILLE	2	2	2	2	
46	93410-18M02	CIRCLIP CLIPS	1	1	1	1	
47	90101-12M05	BOLT (L:130MM) BOULON (L:130MM)	4	4	4	4	
48	90201-13M01	WASHER, PLATE RONDELLE, PLATE	8	8	8	8	
49	90201-12M05	WASHER, PLATE RONDELLE, PLATE	4	4	4	4	
50	95380-12600	NUT ECROU	8	8	8	8	

**FIG. 25 BRACKET 2**

**SUPPORT 2**



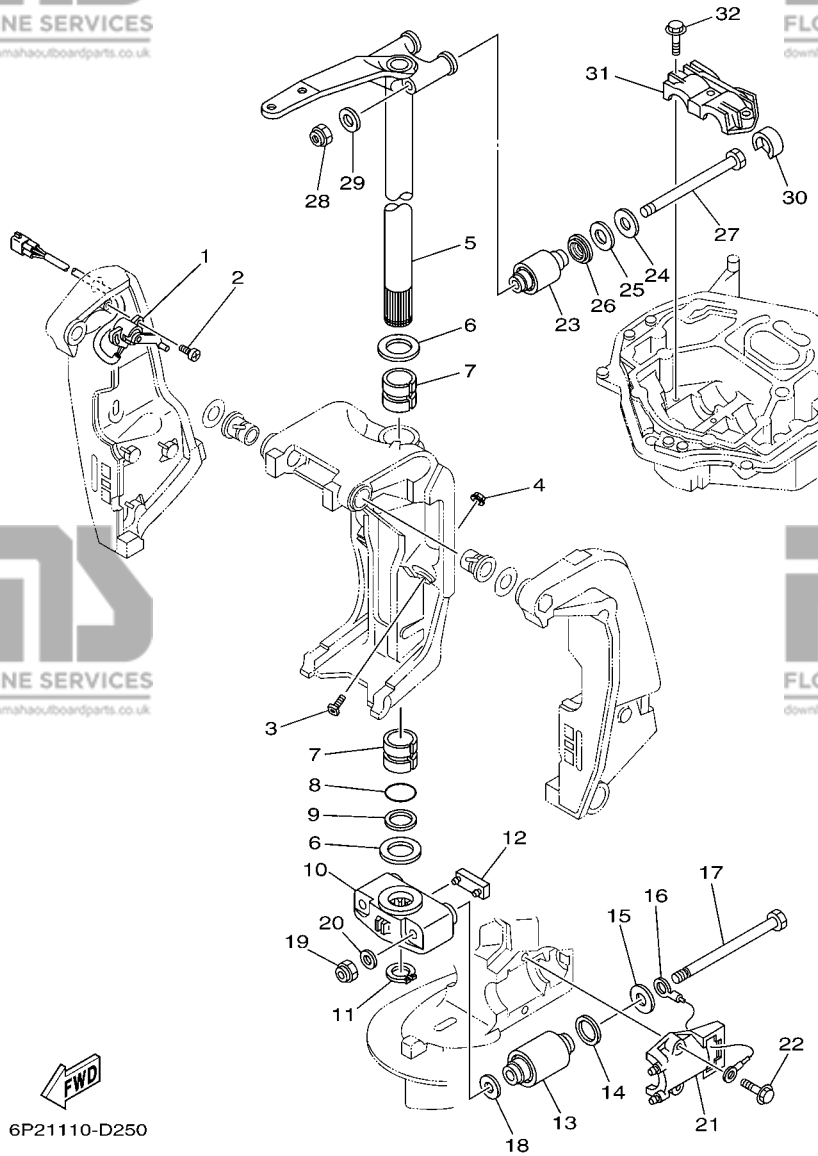
6P21110-D250

REF. NO.	PART NO. N° PIECES	DESCRIPTION DESCRIPTION	6AL4	6AS3	6AM4	6AT3	REMARKS REMARQUES
1	69J-83672-10	TRIM SENDER INCLINER RACCORD	1	1	1	1	
2	97885-06016	SCREW, PAN HEAD VIS, A ENCOCHE	2	2	2	2	
3	61A-43376-00	BOLT, THRUST RECEIVER BOULON	2	2	2	2	
4	95780-10300	NUT, FLANGE ECROU	2	2	2	2	
5	69J-42510-00-8D	STEERING BRACKET ASSY DIRECTION SUPPORT (ENS.)	1	1	1	1	
6	90201-40M00	WASHER, PLATE RONDELLE, PLATE	2	2	2	2	
7	90386-39M89	BUSH DOUILLE	2	2	2	2	
8	93210-35321	O-RING JOINT TORIQUE	1	1	1	1	
9	90202-40M47	WASHER, PLATE RONDELLE, PLATE	1	1	1	1	
10	69J-44551-00-8D	HOUSING, LOWER MOUNT RUBBER BOITIER, SILENT-BLOC INFERIEUR	1	1	1	1	
11	93410-37M04	CIRCLIP CLIPS	1	1	1	1	
12	61A-44575-00	DAMPER, LOWER MOUNT RUBBER SILENT-BLOC, INFERIEUR	1	1	1	1	
13	60X-44555-00-94	MOUNT DAMPER, LOWER SIDE SILENT-BLOC, INFERIEUR LATERAL	2	2	2	2	
14	90202-32M19	WASHER, PLATE RONDELLE, PLATE	2	2	2	2	
15	90201-16016	WASHER, PLATE RONDELLE, PLATE	2	2	2	2	
16	6E5-82149-00	WIRE, LEAD 3 FIL 3	1	1	1	1	
17	90101-14002	BOLT BOULON	2	2	2	2	
18	90201-15M58	WASHER, PLATE RONDELLE, PLATE	2	2	2	2	
19	90185-14M00	NUT, SELF-LOCKING ECROU, AUTO-BLOQUANT	2	2	2	2	
20	92995-14600	WASHER RONDELLE	2	2	2	2	
21	61A-44552-01-CA	HOUSING, LOWER MOUNT RUBBER BOITIER, SILENT-BLOC INFERIEUR	2	2	2	2	
22	90119-10024	BOLT, WITH WASHER BOULON, AVEC RONDELLE	4	4	4	4	
23	69J-44514-00-94	MOUNT DAMPER, UPPER SIDE SILENT-BLOC, SUPERIEUR LATERAL	2	2	2	2	
24	90201-16015	WASHER, PLATE RONDELLE, PLATE	2	2	2	2	
25	90202-28M46	WASHER, PLATE RONDELLE, PLATE	2	2	2	2	
26	69J-44532-00	STOPPER, UPPER MOUNT PLAQUETTE	2	2	2	2	
27	90101-14003	BOLT BOULON	2	2	2	2	

FIG. 25 BRACKET 2

SUPPORT 2

REF. NO.	PART NO. N° PIECES	DESCRIPTION DESCRIPTION	6AL4	6AS3	6AM4	6AT3	REMARKS REMARQUES
28	90185-14M00	NUT, SELF-LOCKING ECROU, AUTO-BLOQUANT	2	2	2	2	
29	92995-14600	WASHER RONDELLE	2	2	2	2	
30	69J-44533-00	DAMPER, UPPER MOUNT RUBBER COUVERCLE, SUSPENSION INFERIEU	2	2	2	2	
31	61A-44511-01-94	COVER, UPPER MOUNT COUVERCLE, SUSPENSION SUPERIEU	1	1	1	1	
32	90119-10024	BOLT, WITH WASHER BOULON, AVEC RONDELLE	3	3	3	3	



REFER TO FIG.27

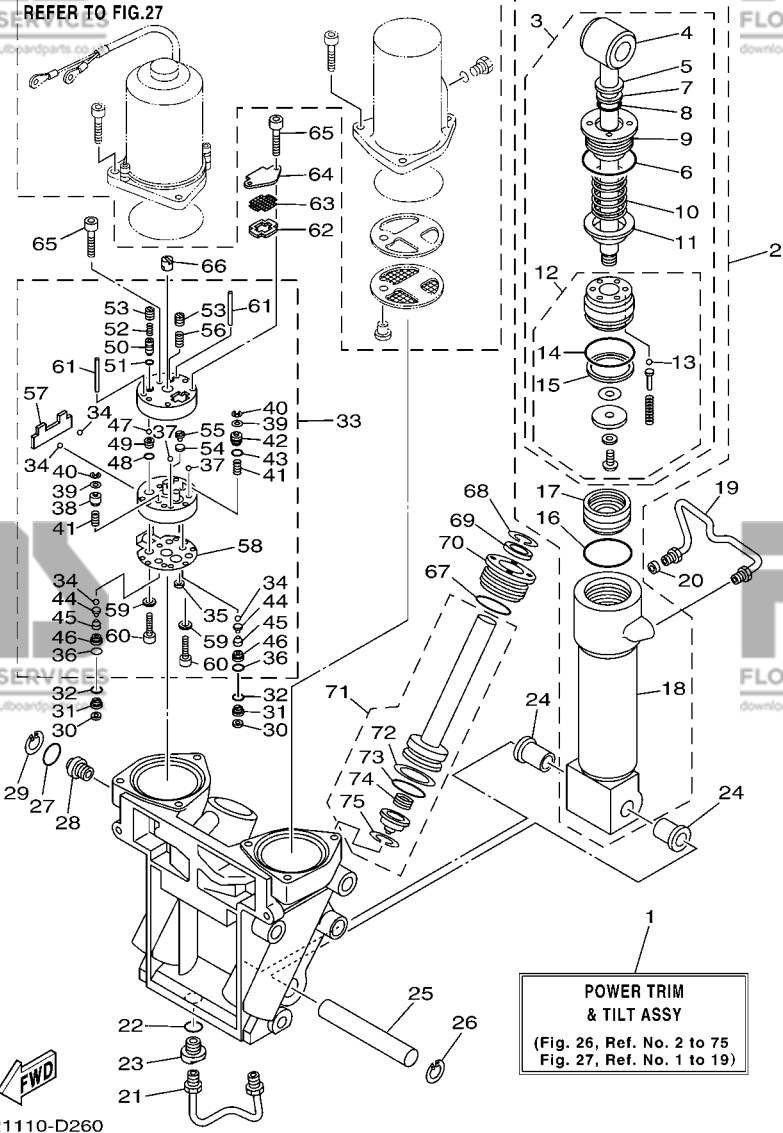


FIG. 26 POWER TRIM & TILT ASSY 1

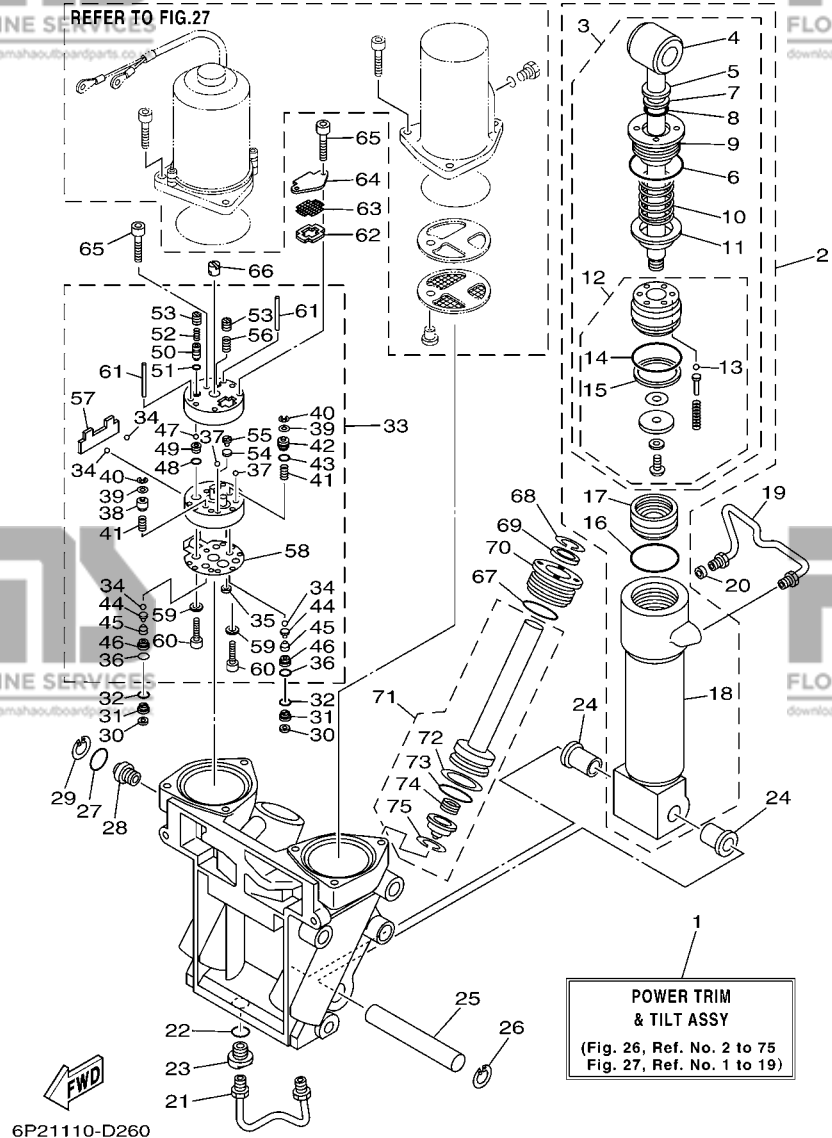
PUISSANCE PARER ET INCLINER 1

REF. NO.	PART NO. N° PIECES	DESCRIPTION DESCRIPTION	6AL4	6AS3	6AM4	6AT3	REMARKS REMARQUES
1	69J-43800-02-8D	POWER TRIM & TILT ASSY PUISSANCE PARER ET INCLINER (E	1	1	1	1	
2	69J-43840-01	POWER TILT ASSY PUISSANCE INCLINER (ENS.)	1	1	1	1	
3	69J-43810-01	.TILT PISTON SUB ASSY .INCLINER PISTON AUXILIAIRE(ENS	1	1	1	1	
4	69J-43801-00	..ROD ..TIGE	1	1	1	1	
5	93106-19N50	..OIL SEAL ..JOINT SPY	1	1	1	1	
6	6H1-43861-00	..O-RING ..JOINT TORIQUE	1	1	1	1	
7	6H1-43872-00	..RING, BACK UP ..RESSORT	1	1	1	1	
8	61A-4389H-00	..O-RING ..JOINT TORIQUE	1	1	1	1	
9	61A-43811-00	..SCREW, CYLINDER END ..VIS, CYLINDRE RACCORD	1	1	1	1	
10	69J-4384H-00	..SPRING ..RESSORT	1	1	1	1	
11	69J-4382E-00	..ADAPTOR 2 ..ADAPTEUR 2	1	1	1	1	
12	69J-4380P-01	..PISTON SUB ASSY ..PISTON AUXILIAIRE (ENS.)	1	1	1	1	
13	93505-32038	...BALL ...BILLE	5	5	5	5	
14	61A-43861-00	...O-RING ...JOINT TORIQUE	1	1	1	1	
15	61A-43871-00	...RING, BACK UP ...SEGMENT	1	1	1	1	
16	61A-43861-00	.O-RING .JOINT TORIQUE	1	1	1	1	
17	6H1-43814-00	.PISTON, FREE .PISTON	1	1	1	1	
18	61A-43813-01	.CYLINDER, TILT .CYLINDRE	1	1	1	1	
19	61A-43835-01	PIPE TUYAU	1	1	1	1	
20	69J-4388J-00	PLUG 2 BOUCHON 2	1	1	1	1	
21	69J-43833-00	PIPE TUYAU	1	1	1	1	
22	93210-17239	O-RING JOINT TORIQUE	1	1	1	1	
23	69J-4388E-00	BOLT ,SCREW VIS	1	1	1	1	
24	90386-18M14	BUSH DOUILLE	2	2	2	2	
25	61A-43818-00	PIN, LOWER SHOCK MOUNT AXE, INFERIEUR AMORTISSEUR	1	1	1	1	
26	61A-43876-00	RING, SNAP RESSORT	1	1	1	1	
27	93210-18397	O-RING JOINT TORIQUE	1	1	1	1	

FIG. 26 POWER TRIM & TILT ASSY 1

PUISSANCE PARER ET INCLINER 1

REFER TO FIG.27



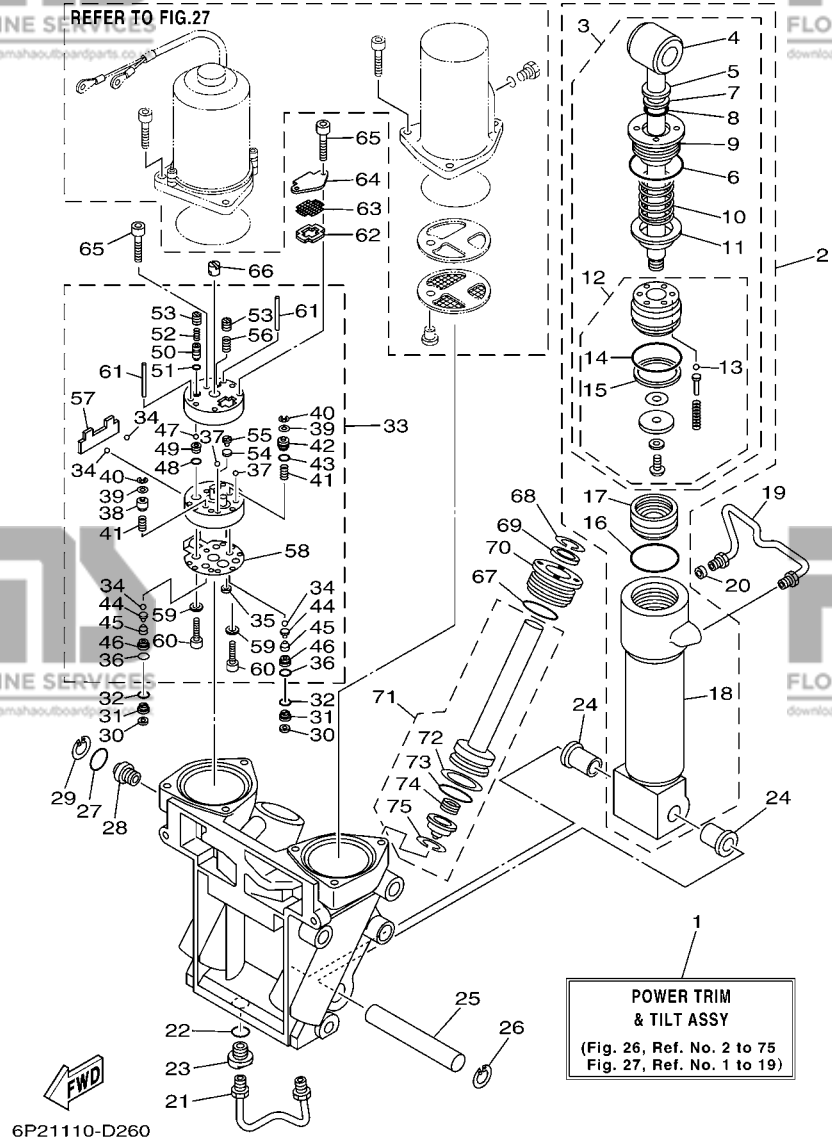
REF. NO.	PART NO. N° PIECES	DESCRIPTION DESCRIPTION	6AL4	6AS3	6AM4	6AT3	REMARKS REMARQUES
28	69J-43845-00	SCREW, MANUAL RELEASE VIS	1	1	1	1	
29	6H1-43875-00	RING, SNAP RESSORT	1	1	1	1	
30	69J-4381C-00	FILTER 3 FILTRE 3	2	2	2	2	
31	69J-43899-00	PLATE STOPPER PLAQUETTE	2	2	2	2	
32	69J-4389J-00	O-RING JOINT TORIQUE	2	2	2	2	
33	69J-43830-01	GEAR PUMP ASSY POMPE A PIGNON (ENS.)	1	1	1	1	
34	93505-32038	.BALL .BILLE	4	4	4	4	
35	69J-4381C-00	.FILTER 3 .FILTRE 3	1	1	1	1	
36	69J-4389J-00	.O-RING .JOINT TORIQUE	2	2	2	2	
37	93503-16003	.BALL .BILLES	2	2	2	2	
38	69J-4384M-00	.PISTON, SHUTTLE 2 .PISTON 2	1	1	1	1	
39	69A-4384F-00	.SEAL, MAIN VALVE .JOINT	2	2	2	2	
40	99002-03600	.CLIP .CIRCLIP	2	2	2	2	
41	69J-43894-00	.SPRING, SHUTTLE RETURN .RESSORT	2	2	2	2	
42	69J-43841-00	.PISTON, SHUTTLE .PISTON	1	1	1	1	
43	6H1-43883-00	.O-RING .JOINT TORIQUE	1	1	1	1	
44	60V-4386A-00	.PIN, ABSORBER VALVE .GOUPILLE, SOUPAPE	2	2	2	2	
45	69J-43853-00	.SPRING, MAIN VALVE .RESSORT	2	2	2	2	
46	69J-43893-00	.WASHER .RONDELLE	2	2	2	2	
47	93501-08001	.BALL .BILLE	2	2	2	2	
48	93210-08391	.O-RING .JOINT TORIQUE	1	1	1	1	
49	69J-43851-00	.SEAT, RELIEF VALVE .SIEGE	1	1	1	1	
50	69J-43844-00	.PIN, VALVE SUPPORT .GOUPILLE	1	1	1	1	
51	93210-064A5	.O-RING .JOINT TORIQUE	1	1	1	1	
52	69J-43855-00	.SPRING, UP RELIEF .RESSORT	1	1	1	1	
53	69J-43843-00	.SCREW, VALVE LOCK .VIS	2	2	2	2	
54	6H1-4384G-11	.SEAL, RELIEF VALVE .JOINT	1	1	1	1	



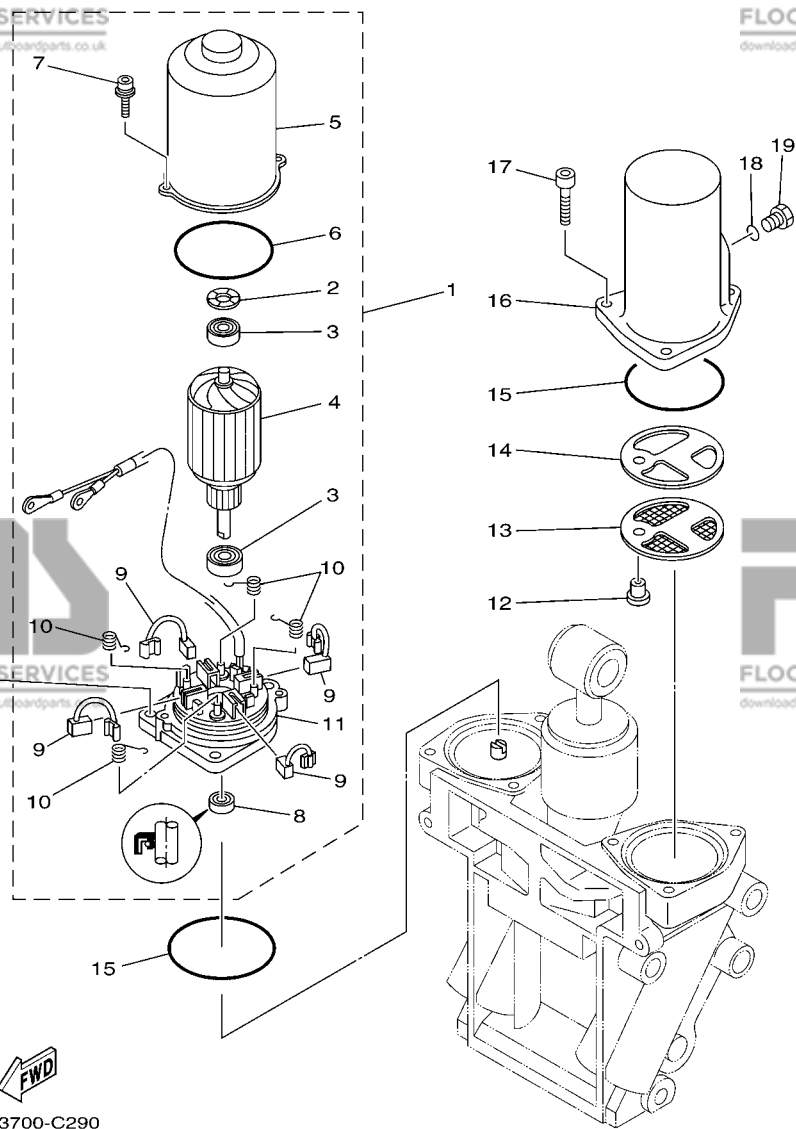
FIG. 26 POWER TRIM & TILT ASSY 1

PUISSANCE PARER ET INCLINER 1

REFER TO FIG.27



REF. NO.	PART NO. N° PIECES	DESCRIPTION DESCRIPTION	GAL4	6AS3	6AM4	6AT3	REMARKS REMARQUES
55	6H1-43844-10	.PIN, VALVE SUPPORT .GOUILLE	1	1	1	1	
56	6H1-43856-10	.SPRING, DOWN RELIEF .RESSORT	1	1	1	1	
57	69J-43854-00	.SPRING, MANUAL RELEASE .RESSORT	1	1	1	1	
58	69J-4384G-00	.SEAL, RELIEF VALVE .JOINT	1	1	1	1	
59	CS3-4387G-00	.WASHER .RONDELLE	2	2	2	2	
60	91318-05025	.BOLT .BOULON	2	2	2	2	
61	93604-35236	.PIN, DOWEL .CLAVETTE	2	2	2	2	
62	69J-43871-00	RING, BACK UP SEGMENT	1	1	1	1	
63	69J-43816-00	FILTER 1 FILTRE 1	1	1	1	1	
64	69J-4381J-00	PLATE PLAQUE	1	1	1	1	
65	91318-05040	BOLT BOULON	3	3	3	3	
66	69J-43831-00	CONNECTOR, SHAFT RACCORD	1	1	1	1	
67	61A-43861-00	O-RING JOINT TORIQUE	2	2	2	2	
68	6T4-43875-01	RING, SNAP RESSORT	2	2	2	2	
69	61A-43822-00	SEAL, TRIM DUST JOINT	2	2	2	2	
70	61A-43821-00	SCREW, TRIM CYLINDER END VIS	2	2	2	2	
71	69J-43820-00	TRIM PISTON SUB ASSY PARER PISTON AUXILIAIRE (ENS.)	2	2	2	2	
72	61A-43874-00	.RING, BACK UP .RESSORT	1	1	1	1	
73	61A-43864-00	.O-RING JOINT TORIQUE	1	1	1	1	
74	61A-4384H-10	.SPRING .RESSORT	1	1	1	1	
75	61A-43875-10	.RING, SNAP .RESSORT	1	1	1	1	



69J3700-C290

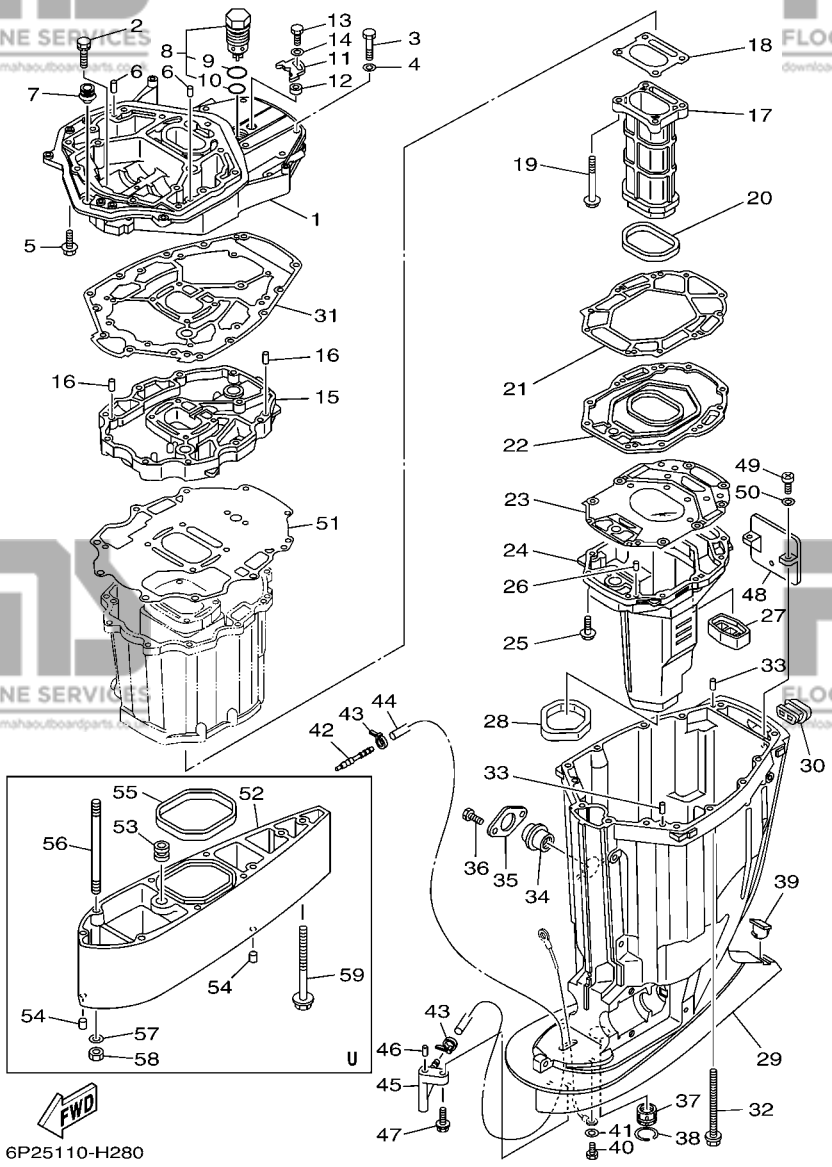
FIG. 27 POWER TRIM & TILT ASSY 2

PUISSANCE PARER ET INCLINER 2

REF. NO.	PART NO. N° PIECES	DESCRIPTION DESCRIPTION	6AL4	6AS3	6AM4	6AT3	REMARKS REMARQUES
1	69J-43880-01	MOTOR ASSY MOTEUR (ENS.)	1	1	1	1	
2	90206-14N50	.WASHER, WAVE .RONDELLE, ONDULEE	1	1	1	1	
3	93399-999T6	.BEARING .ROULEMENT	2	2	2	2	
4	69J-43805-00	.ARMATURE ASSY .INDUIT (ENS.)	1	1	1	1	
5	69J-43804-00	.STATOR ASSY .STATOR (ENS.)	1	1	1	1	
6	69J-43861-00	.O-RING .JOINT TORIQUE	1	1	1	1	
7	69J-43886-00	.BOLT .BOULON	2	2	2	2	
8	69J-43882-00	.OIL SEAL .JOINT SPI	1	1	1	1	
9	69J-43891-00	.BRUSH 1 .BALAI 1	4	4	4	4	
10	69J-4386K-00	.SPRING, BRUSH .RESSORT, BALAI	4	4	4	4	
11	69J-43881-01	.FRAME, END .BATI	1	1	1	1	
12	69J-4388H-00	PLUG BOUCHON	1	1	1	1	
13	69J-43817-00	FILTER 2 FILTRE 2	1	1	1	1	
14	69J-4388F-00	SPACER ENTRETOISE	1	1	1	1	
15	6H1-43869-00	O-RING .JOINT TORIQUE	2	2	2	2	
16	69J-43828-00	BODY, RESERVOIR CORPS	1	1	1	1	
17	69J-43888-00	BOLT, SOCKET BOULON	6	6	6	6	
18	93210-09165	O-RING .JOINT TORIQUE	1	1	1	1	
19	6H1-43829-00	PLUG, RESERVOIR BOUCHON	1	1	1	1	

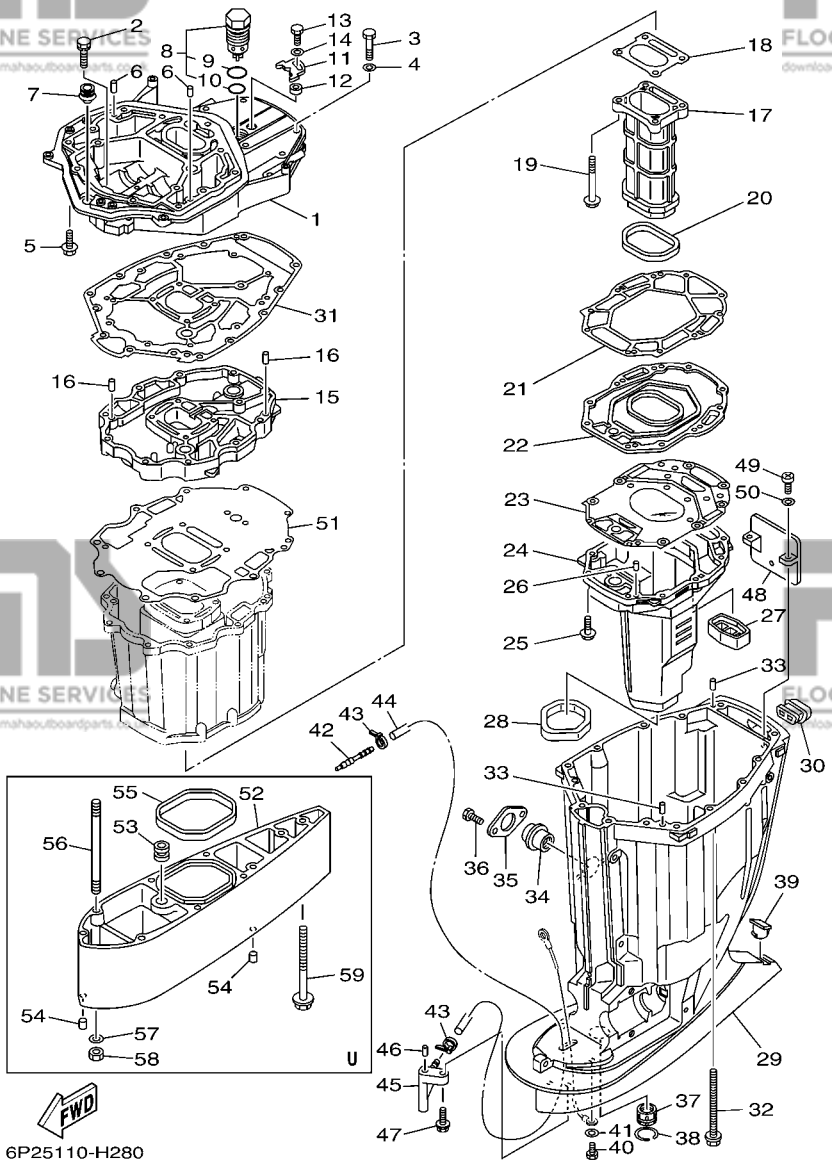
FIG. 28 UPPER CASING

FOURREAU



6P25110-H280

REF. NO.	PART NO. N° PIECES	DESCRIPTION DESCRIPTION	6AL4	6AS3	6AM4	6AT3	REMARKS REMARQUES
1	69J-41137-10-CA	GUIDE, EXHAUST COLLECTEUR D'ÉCHAPPEMENT	1	1	1	1	
2	90119-08M79	BOLT, WITH WASHER BOULON, AVEC RONDELLE	2	2	2	2	
3	97075-10045	BOLT BOULON	7	7	7	7	
4	92995-10600	WASHER RONDELLE	7	7	7	7	
5	97575-10535	BOLT, WITH WASHER VIS HEXAGONAL AVEC RONDELLE	7	7	7	7	
6	93608-16M16	PIN, DOWEL AXE	2	2	2	2	
7	6E5-42724-00	GROMMET PASSE-FIL	1	1	1	1	
8	6AW-11371-10	COVER COUVERCLE	1	1	1	1	
9	93210-347A1	O-RING JOINT TORIQUE	1	1	1	1	
10	93210-28543	O-RING JOINT TORIQUE	1	1	1	1	
11	69J-12233-00	PLATE, GUIDE STOPPER 1 PLAQUE, GUIDE BUTÉE 1	1	1	1	1	
12	90387-06037	COLLAR COLLERETTE	1	1	1	1	
13	97095-06020	BOLT BOULON	1	1	1	1	
14	92995-06600	WASHER RONDELLE	1	1	1	1	
15	69J-41131-10-CA	MANIFOLD, EXT. 1 PIPE D'ÉCHAPPEMENT	1	1	1	1	
16	93608-16M16	PIN, DOWEL AXE	2	2	2	2	
17	69J-41132-20-9S	MANIFOLD, EXHAUST PIPE D'ÉCHAPPEMENT	1	1	1	1	
18	6P2-41134-00	GASKET, EXHAUST MANIFOLD JOINT, PIPE D'ÉCHAPPEMENT	1	1	1	1	
19	97575-08590	BOLT, WITH WASHER VIS HEXAGONAL AVEC RONDELLE	4	4	4	4	
20	69J-41138-00	SEAL, EXT. 1 JOINT DE GROUPE 1	1	1	1	1	
21	69J-41135-A0	GASKET, EXHAUST MANIFOLD JOINT, PIPE D'ÉCHAPPEMENT	1	1	1	1	
22	69J-45181-10-9S	PLATE PLAQUETTE	1	1	1	1	
23	6S1-41136-00	GASKET, EXHAUST MANIFOLD 4 JOINT, PIPE D'ÉCHAPPEMENT 4	1	1	1	1	
24	69J-14711-20-9S	MUFFLER 1 POT D'ÉCHAPPEMENT 1	1	1	1	1	
25	97575-08535	BOLT, WITH WASHER VIS HEXAGONAL AVEC RONDELLE	10	10	10	10	
26	93606-19M23	PIN, DOWEL GOUPILLE	2	2	2	2	
27	69J-45127-00	SEAL JOINT	1	1	1	1	



6P25110-H280

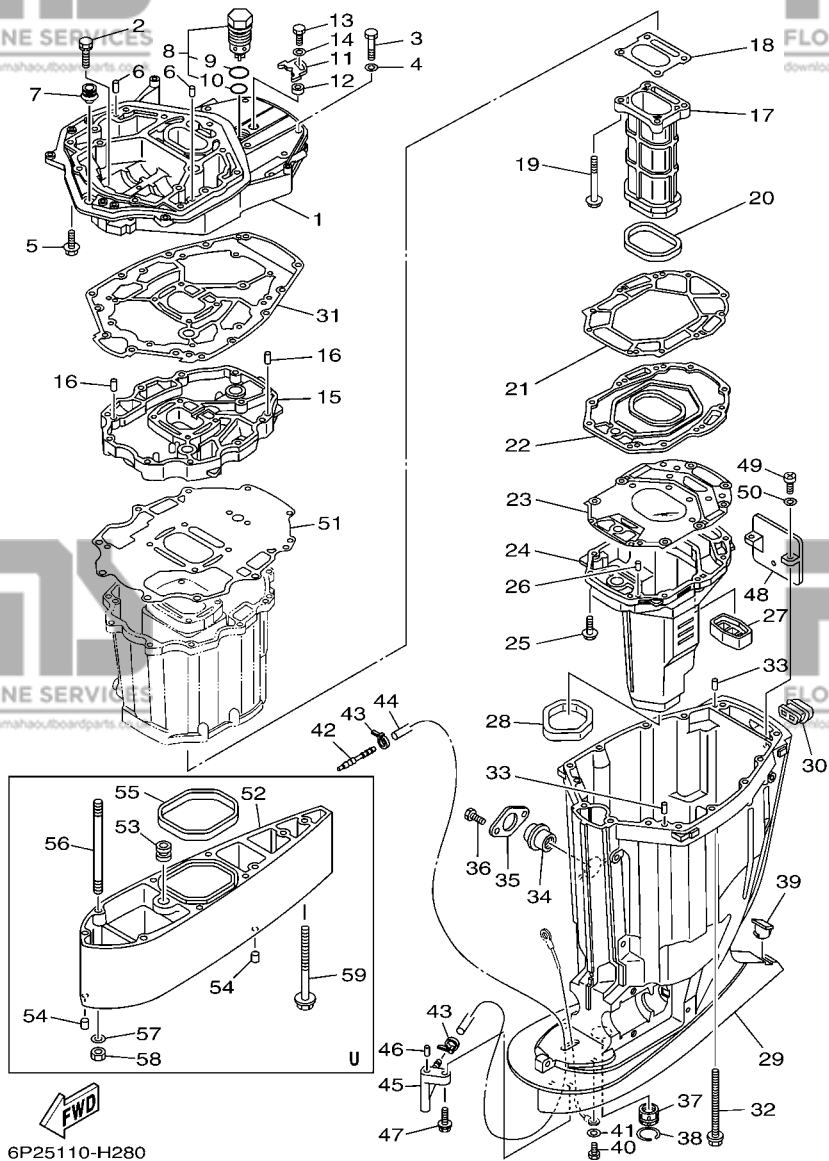
FIG. 28 UPPER CASING

FOURREAU

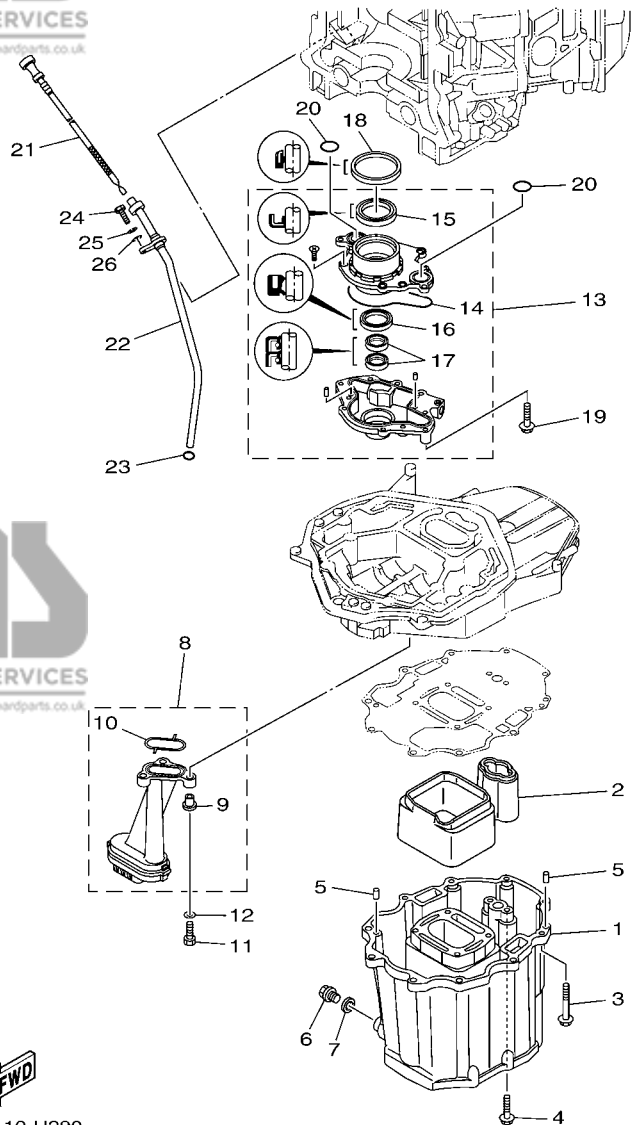
REF. NO.	PART NO. N° PIECES	DESCRIPTION DESCRIPTION	6AL4	6AS3	6AM4	6AT3	REMARKS REMARQUES
28	69J-45123-00	GASKET, MUFFLER JOINT, POT DE DETENTE	1	1	1	1	
29	69J-45111-10-8D	CASING, UPPER FOURREAU	1	1	1	1	
30	69J-42769-00	SEAL, RUBBER BOURRELET, CAOUTCHOUC	1	1	1	1	
31	69J-45113-20	GASKET, UPPER CASING JOINT, TUBE D'ARBRE	1	1	1	1	
32	90119-10007	BOLT, WITH WASHER BOULON, AVEC RONDELLE	6	6	6	6	
33	93608-16M16	PIN, DOWEL AXE	2	2	2	2	
34	69J-15316-00	DAMPER 1 AMORTISSEUR 1	1	1	1	1	
35	69J-45152-10	COVER, UPPER CASING 2 CAPUCHON FOURREAU	1	1	1	1	
36	90101-06055	BOLT BOULON	2	2	2	2	
37	69J-45318-01	BUSHING, DRIVE SHAFT DOUILLE, ARBRE MOTEUR	1	1	1	1	
38	93420-36M01	CIRCLIP CIRCLIP, TYPE S	1	1	1	1	
39	61A-45155-00	CAP CAPUCHON	1	1	1	1	
40	97095-06010	BOLT BOULON	1	1	1	1	
41	92995-06600	WASHER RONDELLE	1	1	1	1	
42	6E5-83558-00	END, NIPPLE RACCORD DE NIPPLE	1	1	1	1	
43	90465-11M10	CLAMP BRIDE	2	2	2	2	
44	90445-07010	HOSE (L1330) DURITE (L1330)	1	1	1	1	X(25.3") X(25.3")
	90445-07012	HOSE (L1457) DURITE (L1457)		1			U(30.3") U(30.3")
45	61A-45378-00	NIPPLE, HOSE RACCORD, TUYAU	1	1	1	1	
46	93606-12019	PIN, DOWEL GOUPILLE	1	1	1	1	
47	90119-06M17	BOLT, WITH WASHER BOULON, AVEC RONDELLE	1	1	1	1	
48	69J-14624-01	COVER, EXHAUST CACHE D'ECHAPPEMENT	1	1	1	1	
49	97880-06016	SCREW, PAN HEAD VIS, TETE TRONCONIQUE	2	2	2	2	
50	92990-06600	WASHER, PLATE RONDELLE, PLATE	2	2	2	2	
51	69J-15312-01	GASKET, OIL PAN JOINT DE VENTILATEUR D'HUILE	1	1	1	1	
52	69J-45211-01-8D	EXTENSION EXTENSION		1			U(30.3") U(30.3")
53	6E5-44366-00	DAMPER, WATER SEAL JOINT, TUBE D'EAU		1			U(30.3") U(30.3")

FIG. 28 UPPER CASING

FOURREAU



REF. NO.	PART NO. N° PIECES	DESCRIPTION DESCRIPTION	6AL4	6AS3	6AM4	6AT3	REMARKS REMARQUES
54	93608-12M05	PIN, DOWEL AXE			2		U(30.3") U(30.3")
55	69J-45159-00	DAMPER CAOUTCHOUC, JOINT		1			U(30.3") U(30.3")
56	90116-10041	BOLT, STUD GOUJON		6			U(30.3") U(30.3")
57	90201-10048	WASHER, PLATE RONDELLE, PLATE		6			U(30.3") U(30.3")
58	90170-10009	NUT ECROU		6			U(30.3") U(30.3")
59	90119-10009	BOLT, WITH WASHER BOULON, AVEC RONDELLE		1			U(30.3") U(30.3")



6P25110-H290

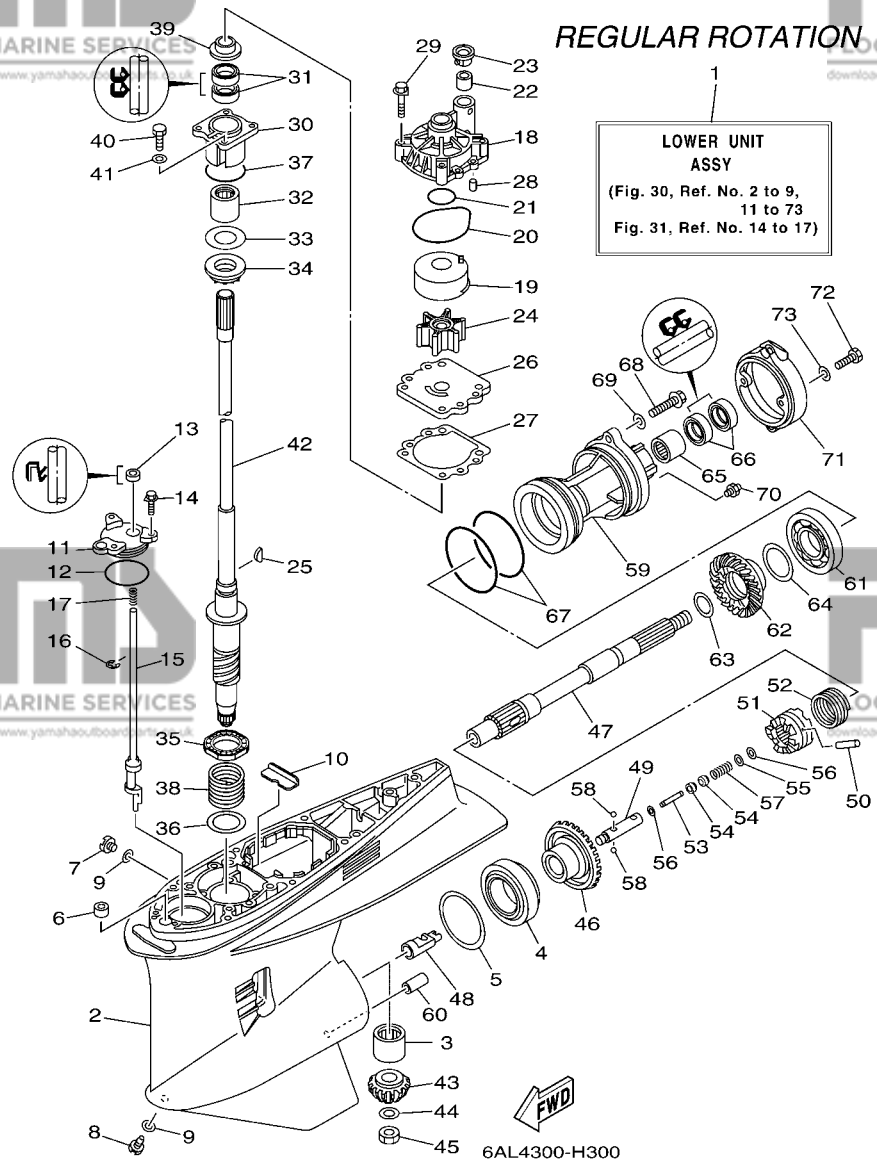
FIG. 29 OIL PAN

VENTILATEUR D'HUILE

REF. NO.	PART NO. N° PIECES	DESCRIPTION DESCRIPTION	6AL4	6AS3	6AM4	6AT3	REMARKS REMARQUES
1	69J-15311-00-CA	OIL PAN VENTILATEUR D'HUILE	1	1	1	1	
2	69J-15761-00	SEAL, RUBBER 1 JOINT CAOUTCHOUC 1	1	1	1	1	
3	97575-08560	BOLT, WITH WASHER VIS HEXAGONAL AVC RONDELLE	10	10	10	10	
4	97575-08535	BOLT, WITH WASHER VIS HEXAGONAL AVC RONDELLE	2	2	2	2	
5	93608-16M16	PIN, DOWEL AXE	2	2	2	2	
6	90340-14M06	PLUG, STRAIGHT SCREW PLOT, FILETE DROIT	1	1	1	1	
7	90430-14M09	GASKET JOINT	1	1	1	1	
8	69J-13411-00	STRAINER, OIL FILTRE, HUILE	1	1	1	1	
9	90387-06M64	.COLLAR .COLLERETTE	3	3	3	3	
10	69J-13415-00	.SEAL, OIL STRAINER .JOINT, FILTRE A HUILE	1	1	1	1	
11	97027-06025	BOLT, HEXAGON BOULON	3	3	3	3	
12	92907-06600	WASHER, PLATE RONDELLE	3	3	3	3	
13	69J-13300-02	OIL PUMP ASSY POMPE A HUILE COMPLETE	1	1	1	1	
14	69J-13329-00	.GASKET, PUMP COVER .JOINT, COUVERCLE DE POMPE	1	1	1	1	
15	69J-13338-00	.OIL SEAL .JOINT SPY	1	1	1	1	
16	6AW-13119-00	.OIL SEAL .JOINT SPY	1	1	1	1	
17	69J-13631-00	.OIL SEAL .JOINT SPY	2	2	2	2	
18	69J-11355-00	SEAL, CYLINDER 1 JOINT, SPY CYLINDRE	1	1	1	1	
19	97575-06540	BOLT, WITH WASHER VIS HEXAGONAL AVC RONDELLE	4	4	4	4	
20	93210-25552	O-RING JOINT TORIQUE	2	2	2	2	
21	6P2-15362-00	PLUG, OIL LEVEL PLOT, NIVEAU D'HUILE	1	1	1	1	
22	6P2-15377-00	GUIDE, INLET GUIDE D'ADMISSION	1	1	1	1	
23	93210-19MJ3	O-RING JOINT TORIQUE	1	1	1	1	
24	97095-06020	BOLT BOULON	1	1	1	1	
25	92995-06100	WASHER, SPRING RONDELLE, GROUER	1	1	1	1	
26	92995-06600	WASHER RONDELLE	1	1	1	1	

FIG. 30 LOWER CASING & DRIVE 1

BOITIER D'HELICE TRANSMISSION1



REGULAR ROTATION

**LOWER UNIT ASSY**  
(Fig. 30, Ref. No. 2 to 9,  
11 to 73  
Fig. 31, Ref. No. 14 to 17)

REF. NO.	PART NO. N° PIECES	DESCRIPTION DESCRIPTION	6AL4	6AS3	6AM4	6AT3	REMARKS REMARQUES
1	6P2-45300-20-8D	LOWER UNIT ASSY UNITE INFERIEURE (ENS.)	1	1			X(25.3"),RH X(25.3"),RH
	6P2-45300-30-8D	LOWER UNIT ASSY UNITE INFERIEURE (ENS.)		1			U(30.3"),RH U(30.3"),RH
2	6P2-45301-00-8D	CASING, LOWER BEQUILLE	1	1			
3	93311-83280	BEARING ROULEMENT	1	1			
4	93332-000W1	BEARING ROULEMENT	1	1			
5	61A-45567-00	SHIM (T:0.10MM) CALE (T:0.10MM)	1	1			UR UR
	61A-45567-10	SHIM (T:0.12MM) CALE (T:0.12MM)	1	1			UR UR
	61A-45567-20	SHIM (T:0.15MM) CALE (T:0.15MM)	1	1			UR UR
	61A-45567-30	SHIM (T:0.18MM) CALE (T:0.18MM)	1	1			UR UR
	61A-45567-40	SHIM (T:0.30MM) CALE (T:0.30MM)	1	1			UR UR
	61A-45567-50	SHIM (T:0.40MM) CALE (T:0.40MM)	1	1			UR UR
	61A-45567-60	SHIM (T:0.50MM) CALE (T:0.50MM)	1	1			UR UR
6	663-44366-00	DAMPER, WATER SEAL JOINT, TUBE D'EAU	1	1			
7	90340-08002	PLUG, STRAIGHT SCREW PLOT, FILETE DROIT	1	1			
8	688-45341-10	PLUG, DRAIN BOUCHON DE VIDANGE	1	1			
9	90430-08020	GASKET JOINT	2	2			
10	61A-45376-00-94	GUIDE, SEAL DAMPER BUTEE, JOINT CAOUTCHOUC	1	1			
11	61A-45321-01	PLATE PLAQUETTE	1	1			
12	93210-64488	O-RING JOINT TORIQUE	1	1			
13	93106-09014	OIL SEAL JOINT SPY	1	1			
14	90119-06M10	BOLT, WITH WASHER BOULON, AVEC RONDELLE	3	3			
15	69J-44150-00	SHIFT CAM ASSY CAME D'INVERSION	1	1			
16	99001-08600	CIRCLIP CIRCLIP	1	1			
17	90501-11M10	SPRING, COMPRESSION RESSORT, COMPRESSION	1	1			
18	61A-44311-01	HOUSING, WATER PUMP CORPS, POMPE A EAU	1	1			
19	61A-44322-02	INSERT, CARTRIDGE CUVETTE	1	1			
20	93210-86M38	O-RING JOINT TORIQUE	1	1			

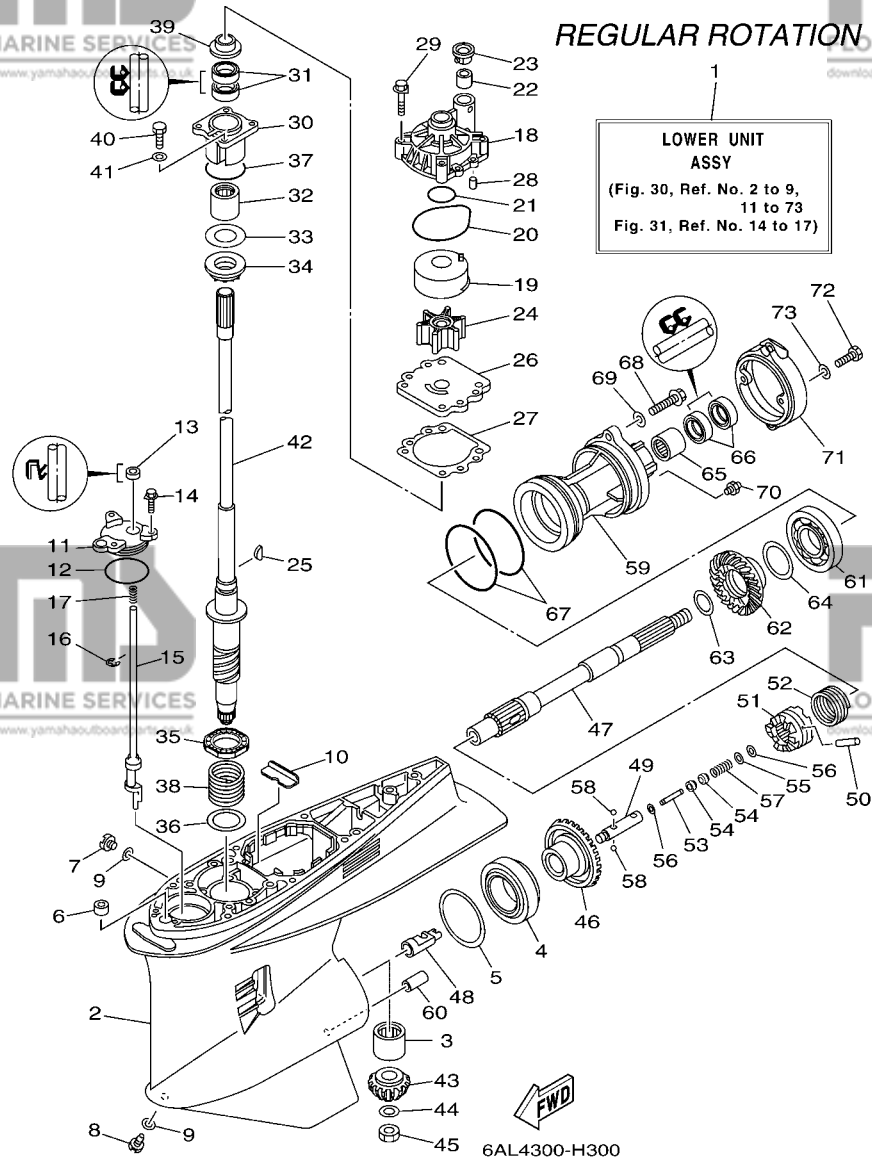


FIG. 30 LOWER CASING & DRIVE 1

BOITIER D'HELICE TRANSMISSION1

REF. NO.	PART NO. N° PIECES	DESCRIPTION DESCRIPTION	6AL4	6AS3	6AM4	6AT3	REMARKS REMARQUES
21	93210-37160	O-RING JOINT TORIQUE	1	1			
22	6E5-44365-00	DAMPER, WATER SEAL JOINT, TUBE D'EAU	1	1			
23	6E5-44312-00	COVER, WATER PUMP HOUSING COUVERCLE	1	1			
24	6E5-44352-01	IMPELLER TURBINE	1	1			
25	90280-04M05	KEY, WOODRUFF CLAVETTE, DEMI-LUNE	1	1			
26	6G5-44323-00	OUTER PLATE, CARTRIDGE PLAQUE EXTERIEURE	1	1			
27	6E5-44315-A0	GASKET, WATER PUMP JOINT, POMPE A EAU	1	1			
28	93606-12019	PIN, DOWEL GOUILLE	2	2			
29	90119-08M14	BOLT, WITH WASHER BOULON, AVEC RONDELLE	4	4			
30	61A-45331-00-9S	HOUSING, BEARING FLASQUE, ROULEMENT	1	1			
31	93101-28M16	OIL SEAL JOINT SPY	2	2			
32	93317-330U2	BEARING ROULEMENT	1	1			
33	61A-45587-00	SHIM (T:0.10MM) CALE (T:0.10MM)	1	1			UR
	61A-45587-10	SHIM (T:0.12MM) CALE (T:0.12MM)	1	1			UR
	61A-45587-20	SHIM (T:0.15MM) CALE (T:0.15MM)	1	1			UR
	61A-45587-30	SHIM (T:0.18MM) CALE (T:0.18MM)	1	1			UR
	61A-45587-40	SHIM (T:0.30MM) CALE (T:0.30MM)	1	1			UR
	61A-45587-50	SHIM (T:0.40MM) CALE (T:0.40MM)	1	1			UR
	61A-45587-60	SHIM (T:0.50MM) CALE (T:0.50MM)	1	1			UR
34	93341-930U9	BEARING CERVEAUX DE DIRECTION	1	1			
35	93341-34019	BEARING CERVEAUX DE DIRECTION	1	1			
36	90201-42014	WASHER, PLATE RONDELLE, PLATE	1	1			
37	93210-55M14	O-RING JOINT TORIQUE	1	1			
38	90501-450A2	SPRING, COMPRESSION RESSORT, COMPRESSION	1	1			
39	6E5-45344-00	COVER, OIL SEAL FLASQUE, JOINT D'HUILE	1	1			
40	97095-08025	BOLT BOULON	4	4			
41	92995-08600	WASHER RONDELLE	4	4			



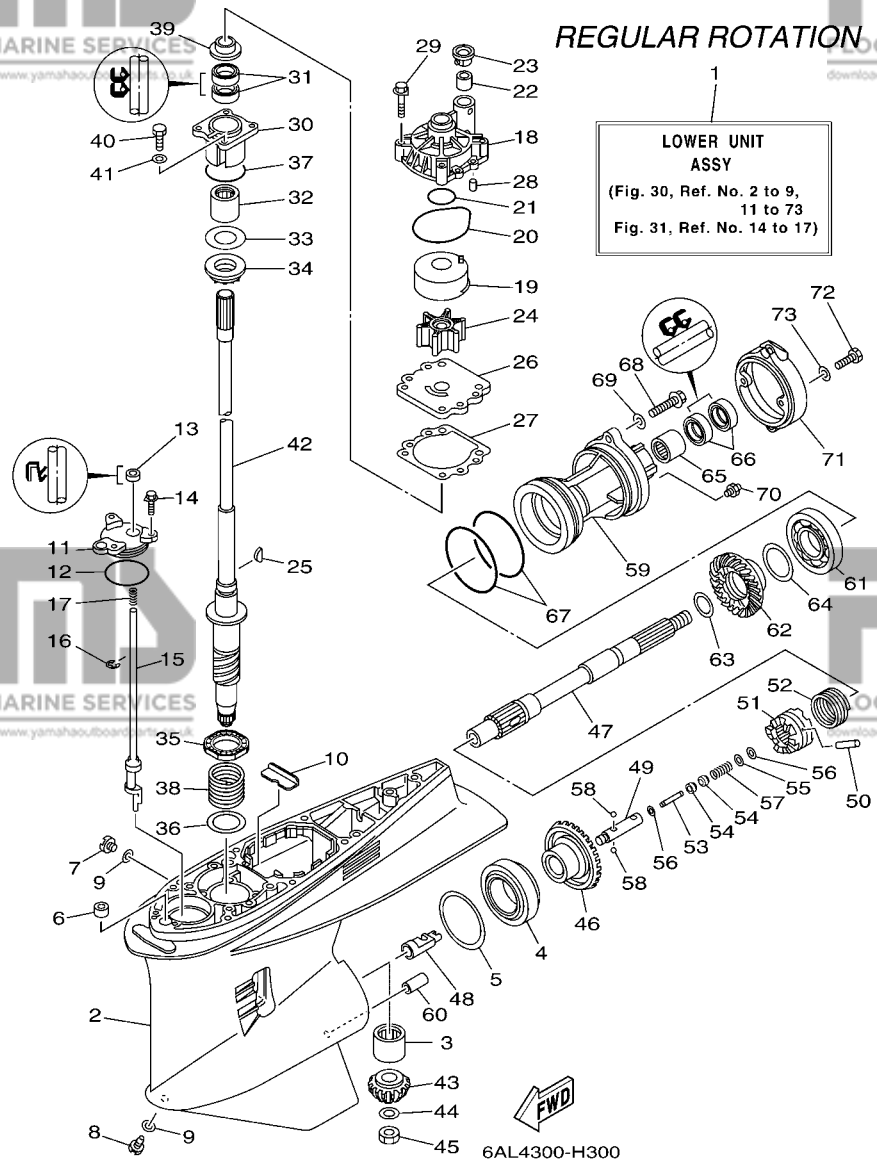
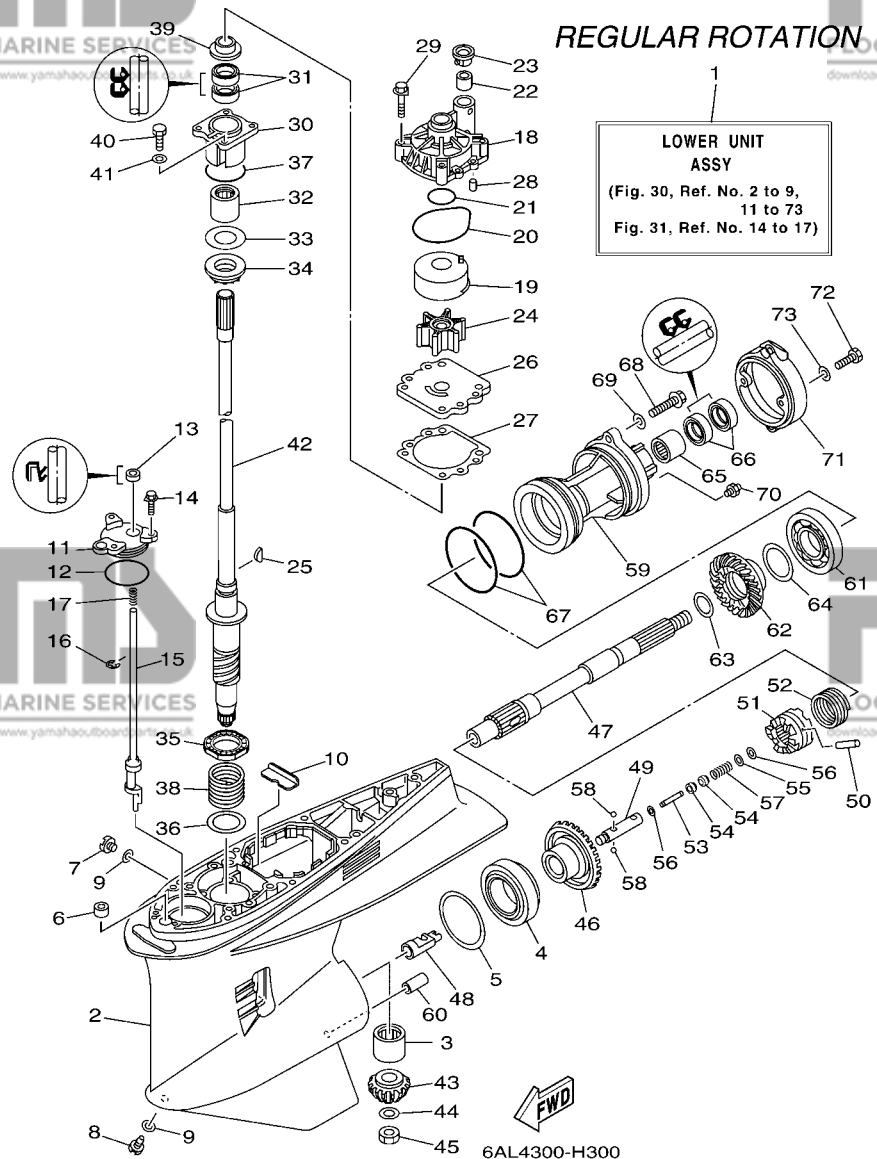


FIG. 30 LOWER CASING & DRIVE 1 BOITIER D'HELICE TRANSMISSION1

REF. NO.	PART NO. N° PIECES	DESCRIPTION DESCRIPTION	6AL4	6AS3	6AM4	6AT3	REMARKS REMARQUES
42	6P2-45501-00	DRIVE SHAFT COMP. ARBRE MOTEUR COMP.	1	1			X(25.3") X(25.3")
	6P2-45501-10	DRIVE SHAFT COMP. ARBRE MOTEUR COMP.		1			U(30.3") U(30.3")
43	6P2-45551-01	PINION (15T) PIGNON D'ATTAQUE (15D)	1	1			
44	90201-16M00	WASHER, PLATE RONDELLE, PLATE	1	1			
45	90170-16M19	NUT ECROU	1	1			
46	6P2-45560-00	GEAR 1 (30T) PIGNON 1 (30T)	1	1			
47	69J-45611-00	SHAFT, PROPELLER ARBRE, HELICE	1	1			
48	61A-45641-02	SHIFTER EMBRAYAGE	1	1			
49	61A-45634-01	SLIDE, SHIFT CONTRE-POUSSOIR	1	1			
50	61A-45632-00	PIN, CROSS GOUPILLE DE CRABOT	1	1			
51	69J-45631-00	CLUTCH, DOG CRABOT	1	1			
52	61A-45633-00	RING, CROSS PIN JONC, GOUPILLE CRABOT	1	1			
53	6H1-45668-00	SHAFT, FREE AXE	1	1			
54	61A-45635-00	PLUNGER, SHIFT POUSSOIR D'EMBRAYAGE	2	2			
55	90201-02M00	WASHER, PLATE RONDELLE, PLATE	1	1			
56	90183-02M03	NUT, SPRING ECROU, RESSORT	2	2			
57	90501-10M77	SPRING, COMPRESSION RESSORT, COMPRESSION	1	1			
58	93501-04011	BALL BILLE	2	2			
59	6D0-45332-00-CA	HOUSING, BEARING FLASQUE, ROULEMENT	1	1			
60	99590-10114	PIN, DOWEL GOUJON, D'ASSEMBLAGE	1	1			
61	93306-210U0	BEARING ROULEMENT	1	1			
62	6P2-45571-00	GEAR 2 (30T) PIGNON 2 (30T)	1	1			
63	6P2-45578-00	SHIM (T:1.80MM) CALE (T:1.80MM)	1	1			UR UR
	6P2-45578-10	SHIM (T:1.90MM) CALE (T:1.90MM)	1	1			UR UR
	6P2-45578-20	SHIM (T:2.00MM) CALE (T:2.00MM)	1	1			UR UR
	6P2-45578-30	SHIM (T:2.10MM) CALE (T:2.10MM)	1	1			UR UR
	6P2-45578-40	SHIM (T:2.20MM) CALE (T:2.20MM)	1	1			UR UR



REGULAR ROTATION

**LOWER UNIT ASSY**  
(Fig. 30, Ref. No. 2 to 9,  
11 to 17)  
(Fig. 31, Ref. No. 14 to 17)

6AL4300-H300

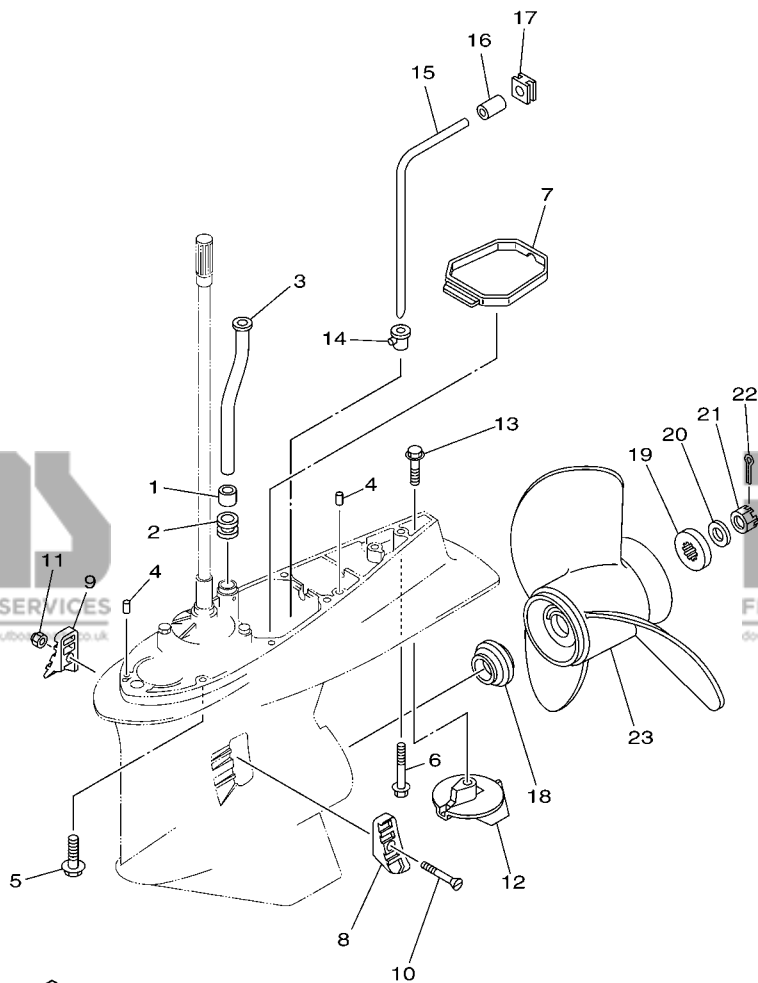
**FIG. 30 LOWER CASING & DRIVE 1 BOITIER D'HELICE TRANSMISSION1**

REF. NO.	PART NO. N° PIECES	DESCRIPTION DESCRIPTION	6AL4	6AS3	6AM4	6AT3	REMARKS REMARQUES
64	61A-45577-00	SHIM (T:0.10MM) CALE (T:0.10MM)	1	1			UR UR
	61A-45577-10	SHIM (T:0.12MM) CALE (T:0.12MM)	1	1			UR UR
	61A-45577-20	SHIM (T:0.15MM) CALE (T:0.15MM)	1	1			UR UR
	61A-45577-30	SHIM (T:0.18MM) CALE (T:0.18MM)	1	1			UR UR
	61A-45577-40	SHIM (T:0.30MM) CALE (T:0.30MM)	1	1			UR UR
	61A-45577-50	SHIM (T:0.40MM) CALE (T:0.40MM)	1	1			UR UR
	61A-45577-60	SHIM (T:0.50MM) CALE (T:0.50MM)	1	1			UR UR
65	93315-43064	BEARING ROULEMENT	1	1			
66	93101-30002	OIL SEAL JOINT SPY	2	2			
67	93211-04384	O-RING JOINT TORIQUE	2	2			
68	90105-08049	BOLT, FLANGE BOULON	2	2			
69	90201-08023	WASHER, PLATE RONDELLE, PLATE	2	2			
70	93700-09M00	NIPPLE, GREASE PION	1	1			
71	6D0-45361-00-8D	CAP, LOWER CASING COUVERCLE, BOITIER D'HELICE	1	1			
72	97095-08020	BOLT BOULON	2	2			
73	92995-08600	WASHER RONDELLE	2	2			

**FIG. 31 LOWER CASING & DRIVE 2**

**BOITIER D'HELICE TRANSMISSION2**

REGULAR ROTATION

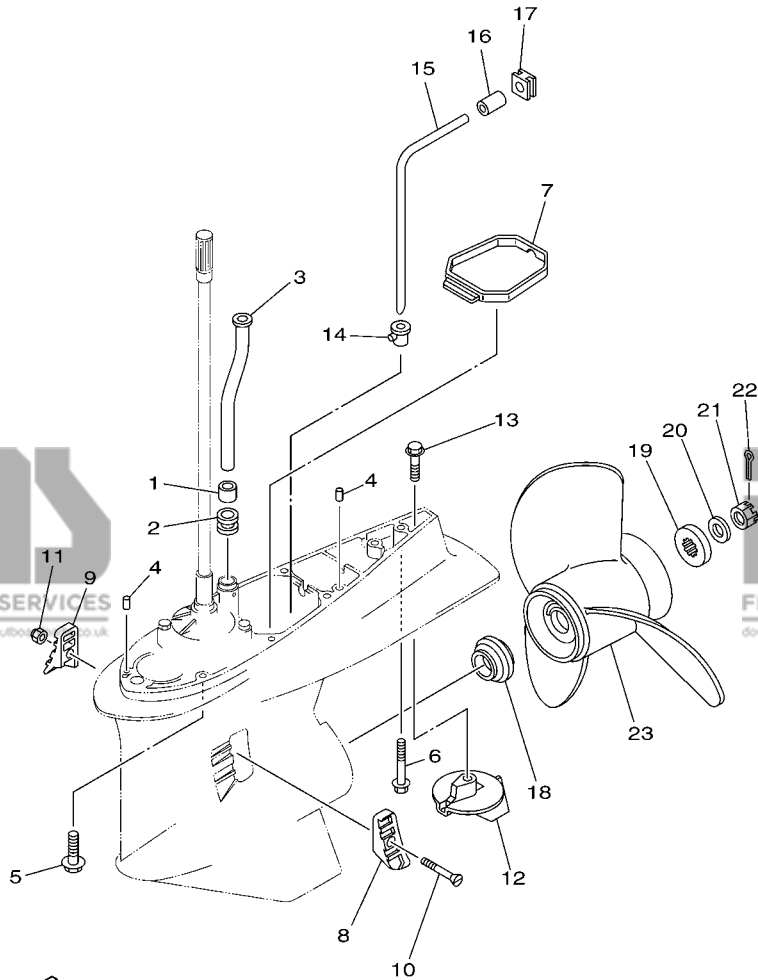


6AL4300-H310

REF. NO.	PART NO. N° PIECES	DESCRIPTION DESCRIPTION	6AL4	6AS3	6AM4	6AT3	REMARKS REMARQUES
1	6E5-44365-00	DAMPER, WATER SEAL JOINT, TUBE D'EAU	1	1			
2	6E5-44366-00	DAMPER, WATER SEAL JOINT, TUBE D'EAU	1	1			
3	69J-44361-00	TUBE, WATER TUBE D'EAU	1	1			X(25.3") X(25.3")
	69J-44361-10	TUBE, WATER TUBE D'EAU		1			U(30.3") U(30.3")
4	93608-12M05	PIN, DOWEL AXE	2	2			
5	90119-10038	BOLT, WITH WASHER BOULON, AVEC RONDELLE	7	7			X(25.3") X(25.3")
6	90119-10MA2	BOLT, WITH WASHER BOULON, AVEC RONDELLE	1	1			X(25.3") X(25.3")
	90119-10008	BOLT, WITH WASHER BOULON, AVEC RONDELLE		1			U(30.3") U(30.3")
7	6D0-45375-00	DAMPER, SEAL BOURRELET, CAOUTCHOUC	1	1			
8	61A-45214-11	COVER, WATER INLET 1 GRILLE, ENTREE D'EAU 1	1	1			
9	61A-45215-11	COVER, WATER INLET 2 GRILLE, ENTREE D'EAU 2	1	1			
10	90152-05003	SCREW, COUNTERSUNK VIS, TETE NOYEE	1	1			
11	90185-05002	NUT, SELF-LOCKING ECROU, AUTO-BLOQUANT	1	1			
12	61A-45371-00	TAB-TRIM ANODE DERIVE	1	1			
13	90105-10M00	BOLT, FLANGE BOULON	1	1			
14	6D0-44367-00	DAMPER, WATER SEAL JOINT TUBE D'EAU	1	1			
15	6D0-44362-01	TUBE, WATER TUBE D'EAU	1	1			
16	6D0-44365-00	DAMPER, WATER SEAL JOINT, TUBE D'EAU	1	1			
17	6D0-44366-00	DAMPER, WATER SEAL JOINT, TUBE D'EAU	1	1			
18	69J-45987-00	SPACER ENTRETOISE	1	1			
19	688-45997-01	SPACER ENTRETOISE	1	1			
20	92990-18200	WASHER RONDELLE, PLATE	1	1			
21	90171-18M04	NUT, CASTLE ECROU, CRENELE	1	1			
22	91490-40030	PIN, COTTER GOUPILLE	1	1			
23	6G5-45970-02-98	PROPELLER (3X15-1/4"X15"-M)	1	1			UR
	6G5-45972-02-98	HELICE (3X15-1/4"X15"-M)					UR
	6G5-45974-03-98	PROPELLER (3X13-3/4"X21"-M)	1	1			UR
		HELICE (3X13-3/4"X21"-M)					UR
		PROPELLER (3X13-3/4"X19"-M2)	1	1			UR
		HELICE (3X13-3/4"X19"-M2)					UR

**FIG. 31 LOWER CASING & DRIVE 2 BOITIER D'HELICE TRANSMISSION2**

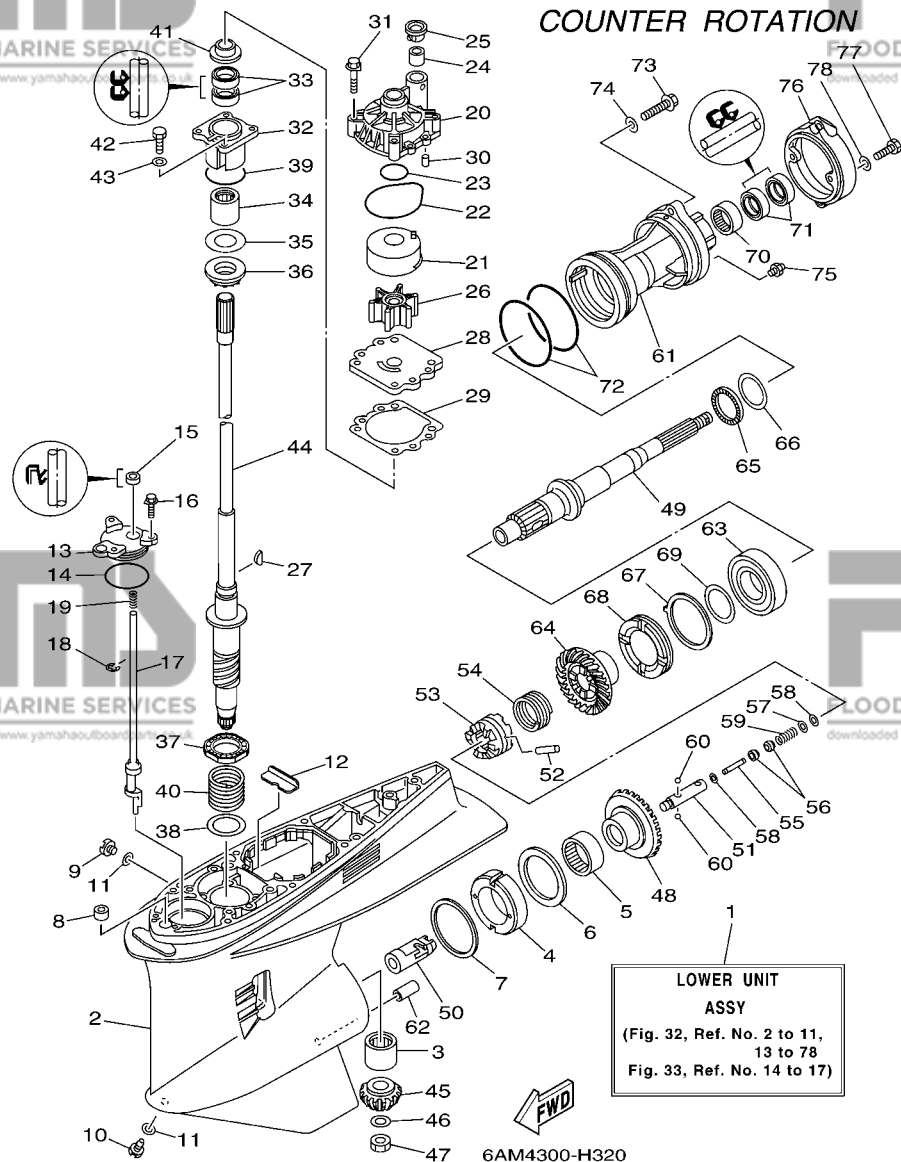
REGULAR ROTATION



6AL4300-H310

REF. NO.	PART NO. N° PIECES	DESCRIPTION DESCRIPTION	6AL4	6AS3	6AM4	6AT3	REMARKS REMARQUES
23	6G5-45978-03-98	PROPELLER (3X13-3/4"X17"-M2) HELICE (3X13-3/4"X17"-M2)	1	1			UR UR
	61A-45972-00-98	PROPELLER (3X14-1/2"X21"-T) HELICE (3X14-1/2"X21"-T)	1	1			UR UR
	61A-45974-00-98	PROPELLER (3X14-1/2"X19"-T) HELICE (3X14-1/2"X19"-T)	1	1			UR UR
	61A-45978-00-98	PROPELLER (3X15"X17"-T) HELICE (3X15"X17"-T)	1	1			UR UR
	6R4-45970-A1	PROPELLER (3X15-1/4"X19"-M) HELICE (3X15-1/4"X19"-M)	1	1			UR UR
	6R4-45972-A0	PROPELLER (3X14-7/8"X21"-M) HELICE (3X14-7/8"X21"-M)	1	1			UR UR
	6R4-45974-A0	PROPELLER (3X14-1/2"X23"-M) HELICE (3X14-1/2"X23"-M)	1	1			UR UR
	6R4-45976-A0	PROPELLER (3X14-1/2"X15"-M) HELICE (3X14-1/2"X15"-M)	1	1			UR UR
	6R4-45978-A0	PROPELLER (3X15-1/4"X17"-M) HELICE (3X15-1/4"X17"-M)	1	1			UR UR
	6D0-45970-00	PROPELLER (3X15-1/4"X19"-T) HELICE (3X15-1/4"X19"-T)	1	1			UR UR
	6D0-45972-00	PROPELLER (3X15"X21"-T) HELICE (3X15"X21"-T)	1	1			UR UR
	6D0-45978-00	PROPELLER (3X15-1/2"X17"-T) HELICE (3X15-1/2"X17"-T)	1	1			UR UR
	6BR-45B70-00	PROPELLER (4X15"X21"-T) HELICE (4X15"X21"-T)	1	1			UR UR
	6BR-45B72-00	PROPELLER (4X15"X22"-T) HELICE (4X15"X22"-T)	1	1			UR UR
	6BR-45B74-00	PROPELLER (4X15"X23"-T) HELICE (4X15"X23"-T)	1	1			UR UR

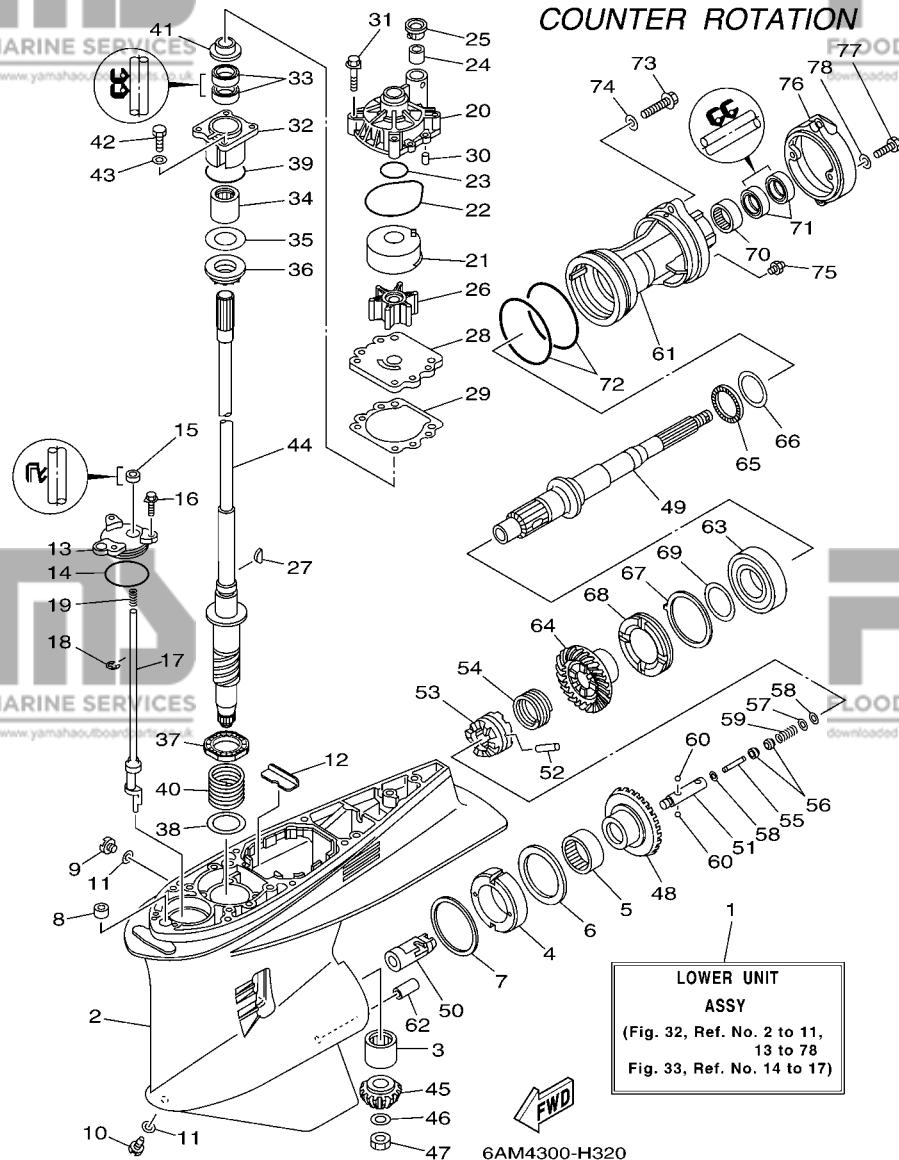
FIG. 32 LOWER CASING & DRIVE 3 BOITIER D'HELICE TRANSMISSION3



COUNTER ROTATION

LOWER UNIT ASSY  
(Fig. 32, Ref. No. 2 to 11, 13 to 17  
Fig. 33, Ref. No. 14 to 17)

REF. NO.	PART NO. N° PIECES	DESCRIPTION DESCRIPTION	6AL4	6AS3	6AM4	6AT3	REMARKS REMARQUES
1	6P3-45300-20-8D	LOWER UNIT ASSY UNITE INFERIEURE (ENS.)			1	1	X(25.3"),LH X(25.3"),LH
2	6P2-45301-00-8D	CASING, LOWER BEQUILLE			1	1	
3	93311-83280	BEARING ROULEMENT			1	1	
4	61B-45538-01	SPACER 1 ENTRETOISE			1	1	
5	93315-660W3	BEARING ROULEMENT			1	1	
6	93341-670V0	BEARING CERVEAUX DE DIRECTION			1	1	
7	61A-45567-00	SHIM (T:0.10MM) CALE (T:0.10MM)			1	1	UR
	61A-45567-10	SHIM (T:0.12MM) CALE (T:0.12MM)			1	1	UR
	61A-45567-20	SHIM (T:0.15MM) CALE (T:0.15MM)			1	1	UR
	61A-45567-30	SHIM (T:0.18MM) CALE (T:0.18MM)			1	1	UR
	61A-45567-40	SHIM (T:0.30MM) CALE (T:0.30MM)			1	1	UR
	61A-45567-50	SHIM (T:0.40MM) CALE (T:0.40MM)			1	1	UR
	61A-45567-60	SHIM (T:0.50MM) CALE (T:0.50MM)			1	1	UR
8	663-44366-00	DAMPER, WATER SEAL JOINT, TUBE D'EAU			1	1	
9	90340-08002	PLUG, STRAIGHT SCREW PLOT, FILETE DROIT			1	1	
10	688-45341-10	PLUG, DRAIN BOUCHON DE VIDANGE			1	1	
11	90430-08020	GASKET JOINT			2	2	
12	61A-45376-00-94	GUIDE, SEAL DAMPER BUTEE, JOINT CAOUTCHOUC			1	1	
13	61A-45321-01	PLATE PLAQUETTE			1	1	
14	93210-64488	O-RING JOINT TORIQUE			1	1	
15	93106-09014	OIL SEAL JOINT SPY			1	1	
16	90119-06M10	BOLT, WITH WASHER BOULON, AVEC RONDELLE			3	3	
17	69K-44150-00	SHIFT CAM ASSY CAME D'INVERSION			1	1	
18	99001-08600	CIRCLIP CIRCLIP			1	1	
19	90501-11M10	SPRING, COMPRESSION RESSORT, COMPRESSION			1	1	
20	61A-44311-01	HOUSING, WATER PUMP CORPS, POMPE A EAU			1	1	
21	61A-44322-02	INSERT, CARTRIDGE CUVETTE			1	1	



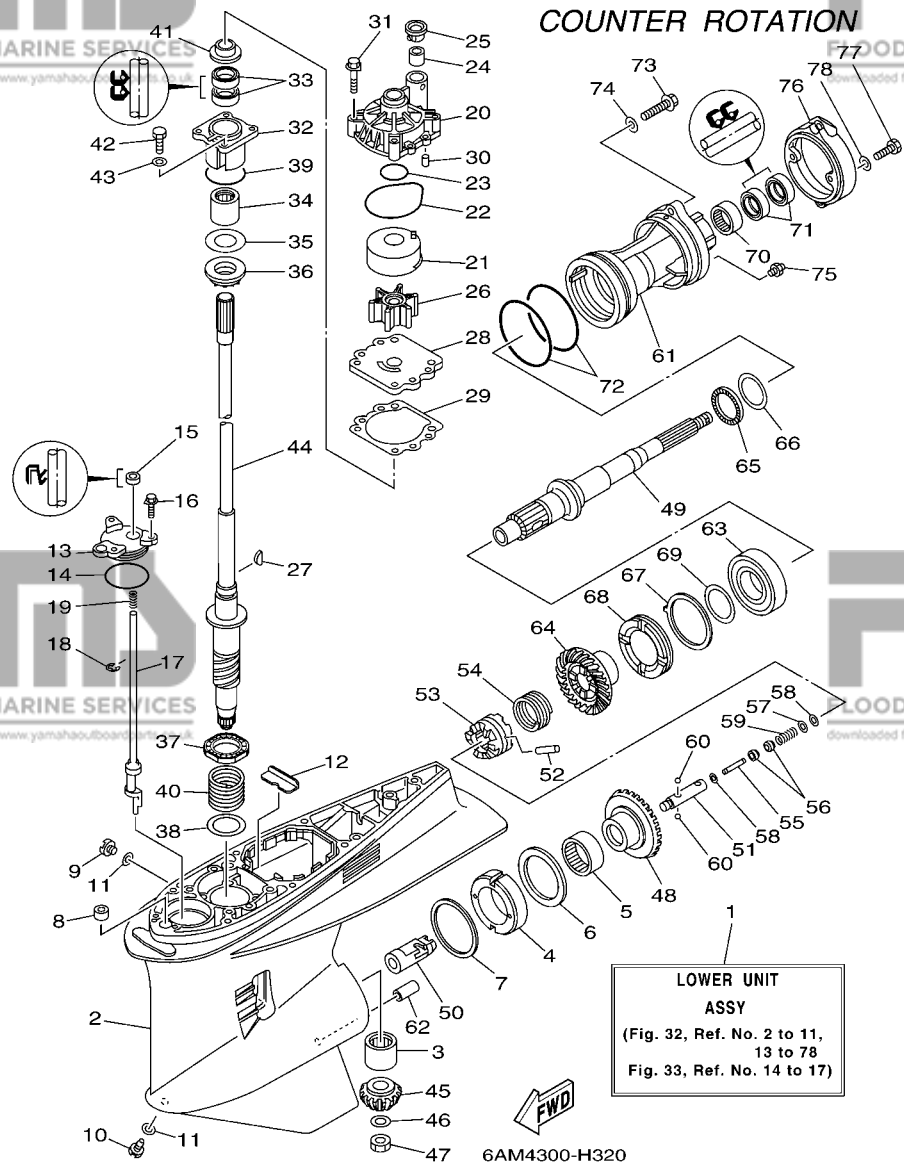
COUNTER ROTATION

FIG. 32 LOWER CASING & DRIVE 3 BOITIER D'HELICE TRANSMISSION3

REF. NO.	PART NO. N° PIECES	DESCRIPTION DESCRIPTION	6AL4	6AS3	6AM4	6AT3	REMARKS REMARQUES
22	93210-86M38	O-RING JOINT TORIQUE			1	1	
23	93210-37160	O-RING JOINT TORIQUE			1	1	
24	6E5-44365-00	DAMPER, WATER SEAL JOINT, TUBE D'EAU			1	1	
25	6E5-44312-00	COVER, WATER PUMP HOUSING COUVERCLE			1	1	
26	6E5-44352-01	IMPELLER TURBINE			1	1	
27	90280-04M05	KEY, WOODRUFF CLAVETTE, DEMI-LUNE			1	1	
28	6G5-44323-00	OUTER PLATE, CARTRIDGE PLAQUE EXTERIEURE			1	1	
29	6E5-44315-A0	GASKET, WATER PUMP JOINT, POMPE A EAU			1	1	
30	93606-12019	PIN, DOWEL GOUPILLE			2	2	
31	90119-08M14	BOLT, WITH WASHER BOULON, AVEC RONDELLE			4	4	
32	61A-45331-00-9S	HOUSING, BEARING FLASQUE, ROULEMENT			1	1	
33	93101-28M16	OIL SEAL JOINT SPY			2	2	
34	93317-330U2	BEARING ROULEMENT			1	1	
35	61A-45587-00	SHIM (T:0.10MM) CALE (T:0.10MM)			1	1	UR
	61A-45587-10	SHIM (T:0.12MM) CALE (T:0.12MM)			1	1	UR
	61A-45587-20	SHIM (T:0.15MM) CALE (T:0.15MM)			1	1	UR
	61A-45587-30	SHIM (T:0.18MM) CALE (T:0.18MM)			1	1	UR
	61A-45587-40	SHIM (T:0.30MM) CALE (T:0.30MM)			1	1	UR
	61A-45587-50	SHIM (T:0.40MM) CALE (T:0.40MM)			1	1	UR
	61A-45587-60	SHIM (T:0.50MM) CALE (T:0.50MM)			1	1	UR
36	93341-930U9	BEARING CERVEAUX DE DIRECTION			1	1	
37	93341-34019	BEARING CERVEAUX DE DIRECTION			1	1	
38	90201-42014	WASHER, PLATE RONDELLE, PLATE			1	1	
39	93210-55M14	O-RING JOINT TORIQUE			1	1	
40	90501-450A2	SPRING, COMPRESSION RESSORT, COMPRESSION			1	1	
41	6E5-45344-00	COVER, OIL SEAL FLASQUE, JOINT D'HUILE			1	1	
42	97095-08025	BOLT BOULON			4	4	

FIG. 32 LOWER CASING & DRIVE 3

BOITIER D'HELICE TRANSMISSION3



COUNTER ROTATION

REF. NO.	PART NO. N° PIECES	DESCRIPTION DESCRIPTION	6AL4	6AS3	6AM4	6AT3	REMARKS REMARQUES
43	92995-08600	WASHER RONDELLE			4	4	
44	6P2-45501-00	DRIVE SHAFT COMP. ARBRE MOTEUR COMP.			1	1	X(25.3") X(25.3")
45	6P2-45551-01	PINION (15T) PIGNON D'ATTAQUE (15D)			1	1	
46	90201-16M00	WASHER, PLATE RONDELLE, PLATE			1	1	
47	90170-16M19	NUT ECROU			1	1	
48	6P3-45560-00	GEAR 1 (30T) PIGNON 1 (30T)			1	1	
49	69K-45611-00	SHAFT, PROPELLER ARBRE, HELICE			1	1	
50	61B-45641-01	SHIFTER EMBRAYAGE			1	1	
51	61A-45634-01	SLIDE, SHIFT CONTRE-POUSOIR			1	1	
52	61A-45632-00	PIN, CROSS GOUPILLE DE CRABOT			1	1	
53	69J-45631-00	CLUTCH, DOG CRABOT			1	1	
54	61A-45633-00	RING, CROSS PIN JONC, GOUPILLE CRABOT			1	1	
55	6H1-45668-00	SHAFT, FREE AXE			1	1	
56	61A-45635-00	PLUNGER, SHIFT POUSSOIR D'EMBRAYAGE			2	2	
57	90201-02M00	WASHER, PLATE RONDELLE, PLATE			1	1	
58	90183-02M03	NUT, SPRING ECROU, RESSORT			2	2	
59	90501-10M77	SPRING, COMPRESSION RESSORT, COMPRESSION			1	1	
60	93501-04011	BALL BILLE			2	2	
61	6D1-45332-00-CA	HOUSING, BEARING FLASQUE, ROULEMENT			1	1	
62	99590-10114	PIN, DOWEL GOUJON, D'ASSEMBLAGE			1	1	
63	93332-00048	BEARING ROULEMENT			1	1	
64	6P3-45571-00	GEAR 2 (30T) PIGNON 2 (30T)			1	1	
65	93341-440U5	BEARING CERVEAUX DE DIRECTION			1	1	
66	6K1-45578-01	SHIM (T:0.10MM) CALE (T:0.10MM)			1	1	UR UR
	6K1-45578-10	SHIM (T:0.12MM) CALE (T:0.12MM)			1	1	UR UR
	6K1-45578-20	SHIM (T:0.15MM) CALE (T:0.15MM)			1	1	UR UR
	6K1-45578-30	SHIM (T:0.18MM) CALE (T:0.18MM)			1	1	UR UR

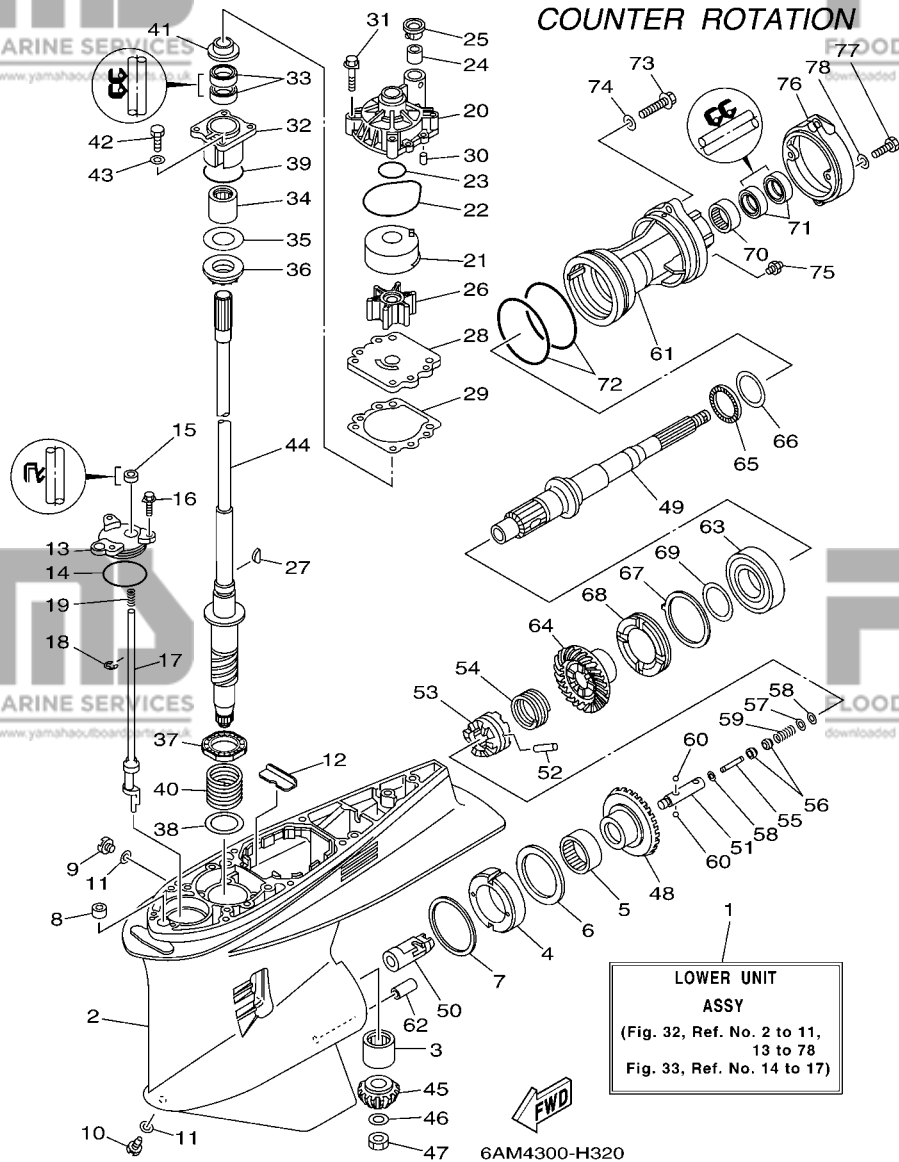


FIG. 32 LOWER CASING & DRIVE 3

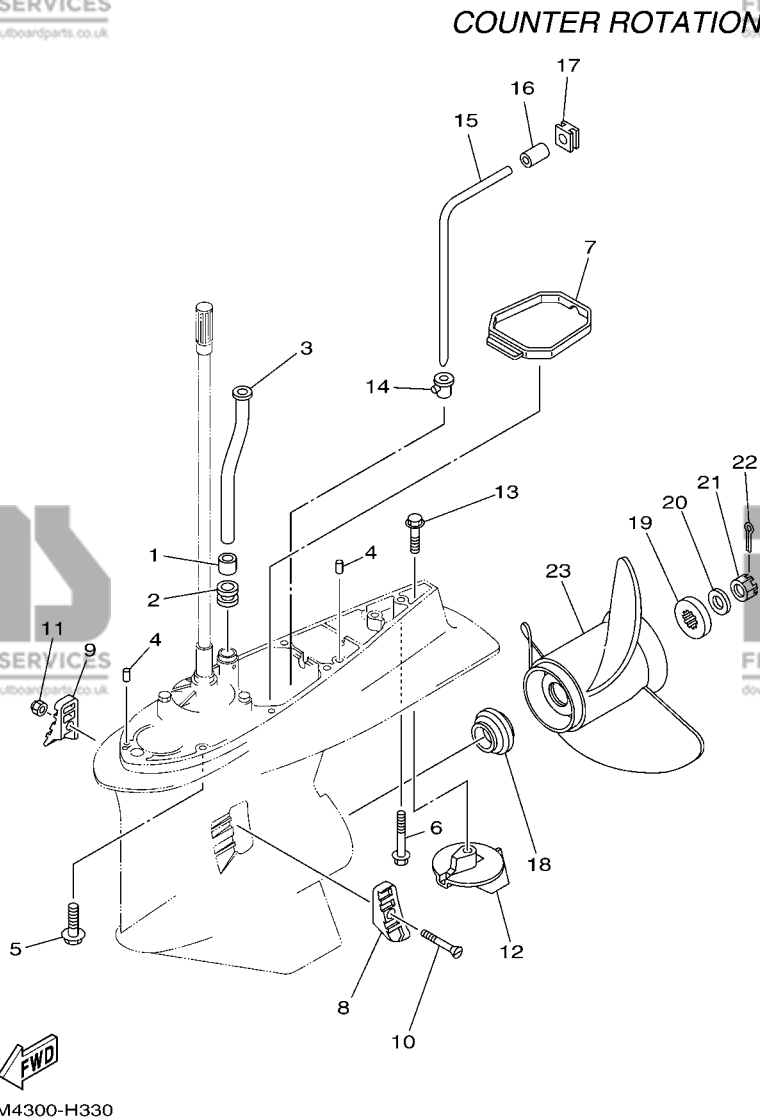
BOITIER D'HELICE TRANSMISSION3

REF. NO.	PART NO. N° PIECES	DESCRIPTION DESCRIPTION	6AL4	6AS3	6AM4	6AT3	REMARKS REMARQUES
66	6K1-45578-40	SHIM (T:0.30MM)			1	1	UR
		CALE (T:0.30MM)					UR
	6K1-45578-50	SHIM (T:0.40MM)			1	1	UR
		CALE (T:0.40MM)					UR
	6K1-45578-60	SHIM (T:0.50MM)			1	1	UR
		CALE (T:0.50MM)					UR
67	61B-45383-00	WASHER, CLAW FREIN D'ECROU			1	1	
68	69K-45384-00	NUT ECROU			1	1	
69	69K-45577-00	SHIM (T:0.10MM)			1	1	UR
		CALE (T:0.10MM)					UR
	69K-45577-10	SHIM (T:0.12MM)			1	1	UR
		CALE (T:0.12MM)					UR
	69K-45577-20	SHIM (T:0.15MM)			1	1	UR
		CALE (T:0.15MM)					UR
	69K-45577-30	SHIM (T:0.18MM)			1	1	UR
		CALE (T:0.18MM)					UR
	69K-45577-40	SHIM (T:0.30MM)			1	1	UR
		CALE (T:0.30MM)					UR
	69K-45577-50	SHIM (T:0.40MM)			1	1	UR
		CALE (T:0.40MM)					UR
	69K-45577-60	SHIM (T:0.50MM)			1	1	UR
		CALE (T:0.50MM)					UR
70	93315-43064	BEARING ROULEMENT			1	1	
71	93101-30002	OIL SEAL JOINT SPY			2	2	
72	93211-04384	O-RING JOINT TORIQUE			2	2	
73	90105-08049	BOLT, FLANGE BOULON			2	2	
74	90201-08023	WASHER, PLATE RONDELLE, PLATE			2	2	
75	93700-09M00	NIPPLE, GREASE PION			1	1	
76	6D0-45361-00-8D	CAP, LOWER CASING COUVERCLE, BOITIER D'HELICE			1	1	
77	97095-08020	BOLT BOULON			2	2	
78	92995-08600	WASHER RONDELLE			2	2	



**FIG. 33 LOWER CASING & DRIVE 4**

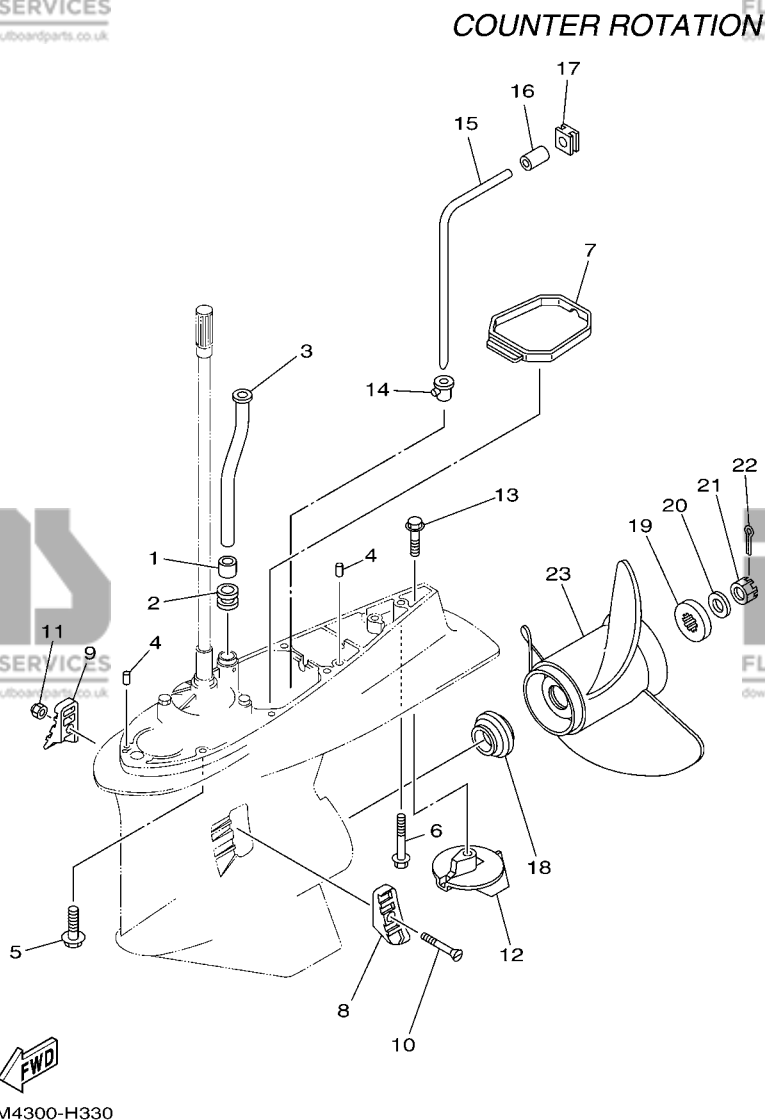
**BOITIER D'HELICE TRANSMISSION4**



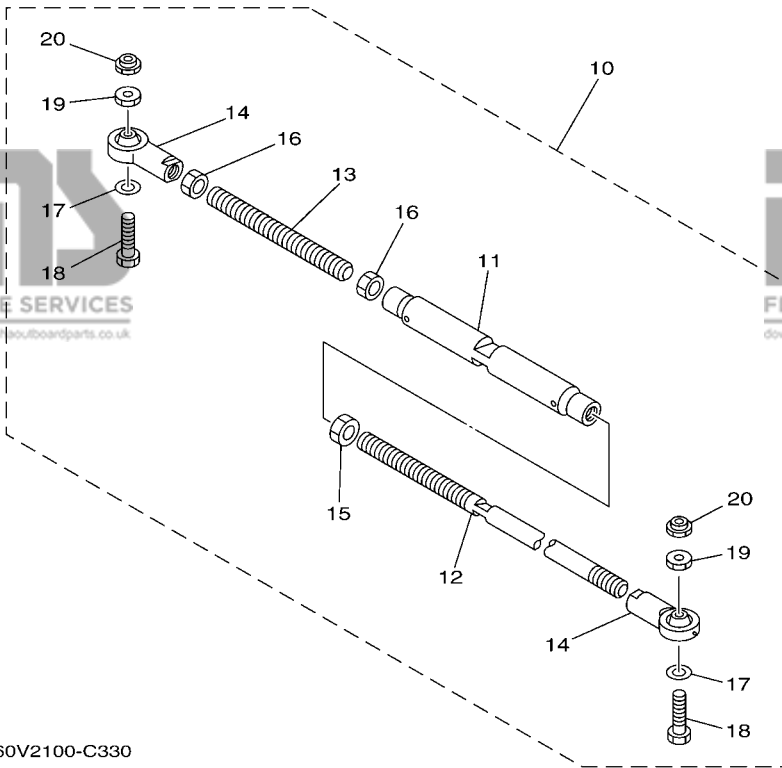
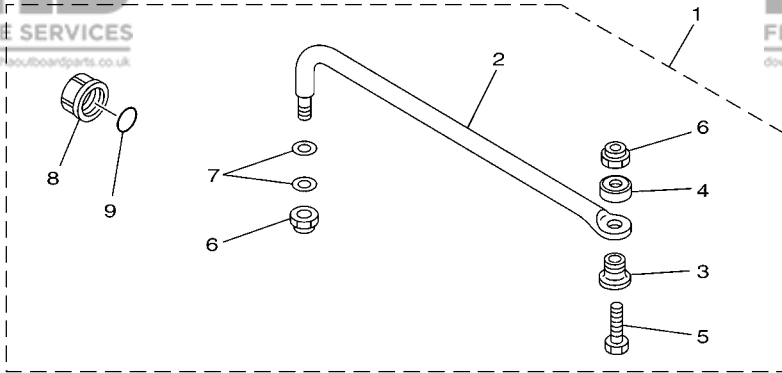
6AM4300-H330

REF. NO.	PART NO. N° PIECES	DESCRIPTION DESCRIPTION	6AL4	6AS3	6AM4	6AT3	REMARKS REMARQUES
1	6E5-44365-00	DAMPER, WATER SEAL JOINT, TUBE D'EAU			1	1	
2	6E5-44366-00	DAMPER, WATER SEAL JOINT, TUBE D'EAU			1	1	
3	69J-44361-00	TUBE, WATER TUBE D'EAU			1	1	X(25.3") X(25.3")
4	93608-12M05	PIN, DOWEL AXE			2	2	
5	90119-10038	BOLT, WITH WASHER BOULON, AVEC RONDELLE			7	7	X(25.3") X(25.3")
6	90119-10MA2	BOLT, WITH WASHER BOULON, AVEC RONDELLE			1	1	X(25.3") X(25.3")
7	6D0-45375-00	DAMPER, SEAL BOURRELET, CAOUTCHOUC			1	1	
8	61A-45214-11	COVER, WATER INLET 1 GRILLE, ENTREE D'EAU 1			1	1	
9	61A-45215-11	COVER, WATER INLET 2 GRILLE, ENTREE D'EAU 2			1	1	
10	90152-05003	SCREW, COUNTERSUNK VIS, TETE NOYEE			1	1	
11	90185-05002	NUT, SELF-LOCKING ECROU, AUTO-BLOQUANT			1	1	
12	61A-45371-00	TAB-TRIM ANODE DERIVE			1	1	
13	90105-10M00	BOLT, FLANGE BOULON			1	1	
14	6D0-44367-00	DAMPER, WATER SEAL JOINT TUBE D'EAU			1	1	
15	6D0-44362-01	TUBE, WATER TUBE D'EAU			1	1	
16	6D0-44365-00	DAMPER, WATER SEAL JOINT, TUBE D'EAU			1	1	
17	6D0-44366-00	DAMPER, WATER SEAL JOINT, TUBE D'EAU			1	1	
18	69J-45987-00	SPACER ENTRETOISE			1	1	
19	688-45997-01	SPACER ENTRETOISE			1	1	
20	92990-18200	WASHER RONDELLE, PLATE			1	1	
21	90171-18M04	NUT, CASTLE ECROU, CRENELE			1	1	
22	91490-40030	PIN, COTTER GOUPILLE			1	1	
23	6K1-45970-01-98	PROPELLER (3X15-1/4"X15"-ML) HELICE (3X15-1/4"X15"-ML)			1	1	UR UR
	6K1-45972-01-98	PROPELLER (3X13-3/4"X21"-ML) HELICE (3X13-3/4"X21"-ML)			1	1	UR UR
	6K1-45974-02-98	PROPELLER (3X13-3/4"X19"-ML1) HELICE (3X13-3/4"X19"-ML1)			1	1	UR UR
	6K1-45978-02-98	PROPELLER (3X13-3/4"X17"-ML1) HELICE (3X13-3/4"X17"-ML1)			1	1	UR UR
	61B-45972-00-98	PROPELLER (3X14-1/2"X21"-TL) HELICE (3X14-1/2"X21"-TL)			1	1	UR UR

**FIG. 33 LOWER CASING & DRIVE 4 BOITIER D'HELICE TRANSMISSION4**



REF. NO.	PART NO. N° PIECES	DESCRIPTION DESCRIPTION	6AL4	6AS3	6AM4	6AT3	REMARKS REMARQUES
23	61B-45974-00-98	PROPELLER (3X14-1/2"X19"-TL) HELICE (3X14-1/2"X19"-TL)			1	1	UR UR
	61B-45978-00-98	PROPELLER (3X15"X17"-TL) HELICE (3X15"X17"-TL)			1	1	UR UR
	6R1-45970-A1	PROPELLER (3X15-1/4"X19"-ML) HELICE (3X15-1/4"X19"-ML)			1	1	UR UR
	6R1-45972-A0	PROPELLER (3X14-7/8"X21"-ML) HELICE (3X14-7/8"X21"-ML)			1	1	UR UR
	6R1-45974-A0	PROPELLER (3X14-1/2"X23"-ML) HELICE (3X14-1/2"X23"-ML)			1	1	UR UR
	6R1-45976-A0	PROPELLER (3X15-1/4"X15"-ML) HELICE (3X15-1/4"X15"-ML)			1	1	UR UR
	6R1-45978-A0	PROPELLER (3X15-1/4"X17"-ML) HELICE (3X15-1/4"X17"-ML)			1	1	UR UR
	6D1-45970-00	PROPELLER (3X15-1/4"X19"-TL) HELICE (3X15-1/4"X19"-TL)			1	1	UR UR
	6D1-45972-00	PROPELLER (3X15"X21"-TL) HELICE (3X15"X21"-TL)			1	1	UR UR
	6D1-45978-00	PROPELLER (3X15-1/2"X17"-TL) HELICE (3X15-1/2"X17"-TL)			1	1	UR UR
	6BS-45B70-00	PROPELLER (4X15"X21"-TL) HELICE (4X15"X21"-TL)			1	1	UR UR
	6BS-45B72-00	PROPELLER (4X15"X22"-TL) HELICE (4X15"X22"-TL)			1	1	UR UR
	6BS-45B74-00	PROPELLER (4X15"X23"-TL) HELICE (4X15"X23"-TL)			1	1	UR UR

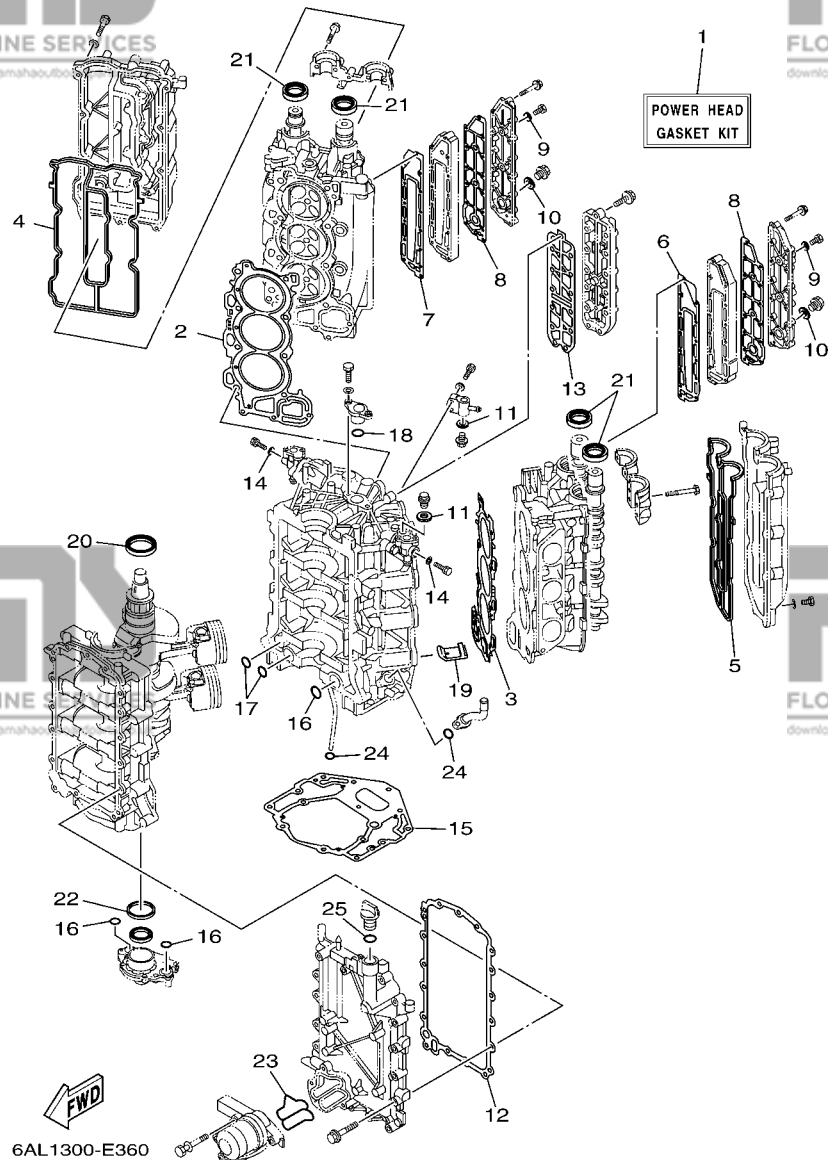


60V2100-C330

FIG. 34 STEERING GUIDE

FIXATION DE DIRECTION

REF. NO.	PART NO. N° PIECES	DESCRIPTION DESCRIPTION	6AL4	6AS3	6AM4	6AT3	REMARKS REMARQUES
1	6E5-61350-02	STEERING GUIDE ATTACHMENT KIT FIXATIONS DE DIRECTION	1	1			AP AP
2	6E5-61351-01	.ROD, STEERING LINK .RENOI DE DIRECTION	1	1			
3	90387-10M61	.COLLAR .COLLERETTE	1	1			
4	90560-12M01	.SPACER .ENTRETOISE	1	1			
5	6E5-61355-00	.BOLT .BOULON	1	1			
6	90185-09M01	.NUT, SELF-LOCKING .ECROU,AUTO-BLOQUANT	2	2			
7	90201-10M20	.WASHER, PLATE .RONDELLE, PLATE	2	2			
8	6E5-43145-01	.CAP CLAMP BRACKET .CAPUCHON, PRESSE	1	1			
9	93210-16275	.O-RING .JOINT TORIQUE	1	1			
10	6E5-61301-01	TWIN KIT (L:600-800MM) JUMELE KIT (L:600-800MM)			1	1	AP AP
11	6E5-61313-00	.ADJUSTER .TENDEUR			1	1	
12	6E5-61311-11	.TIE BAR .BARRE D'ACCOUPEMENT			1	1	
13	6E5-61315-00	.TIE BAR .BARRE D'ACCOUPEMENT			1	1	
14	6E5-61303-00	.STEERING AXLE COMP. .AXLE COMP.			2	2	
15	90170-14M06	.NUT .ECROU			1	1	
16	95380-14700	.NUT .ECROU			2	2	
17	90201-10M76	.WASHER, PLATE .RONDELLE, PLATE			2	2	
18	90101-09M70	.BOLT .BOULON			2	2	
19	90170-09M05	.NUT .ECROU			2	2	
20	90185-09M01	.NUT, SELF-LOCKING .ECROU,AUTO-BLOQUANT			2	2	



6AL1300-E360

FIG. 35 REPAIR KIT 1

KITS DE REPARATION 1

REF. NO.	PART NO. N° PIECES	DESCRIPTION DESCRIPTION	6AL4	6AS3	6AM4	6AT3	REMARKS REMARQUES
1	6P2-W0001-01	POWER HEAD GASKET KIT POCHETTE DE JINTS TETE MOTRICE	1	1	1	1	
2	6P2-11181-00	.GASKET, CYLINDER HEAD 1 .JOINT, DE CULASSE 1	1	1	1	1	
3	6P2-11182-00	.GASKET, CYLINDER HEAD 2 .JOINT, CULASSE 2	1	1	1	1	
4	6P2-11193-00	.GASKET, HEAD COVER 1 .JOINT, COUVERCLE DE CULASSE 1	1	1	1	1	
5	6P2-11194-00	.GASKET, HEAD COVER 2 .JOINT, COUVERCLE DE CULASSE 2	1	1	1	1	
6	6P2-41112-00	.GASKET, EXHAUST INNER COVER .JOINT, PLAQUE D'ECHAPPEMENT	1	1	1	1	
7	6P2-41122-00	.GASKET, EXHAUST INNER COVER .JOINT, PLAQUE D'EHAPPEMENT	1	1	1	1	
8	6P2-41114-00	.GASKET, EXHAUST OUTER COVER .JOINT, COUVERCLE D'ECHAPPEMENT	2	2	2	2	
9	90430-08143	.GASKET .JOINT	4	4	4	4	
10	90430-18130	.GASKET .JOINT	2	2	2	2	
11	90430-14115	.GASKET .JOINT	2	2	2	2	
12	69J-15451-00	.GASKET, CRANKCASE COVER 1 .JOINT, COUVERCLE DE CARTER 1	1	1	1	1	
13	6P2-1131B-00	.GASKET, COVER .JOINT, COUVERCLE	1	1	1	1	
14	90430-05002	.GASKET .JOINT	2	2	2	2	
15	69J-11351-11	.GASKET, CYLINDER .JOINT, D'EMBASE	1	1	1	1	
16	93210-25552	.O-RING .JOINT TORIQUE	3	3	3	3	
17	93210-19MJ1	.O-RING .JOINT TORIQUE	2	2	2	2	
18	93210-25647	.O-RING .JOINT TORIQUE	1	1	1	1	
19	69J-14664-00	.GROMMET, WATER SHUT .PASSE-FIL	2	2	2	2	
20	93102-63004	.OIL SEAL .JOINT SPY	1	1	1	1	
21	93102-38008	.OIL SEAL .JOINT SPY	4	4	4	4	
22	69J-11355-00	.SEAL, CYLINDER 1 .JOINT, SPY CYLINDRE	1	1	1	1	
23	6P2-13477-00	.GASKET .JOINT	1	1	1	1	
24	93210-19MJ3	.O-RING .JOINT TORIQUE	2	2	2	2	
25	93210-24M79	.O-RING .JOINT TORIQUE	1	1	1	1	

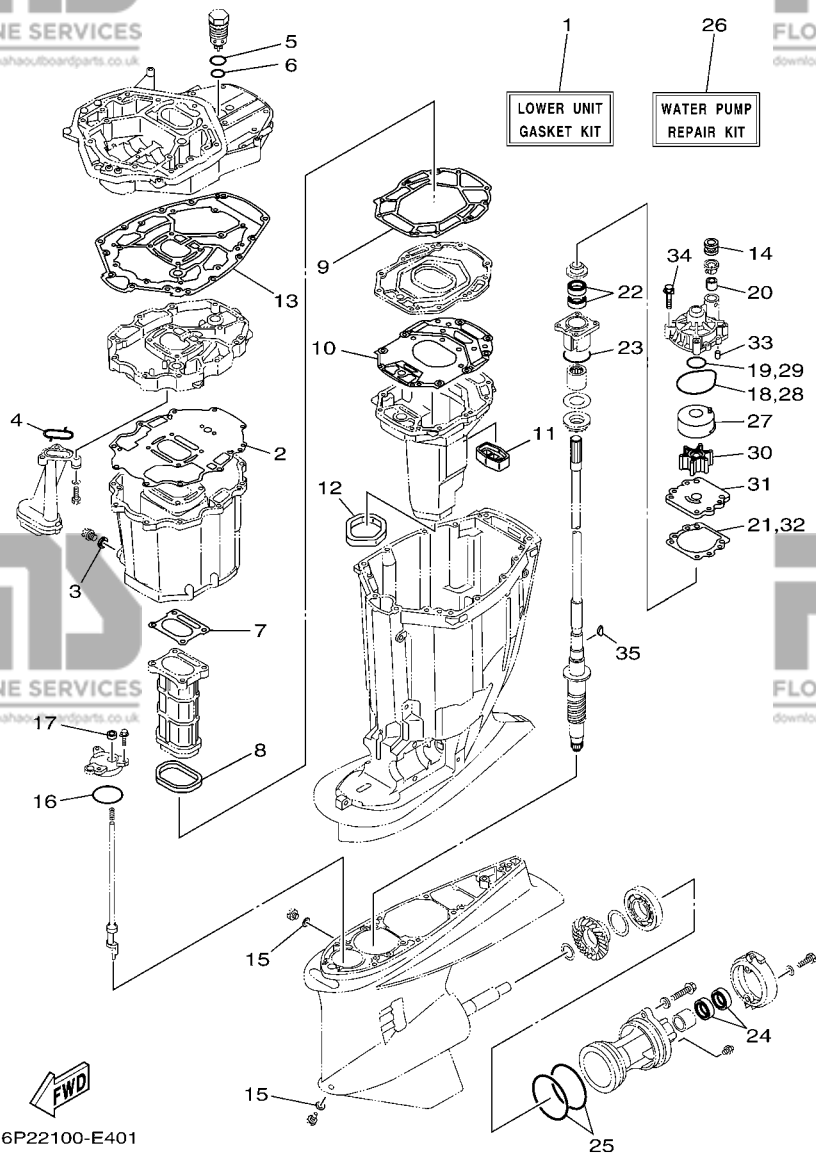


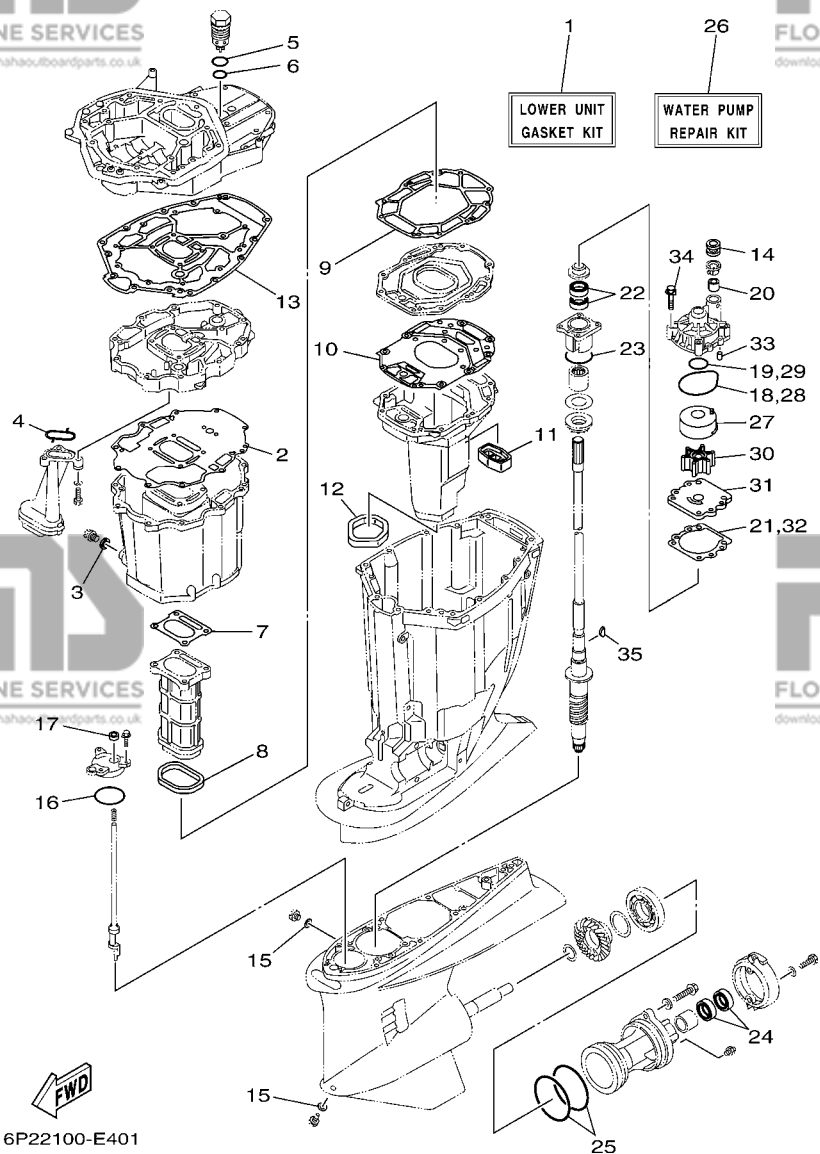
FIG. 36 REPAIR KIT 2

KITS DE REPARATION 2

REF. NO.	PART NO. N° PIECES	DESCRIPTION DESCRIPTION	6AL4	6AS3	6AM4	6AT3	REMARKS REMARQUES
1	6P2-W0001-21	LOWER UNIT GASKET KIT POCHETTE DE JOINTS EMBASE	1	1	1	1	
2	69J-15312-01	.GASKET, OIL PAN .JOINT DE VENTILATEUR D'HUILE	1	1	1	1	
3	90430-14M09	.GASKET .JOINT	1	1	1	1	
4	69J-13415-00	.SEAL, OIL STRAINER .JOINT, FILTRE A HUILE	1	1	1	1	
5	93210-33MG4	.O-RING .JOINT TORIQUE	1	1	1	1	
6	93210-28543	.O-RING .JOINT TORIQUE	1	1	1	1	
7	6P2-41134-00	.GASKET, EXHAUST MANIFOLD .JOINT, PIPE D'ECHAPPEMENT	1	1	1	1	
8	69J-41138-00	.SEAL, EXT. 1 .JOINT DE GROUPE 1	1	1	1	1	
9	69J-41135-A0	.GASKET, EXHAUST MANIFOLD .JOINT, PIPE D'ECHAPPEMENT	1	1	1	1	
10	6S1-41136-00	.GASKET, EXHAUST MANIFOLD 4 .JOINT, PIPE D'ECHAPPEMENT 4	1	1	1	1	
11	69J-45127-00	.SEAL .JOINT	1	1	1	1	
12	69J-45123-00	.GASKET, MUFFLER .JOINT, POT DE DETENTE	1	1	1	1	
13	69J-45113-20	.GASKET, UPPER CASING .JOINT, TUBE D'ARBRE	1	1	1	1	
14	6E5-44366-00	.DAMPER, WATER SEAL .JOINT, TUBE D'EAU	1	1	1	1	
15	90430-08020	.GASKET .JOINT	2	2	2	2	
16	93210-64488	.O-RING .JOINT TORIQUE	1	1	1	1	
17	93106-09014	.OIL SEAL .JOINT SPY	1	1	1	1	
18	93210-86M38	.O-RING .JOINT TORIQUE	1	1	1	1	
19	93210-37160	.O-RING .JOINT TORIQUE	1	1	1	1	
20	6E5-44365-00	.DAMPER, WATER SEAL .JOINT, TUBE D'EAU	1	1	1	1	
21	6E5-44315-A0	.GASKET, WATER PUMP .JOINT, POMPE A EAU	1	1	1	1	
22	93101-28M16	.OIL SEAL .JOINT SPY	2	2	2	2	
23	93210-55M14	.O-RING .JOINT TORIQUE	1	1	1	1	
24	93101-30002	.OIL SEAL .JOINT SPY	2	2	2	2	
25	93211-04384	.O-RING .JOINT TORIQUE	2	2	2	2	
26	61A-W0078-A3	WATER PUMP REPAIR KIT KIT DE REPARATION DE LA POMPE	1	1	1	1	
27	61A-44322-02	.INSERT, CARTRIDGE .CUVETTE	1	1	1	1	

FIG. 36 REPAIR KIT 2

KITS DE REPARATION 2

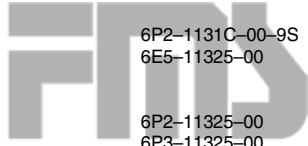


REF. NO.	PART NO. N° PIECES	DESCRIPTION DESCRIPTION	6AL4	6AS3	6AM4	6AT3	REMARKS REMARQUES
28	93210-86M38	.O-RING .JOINT TORIQUE	1	1	1	1	
29	93210-37160	.O-RING .JOINT TORIQUE	1	1	1	1	
30	6E5-44352-01	.IMPELLER .TURBINE	1	1	1	1	
31	6G5-44323-00	.OUTER PLATE, CARTRIDGE .PLAQUE EXTERIEURE	1	1	1	1	
32	6E5-44315-A0	.GASKET, WATER PUMP .JOINT, POMPE A EAU	1	1	1	1	
33	93606-12019	.PIN, DOWEL .GOUPILLE	2	2	2	2	
34	90119-08M14	.BOLT, WITH WASHER .BOULON, AVEC RONDELLE	4	4	4	4	
35	90280-04M05	.KEY, WOODRUFF .CLAVETTE, DEMI-LUNE	1	1	1	1	



FLOOD MARINE SERVICES  
downloaded from www.yamahauiboardparts.co.uk

PART NO. N° PIECES	REF. NO.
6P2-11110-01-9S	4 - 2
69J-11119-00	2 - 13
6P2-11119-00	5 - 18
6P2-1111E-00	5 - 19
6P2-11120-01-9S	4 - 10
69J-11133-10	4 - 3
	4 - 11
6P2-11135-00	4 - 35
6P2-11181-00	4 - 22
	35 - 2
6P2-11182-00	4 - 27
	35 - 3
6P2-11191-00-9S	4 - 34
6P2-11192-00-9S	4 - 43
6P2-11193-00	4 - 38
	35 - 4
6P2-11194-00	4 - 44
	35 - 5
69J-11301-10	4 - 16
69J-11313-00-94	2 - 47
6P2-1131B-00	2 - 18
	35 - 13
6P2-1131C-00-9S	2 - 15
6E5-11325-00	2 - 16
	5 - 9
	18 - 14
6P2-11325-00	5 - 8
6P3-11325-00	2 - 24
	2 - 29
68V-11325-02	4 - 17
67F-11328-00	4 - 18
69J-11351-11	2 - 44
	35 - 15
69J-11355-00	29 - 18
	35 - 22
6AW-11371-10	28 - 8
676-11372-00	4 - 5
6P2-11372-00	7 - 24
6P2-11377-00	7 - 29
6P2-11410-01	3 - 1
69J-11416-01	3 - 4
69J-11416-11	3 - 4
69J-11416-21	3 - 4
69J-11417-01	3 - 5
69J-11417-11	3 - 5
69J-11417-21	3 - 5
69J-11426-01	3 - 6
69J-11426-11	3 - 6



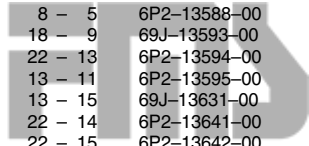
FLOOD MARINE SERVICES  
downloaded from www.yamahauiboardparts.co.uk

PART NO. N° PIECES	REF. NO.
69J-11426-21	3 - 6
69J-11427-00	3 - 7
69J-11478-00	3 - 2
6P2-11537-01	6 - 17
6P2-11590-00	6 - 25
63P-11603-01	3 - 12
6P2-11631-01-B0	3 - 11
69J-11633-00	3 - 13
69J-11634-01	3 - 14
69J-11654-00	3 - 9
69J-11656-00	3 - 10
69J-11656-10	3 - 10
69J-11656-20	3 - 10
6P2-12111-00	6 - 1
69J-12113-01	6 - 3
69J-12117-01	6 - 4
69J-12118-00	6 - 5
69J-12119-00	6 - 6
6P2-12121-00	6 - 2
67F-12138-60	17 - 34
69J-12153-00	6 - 7
68V-12157-00	6 - 21
6S1-12168-00	6 - 8
6S1-12168-10	6 - 8
6S1-12168-20	6 - 8
6S1-12168-30	6 - 8
6S1-12168-40	6 - 8
6S1-12168-50	6 - 8
6S1-12168-60	6 - 8
6S1-12168-70	6 - 8
6S1-12168-80	6 - 8
6S1-12168-90	6 - 8
6S1-12168-A0	6 - 8
6S1-12168-B0	6 - 8
6S1-12168-C0	6 - 8
6S1-12168-D0	6 - 8
6S1-12168-E0	6 - 8
6S1-12168-F0	6 - 8
6S1-12168-G0	6 - 8
6S1-12168-H0	6 - 8
6S1-12168-J0	6 - 8
6S1-12168-K0	6 - 8
6S1-12168-L0	6 - 8
6S1-12168-M0	6 - 8
6S1-12168-N0	6 - 8
6S1-12168-P0	6 - 8
6S1-12168-R0	6 - 8
6S1-12168-S0	6 - 8



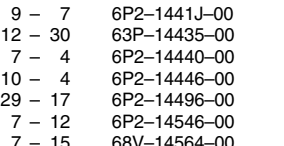
NUMERICAL INDEX  
INDEX NUMERIQUE

PART NO. N° PIECES	REF. NO.
6S1-12168-T0	6 - 8
6S1-12168-U0	6 - 8
6S1-12168-V0	6 - 8
6S1-12168-W0	6 - 8
6S1-12168-X0	6 - 8
6S1-12168-Y0	6 - 8
6S1-12169-00	6 - 8
6P2-12171-02	6 - 9
6P2-12172-02	6 - 13
6P2-12181-01	6 - 11
6P2-12182-01	6 - 15
69J-12233-00	28 - 11
6P2-12403-00	5 - 24
6P2-1240H-00-9S	2 - 22
6P3-1240H-00-9S	2 - 27
67F-12411-01	2 - 20
67F-12412-00	2 - 21
6P2-1243A-00	2 - 36
69J-1243E-00	2 - 37
6P2-12481-00	18 - 8
6P2-12482-00	8 - 3
6P2-12483-00	8 - 5
6P2-12491-00	18 - 9
68T-12572-00	22 - 13
6P2-1257A-10	13 - 11
6P2-1257E-10	13 - 15
6R3-12581-00	22 - 14
6R3-12582-00	22 - 15
6R3-12583-00	22 - 16
6P2-12615-00	6 - 22
6P2-12623-00	6 - 19
6P2-12645-10	6 - 18
6P2-12663-00	6 - 20
69J-12858-00	2 - 53
6AW-13119-00	29 - 16
6P2-13160-10	11 - 1
6P2-13161-00	11 - 2
6P2-13170-10	11 - 6
6P2-13171-00	11 - 7
69J-13300-02	29 - 13
69J-13329-00	29 - 14
69J-13338-00	29 - 15
69J-13411-00	29 - 8
69J-13415-00	29 - 10
	36 - 4
67F-13434-10	1 - 25
60L-13437-61	16 - 26
69J-13440-01	2 - 52



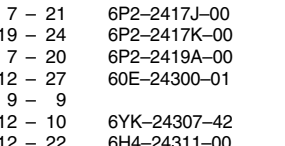
FLOOD MARINE SERVICES  
downloaded from www.yamahauiboardparts.co.uk

PART NO. N° PIECES	REF. NO.
6P2-13446-00-9S	2 - 54
67F-13448-00	1 - 15
6P2-13477-00	2 - 55
	35 - 23
6P2-13532-00	10 - 3
6P2-13533-00	10 - 2
6P2-13545-00	10 - 7
6P2-13546-00	10 - 10
6P2-13547-00	10 - 18
6P2-13548-00	10 - 19
6P2-13556-00	9 - 4
6P2-13557-00	9 - 5
6P2-13564-00	7 - 3
6P2-13573-00	9 - 11
6P2-13574-00	9 - 21
68V-13577-00	13 - 12
	13 - 16
	13 - 21
	11 - 5
6P2-13578-00	9 - 8
6P2-13588-00	9 - 7
69J-13593-00	12 - 30
6P2-13594-00	7 - 4
6P2-13595-00	10 - 4
69J-13631-00	29 - 17
6P2-13641-00	7 - 12
6P2-13642-00	7 - 15
6P2-13645-00	7 - 13
6P2-13646-00	7 - 14
6P2-13647-00	7 - 17
6P2-13711-00	9 - 3
69J-13716-00	12 - 31
6P2-13750-00	9 - 1
6P2-13751-00	9 - 2
6P2-13758-00	10 - 14
6P2-13761-10	11 - 3
	11 - 8
6P2-13769-00	12 - 11
68V-13781-10	12 - 13
63P-13784-00	12 - 15
6P2-13906-00	12 - 17
6P2-13907-00	12 - 14
63P-13915-00	12 - 16
6P2-13972-10	13 - 20
6P2-13973-10	13 - 19
6P2-13974-10	13 - 14



FLOOD MARINE SERVICES  
downloaded from www.yamahauiboardparts.co.uk

PART NO. N° PIECES	REF. NO.
6P2-13976-00	13 - 2
6C5-1410B-00	11 - 4
	11 - 9
6P2-1410F-00	12 - 35
69J-14137-00	13 - 23
63P-14148-00	12 - 21
6P2-14149-00	12 - 32
6P2-14159-00	9 - 13
69J-14164-00	9 - 22
6P2-14180-04	12 - 1
6P2-14181-00	12 - 6
6P2-14182-00	12 - 2
6P2-14191-00	12 - 7
6P2-14197-00	12 - 36
69J-14225-01	12 - 34
6P2-14255-00	9 - 12
68V-14265-00	12 - 29
6P2-14349-00	10 - 1
68V-14356-00	9 - 24
6P2-14360-00	9 - 6
6P2-14386-00	12 - 9
6P2-1441J-00	7 - 21
63P-14435-00	19 - 24
6P2-14440-00	7 - 20
6P2-14446-00	12 - 27
6P2-14496-00	9 - 9
6P2-14546-00	12 - 10
68V-14564-00	12 - 22
63P-14567-00	12 - 18
69J-14624-01	28 - 48
69J-14664-00	2 - 51
	35 - 19
69J-14711-20-9S	28 - 24
6P2-1475A-00	10 - 5
6P2-1475E-00	10 - 6
6P2-1475F-00	10 - 8
6P2-1475G-00	10 - 9
6P2-14984-00	12 - 19
6P2-14985-00	12 - 8
6P2-15100-01-9S	2 - 2
6P2-15142-00	4 - 41
6P2-15143-00	4 - 47
69J-15187-00	2 - 5
69J-15311-00-CA	29 - 1
69J-15312-01	28 - 51
	36 - 2
69J-15316-00	28 - 34
6P2-15362-00	29 - 21



FLOOD MARINE SERVICES  
downloaded from www.yamahauiboardparts.co.uk



FLOOD MARINE SERVICES  
downloaded from www.yamahauiboardparts.co.uk

PART NO. N° PIECES	REF. NO.
6G8-15363-00	2 - 57
6P2-15373-01	7 - 18
6P2-15377-00	29 - 22
6P2-15411-01-9S	2 - 8
69J-15451-00	2 - 9
	35 - 12
69J-15481-00	2 - 6
6P2-15512-00	6 - 26
69J-15761-00	29 - 2
6P2-2134X-00	9 - 14
6E5-21744-00	8 - 4
	10 - 16
	12 - 28
69J-21841-02	12 - 5
63P-2411R-00	12 - 4
6P2-2411T-00	12 - 4
6P2-24135-00	10 - 12
6P2-24136-00	10 - 13
6P2-24137-00	10 - 15
6P2-2416A-00	10 - 11
6P2-24170-00	9 - 19
6P2-2417H-00	13 - 25
6P2-2417J-00	12 - 37
6P2-2417K-00	12 - 39
6P2-2419A-00	9 - 15
60E-24300-01	13 - 13
	13 - 17
	15 - 1
6YK-24307-42	5 - 29
6H4-24311-00	14 - 17
6P2-24313-10	14 - 17
6P2-24314-00	14 - 17
6P2-24315-00	13 - 24
6P2-24317-00	13 - 27
6P2-24321-00	12 - 38
6P2-24322-00	13 - 6
6P2-24323-00	13 - 7
6P2-24324-00	13 - 5
69J-24325-00	13 - 10
6P2-24367-00	13 - 4
6P2-24376-00	10 - 20
6R3-24377-00	14 - 21
6R3-24377-10	14 - 4
688-24378-00	10 - 17
69J-24378-00	1 - 21
6E5-24378-00	13 - 28
69J-24379-00	12 - 20
6E5-24379-00	22 - 10
69J-24410-02	12 - 23
6P2-24422-00	7 - 6



FLOOD MARINE SERVICES  
downloaded from www.yamahauiboardparts.co.uk



FLOOD MARINE SERVICES  
downloaded from www.yamahauiboardparts.co.uk



FLOOD MARINE SERVICES  
downloaded from www.yamahauiboardparts.co.uk



FLOOD MARINE SERVICES  
downloaded from www.yamahauiboardparts.co.uk

PART NO. N° PIECES	REF. NO.
4SV-24453-00	12 - 3
	12 - 12
69J-24460-00	13 - 3
6P2-24461-10	13 - 18
6P3-24469-00	14 - 9
6P2-24491-00	12 - 24
69J-24492-00	12 - 25
69J-24501-10	13 - 8
68V-24519-00	13 - 22
6P3-24519-00	14 - 10
6P3-24560-01	14 - 6
6P3-24562-01	14 - 8
6P3-24563-00	14 - 7
6P3-24564-00	14 - 11
6P2-24566-10	14 - 12
6P2-24592-00	12 - 26
69J-24599-10	13 - 9
68V-2481H-00	9 - 25
	13 - 26
69J-28100-01	14 - 23
67F-2812A-00	18 - 47
6AL-28199-74-D0	14 - 24
6AL-28199-74-E0	14 - 24
6AL-28199-74-F0	14 - 24
6AL-28199-74-G0	14 - 24
6AL-28199-74-H0	14 - 24
6AL-28199-74-S0	14 - 24
6AL-28199-84-K0	14 - 25
6AL-28199-84-L0	14 - 25
6AL-28199-84-M0	14 - 25
6AL-28199-84-N0	14 - 25
6AL-28199-84-P0	14 - 25
6AL-28199-84-R0	14 - 25
69J-41111-01-9S	5 - 1
6P2-41112-00	5 - 5
	35 - 6
69J-41113-01-9S	5 - 3
6P2-41114-00	5 - 7
	35 - 8
69J-41121-01-9S	5 - 2
6P2-41122-00	5 - 6
	35 - 7
69J-41123-01-9S	5 - 4
69J-41131-10-CA	28 - 15
69J-41132-20-9S	28 - 17
6P2-41134-00	28 - 18
	36 - 7
69J-41135-A0	28 - 21

NUMERICAL INDEX  
INDEX NUMERIQUE

PART NO. N° PIECES	REF. NO.	PART NO. N° PIECES	REF. NO.
6AH-42794-40	21 - 59	61A-43835-01	26 - 19
6AH-42794-50	21 - 60	69J-43840-01	26 - 2
69J-42815-00-8D	21 - 29	69J-43841-00	26 - 42
69J-42816-00-8D	21 - 38	69J-43843-00	26 - 53
69J-42817-00-8D	21 - 30	69J-43844-00	26 - 50
63P-42818-01	21 - 33	6H1-43844-10	26 - 55
68V-42818-01	21 - 41	69J-43845-00	26 - 28
6P2-42828-00-8D	21 - 27	69A-4384F-00	26 - 39
69J-42828-02-8D	21 - 26	69J-4384G-00	26 - 58
68F-42828-10-8D	21 - 36	6H1-4384G-11	26 - 54
69J-43111-01-8D	24 - 1	69J-4384H-00	26 - 10
69J-43112-01-8D	24 - 14	61A-4384H-10	26 - 74
6E5-43126-02	24 - 43	69J-4384M-00	26 - 38
6R3-43131-20	24 - 21	69J-43851-00	26 - 49
61A-43132-00	24 - 12	69J-43853-00	26 - 45
61A-43133-00	24 - 15	69J-43854-00	26 - 57
64D-43144-00	21 - 44	69J-43855-00	26 - 52
6G5-43144-00	24 - 33	6H1-43856-10	26 - 56
6E5-43145-01	34 - 8	61A-43861-00	26 - 14
6G5-43148-00	24 - 38		26 - 16
61A-43181-10	24 - 35		26 - 67
6G5-43185-10	24 - 36	69J-43861-00	27 - 6
61A-43311-21-8D	24 - 30	6H1-43861-00	26 - 6
61A-43376-00	25 - 3	61A-43864-00	26 - 73
69J-43800-02-8D	26 - 1	6H1-43869-00	27 - 15
69J-43801-00	26 - 4	60V-4386A-00	26 - 44
69J-43804-00	27 - 5	69J-4386K-00	27 - 10
69J-43805-00	27 - 4	61A-43871-00	26 - 15
69J-4380P-01	26 - 12	69J-43871-00	26 - 62
69J-43810-01	26 - 3	6H1-43872-00	26 - 7
61A-43811-00	26 - 9	61A-43874-00	26 - 72
61A-43813-01	26 - 18	6H1-43875-00	26 - 29
6H1-43814-00	26 - 17	6T4-43875-01	26 - 68
69J-43816-00	26 - 63	61A-43875-10	26 - 75
69J-43817-00	27 - 13	61A-43876-00	26 - 26
61A-43818-00	26 - 25	CS3-4387G-00	26 - 59
69J-4381C-00	26 - 30	69J-43880-01	27 - 1
	26 - 35	69J-43881-01	27 - 11
69J-4381J-00	26 - 64	69J-43882-00	27 - 8
69J-43820-00	26 - 71	6H1-43883-00	26 - 43
61A-43821-00	26 - 70	69J-43886-00	27 - 7
61A-43822-00	26 - 69	69J-43888-00	27 - 17
69J-43828-00	27 - 16	69J-4388E-00	26 - 23
6H1-43829-00	27 - 19	69J-4388F-00	27 - 14
69J-4382E-00	26 - 11	69J-4388H-00	27 - 12
69J-43830-01	26 - 33	69J-4388J-00	26 - 20
69J-43831-00	26 - 66	69J-43891-00	27 - 9
69J-43833-00	26 - 21	69J-43893-00	26 - 46

PART NO. N° PIECES	REF. NO.
69J-43894-00	26 - 41
69J-43899-00	26 - 31
61A-4389H-00	26 - 8
69J-4389J-00	26 - 32
	26 - 36
69J-44117-00-94	23 - 7
69J-44118-00-94	23 - 28
69J-44120-00	23 - 34
69J-44120-10	23 - 34
6P2-44121-00	23 - 23
69J-44122-00	23 - 24
6P2-44139-00	23 - 40
69J-44150-00	30 - 15
69K-44150-00	32 - 17
69J-44176-01-94	23 - 10
61A-44311-01	30 - 18
	32 - 20
6E5-44312-00	30 - 23
	32 - 25
6E5-44315-A0	30 - 27
	32 - 29
	36 - 21
	36 - 32
61A-44322-02	30 - 19
	32 - 21
	36 - 27
6G5-44323-00	30 - 26
	32 - 28
	36 - 31
6E5-44352-01	30 - 24
	32 - 26
	36 - 30
69J-44361-00	31 - 3
	33 - 3
69J-44361-10	31 - 3
6D0-44362-01	31 - 15
	33 - 15
6D0-44365-00	31 - 16
	33 - 16
6E5-44365-00	30 - 22
	31 - 1
	32 - 24
	33 - 1
	36 - 20
663-44366-00	30 - 6
	32 - 8
6D0-44366-00	31 - 17
	33 - 17

PART NO. N° PIECES	REF. NO.
6E5-44366-00	28 - 53
	31 - 2
	33 - 2
	36 - 14
6D0-44367-00	31 - 14
	33 - 14
	21 - 16
6P2-44391-00	25 - 31
61A-44511-01-94	25 - 23
69J-44514-00-94	24 - 3
6G5-44526-00	25 - 26
69J-44532-00	25 - 30
68F-44533-01	2 - 41
69J-44551-00-8D	25 - 10
61A-44552-01-CA	25 - 21
60X-44555-00-94	25 - 13
61A-44575-00	25 - 12
69J-45111-10-8D	28 - 29
69J-45113-20	28 - 31
	36 - 13
69J-45123-00	28 - 28
	36 - 12
69J-45127-00	28 - 27
	36 - 11
69J-45151-00-8D	22 - 8
69J-45152-10	28 - 35
61A-45155-00	28 - 39
69J-45159-00	28 - 55
69J-45181-10-9S	28 - 22
69J-45211-01-8D	28 - 52
61A-45214-11	31 - 8
	33 - 8
61A-45215-11	31 - 9
	33 - 9
6G5-45251-02	24 - 2
6P2-45300-20-8D	30 - 1
6P3-45300-20-8D	32 - 1
6P2-45300-30-8D	30 - 1
6P2-45301-00-8D	30 - 2
	32 - 2
69J-45318-01	28 - 37
61A-45321-01	30 - 11
	32 - 13
61A-45331-00-9S	30 - 30
	32 - 32
6D0-45332-00-CA	30 - 59
6D1-45332-00-CA	32 - 61
688-45341-10	30 - 8



NUMERICAL INDEX  
INDEX NUMERIQUE

PART NO. N° PIECES	REF. NO.
688-45341-10	32 - 10
6E5-45344-00	30 - 39
	32 - 41
6D0-45361-00-8D	30 - 71
	32 - 76
61A-45371-00	31 - 12
	33 - 12
6D0-45375-00	31 - 7
	33 - 7
61A-45376-00-94	30 - 10
	32 - 12
61A-45378-00	28 - 45
61B-45383-00	32 - 67
69K-45384-00	32 - 68
6P2-45501-00	30 - 42
	32 - 44
6P2-45501-10	30 - 42
61B-45538-01	32 - 4
6P2-45551-01	30 - 43
	32 - 45
6P2-45560-00	30 - 46
6P3-45560-00	32 - 48
61A-45567-00	30 - 5
	32 - 7
61A-45567-10	30 - 5
	32 - 7
61A-45567-20	30 - 5
	32 - 7
61A-45567-30	30 - 5
	32 - 7
61A-45567-40	30 - 5
	32 - 7
61A-45567-50	30 - 5
	32 - 7
61A-45567-60	30 - 5
	32 - 7
6P2-45571-00	30 - 62
6P3-45571-00	32 - 64
61A-45577-00	30 - 64
69K-45577-00	32 - 69
61A-45577-10	30 - 64
69K-45577-10	32 - 69
61A-45577-20	30 - 64
69K-45577-20	32 - 69
61A-45577-30	30 - 64
69K-45577-30	32 - 69
61A-45577-40	30 - 64
69K-45577-40	32 - 69

PART NO. N° PIECES	REF. NO.
61A-45577-50	30 - 64
69K-45577-50	32 - 69
61A-45577-60	30 - 64
69K-45577-60	32 - 69
6P2-45578-00	30 - 63
6K1-45578-01	32 - 66
6K1-45578-10	32 - 66
6P2-45578-10	30 - 63
6K1-45578-20	32 - 66
6P2-45578-20	30 - 63
6K1-45578-30	32 - 66
6P2-45578-30	30 - 63
6K1-45578-40	32 - 66
6P2-45578-40	30 - 63
6K1-45578-50	32 - 66
6K1-45578-60	32 - 66
61A-45587-00	30 - 33
	32 - 35
61A-45587-10	30 - 33
	32 - 35
61A-45587-20	30 - 33
	32 - 35
61A-45587-30	30 - 33
	32 - 35
61A-45587-40	30 - 33
	32 - 35
61A-45587-50	30 - 33
	32 - 35
61A-45587-60	30 - 33
	32 - 35
69J-45611-00	30 - 47
69K-45611-00	32 - 49
69J-45631-00	30 - 51
	32 - 53
61A-45632-00	30 - 50
	32 - 52
61A-45633-00	30 - 52
	32 - 54
61A-45634-01	30 - 49
	32 - 51
61A-45635-00	30 - 54
	32 - 56
61B-45641-01	32 - 50
61A-45641-02	30 - 48
6H1-45668-00	30 - 53
	32 - 55
6D0-45970-00	31 - 23
6D1-45970-00	33 - 23

PART NO. N° PIECES	REF. NO.
6K1-45970-01-98	33 - 23
6G5-45970-02-98	31 - 23
6R1-45970-A1	33 - 23
6R4-45970-A1	31 - 23
6D0-45972-00	31 - 23
6D1-45972-00	33 - 23
61A-45972-00-98	31 - 23
61B-45972-00-98	33 - 23
6K1-45972-01-98	33 - 23
6G5-45972-02-98	31 - 23
6R1-45972-A0	33 - 23
6R4-45972-A0	31 - 23
61A-45974-00-98	31 - 23
61B-45974-00-98	33 - 23
6K1-45974-02-98	33 - 23
6G5-45974-03-98	31 - 23
6R1-45974-A0	33 - 23
6R4-45974-A0	31 - 23
6R1-45976-A0	33 - 23
6R4-45976-A0	31 - 23
6D0-45978-00	31 - 23
6D1-45978-00	33 - 23
61A-45978-00-98	31 - 23
61B-45978-00-98	33 - 23
6K1-45978-02-98	33 - 23
6G5-45978-03-98	31 - 23
6R1-45978-A0	33 - 23
6R4-45978-A0	31 - 23
69J-45987-00	31 - 18
	33 - 18
688-45997-01	31 - 19
	33 - 19
6BR-45B70-00	31 - 23
6BS-45B70-00	33 - 23
6BR-45B72-00	31 - 23
6BS-45B72-00	33 - 23
6BR-45B74-00	31 - 23
6BS-45B74-00	33 - 23
6P2-46241-00	6 - 24
6E5-48344-00	23 - 5
	23 - 43
6P2-48531-00	23 - 1
63P-48538-00	23 - 3
6E5-61301-01	34 - 10
6E5-61303-00	34 - 14
6E5-61311-11	34 - 12
6E5-61313-00	34 - 11
6E5-61315-00	34 - 13

PART NO. N° PIECES	REF. NO.
6E5-61350-02	34 - 1
6E5-61351-01	34 - 2
6E5-61355-00	34 - 5
6P2-81128-00	16 - 24
6P2-81332-00	16 - 17
6P2-81336-00	18 - 54
6P2-81337-00	16 - 20
6P2-81450-00	16 - 1
6P2-81460-00	16 - 2
6P2-81639-00	18 - 50
6BR-81800-00	20 - 1
69J-81801-00	20 - 5
67F-81807-00	20 - 10
67F-81808-00	20 - 8
67F-81809-00	20 - 19
67F-81810-00	20 - 3
67F-81813-00	20 - 6
67F-81820-00	20 - 7
67F-81821-00	20 - 13
6K7-81826-11	20 - 24
69J-81828-00	20 - 25
67F-81830-00	20 - 17
67F-81832-00	20 - 11
67F-81836-00	20 - 12
69J-81839-00	20 - 21
67F-8183R-00	20 - 16
60V-8183T-00	20 - 18
6P2-8183X-00	18 - 35
69J-81840-00	20 - 4
67F-81841-00	20 - 14
69J-81842-00	20 - 20
6P2-81845-00	17 - 7
67F-81846-00	20 - 26
67F-81850-00	20 - 2
67F-81857-00	20 - 9
69J-81869-00	20 - 23
67F-81891-00	20 - 15
6P2-81919-00	16 - 25
6P2-81919-10	18 - 63
6P2-81919-20	18 - 64
6P2-81919-31	18 - 65
6P2-81923-00	18 - 66
6P2-81925-01	18 - 17
63P-81941-00	20 - 22
6P2-81948-00	18 - 23
69J-81949-02	19 - 25
63P-81950-00	18 - 29
68F-8195A-00	18 - 52

PART NO. N° PIECES	REF. NO.
6P2-81960-02	18 - 1
6P2-81972-00-9S	18 - 3
60V-81975-A0	18 - 2
6AH-81994-40	16 - 27
6AH-81994-50	16 - 28
6AH-81996-00	21 - 61
6P2-82105-01	18 - 70
6P2-82113-00	18 - 49
6P2-82119-00	18 - 39
69J-82147-00	24 - 32
6E5-82148-00	24 - 9
6H1-82148-00	24 - 6
6E5-82149-00	25 - 16
67F-82151-00	18 - 42
6P2-82151-00	18 - 41
67F-82151-10	18 - 43
67F-82151-20	18 - 44
67F-82151-40	18 - 45
67F-82151-50	18 - 46
6P2-82170-01	18 - 40
6P2-82310-01	17 - 17
6P2-82314-00	17 - 20
6P2-82316-00	17 - 4
6A0-82317-00	17 - 14
	18 - 26
663-82317-01	16 - 21
68V-82377-00	21 - 58
6P2-82380-00	9 - 10
6P2-82389-00	2 - 61
6P3-82553-00	19 - 17
6P2-82554-00	21 - 23
6P2-82560-01	2 - 59
69J-82563-00	19 - 16
6P2-8257V-00	16 - 4
	17 - 1
6P2-82582-00	19 - 2
6P2-82582-10	19 - 3
69J-82587-00	19 - 20
6E5-82588-00	21 - 19
6P2-82588-00	2 - 60
61A-82588-01	23 - 17
6P2-82589-00	19 - 5
6P2-8258A-00	9 - 23
6P2-82590-31	19 - 1
6P2-82594-00	21 - 56
60V-8259F-00	23 - 15
69J-8259F-00	23 - 16
6P2-8259M-00	18 - 61

PART NO. N° PIECES	REF. NO.
68F-82846-00	18 - 48
6E5-83558-00	28 - 42
6P2-83597-00	2 - 63
69J-83614-10	19 - 21
6AW-83651-00	2 - 62
6P2-83652-00-94	5 - 26
69J-8366G-01	21 - 51
69J-83672-10	25 - 1
6P2-85075-00	17 - 26
	17 - 30
6P2-85544-00	18 - 51
689-85547-00	14 - 1
6P2-85580-00	16 - 6
6P2-85722-00	19 - 9
6P2-85780-00	2 - 64
61A-85790-00	17 - 23
63P-85886-00	19 - 23
6P2-85896-00	17 - 25
6P2-85897-00	17 - 29
6AS-8591A-02	17 - 2
6AL-8591A-03	17 - 2
6C5-86120-00	9 - 20
6P2-86120-00	5 - 23
6P2-8A410-00	23 - 39
6P2-W0001-01	35 - 1
6P2-W0001-21	36 - 1
69J-W0070-00	1 - 17
61A-W0078-A3	36 - 26
6P2-W009A-02-9S	4 - 1
6P2-W009B-04-9S	2 - 1
6P2-W009C-02-9S	4 - 9
69J-W1165-01	3 - 8
90101-06055	28 - 36
90101-09M70	34 - 18
90101-12M05	24 - 47
90101-14002	25 - 17
90101-14003	25 - 27
90105-05012	2 - 25
	2 - 30
90105-06M07	4 - 19
90105-08049	30 - 68
	32 - 73
90105-10M00	31 - 13
	33 - 13
90109-06M04	16 - 23
90109-06M80	2 - 23
	2 - 28
90109-06M81	21 - 20

PART NO. N° PIECES	REF. NO.
90109-06M82	21 - 5 21 - 28 21 - 37 21 - 48
90109-06M86	19 - 22 21 - 22 21 - 24 21 - 45 21 - 52 21 - 57
90109-08019	23 - 2
90110-06038	23 - 13
90110-06150	7 - 5 4 - 42 4 - 48
90111-06111	22 - 4 22 - 9
90111-06113	22 - 5
90116-10027	2 - 12
90116-10041	28 - 56
90119-06025	2 - 56
90119-06027	5 - 13
90119-06122	11 - 11
90119-06126	23 - 42
90119-06M10	30 - 14 32 - 16
90119-06M17	28 - 47
90119-06M24	7 - 9
90119-06M35	7 - 23
90119-06M59	9 - 16 17 - 16 18 - 28
90119-06M82	17 - 3
90119-06M92	17 - 22
90119-06MA2	2 - 14 5 - 20
90119-06MA3	18 - 4
90119-06MA4	2 - 19
90119-06MA5	18 - 5
90119-06MA6	5 - 25 7 - 11
90119-07001	4 - 7
90119-07234	4 - 8 4 - 15
90119-07235	4 - 14
90119-08009	2 - 11
90119-08021	4 - 26 4 - 31

PART NO. N° PIECES	REF. NO.
90119-08M14	30 - 29 32 - 31 36 - 34
90119-08M22	21 - 10
90119-08M66	2 - 7
90119-08M79	28 - 2
90119-08M91	4 - 25 4 - 30
90119-10007	28 - 32
90119-10008	31 - 6
90119-10009	28 - 59
90119-10024	24 - 29 25 - 22 25 - 32
90119-10038	31 - 5 33 - 5
90119-10M07	6 - 28
90119-10MA2	31 - 6 33 - 6
90151-06M02	5 - 11
90152-05003	31 - 10 33 - 10
90155-10002	4 - 24 4 - 29
90170-09M05	34 - 19
90170-10009	28 - 58
90170-14M06	34 - 15
90170-16M19	30 - 45 32 - 47
90171-18M04	31 - 21 33 - 21
90173-06001	22 - 2
90179-06M28	1 - 3 7 - 8
90179-08003	20 - 29
90179-24002	16 - 16
90183-02M03	30 - 56 32 - 58
90185-05002	31 - 11 33 - 11
90185-09M01	34 - 6
90185-14M00	34 - 20 25 - 19 25 - 28
90185-22007	24 - 24
90201-02M00	30 - 55 32 - 57
90201-06068	21 - 35

NUMERICAL INDEX  
INDEX NUMERIQUE

PART NO. N° PIECES	REF. NO.	PART NO. N° PIECES	REF. NO.
90201-06068	21 - 43	90386-18M63	24 - 44
90201-08023	30 - 69 32 - 74	90386-25M31	24 - 22
90201-09M02	23 - 37	90386-39M89	25 - 7
90201-10048	28 - 57	90386-90M90	23 - 36
90201-10M01	6 - 29	90387-06037	28 - 12
90201-10M20	34 - 7	90387-06044	17 - 21
90201-10M76	34 - 17	90387-06119	17 - 15 18 - 27
90201-12M05	24 - 49	90387-06M26	19 - 6
90201-13M01	24 - 48	90387-06M60	9 - 18
90201-15M58	25 - 18	90387-06M64	29 - 9
90201-16015	25 - 24	90387-08M37	21 - 12
90201-16016	25 - 15	90387-10M02	24 - 40
90201-16M00	30 - 44 32 - 46 16 - 15	90387-10M08	4 - 23 4 - 28 6 - 27
90201-24014	24 - 23	90387-10M61	34 - 3
90201-26M59	25 - 6	90430-05002	2 - 26 2 - 31
90201-40M00	30 - 36 32 - 38	90430-06M03	35 - 14 4 - 20
90201-42014	23 - 25 25 - 25	90430-08020	30 - 9 32 - 11
90202-08M20	25 - 14 25 - 9	90430-08143	36 - 15 5 - 15
90202-28M46	27 - 2	90430-14115	5 - 15 35 - 9
90202-32M19	21 - 32	90430-14M09	2 - 33 5 - 22
90202-40M47	21 - 40 24 - 39	90430-14M09	35 - 11 29 - 7
90206-14N50	21 - 50 30 - 25	90430-18130	36 - 3 5 - 17
90206-15M18	32 - 27 36 - 35 16 - 14	90445-07010	35 - 10 28 - 44
90249-06M19	32 - 27 36 - 35 16 - 14	90445-07012	28 - 44 8 - 1
90269-05005	32 - 27 36 - 35 16 - 14	90445-09120	18 - 6 22 - 17
90280-04M05	16 - 14 30 - 7 32 - 9	90445-09304	8 - 1 14 - 5
90280-05015	30 - 7 32 - 9	90445-11028	14 - 18 14 - 22
90340-08002	2 - 32 5 - 21 29 - 6	90445-11182	1 - 24 1 - 23
90340-14M06	5 - 16 4 - 4 4 - 12	90445-11699	1 - 23 1 - 22
90340-18M09	23 - 27 24 - 37	90445-11M27	22 - 11 14 - 3
90344-51019	24 - 37 23 - 12	90445-13511	14 - 3 8 - 6
90386-06M12	21 - 31 21 - 39	90446-10M01	22 - 12 18 - 55
90386-10M16	24 - 45 26 - 24	90447-13009	16 - 3 17 - 31
90386-12069		90462-08026	
90386-15M73		90462-08032	

PART NO. N° PIECES	REF. NO.
90462-20001	21 - 21
90464-06001	16 - 5 19 - 12
90464-08004	17 - 13
90464-08051	19 - 14
90464-09010	23 - 22
90464-09M21	8 - 7 18 - 7
90464-09M47	18 - 62 21 - 25
90464-10M57	19 - 18
90464-11121	17 - 10
90464-12009	13 - 31 14 - 19
90464-12010	13 - 29 14 - 20
90464-13249	17 - 11
90464-18001	21 - 53
90464-18004	18 - 16 22 - 20
90464-18005	13 - 30
90464-18246	19 - 13
90464-19M45	17 - 5 19 - 8
90464-20011	7 - 30
90464-20258	21 - 55
90464-21002	18 - 12
90464-23199	17 - 6
90464-99004	7 - 22
90465-06M86	23 - 21
90465-08M83	24 - 18 24 - 26
90465-11M10	2 - 38 2 - 65 7 - 31 8 - 8
90465-13M18	14 - 5 14 - 18 14 - 22 21 - 14 22 - 18 23 - 20 24 - 25 28 - 43 7 - 19 18 - 20 18 - 24 19 - 15

PART NO. N° PIECES	REF. NO.
90465-14M66	17 - 12 18 - 25 19 - 4 19 - 7
90467-08M18	5 - 30 18 - 13
90467-09M03	8 - 2
90468-18008	23 - 6 23 - 26 23 - 44
90480-10M23	9 - 17
90480-12072	16 - 22
90480-14M17	22 - 6
90480-22M81	21 - 11
90501-10M77	30 - 57 32 - 59
90501-11M10	30 - 17 32 - 19
90501-12082	23 - 31
90501-450A2	30 - 38 32 - 40
90506-16003	24 - 42
90506-18M40	21 - 46
90508-20020	23 - 14
90560-12M01	34 - 4
91318-05025	26 - 60
91318-05040	26 - 65
91490-20015	23 - 38
91490-40030	31 - 22 33 - 22
91690-30010	23 - 4 23 - 33
91690-30020	24 - 41
91690-40010	5 - 12
91809-08006	4 - 6 4 - 13
91814-18001	2 - 4
92903-06600	18 - 34
92903-08100	18 - 69
92903-08600	20 - 28
92907-04600	4 - 37
92907-06600	29 - 12
92990-05100	16 - 8
92990-05600	16 - 9
92990-06100	1 - 7
92990-06600	28 - 50
92990-10600	17 - 24
92990-18200	31 - 20



PART NO. N° PIECES	REF. NO.
92990-18200	33 - 20
92995-04100	23 - 19
92995-06100	7 - 27
	16 - 12
	18 - 31
	18 - 37
	18 - 59
	29 - 25
92995-06600	1 - 11
	2 - 35
	2 - 43
	2 - 50
	4 - 33
	4 - 40
	4 - 46
	5 - 28
	7 - 28
	14 - 14
	14 - 16
	16 - 13
	16 - 19
	17 - 9
	17 - 19
	17 - 28
	17 - 33
	18 - 11
	18 - 32
	18 - 38
	18 - 57
	18 - 60
	19 - 11
	23 - 9
	24 - 5
	24 - 8
	24 - 11
	24 - 20
	24 - 28
	28 - 14
	28 - 41
	29 - 26
92995-08600	18 - 19
	18 - 22
	30 - 41
	30 - 73
	32 - 43
	32 - 78
92995-10600	28 - 4
92995-14600	25 - 20



PART NO. N° PIECES	REF. NO.	PART NO. N° PIECES	REF. NO.
93210-64488	36 - 16	93608-12M05	31 - 4
93210-86M38	30 - 20		33 - 4
	32 - 22	93608-16M16	28 - 6
	36 - 22		28 - 16
	30 - 66		28 - 33
93211-04384	30 - 67		29 - 5
	32 - 72	93700-06M01	23 - 11
	36 - 25	93700-06M03	24 - 17
93306-210U0	30 - 61		24 - 31
93311-83280	30 - 3	93700-09M00	30 - 70
	32 - 3		32 - 75
93315-43064	30 - 65	94702-00400	4 - 49
	32 - 70	95333-08600	18 - 68
93315-660W3	32 - 5	95380-06600	1 - 8
93317-330U2	30 - 32	95380-12600	24 - 50
	32 - 34	95380-14700	34 - 16
93332-00048	32 - 63	95780-10300	25 - 4
93332-000W1	30 - 4	97013-06025	18 - 33
93341-34019	30 - 35	97013-08045	20 - 27
	32 - 37	97027-06025	29 - 11
	32 - 65	97075-10045	28 - 3
93341-440U5	32 - 6	97095-06010	18 - 30
93341-670V0	30 - 34		24 - 7
93341-930U9	32 - 36		24 - 34
	27 - 3		28 - 40
93399-999T6	24 - 46	97095-06012	17 - 32
93410-18M02	25 - 11		18 - 10
93410-37M04	28 - 38	97095-06014	14 - 13
93420-36M01	30 - 58		24 - 27
93501-04011	32 - 60	97095-06016	1 - 10
	23 - 30		14 - 15
93501-04M02	26 - 47		17 - 8
93501-08001	26 - 37		18 - 56
93503-16003	26 - 13	97095-06020	2 - 49
93505-32038	26 - 34		7 - 26
	26 - 61		17 - 18
93604-35236	6 - 10		17 - 27
93605-10108	6 - 12		18 - 36
	6 - 14		18 - 58
	6 - 16		21 - 34
	2 - 3		21 - 42
93606-12019	2 - 10		28 - 13
	28 - 46		29 - 24
	30 - 28	97095-06025	2 - 34
	32 - 30		2 - 42
	36 - 33		24 - 4
93606-19M23	28 - 26	97095-06030	4 - 32
93608-12M05	28 - 54		4 - 39



PART NO. N° PIECES	REF. NO.
97095-06030	4 - 45
	5 - 27
97095-06035	16 - 11
	19 - 10
	23 - 8
97095-08014	5 - 14
97095-08016	18 - 21
	18 - 67
97095-08020	18 - 18
	30 - 72
	32 - 77
97095-08025	30 - 40
	32 - 42
97575-06516	7 - 7
97575-06535	23 - 32
97575-06540	29 - 19
97575-08535	28 - 25
	29 - 4
97575-08540	4 - 21
	7 - 1
	7 - 10
97575-08560	29 - 3
97575-08590	28 - 19
97575-10535	28 - 5
97780-50620	18 - 53
97780-60520	22 - 19
97880-05012	16 - 7
97880-06016	28 - 49
97885-04016	23 - 18
97885-06010	16 - 18
	24 - 13
	24 - 16
	24 - 10
97885-06012	24 - 19
97885-06016	25 - 2
98507-04008	4 - 36
	12 - 33
98580-05008	13 - 1
98780-04015	2 - 17
	5 - 10
	18 - 15
99001-08600	30 - 16
	32 - 18
99002-03600	26 - 40
99530-08012	16 - 10
99530-10114	7 - 2
99590-10114	30 - 60
	32 - 62

